

**LUCITALIA**  
— M I L A N O —

# INDICE PRODOTTI

PRODUCTS INDEX

## Luce parete Wall lights



Zero 0  
23



Zero 1  
25



Zero 2  
29



Zero 3 compact  
31



Zero 3  
33



Zero verti  
35



Zero kid  
37



Adam W  
41



Cufflink  
45



Diamond W  
47



Princess  
51



Larossa W  
53



Cage 1  
57



Cage 2  
58



Cage 3  
59



Tender W  
63

## Luce soffitto Ceiling lights



Box 0C RD  
69



Box 1C RD  
70



Box 2C RD  
72



Box 0C SQ  
77



Box 1C SQ  
78



Box 2C SQ  
85




Box 1C SQ 2L  
81



Box 1C SQ 3L  
82




Box 1C SQ 4L  
83



Box 2C SQ 2L  
90



Box 2C SQ 3L  
94



Box 2C SQ 4L  
96

# INDICE PRODOTTI

PRODUCTS INDEX



Stelo 0C  
101



Stelo 1C  
104



Stelo 2C  
106



Drum 0C  
111



Drum 1C  
112



Drum 2C  
113



King  
117



Baar C  
123



Baar system C  
125



Taxi 2C  
129

## Luce a sospensione *Suspension lights*



Stelo 0S  
135



Stelo 1S  
138



Stelo 2S  
140



Queen 1S  
145



Queen 2S  
147



Thin thin S  
149



Drum 0S  
153



Drum 1S  
154



Drum 2S  
155



Disk 0S  
159



Disk 1S  
160



Disk 2S  
161



Linear 1S  
163



Segmento  
166



Taxi 2S  
171



Baar S  
177



Baar system S  
179



Pragma S  
181



Abadessa  
185



Ketamina  
187



Kitchen  
191

# INDICE PRODOTTI

PRODUCTS INDEX

## Luce da tavolo

Table lights



Pragma T  
193

## Luce da pavimento

Floor lights



Pragma F  
197



Larossa F  
201



Taxi F  
205

## Proiettori e sistemi per binario

Track spotlights & Systems



Emerald 1A  
211



Emerald 2A  
215



Point Evo 0A  
223



Point Evo 1A  
224



Kriter 1A  
229



Kriter 2A  
232



Crimson 1A  
239



Crimson 2A  
242



Diamond 1A  
250



Diamond 2A  
253



Kriter 1J  
259



Kriter 2J  
260



Thin thin A  
265

# INDICE PRODOTTI

PRODUCTS INDEX

## Proiettori *Spotlights*



Kriter 1B  
231



Kriter 2B  
234



Crimson 1B  
241



Crimson 2B  
245



Diamond 1B  
251



Diamond 2B  
256



Diamond W  
249



Kriter 1J  
259



Kriter 2J  
260



Thin thin B  
266

## Proiettori incassati *Recessed spotlights*



Emerald 1R  
213



Emerald 2R  
218



Kriter 1J  
259



Kriter 2J  
260



Thin thin R  
267

## Luce da parete incassata *Recessed wall lights*



Point 1R AS RD  
271



Point 2R AS RD  
272



Point 3R AS RD  
273



Point 1R AS SQ  
271



Point 2R AS SQ  
272



Point 3R AS SQ  
273



Point 1R flat  
425



Point 2R flat  
426



Point 3R flat  
427



Zero amica R  
277



Zero blade R  
283

# INDICE PRODOTTI

## PRODUCTS INDEX

### Luce soffitto incassata

### Recessed ceiling lights



Point 1R OR  
289



Point 2R OR  
290



Point 3R OR  
291



Gekko RD  
295



Gekko SQ  
298



Gekko SQ 2L  
299



Hide 1R RD  
305



Hide 2R RD  
307



Hide 1R SQ  
308



Hide 2R SQ  
309



Adam 1R RD 00  
313



Adam 1R RD 11  
315



Adam 2R RD 00  
316



Adam 2R RD 11  
317



Adam 1R SQ 00  
318



Adam 1R SQ 11  
319



Adam 2R SQ 00  
320



Adam 2R SQ 11  
321



Box 0R SQ  
325



Box 1R SQ  
326



Box 1R SQ 2L  
327



Box 1R SQ 3L  
328



Box 1R SQ 4L  
329




Box 2R SQ  
330



Box 2R SQ 2L  
332



Box 2R SQ 3L  
334



Box 2R SQ 4L  
336

# INDICE PRODOTTI

PRODUCTS INDEX



Comfort RD RT  
342



Comfort SQ RT  
348



Comfort RD RF  
344



Comfort SQ RF  
349



Radius 1R  
357



Radius 2R  
359



Fit 2R RT RD  
365



Fit 2R RF RD  
368



Fit 2R RF SQ  
370



Fit 2R RF 100  
373



Karter 1 evo  
comfort  
376



Karter 2 evo fit  
378



Karter 2 evo  
radius  
381



Tussle E  
386



Tussle G  
387

## Lineari a parete e incassati *Linear surface and recessed lights*



Linear OW flat  
390



Linear OW  
391



Linear OW AS  
392



Linear OW 45°  
393



Linear OR flat  
395



Linear OR  
396



Linear OR AS  
397



Linear 1W  
399



Linear 1R  
401



Profilo OW flat  
402



Profilo OW  
402



Profilo OW AS  
403



Profilo OW 45°  
403



Profilo OR flat  
404



Profilo OR  
404



Profilo OR AS  
405

# INDICE PRODOTTI

PRODUCTS INDEX

Wellness & Spa IP65 / IP67 / IP68



Point 1C RD  
409



Point 2C RD  
410



Point 3C RD  
411



Point 1C SQ  
413



Point 2C SQ  
414



Point 3C SQ  
415



Point 1R AS RD  
419



Point 2R AS RD  
420



Point 3R AS RD  
421



Point 1R AS SQ  
419



Point 2R AS SQ  
420



Point 3R AS SQ  
421



Point 1R flat  
425



Point 2R flat  
426



Point 3R flat  
427



Point 1R  
429



Point 2R  
230



Point 3R  
431



Point spot 1 RD  
435



Point spot 2 RD  
436



Point spot 3 RD  
437



Point spot 1 SQ  
438



Point spot 2 SQ  
439



Point spot 3 SQ  
441



Point spot 1 inox  
RD  
443



Point spot 2 inox  
RD  
444



Point spot 3 inox  
RD  
445



Comfort RD RF  
344



Comfort SQ RF  
349

## Binari

Rail tracks



Binario 12V  
446



Binario 48V  
448



Binario trifase  
452



# INDICE ALFABETICO PRODOTTI

## ALPHABETIC PRODUCTS INDEX

<b>A</b>			
Abadessa.....	185		
Adam 1 W.....	41		
Adam 1R RD 00 OR.....	313		
Adam 1R RD 11 OR.....	315		
Adam 1R SQ 00 OR.....	318		
Adam 1R SQ 11 OR.....	319		
Adam 2R RD 00 OR.....	316		
Adam 2R RD 11 OR.....	317		
Adam 2R SQ 00 OR.....	320		
Adam 2R SQ 11 OR.....	321		
<b>B</b>			
Baar C system.....	125		
Baar C150.....	123		
Baar C90.....	123		
Baar S 150.....	177		
Baar S 90.....	177		
Baar System S.....	179		
Binario 12V.....	446		
Binario magnetico 48V.....	448-451		
Binario Trifase.....	452-455		
Box 0C RD.....	69		
Box 0C SQ.....	77		
Box 0R SQ.....	325		
Box 1C OR RD.....	70		
Box 1C OR SQ 1L.....	78/80		
Box 1C OR SQ 2L.....	79/81		
Box 1C OR SQ 3L.....	82		
Box 1C OR SQ 4L.....	83		
Box 1R SQ 1L.....	326		
Box 1R SQ 2L.....	327		
Box 1R SQ 3L.....	328		
Box 1R SQ 4L.....	329		
Box 2C OR RD.....	72		
Box 2C OR SQ 1L.....	85-89		
Box 2C OR SQ 2L.....	90-93		
Box 2C OR SQ 3L.....	94		
Box 2C OR SQ 4L.....	96		
Box 2R SQ 1L.....	330		
Box 2R SQ 2L.....	332		
Box 2R SQ 3L.....	334		
Box 2R SQ 4L.....	336		
<b>C</b>			
Cage 1.....	57		
Cage 2.....	58		
Cage 3.....	59		
Comfort 1 RF RD.....	344/347		
Comfort 1 RF SQ.....	349/353		
Comfort 1 RT RD.....	342/346		
Comfort 1 RT SQ.....	348/352		
Comfort Karter 1 Evo.....	376		
Crimson 1A.....	239/240		
Crimson 1B.....	241		
Crimson 2A.....	242		
Crimson 2B.....	245		
Cufflink.....	45		
<b>D</b>			
Diamond 1A.....	250		
Diamond 1B.....	251		
Diamond 2A.....	253-255		
Diamond 2B.....	256		
Diamond W.....	47/249		
Disk 0S.....	159		
Disk 1S.....	160		
Disk 2S.....	161		
Drum 0C.....	111		
Drum 0S.....	153		
Drum 1C.....	112		
Drum 1S.....	154		
Drum 2C.....	113		
Drum 2S.....	155		
<b>E</b>			
Emerald 1A.....	211/212		
Emerald 1R.....	213		
Emerald 2A.....	215-217		
Emerald 2R.....	218		
<b>F</b>			
Fit 2R Frame 100.....	373		
Fit 2R Frame RD.....	368		
Fit 2R Frame SQ.....	370		
Fit 2R Trimless RD.....	365-367		
Fit Karter 2 OR Evo.....	378		
<b>G</b>			
Gekko 1L SQ RF.....	298		
Gekko 1L SQ RT.....	300		
Gekko 2L SQ RF.....	299		
Gekko 2L SQ RT.....	301		
Gekko RD RF.....	295		
Gekko RD RT.....	297		
<b>H</b>			
Hide 1R RD.....	305		
Hide 1R SQ.....	308		
Hide 2R RD.....	307		
Hide 2R SQ.....	309		
<b>K</b>			
Karter 1 evo comfort.....	376		
Karter 2 evo fit.....	378		
karter 2 evo radius.....	381		
Ketamina.....	187		
King.....	117		
Kitchen.....	191		
Kriter 1A.....	229		
Kriter 1B.....	231		
Kriter 1J.....	259		
Kriter 2A.....	232		
Kriter 2B.....	234		
Kriter 2J.....	260		
<b>L</b>			
Larossa.....	53		
Larossa F.....	201		
Linear OR.....	396		
Linear OR AS.....	397		
Linear OR Flat.....	395		
Linear OW.....	391		
Linear OW 45°.....	393		
Linear OW AS.....	392		
Linear OW Flat.....	390		
Linear 1R.....	401		
Linear 1S.....	163		
Linear 1W.....	399		
<b>P</b>			
Point 1AS RD.....	271		
Point 1AS RD.....	419		
Point 1AS SQ.....	271		
Point 1AS SQ.....	419		
Point 1C RD.....	409		
Point 1C SQ.....	413		
Point 1R.....	429		
Point 1R Flat.....	425		
Point 1R OR.....	289/291		
Point 2AS RD.....	272		
Point 2AS RD.....	420		
Point 2AS SQ.....	272		
Point 2AS SQ.....	420		
Point 2C RD.....	410		
Point 2C SQ.....	414		
Point 2R.....	430		
Point 2R Flat.....	426		
Point 2R OR.....	290		
Point 3AS RD.....	273		
Point 3AS RD.....	421		
Point 3AS SQ.....	273		
Point 3AS SQ.....	421		
Point 3C RD.....	411		
Point 3C SQ.....	415		
Point 3R.....	431		
Point 3R Flat.....	427		
Point 3R OR.....	291		
Point Evo 0A.....	223		
Point Evo 1A.....	224		
Point Spot 1 RD.....	435		
Point Spot 1 RD Inox.....	443		
Point Spot 1 SQ.....	438		
Point Spot 2 RD.....	436		
Point Spot 2 RD Inox.....	444		
Point Spot 2 SQ.....	439		
Point Spot 3 RD.....	437		
Point Spot 3 RD Inox.....	445		
Point Spot 3 SQ.....	441		
Pragma F.....	197-199		
Pragma S.....	181-183		
Pragma T.....	193-195		
Princess.....	51		
Profilo OR.....	404		
Profilo OR AS.....	405		
Profilo OR Flat.....	404		
Profilo OW.....	402		
Profilo OW 45°.....	403		
Profilo OW AS.....	403		
Profilo OW Flat.....	402		
<b>Q</b>			
Queen 1S.....	145		
Queen 2S.....	147		
<b>R</b>			
Radius 1R.....	357		
Radius 2R.....	359-361		
Radius Karter 2 Evo.....	381		
<b>S</b>			
Segmento.....	166		
Stelo 0C 30.....	101		
Stelo 0C 60.....	103		
Stelo 0S 30.....	135		
Stelo 0S 60.....	137		
Stelo 1C 30.....	104		
Stelo 1C 60.....	105		
Stelo 1S 30.....	138		
Stelo 1S 60.....	139		
Stelo 2C 30.....	106		
Stelo 2C 60.....	107		
Stelo 2S 30.....	140		
Stelo 2S 60.....	141		
<b>T</b>			
Taxi 2C.....	129-131		
Taxi 2S.....	171		
Taxi F.....	205/207		
Tender W 120.....	65		
Tender W 60.....	63		
Tender W 90.....	64		
Thin Thin A.....	265		
Thin Thin B.....	266		
Thin Thin R.....	267		
Thin Thin S.....	149		
Tussle 1E.....	386		
Tussle 2G.....	387		
<b>Z</b>			
Zero 0.....	23		
Zero 1.....	25		
Zero 1 SR.....	27		
Zero 1 Verti.....	35		
Zero 2 SR.....	29		
Zero 3.....	33		
Zero 3 Compact.....	31		
Zero Amica R.....	277		
Zero Amica R Glass.....	279		
Zero Amica Trimless.....	277		
Zero Blade Frame.....	283		
Zero Blade Glass.....	284		
Zero Blade Trimless.....	285		
Zero Kid.....	37		

# INDICE CODICE PRODOTTI

## PRODUCTS CODE INDEX

01141 .....	185	20363 .....	41	20611 .....	361	20937 .....	329
01210 .....	181	20365 .....	41	20612 .....	359	20950 .....	70
01211 .....	183	20367 .....	41	20613 .....	359	20950 .....	71
01212 .....	195	20401 .....	320	20614 .....	361	20952 .....	70
01213 .....	199	20403 .....	320	20615 .....	361	20953 .....	70
01214 .....	199	20404 .....	320	20801 .....	399	20953 .....	71
01560 .....	191	20409 .....	321	20802 .....	399	21001 .....	87/89
01566 .....	187	20413 .....	321	20803 .....	399	21002 .....	91/93
01762 .....	257	20451 .....	316	20804 .....	401	21003 .....	95
01767 .....	255	20454 .....	317	20805 .....	401	21004 .....	97
02315 .....	193	20464 .....	316	20806 .....	401	21005 .....	87/89
03540 .....	201	20465 .....	317	20810 .....	163	21006 .....	91/93
03545 .....	201	20501 .....	429	20811 .....	163	21007 .....	95
03575 .....	53	20502 .....	429	20812 .....	163	21008 .....	97
03600 .....	197	20503 .....	430	20820 .....	390	21009 .....	85/88
03630 .....	197	20504 .....	430	20821 .....	390	21009 .....	88
04901 .....	319	20505 .....	271	20822 .....	390	21010 .....	90/92
04909 .....	319	20505 .....	419	20823 .....	391	21019 .....	94
04981 .....	321	20506 .....	271	20824 .....	391	21020 .....	96
05380 .....	53	20506 .....	419	20825 .....	391	21021 .....	87
05390 .....	51	20508 .....	431	20826 .....	392	21022 .....	91
05391 .....	51	20509 .....	431	20827 .....	392	21023 .....	95
05392 .....	51	20510 .....	431	20828 .....	392	21024 .....	97
05545 .....	33	20511 .....	431	20829 .....	393	21025 .....	85/88
05556 .....	24	20512 .....	425	20830 .....	393	21025 .....	88
05556 .....	25	20513 .....	426	20831 .....	393	21026 .....	90/92
05557 .....	27	20514 .....	427	20832 .....	395	21027 .....	94
05560 .....	25	20520 .....	289	20833 .....	395	21028 .....	96
05561 .....	27	20521 .....	289	20834 .....	395	21050 .....	73/75
05567 .....	37	20522 .....	290	20835 .....	396	21052 .....	73
05590 .....	64	20523 .....	290	20836 .....	396	21054 .....	72/74
06090 .....	259	20524 .....	291	20837 .....	396	21055 .....	72/74
06100 .....	259	20525 .....	291	20838 .....	397	21056 .....	73/75
06110 .....	259	20526 .....	435	20839 .....	397	21201 .....	145
06130 .....	260	20527 .....	435	20840 .....	397	21301 .....	147
06140 .....	260	20528 .....	436	20843 .....	402	21401 .....	277
06150 .....	260	20529 .....	436	20844 .....	402	21402 .....	277
20101 .....	253	20530 .....	437	20845 .....	403	21406 .....	279
20102 .....	256	20531 .....	437	20846 .....	403	21560 .....	376
20107 .....	254	20532 .....	272	20847 .....	404	21561 .....	376
20108 .....	257	20532 .....	420	20848 .....	404	21562 .....	377
20109 .....	254	20533 .....	273	20849 .....	405	21563 .....	377
20110 .....	253	20533 .....	421	20901 .....	78	21564 .....	378
20111 .....	256	20534 .....	273	20901 .....	80	21565 .....	378
20115 .....	257	20534 .....	421	20902 .....	79	21566 .....	378
20117 .....	253	20535 .....	272	20902 .....	81	21567 .....	378
20118 .....	256	20535 .....	420	20903 .....	82	21568 .....	379
20150 .....	250	20536 .....	444	20904 .....	83	21569 .....	379
20151 .....	250	20537 .....	444	20905 .....	78	21570 .....	380
20152 .....	251	20540 .....	441	20905 .....	80	21571 .....	380
20153 .....	251	20541 .....	441	20906 .....	79	21572 .....	380
20154 .....	250	20542 .....	441	20906 .....	81	21573 .....	380
20155 .....	251	20543 .....	441	20907 .....	82	21574 .....	381
20160 .....	47/249	20544 .....	443	20908 .....	83	21575 .....	381
20161 .....	47/249	20545 .....	443	20916 .....	326	21576 .....	381
20202 .....	37	20546 .....	438	20917 .....	327	21577 .....	381
20296 .....	326	20547 .....	438	20918 .....	328	21601 .....	245
20301 .....	318	20548 .....	439	20919 .....	329	21602 .....	242/243
20303 .....	318	20549 .....	439	20920 .....	326	21603 .....	245
20304 .....	318	20550 .....	445	20927 .....	327	21604 .....	242/243
20309 .....	319	20551 .....	445	20928 .....	328	21607 .....	242/243
20351 .....	313	20555 .....	437	20929 .....	329	21608 .....	242/243
20353 .....	313	20556 .....	437	20931 .....	78	21609 .....	245
20354 .....	313	20601 .....	359	20932 .....	79	21610 .....	245
20355 .....	315	20602 .....	361	20933 .....	82	21650 .....	239/240
20356 .....	317	20605 .....	357	20934 .....	83	21651 .....	239/240
20357 .....	315/316	20606 .....	357	20935 .....	327	21652 .....	241
20358 .....	315	20610 .....	359	20936 .....	328	21653 .....	241

# INDICE CODICE PRODOTTI

## PRODUCTS CODE INDEX

21801 .....	283	23720 .....	149	24805 .....	216	25602 .....	166
21802 .....	285	23902 .....	123	24806 .....	216	25603 .....	167
21806 .....	284	23905 .....	123	24813 .....	211/212	25604 .....	167
22020 .....	23	23908 .....	125	24814 .....	211/212	25901 .....	78
22412 .....	233	23909 .....	125	24815 .....	215	25901 .....	80
22413 .....	233	23920 .....	177	24816 .....	215	25902 .....	79
22414 .....	235	23921 .....	177	24819 .....	217	25902 .....	81
22415 .....	235	23928 .....	179	24822 .....	217	25903 .....	82
22416 .....	232	23929 .....	179	24830 .....	213	25904 .....	83
22417 .....	232	24103 .....	29	24831 .....	213	25905 .....	78
22418 .....	232	24103 .....	29	24832 .....	213	25905 .....	80
22419 .....	232	24106 .....	29	24833 .....	213	25906 .....	79
22424 .....	234	24130 .....	29	24841 .....	218	25906 .....	81
22425 .....	234	24201 .....	372	24842 .....	218	25907 .....	82
22432 .....	234	24202 .....	372	24844 .....	218	25908 .....	83
22433 .....	234	24207 .....	367	24845 .....	218	26201 .....	305
22441 .....	229	24208 .....	367	24847 .....	219	26203 .....	305
22442 .....	229	24211 .....	369	24848 .....	219	26211 .....	307
22444 .....	231	24212 .....	369	25001 .....	344	26213 .....	307
22445 .....	231	24215 .....	368	25002 .....	342	26214 .....	307
22501 .....	33	24216 .....	368	25003 .....	345	26215 .....	309
22502 .....	33	24217 .....	368	25004 .....	343	26217 .....	309
22504 .....	33	24218 .....	368	25005 .....	350	26218 .....	309
22510 .....	31	24220 .....	373	25006 .....	348	26231 .....	308
22511 .....	31	24240 .....	371	25007 .....	351	26233 .....	308
22512 .....	31	24241 .....	371	25008 .....	349	26301 .....	119
22702 .....	129	24242 .....	370	25009 .....	344	26302 .....	117
22703 .....	129	24243 .....	370	25010 .....	342	26401 .....	159
22704 .....	129	24246 .....	365	25011 .....	345	26402 .....	160
22711 .....	129	24246 .....	366	25012 .....	343	26403 .....	161
22722 .....	171	24247 .....	366	25013 .....	350	26501 .....	205/207
22723 .....	171	24248 .....	365	25014 .....	348	26503 .....	206/207
22724 .....	172	24249 .....	365	25015 .....	351	26601 .....	330
22729 .....	172	24301 .....	27	25016 .....	349	26602 .....	332
22802 .....	63	24303 .....	25	25020 .....	344	26603 .....	334
22803 .....	64	24304 .....	27	25021 .....	345	26604 .....	336
22804 .....	65	24305 .....	24	25022 .....	342	26605 .....	330
22807 .....	63	24306 .....	25	25023 .....	343	26606 .....	332
22809 .....	65	24308 .....	27	25025 .....	350	26607 .....	334
22902 .....	386	24401 .....	295	25026 .....	351	26608 .....	336
23002 .....	387	24402 .....	295	25027 .....	348	26611 .....	331
23005 .....	387	24403 .....	297	25028 .....	349	26612 .....	333
23101 .....	101	24404 .....	297	25050 .....	347	26613 .....	335
23102 .....	101	24408 .....	301	25051 .....	347	26614 .....	337
23103 .....	103	24409 .....	299	25052 .....	246	26615 .....	331
23104 .....	103	24410 .....	301	25053 .....	246	26616 .....	333
23110 .....	104	24411 .....	299	25054 .....	353	26617 .....	335
23111 .....	104	24412 .....	301	25055 .....	353	26618 .....	337
23112 .....	105	24413 .....	299	25056 .....	352	26621 .....	331
23113 .....	105	24414 .....	301	25057 .....	352	26622 .....	333
23120 .....	106	24415 .....	299	25058 .....	347	26623 .....	335
23121 .....	106	24420 .....	295	25059 .....	246	26624 .....	337
23122 .....	107	24421 .....	295	25060 .....	353	26701 .....	111
23123 .....	107	24422 .....	297	25061 .....	352	26705 .....	112
23140 .....	135	24423 .....	297	25104 .....	411	26710 .....	113
23141 .....	135	24440 .....	298	25106 .....	410	26715 .....	153
23142 .....	137	24441 .....	298	25108 .....	409	26720 .....	154
23150 .....	138	24442 .....	300	25112 .....	415	26725 .....	155
23151 .....	138	24443 .....	300	25114 .....	414	26801 .....	223
23152 .....	139	24444 .....	298	25116 .....	413	26802 .....	223
23153 .....	139	24445 .....	298	25140 .....	69	26810 .....	224
23160 .....	140	24446 .....	300	25150 .....	77	26811 .....	224
23161 .....	140	24447 .....	300	25152 .....	325	26815 .....	225
23162 .....	141	24501 .....	35	25201 .....	57	26816 .....	225
23163 .....	141	24503 .....	35	25202 .....	58		
23701 .....	265	24647 .....	365	25203 .....	59		
23702 .....	266	24801 .....	211	25301 .....	45		
23705 .....	267	24802 .....	211	25601 .....	166		

# PROFILO AZIENDALE

COMPANY PROFILE



## Storia

Nel 1966 nasce "LUCI illuminazione d'interni" che si afferma in breve tempo come una delle Aziende produttrici più originali e innovative nel prodotto di design moderno. La notorietà di LUCI si eleva a livello internazionale con la creazione nel 1983 della lampada da tavolo Kandido creata in collaborazione con Ferdinand Alexander Porsche. La lista dei designers prestigiosi che hanno collaborato con LUCI nella continua ricerca di proposte innovative include: Gianfranco Frattini con Abele, Adonis, Caltha, Ignazio; Toshiyuki Kita con Tomo, Rodolfo Bonetto con Rio, Flu, Todo; Giugiaro Design con Poe e Lucifaro. Nel 1989 LUCI cambia la ragione sociale in LUCITALIA per sottolineare l'eccellenza dei suoi prodotti Made in Italy. Nel corso degli anni LUCITALIA si evolve mantenendo la sua forte identità di Azienda produttrice di prodotti di design modernodecorativo, che si distinguono per l'alta qualità, per funzionalità e rispetto delle normative di sicurezza. La collezione Lucitalia si compone di lampade e sistemi d'illuminazione che danno prestigio ad ogni ambiente, (spazi residenziali e ambienti di lavoro operativi-direzionali, negozi e vetrine, gallerie d'arte, etc.) Negli anni '90 alla collezione si aggiungono altre serie di lampade, come Accademia, Menhir, Olla, Stresa, nonché i sistemi Kri/ Kriter, Karma e Krisma disegnati da Asahara Sigeaki, e le serie Pragma e Zero ideate da Francesco Brivio. Recentemente la collezione, divenuta LUCITALIA MILANO nel 2007, è stata ulteriormente implementata con altri apparecchi d'illuminazione, grazie al contributo di famosi designers quali: Carlo Fassina e Giancarlo Forcolini con Larossa, Serge & Robert Cornelissen con Mono e Queen, Gabi Peretto con Ketamina, Diamond e Montenapoleone; prodotti divenuti ormai popolari e di successo in tutto il mondo.

## History

"LUCI illuminazione d'interni (indoor lighting)" was founded in 1966 and quickly became one of the most original and innovative manufacturers of modern design products. LUCI's notoriety raised to an International level with the creation of the Kandido table lamp in 1983 designed in collaboration with Ferdinand Alexander Porsche. The list of prestigious designers who have collaborated with LUCI in its continual search for innovative designs include: Gianfranco Frattini with Abele, Adonis, Caltha, Ignazio; Toshiyuki Kita with Tomo, Giugiaro Design with Poe and Lucifaro, Rodolfo Bonetto with Rio, Flu and Todo. In 1989 LUCI changed into LUCITALIA in order to remark the excellence of Made in Italy products. Over the years LUCITALIA evolved never losing its strong identity as a producer of high quality decorative modern design products which are functional and respect safety norms. The LUCITALIA product range includes lighting fixtures and systems which lend prestige to any space (residential, executive office spaces, retail shops and windows, art galleries, etc.). More recent additions to the collection have been designed in the 90s such as the Accademia, Olla, Menhir, Stresa, Kri/Kriter systems, Karma and Krisma, designed by Asahara Sigeaki, and the Pragma, Zero series created by Francesco Brivio. During the last few years LUCITALIA' collection has been developed with names such as Carlo Forcolini & Giancarlo Fassina with Larossa, Ikaru Mori with Adam, Fabio Princivalle with KM, Serge & Robert Cornelissen with Mono, Queen, Gabi Peretto with Ketamina, Diamond, Montenapoleone which created popular and successful items rounding out the LUCITALIA collection.

## Missione

LUCITALIA MILANO produce apparecchi di illuminazione di Design e Professionali per interni, caratterizzati da un design innovativo e dall'alto contenuto tecnologico che intercetti i trend stilistici e soddisfi le esigenze progettuali.

## Visione

LUCITALIA MILANO contribuisce a migliorare la qualità della vita delle persone e la valorizzazione degli ambienti attraverso l'ideazione di apparecchi di illuminazione ad alto comfort visivo.

## Qualità

Elevato standard qualitativo, design innovativo e brevi tempi di consegna sono la nostra spina dorsale. Il team Lucitalia Milano è dinamico, flessibile e professionale, fortemente orientato alla soddisfazione e alla fidelizzazione del cliente. La progettazione, l'ingegnerizzazione, i test, la produzione sono rivolti ad un pubblico raffinato che vuole distinguersi, ma anche a chiunque voglia cercare qualcosa di più in un prodotto illuminotecnico di design. La nostra sfida è credere nella qualità e nella passione in ogni prodotto che realizziamo, per poter fornire con la migliore luce possibile benessere all'uomo.

## Consulenza illuminotecnica

Lucitalia Milano offre il proprio supporto e consulenza nell'individuazione dei prodotti più adatti per ogni tipologia di contesto. Vengono realizzati studi illuminotecnici impiegando software di ultima generazione, in grado di simulare gli ambienti e fornendo informazioni precise sulla distribuzione e quantità di luce presente. La consulenza illuminotecnica è quindi una sintesi fra creatività, esperienza e concretezza. I calcoli forniscono informazioni precise per capire meglio il comfort visivo, per fornire sicurezza ed evitare inutili sprechi. I rendering comunicano emozione ed aiutano a simulare ed a far capire quanto il progetto si avvicini al risultato finale che desidera la committenza.

## Laboratorio fotometrico

Il laboratorio fotometrico di Lucitalia Milano è dotato di goniometro capace di soddisfare i più esigenti standard internazionali in ambito di misurazioni fotometriche ed è perfettamente conforme alla normativa UNI EN 13032-1. L'apparecchio è dotato di una nuova funzione colorimetrica angolare che gli consente di diventare un vero e proprio goniocolorimetro che consente la misurazione delle coordinate cromatiche e della temperatura di colore in gradi Kelvin. La sorgente luminosa è fissa e può essere montata in qualsiasi posizione di funzionamento, come previsto dalla normativa IESNA LM-79-08. Il sistema di rilevazione è comprensivo di 19 sonde ad acquisizione simultanea e la misurazione, della ripartizione dell'intensità luminosa, è generalmente effettuata mediante un movimento continuo in zone sferiche (parallele all'equatore) o in segmenti sferici (da polo a polo) che consente la misurazione del flusso emesso dagli apparecchi e anche di individuare la distribuzione fotometrica di emissione. Il goniometro è provvisto di doppia misurazione: per i LED e per le altre sorgenti. In aggiunta, per una migliore rilevazione dei dati il goniometro è stato installato in una camera oscura rivestita di materiale foto anecoico, dotata di un sistema di climatizzazione che permette di tenere costante la temperatura.

## Mission

*LUCITALIA MILANO manufactures high quality Design and Professional interior lighting fixtures characterized by innovative design, technology and materials which are at the cutting edge of style trends and meet project requirements.*

## Vision

*LUCITALIA MILANO improves the quality of people's lives and the spaces in which they live by conceiving and designing high comfort lighting fixtures.*

## Quality

*Elevated standards of quality, innovative design and quick turnaround and delivery time are our most basic principles. The team at Lucitalia Milano is dynamic, flexible, professional and always focused on our customers. Our design, engineering, testing and production are oriented towards a savvy clientele who are looking for products which distinguish, and anyone looking for a design lighting product which has that something extra. Our driving focus is always quality and passion for design in every product we realize, in order to deliver the very best light possible for the good of all of us.*

## Lighting Consulting

*Lucitalia Milano offers support and consultation in the layout and specification of products best adapted for the application. Personalized lighting layouts are realized using the latest software which is able to provide renderings and furnish precise light level and distribution values. Our lighting design projects are a synthesis of creativity, experience and knowledge. Lighting calculations provide precise information to ensure visual comfort and avoid wasting energy uselessly. The renderings communicate the emotion created and provide means to see beforehand how close the lighting specified comes to the original desired result.*


## Photometric laboratory

*The Lucitalia Milano laboratory is equipped with a goniophotometer device that is able to meet the highest international standards request for a photometric measurements and it is also fully compliant to the UNI EN 13032-1. The goniophotometer comes with a new feature that consents it to become a real goniocolorimetric which allows the measurement of chromaticity coordinates and colour temperature (Kelvin's degrees). The light source, when fixed, can be mounted in any position, as required by the IESNA LM-79-08. The detection system includes 19 probes for simultaneous acquisition and measurement of luminous intensity distribution which is generally carried out by a continuous motion in spherical zones (parallel to the equator) or spherical segments (from pole to pole) that enables measurement of the flux emitted to identify the distribution of light emission. The goniophotometer is equipped for a dual measurements: for LEDs and other lighting sources. Additionally, to obtain a more accurate measurements the device has been installed in a darkened room lined by a photo anechoic material and also, equipped with an air conditioning system that allows to keep the temperature constant.*


# DESIGNERS



Antonio Maertiniello



Asahara Sigeaki



Ferdinand Alexander Porsche



Francesco Brivio



Gabi Peretto



Giancarlo Fassina



Carlo Forcolini



Hikaru Mori



Serge & Robert Cornelissen



Gianfranco Frattini



Giorgetto Giugiaro




Toshiyuki Kita




Rodolfo Bonetto

# FINITURE


## FINISHES



**.01** Bianco  
*White*



**.19** Grigio  
*Silver Grey*




**.22** Nero  
*Black Matt*




**.45** Ruggine  
*Rust*



**.56** Oro spazzolato  
*Brushed gold*



**.39** Nickel  
*Nikel matt*




**.40** Acciaio  
*Stainless steel*




**.51** Effetto fibra di carbonio  
*Carbon fiber effect*



**.30** Effetto rovere sbiancato  
*Whitened Oak effect*




**.32** Effetto noce  
*Walnut effect*



**.33** Effetto wengè  
*Wenghè effect*



**.43** Effetto cemento  
*Concrete effect*



**.25** Bianco oro  
*White gold*



**.27** Nero oro  
*Black gold*



**.71** Bianco rosso  
*White red*



**.72** Nero rosso  
*Black red*



**.63** Bianco cromo  
*White chrome*



**.50** Cromo lucitado  
*Polished chrome*



**.69** Rosso  
*Red*

# MARKETING TOOLS



## CATALOGO GENERALE

### GENERAL CATALOGUE

Vi presentiamo il Catalogo "architettuale" che grazie alla completezza della sua gamma prodotti vi aiuterà nella realizzazione del vostro "progetto architettuale".

*The new catalogue of "architectural lighting" and thanks to the completeness of its product range will help you in the realization of your "architectural project".*



**00002017**

Catalogo generale  
General catalogue

## FACEBOOK / LINKEDIN

Seguici sui social network

*Following us on Facebook and LinkedIn.*

## NEWSLETTER

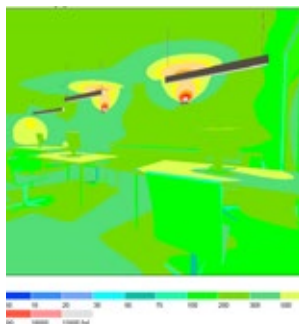

Grazie all'iscrizione alla newsletter Voi e i Vostri clienti sarete sempre informati sulle ultime novità aziendali.

*An Important tool to keep informed on the latest company news.*

## SOFTWARE WEBGATE

Un avanzato CRM consente non solo la possibilità di monitorare e proteggere i progetti ma anche di ricevere tutte le ultime novità della Ghidini Lighting in anticipo rispetto al mercato.

*Available for partners and clients an advanced CRM that allows to monitor and protect your projects and also to keep updated on the latest news.*



## DIALUX

### DIALUX

La nostra linea di prodotti è supportata specifici software per il disegno illuminotecnico.

*Our product line is supported by lighting design/specification lighting software tools.*

## SEMINARI ILLUMINOTECNICI

### LIGHTING SEMINARS

I nostri progettisti sono a Vostra completa disposizione per ogni delucidazione su eventuali problematiche illuminotecniche, e sempre disponibili per training da tenersi in azienda o presso i clienti.

*Our designers are always at your disposal for any clarification on any lighting issue. Furthermore, our lighting designers are always available for training that can be held in the Ghidini's headquarter or at customer's .*

## SEMINARI PRODOTTO

### PRODUCT'S SEMINARS

Il nostro team è costantemente impegnato nella formazione dei nostri collaboratori, è sempre a disposizione per i seminari sui prodotti e sulle ultime novità aziendali presso i clienti.

*Ghidini team is constantly committed to the training of partners and customers, and always available for seminars on products and company news.*





# MARKETING TOOLS

## BORSA CAMPIONI SAMPLES CASE

La borsa completa di tutti i prodotti novità è disponibile in due formati.

*The Sample's case is available in two sizes and formats.*



**0130EXPO** Vuota *empty*  
**0131EXPO** C/campioni *W/samples*  
Borsa campioni  
*Sample case*



**0129EXPO** Vuota *empty*  
Borsa campioni  
*Sample case*

## GADGETS

Disponibili per collaboratori e partners Gadgets quali: Blocknotes, USB , penne, matite etc...

*Available for partners Gadgets such as: Block Note, USB, pens, pencils etc ...*



**COLLANA COLORI 4**  
Targhetta colori  
*Colour plates*



**10200**  
Shopping bag



**10230**  
Penna USB  
*USB stick*



**10220**  
Altri Gadget su richiesta  
*Other Gadgets upon request*

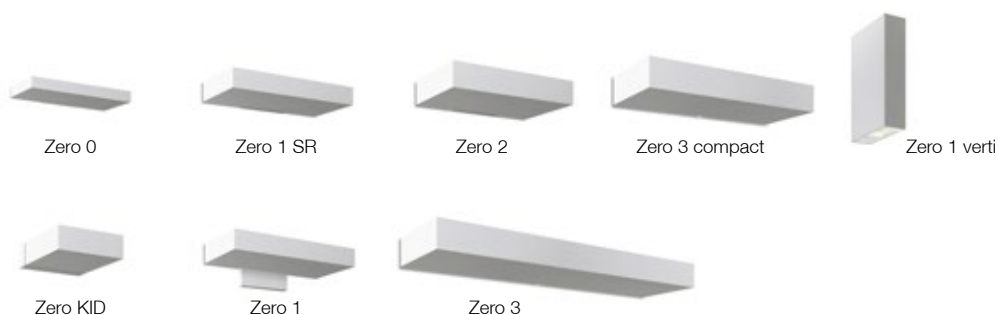
# ZERO

design Francesco Brivio






Lampada da parete a luce indiretta dalla forma geometrica e minimale. Grazie alla sua eleganza essenziale trova la sua perfetta collocazione in ambiti sia commerciali che residenziali, impreziosendo i diversi ambienti grazie alle finiture metalliche e materiche. L'ottica asimmetrica racchiusa all'interno del corpo illuminante rende l'apparecchio particolarmente indicato per l'enfatizzazione di elementi architettonici quali volte o archi e la staffa da cui è sorretta consente l'orientabilità del prodotto di 180° su entrambi i lati.

*Wall lamp with an indirect light emission and a simple and geometric shape. Suitable for lighting commercial and residential spaces. Thanks to its essential elegance, it is perfectly positioned in both commercial and residential spaces, enriching the different environments thanks to metallic and material finishes. Available with asymmetrical optics and also, it is fully adjustable (180°) on both sides.*








# ZERO



# ZERO



# ZERO 0





**3000K**

**4000K**

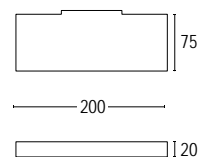
**20220.--.31.T**

**20220.--.41.T TRAILING EDGE**

**15W LED 1500 lm CRI > 85**

120° ^

220÷240V 50/60 Hz



Colore standard 1 settimana  
Standard color 1 week

○ **.01** Bianco  
White (matt)

Colore su richiesta 2 settimane  
Upon request color 2 weeks

● **.19** Grigio argento  
Silver grey (matt)

● **.22** Nero  
Black (matt)

● **.45** Ruggine  
Rust

Colore speciale su richiesta 4/6 settimane  
Upon request color 4/6 weeks

● **.39** Effetto nickel  
Nickel effect

● **.56** Effetto oro spazzolato  
Brushed gold effect

● **.51** Effetto fibra di carbonio  
Carbon fiber effect

● **.30** Effetto rovere sbiancato  
Whitened oak effect

● **.32** Effetto noce  
Walnut effect

● **.33** Effetto wengè  
Wengè effect

● **.43** Effetto cemento  
Concrete effect

# ZERO 1



**3000K**

**4000K**

**24305.---.31**

**24305.---.41**

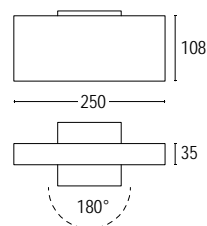
**17W LED 2600 lm CRI > 85** ( ≥ 95 upon request )

120° ^

220÷240V 50/60 Hz

alimentatore elettronico incluso

*electronic driver included*



**05556.---.31.A 1-10V**

**05556.---.41.A 1-10V**


**26W LED 3600 lm CRI > 85** ( ≥ 95 upon request )

120° ^

220÷240V 50/60 Hz

alimentatore elettronico incluso

*electronic driver included*







## 3000K

## 4000K

**24306.--.31.P PUSH**

**24306.--.41.P PUSH**

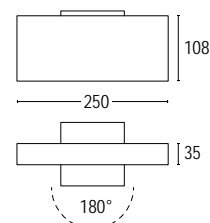
**26W LED 3600 lm CRI > 85** ( ≥ 95 upon request )

120° ^

220÷240V 50/60 Hz

alimentatore elettronico incluso

*electronic driver included*



**24303.--.31.D DALI**

**24303.--.41.D DALI**

**26W LED 3600 lm CRI > 85** ( ≥ 95 upon request )

120° ^

220÷240V 50/60 Hz

alimentatore elettronico remoto SELV incluso

*remote SELV electronic driver included*

**05560.--**

**300W HAL QT-DE R7S**

120° ^

220÷240V 50/60 Hz

## North America

**05556.--.35.A 1-10V**

**05556.--.45.A 0-10V**

**26W LED 3600 lm CRI > 85** ( ≥ 95 upon request )

120° ^

120V 60 Hz

alimentatore elettronico incluso

*electronic driver included*

Colore standard 1 settimana  
*Standard color 1 week*

○ **.01** Bianco  
*White (matt)*

Colore su richiesta 2 settimane  
*Upon request color 2 weeks*

● **.19** Grigio argento  
*Silver grey (matt)*

● **.22** Nero  
*Black (matt)*

● **.45** Ruggine  
*Rust*

Colore speciale su richiesta 4/6 settimane  
*Upon request color 4/6 weeks*

● **.39** Effetto nickel  
*Nickel effect*

● **.56** Effetto oro spazzolato  
*Brushed gold effect*

● **.51** Effetto fibra di carbonio  
*Carbon fiber effect*

● **.30** Effetto rovere sbiancato  
*Whitened oak effect*

● **.32** Effetto noce  
*Walnut effect*

● **.33** Effetto wengè  
*Wengè effect*

● **.43** Effetto cemento  
*Concrete effect*

# ZERO 1 SR



Colore standard 1 settimana  
Standard color 1 week

○ **.01** Bianco  
White (matt)

Colore su richiesta 2 settimane  
Upon request color 2 weeks

● **.19** Grigio argento  
Silver grey (matt)

● **.22** Nero  
Black (matt)

● **.45** Ruggine  
Rust

Colore speciale su richiesta 4/6 settimane  
Upon request color 4/6 weeks

● **.39** Effetto nickel  
Nickel effect

● **.56** Effetto oro spazzolato  
Brushed gold effect

● **.51** Effetto fibra di carbonio  
Carbon fiber effect

● **.30** Effetto rovere sbiancato  
Whitened oak effect

● **.32** Effetto noce  
Walnut effect

● **.33** Effetto wengè  
Wengè effect

● **.43** Effetto cemento  
Concrete effect



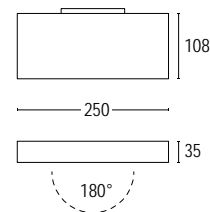
**3000K**

**4000K**

**24301.--.31**

**24301.--.41**

**17W LED 2600 lm CRI > 85** ( ≥ 95 upon request )  
 120° ^  
 220÷240V 50/60 Hz  
 alimentatore elettronico incluso  
*electronic driver included*



**05557.--.31.A 1-10V**

**05557.--.41.A 1-10V**

**26W LED 3600 lm CRI > 85** ( ≥ 95 upon request )  
 120° ^  
 220÷240V 50/60 Hz  
 alimentatore elettronico incluso  
*electronic driver included*

**24304.--.31.P PUSH**

**24304.--.41.P PUSH**

**26W LED 3600 lm CRI > 85** ( ≥ 95 upon request )  
 120° ^  
 220÷240V 50/60 Hz  
 alimentatore elettronico incluso  
*electronic driver included*

**24308.--.31.D DALI**

**24308.--.41.D DALI**

**26W LED 3600 lm CRI > 85** ( ≥ 95 upon request )  
 120° ^  
 220÷240V 50/60 Hz  
 alimentatore elettronico remoto SELV incluso  
*remote SELV electronic driver included*

**05561.--**

**300W HAL QT-DE R7S**

120° ^  
 220÷240V 50/60 Hz

# ZERO 2 SR





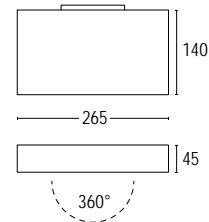
### 3000K

### 4000K

**24103.--.31**  
**24103.--.31.D DALI**

**24103.--.41**  
**24103.--.41.D DALI**

**26W LED 3600 lm CRI > 85** ( ≥ 95 upon request )  
120° ^  
220÷240V 50/60 Hz  
alimentatore elettronico incluso  
*electronic driver included*



**24106.--.31.AP**

**24106.--.41.AP** 1-10V / PUSH

**32W LED 4500 lm CRI > 85** ( ≥ 95 upon request )  
120° ^  
220÷240V 50/60 Hz  
alimentatore elettronico incluso  
*electronic driver included*

**24130.--.31.AP**

**24130.--.41.AP** 1-10V / PUSH

**2 x 9W LED 2 x 1400 lm CRI > 85** ( ≥ 95 upon request )  
2x120° ^  
220÷240V 50/60 Hz  
alimentatore elettronico incluso  
*electronic driver included*

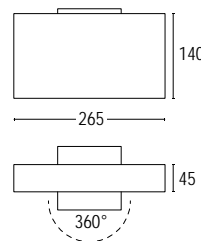


### North America

**24106.--.35.A** 0-10V

**24106.--.45.A** 0-10V

**32W LED 4500 lm CRI > 85** ( ≥ 95 upon request )  
120° ^  
120V 60 Hz  
alimentatore elettronico incluso  
*electronic driver included*



Colore standard 1 settimana  
*Standard color 1 week*

○ **.01** Bianco  
*White (matt)*

Colore su richiesta 2 settimane  
*Upon request color 2 weeks*

● **.19** Grigio argento  
*Silver grey (matt)*  
● **.22** Nero  
*Black (matt)*  
● **.45** Ruggine  
*Rust*

Colore speciale su richiesta 4/6 settimane  
*Upon request color 4/6 weeks*

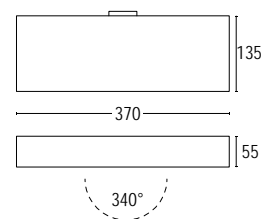
● **.39** Effetto nickel  
*Nickel effect*  
● **.56** Effetto oro spazzolato  
*Brushed gold effect*  
● **.51** Effetto fibra di carbonio  
*Carbon fiber effect*  
● **.30** Effetto rovere sbiancato  
*Whitened oak effect*  
● **.32** Effetto noce  
*Walnut effect*  
● **.33** Effetto wengè  
*Wengè effect*  
● **.43** Effetto cemento  
*Concrete effect*

# ZERO 3 COMPACT



# ZERO 3 COMPACT

IP40 - Classe I - CE / F



## 3000K

## 4000K

<b>22511.--.31</b>	<b>22511.--.41</b>
<b>22511.--.31.AP</b>	<b>22511.--.41.AP</b> 1-10V / PUSH
<b>22511.--.31.D</b>	<b>22511.--.41.D</b> DALI

**38W LED 5200 lm CRI > 85** ( ≥ 95 upon request )  
 120° ^  
 220÷240V 50/60 Hz  
 alimentatore elettronico incluso  
*electronic driver included*

<b>22510.--.31</b>	<b>22510.--.41</b>
<b>22510.--.31.AP</b>	<b>22510.--.41.AP</b> 1-10V / PUSH
<b>22510.--.31.D</b>	<b>22510.--.41.D</b> DALI

**50W LED 6500 lm CRI > 85** ( ≥ 95 upon request )  
 120° ^  
 220÷240V 50/60 Hz  
 alimentatore elettronico incluso  
*electronic driver included*

<b>22512.--.31.AP</b>	<b>22512.--.41.AP</b> 1-10V / PUSH
-----------------------	------------------------------------

**2 x 13W LED 2 x 1600 lm CRI > 85** ( ≥ 95 upon request )  
 2x120° ^  
 220÷240V 50/60 Hz  
 alimentatore elettronico incluso  
*electronic driver included*



Colore standard 1 settimana  
*Standard color 1 week*

○ **.01** Bianco  
*White (matt)*

Colore su richiesta 2 settimane  
*Upon request color 2 weeks*

● **.19** Grigio argento  
*Silver grey (matt)*  
 ● **.22** Nero  
*Black (matt)*  
 ● **.45** Ruggine  
*Rust*

Colore speciale su richiesta 4/6 settimane  
*Upon request color 4/6 weeks*

● **.51** Effetto fibra di carbonio  
*Carbon fiber effect*  
 ● **.43** Effetto cemento  
*Concrete effect*  
 ● **.30** Effetto rovere sbiancato  
*Whitened oak effect*  
 ● **.32** Effetto noce  
*Walnut effect*  
 ● **.33** Effetto wengè  
*Wengè effect*

# ZERO 3



Colore standard 1 settimana  
*Standard color 1 week*

○ **.01** Bianco  
*White (matt)*

Colore su richiesta 2 settimane  
*Upon request color 2 weeks*

● **.19** Grigio argento  
*Silver grey (matt)*

● **.22** Nero  
*Black (matt)*

● **.45** Ruggine  
*Rust*

Colore speciale su richiesta 4/6 settimane  
*Upon request color 4/6 weeks*

● **.51** Effetto fibra di carbonio  
*Carbon fiber effect*

● **.43** Effetto cemento  
*Concrete effect*

● **.30** Effetto rovere sbiancato  
*Whitened oak effect*

● **.32** Effetto noce  
*Walnut effect*

● **.33** Effetto wengè  
*Wengè effect*





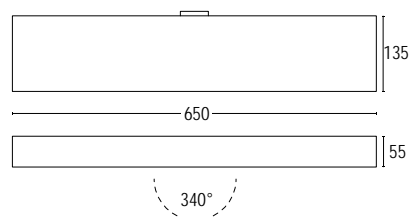
## 3000K

## 4000K

**22502.--.31**  
**22502.--.31.A** 1-10V  
**22502.--.31.D** DALI

**22502.--.41**  
**22502.--.41.A** 1-10V  
**22502.--.41.D** DALI

**64W LED 9200 lm CRI > 85** (≥ 95 upon request)  
 120° ^  
 220÷240V 50/60 Hz  
 alimentatore elettronico incluso  
*electronic driver included*



## 22504.--.31.AP

## 22504.--.41.AP

 1-10V / PUSH

**2 x 18W LED 2 x 2700 lm CRI > 85** (≥ 95 upon request)  
 2x120° ^  
 220÷240V 50/60 Hz  
 alimentatore elettronico incluso  
*electronic driver included*



## 05545.--

### 80W T5 2G11

120° ^  
 220÷240V 50/60 Hz  
 alimentatore elettronico incluso  
*electronic ballast included*

## 22501.--

### 80W T5 2G11

120° ^  
 220÷240V 50/60 Hz  
 alimentatore elettronico incluso  
*electronic ballast included*



## North America

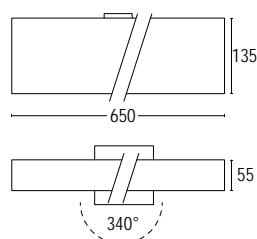
## 22502.--.35.A

 0-10V

## 22502.--.45.A

 0-10V

**64W LED 9200 lm CRI > 85** (≥ 95 upon request)  
 120° ^  
 120V 60 Hz  
 alimentatore elettronico incluso  
*electronic driver included*



# ZERO 1 VERTI



Colore standard 1 settimana  
Standard color 1 week

○ **.01** Bianco  
White (matt)

Colore su richiesta 2 settimane  
Upon request color 2 weeks

● **.19** Grigio argento  
Silver grey (matt)

● **.22** Nero  
Black (matt)

● **.45** Ruggine  
Rust

Colore speciale su richiesta 4/6 settimane  
Upon request color 4/6 weeks

● **.39** Effetto nickel  
Nickel effect

● **.56** Effetto oro spazzolato  
Brushed gold effect

● **.51** Effetto fibra di carbonio  
Carbon fiber effect

● **.30** Effetto rovere sbiancato  
Whitened oak effect

● **.32** Effetto noce  
Walnut effect

● **.33** Effetto wengè  
Wengè effect

● **.43** Effetto cemento  
Concrete effect

# ZERO 1 VERTI

IP40 - Classe I - CE / F



**3000K**

**4000K**

**24501.--.31.A** 1-10V  
**24501.--.31.D** DALI

**24501.--.41.A** 1-10V  
**24501.--.41.D** DALI

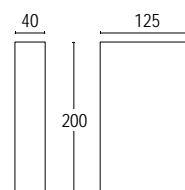
**12W LED 1800 lm CRI > 85**

120° ^

220÷240V 50/60 Hz

alimentatore elettronico incluso

*electronic driver included*



**24503.--.31.A** 1-10V  
**24503.--.31.D** DALI

**24503.--.41.A** 1-10V  
**24503.--.41.D** DALI

**2 x 8W LED 2 x 1300 lm CRI > 85**

120° ^

220÷240V 50/60 Hz

alimentatore elettronico incluso

*electronic driver included*

**North America**

**24501.--.35**

**24501.--.45**

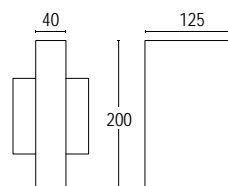
**12W LED 1800 lm CRI > 85**

120° ^

120V 60 Hz

alimentatore elettronico incluso

*electronic driver included*



**North America**

**24503.--.35**

**24503.--.45**

**2 x 8W LED 2 x 1300 lm CRI > 85**

120° ^

120V 60 Hz

alimentatore elettronico incluso

*electronic driver included*

# ZERO KID





**3000K**

**4000K**

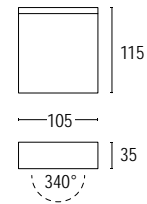
**20202.--.31.T**

**20202.--.41. T TRAILING EDGE**

**12W LED 1130 lm CRI > 85**

120° ^

220÷240V 50/60 Hz



**05567.--**

**HAL G9**

120° ^

220÷240V 50/60 Hz

Colore standard 1 settimana  
Standard color 1 week

○ **.01** Bianco  
White (matt)

Colore su richiesta 2 settimane  
Upon request color 2 weeks

● **.19** Grigio argento  
Silver grey (matt)  
● **.22** Nero  
Black (matt)  
● **.45** Ruggine  
Rust

Colore speciale su richiesta 4/6 settimane  
Upon request color 4/6 weeks

● **.39** Effetto nickel  
Nickel effect  
● **.56** Effetto oro spazzolato  
Brushed gold effect  
● **.51** Effetto fibra di carbonio  
Carbon fiber effect  
● **.30** Effetto rovere sbiancato  
Whitened oak effect  
● **.32** Effetto noce  
Walnut effect  
● **.33** Effetto wengè  
Wengè effect  
● **.43** Effetto cemento  
Concrete effect

# ADAM W

design Hikaru Mori




Lampada da parete mono o bi-emissione dalla forma semplice e geometrica. L'apparecchio trova la sua collocazione ideale negli spazi residenziali e commerciali. La luce emessa da questo apparecchio diretta ed indiretta, morbida e diffusa, grazie al diffusore opalino garantisce l'assenza di abbagliamento.

*Simple geometric shaped fixture available with single or double emission. Suitable for residential and commercial spaces. Glare free light distribution is soft and diffused.*



# ADAM 1W







**3000K**

**4000K**

**20367---31.T**

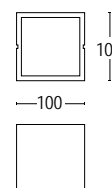
**20367---41.T TRAILING EDGE**



**9W LED 780 lm CRI > 85**

120° ^

220÷240V 50/60 Hz



**20363---31.T**

**20363---41.T TRAILING EDGE**



**13W LED 1190 lm CRI > 85**

120° ^

220÷240V 50/60 Hz

**20365---31.T**

**20365---41.T TRAILING EDGE**



**18W LED 2 x 780 lm CRI > 85**

120° ^

220÷240V 50/60 Hz

Colore standard 1 settimana  
Standard color 1 week

○ **.01** Bianco  
White (matt)

Colore su richiesta 2 settimane  
Upon request color 2 weeks

● **.19** Grigio argento  
Silver grey (matt)

● **.22** Nero  
Black (matt)

● **.45** Ruggine  
Rust

Colore speciale su richiesta 4/6 settimane  
Upon request color 4/6 weeks

● **.30** Effetto rovere sbiancato  
Whitened oak effect

● **.32** Effetto noce  
Walnut effect

● **.33** Effetto wengè  
Wengè effect

● **.43** Effetto cemento  
Concrete effect

● **.51** Effetto fibra di carbonio  
Carbon fiber effect

# CUFFLINK

design Serge & Robert Cornelissen









Lampada da parete dalla forma semplice e minimalista dalla doppia emissione luminosa morbida e diffusa. Trova la sua applicazione ideale nell'illuminazione di piccoli spazi residenziali.

*Indirect emission wall lamp with simple and geometric shape. The light distribution is soft and diffused and is particularly suitable for lighting small residential areas.*



# CUFFLINK





**3000K**

**4000K**

**25301.---.31**

**25301.---.41**



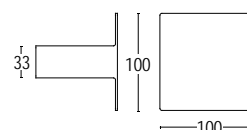
**10W LED 2 x 410 lm CRI > 85**

120° ^

220÷240V 50/60 Hz

alimentatore elettronico incluso

*electronic driver included*



## North America

**25301.---.35**

**25301.---.45**



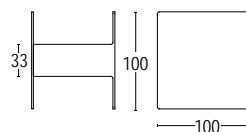
**10W LED 2 x 410 lm CRI > 85**

120° ^

120V 60 Hz

alimentatore elettronico incluso

*electronic driver included*



Colore standard 1 settimana  
*Standard color 1 week*

○ **.01** Bianco  
*White (matt)*

Colore su richiesta 2 settimane  
*Upon request color 2 weeks*

● **.19** Grigio argento  
*Silver grey (matt)*

● **.22** Nero  
*Black (matt)*

● **.45** Ruggine  
*Rust*

Colore speciale su richiesta 4/6 settimane  
*Upon request color 4/6 weeks*

● **.30** Effetto rovere sbiancato  
*Whitened oak effect*

● **.32** Effetto noce  
*Walnut effect*

● **.33** Effetto wengè  
*Wengè effect*

● **.43** Effetto cemento  
*Concrete effect*

● **.51** Effetto fibra di carbonio  
*Carbon fiber effect*

# DIAMOND W

design Gabi Peretto



Proiettore dall'elegante design per l'illuminazione professionale di spazi commerciali, residenziali, uffici e musei. Disponibile con base per installazione a parete o con adattatore a binario. Come le facce irregolari di un diamante, l'apparecchio si scompone, diventando completamente orientabile sugli assi verticale ed orizzontale per consentire la massima flessibilità di puntamento. Oltre ad un ottica concentrante e diffusa è disponibile un'ottica studiata per le peculiarità dei musei. La vasta gamma di colori lo rendono inoltre versatile in diversi contesti.

*Professional with the light design suitable for use in commercial, residential, office and museum applications. Like the irregular faces of a diamond, the unit breaks down, becoming fully adjustable on vertical and horizontal axes to given maximum flexibility. Available for track and wall installation. In addition to a concentrated and widespread optics, it is available an optic designed for the peculiarities of museums. A wide range of colours available make it versatile for different contexts.*

# DIAMOND W

IP40 - Classe I - CE / F



**3000K**

**4000K**

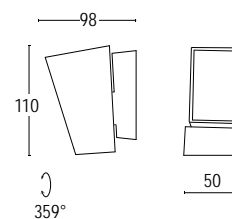
**20160.---31.T**

**20160.---41.T TRAILING EDGE**

**13W LED 1750 lm CRI > 85**

30° ^

220÷240V 50/60 Hz



**20161.---31.T**

**20161.---41.T TRAILING EDGE**

**13W LED 1750 lm CRI > 85**

55° ^

220÷240V 50/60 Hz

Colore standard 1 settimana  
Standard color 1 week

○ **.01** Bianco  
White (matt)

Colore su richiesta 2 settimane  
Upon request color 2 weeks


● **.19** Grigio argento  
Silver grey (matt)

● **.22** Nero  
Black (matt)

● **.45** Ruggine  
Rust

# PRINCESS

design Francesco Brivio




Lampada a parete bi-emissione dalla forma semplice e sinuosa, come un'onda irrompe sulla parete spezzandone la monotonia con la sua luce diretta-indiretta, morbida e diffusa, garantendo l'assenza di abbagliamento. Adatta per l'illuminazione di spazi residenziali e commerciali.

*Simple and geometric shaped double emission fixture breaks the wall's monotony with its direct-indirect, soft and diffused glare-free light. Suitable for lighting residential and commercial spaces.*





# PRINCESS





## 3000K

## 4000K

**05391.--.31**

**05391.--.31-D DALI**

**30W LED 2 x 2500 lm CRI > 85**

120° ^

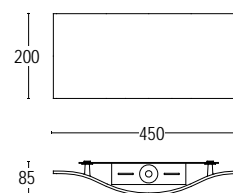
220÷240V 50/60 Hz

alimentatore elettronico incluso

*electronic driver included*

**05391.--.41**

**05391.--.41-D DALI**



**05390.--**

**300W HAL QT-DE12 5000 lm**

120° ^

220÷240V 50/60 Hz

**05392.--**

**32W TC-TEL 2400 lm**

120° ^

220÷240V 50/60 Hz

alimentatore elettronico incluso

*electronic ballast included*

### North America

**05391.--.35**

**05391.--.35-D DALI**

**30W LED 2 x 2500 lm CRI > 85**

120° ^

120V 60 Hz

alimentatore elettronico incluso

*electronic driver included*

**05391.--.45**

**05391.--.45-D DALI**

Colore standard 1 settimana

*Standard color 1 week*

○ **.01** Bianco  
*White (matt)*

Colore su richiesta 2 settimane

*Upon request color 2 weeks*

● **.19** Grigio argento  
*Silver grey (matt)*

● **.22** Nero  
*Black (matt)*

● **.45** Ruggine  
*Rust*

# LAROSSA W

design Giancarlo Fassina e Gianni Forcolini



Lampada dal design sinuoso, disponibile in versione a parete e da terra. Il corpo è ruotabile di 180° sul piano orizzontale e reclinabile di 45°. Il corpo costituito da resina polimerica permette altissime prestazioni termomeccaniche, e il riflettore in alluminio purissimo consente un'emissione asimmetrica.

*Larossa is a sinuous design made of thermoplastic resin. Available in wall and floor versions. Super pure aluminium pure reflector delivers asymmetric light distribution. Adjustable 180 degrees on horizontal axis and 45 degrees on the vertical axis.*



**3000K**

**4000K**

**03575.--.31**

**03575.--.41**

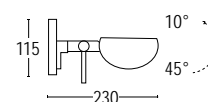
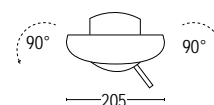
**13W LED 1800 lm CRI > 85**

120° ^

220÷240V 50/60 Hz

alimentatore elettronico incluso

*electronic driver included*



**05380.-- TRAILING EDGE**

**300W HAL QT-DE12 5000 lm**

120° ^

220÷240V 50/60 Hz

**North America**

**05380.--.05 TRAILING EDGE**

**300W HAL QT-DE12 5000 lm**

120° ^

120V 60 Hz



Colore standard 1 settimana

*Standard color 1 week*

○ **.91** Bianco Lucido  
*White*

● **.03** Arancio Lucido  
*Orange*

# CAGE

design Serge & Robert Cornelissen




Lampada da parete a luce diretta o indiretta, ideale per creare effetti scenografici ed illuminare passaggi e corridoi con una luce morbida e soffusa. Trova la sua applicazione ideale in ambienti residenziali, spazi ricettivi o uffici.

*Wall lamp with indirect light distribution creates scenic effects while lighting passageways and hallways. Cage is particularly suitable for application such as residential environments, receptive spaces and offices.*





# CAGE





# CAGE 1

IP40 - Classe I - CE / F



**3000K**

**4000K**

**25201.---.31**

**25201.---.41**

**4W LED 640 lm CRI > 85**

80° ^

220÷240V 50/60 Hz

alimentatore elettronico incluso

*electronic driver included*



— 160 —



160  
32

**North America**

**25201.---.35**

**25201.---.45**

**4W LED 640 lm CRI > 85**

80° ^

120V 60 Hz

alimentatore elettronico incluso

*electronic driver included*

Colore standard 1 settimana  
*Standard color 1 week*

● **.22** Nero  
*Black (matt)*

Colore su richiesta 2 settimane  
*Upon request color 2 weeks*

○ **.01** Bianco  
*White (matt)*  
● **.19** Grigio argento  
*Silver grey (matt)*  
● **.45** Ruggine  
*Rust*

Colore speciale su richiesta 4/6 settimane  
*Upon request color 4/6 weeks*

● **.27** Nero - oro  
*Black - gold*

# CAGE 2

IP40 - Classe I - CE / F

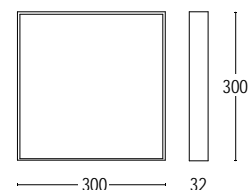


## 3000K

## 4000K

<b>25202.--.31</b>	<b>25202.--.41</b>
<b>25202.--.31.A</b> 1-10V	<b>25202.--.41.A</b> 1-10V
<b>25202.--.31.D</b> DALI	<b>25202.--.41.D</b> DALI

**8W LED 1250 lm CRI > 85**  
 80° ^  
 220÷240V 50/60 Hz  
 alimentatore elettronico incluso  
*electronic driver included*



## North America

<b>25202.--.35</b>	<b>25202.--.45</b>
<b>25202.--.35.A</b> 0-10V	<b>25202.--.45.A</b> 0-10V
<b>25202.--.35.D</b> DALI	<b>25202.--.45.D</b> DALI

**8W LED 1250 lm CRI > 85**  
 80° ^  
 120V 60 Hz  
 alimentatore elettronico incluso  
*electronic driver included*

Colore standard 1 settimana  
*Standard color 1 week*

● **.22** Nero  
*Black (matt)*

Colore su richiesta 2 settimane  
*Upon request color 2 weeks*

○ **.01** Bianco  
*White (matt)*  
 ● **.19** Grigio argento  
*Silver grey (matt)*  
 ● **.45** Ruggine  
*Rust*

Colore speciale su richiesta 4/6 settimane  
*Upon request color 4/6 weeks*

● **.27** Nero - oro  
*Black - gold*

# CAGE 3

IP40 - Classe I - CE / F



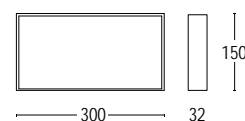
**3000K**

**4000K**

**25203--.31**  
**25203--.31.A** 1-10V  
**25203--.31.D** DALI

**25203---.41**  
**25203---.41.A** 1-10V  
**25203---.41.D** DALI

**8W LED 1250 lm CRI > 85**  
 80° ^  
 220±240V 50/60 Hz  
 alimentatore elettronico incluso  
*electronic driver included*



## North America

**25203--.35**  
**25203--.35.A** 0-10V  
**25203--.35.D** DALI

**25203---.45**  
**25203---.45.A** 0-10V  
**25203---.45.D** DALI

**8W LED 1250 lm CRI > 85**  
 80° ^  
 120V 60 Hz  
 alimentatore elettronico incluso  
*electronic driver included*

Colore standard 1 settimana  
*Standard color 1 week*

● **.22** Nero  
*Black (matt)*

Colore su richiesta 2 settimane  
*Upon request color 2 weeks*

○ **.01** Bianco  
*White (matt)*  
 ● **.19** Grigio argento  
*Silver grey (matt)*  
 ● **.45** Ruggine  
*Rust*

Colore speciale su richiesta 4/6 settimane  
*Upon request color 4/6 weeks*

● **.27** Nero - oro  
*Black - gold*

# TENDER W

design Asahara Sigeaki




Apparecchio da parete per l'illuminazione diretta o indiretta con effetto wall-washer. Il corpo lampada racchiude al suo interno un riflettore, con parabola ad emissione asimmetrica, in alluminio puro. Disponibile in diverse misure, Tender è completamente ruotabile e reclinabile, generando un'emissione diretta o indiretta, in base alle circostanze desiderate, garantendo sempre il massimo del comfort visivo, oltre alla totale assenza di abbagliamento grazie allo schermo in policarbonato.

*Wall wash luminaires with direct or indirect emission. The reflector, made of super pure aluminium, has asymmetric light distribution. It is fully adjustable allowing direct and indirect light orientation. Available in different sizes.*





# TENDER W



# TENDER W 60

IP40 - Classe I - CE / F



**3000K**

**4000K**

**22802.--.31**

**22802.--.41**

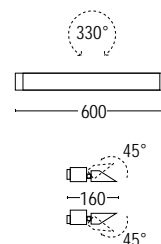
**18W LED 2200 lm CRI > 85**

80° ^

220÷240V 50/60 Hz

alimentatore elettronico incluso

*electronic driver included*



**22807.--**

**24W T5 G5 1750 lm**

80° ^

220÷240V 50/60 Hz

alimentatore elettronico incluso

*electronic ballast included*

**North America**

**22802.--.35**

**22802.--.45**

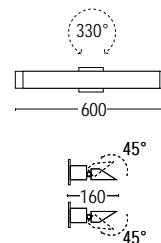
**18W LED 2200 lm CRI > 85**

80° ^

120V 50/60 Hz

alimentatore elettronico incluso

*electronic driver included*



Colore standard 1 settimana  
*Standard color 1 week*

○ **.01** Bianco  
*White (matt)*

Colore su richiesta 2 settimane  
*Upon request color 2 weeks*

● **.19** Grigio argento  
*Silver grey (matt)*

● **.22** Nero  
*Black (matt)*

● **.45** Ruggine  
*Rust*

# TENDER W 90

IP40 - Classe I - CE / F



**3000K**

**4000K**

**22803.--.31**

**22803.--.41**

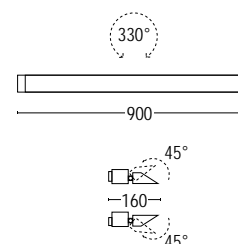
**27W LED 3400 lm CRI > 85**

80° ^

220÷240V 50/60 Hz

alimentatore elettronico incluso

*electronic driver included*



**05590.--**

**39W T5 G5 3100 lm**

80° ^

220÷240V 50/60 Hz

alimentatore elettronico incluso

*electronic ballast included*

**North America**

**22803.--.35**

**22803.--.45**

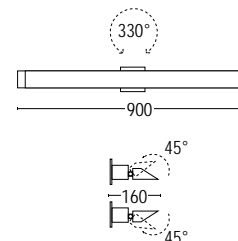
**27W LED 3400 lm CRI > 85**

80° ^

120V 50/60 Hz

alimentatore elettronico incluso

*electronic driver included*



Colore standard 1 settimana  
*Standard color 1 week*

○ **.01** Bianco  
*White (matt)*

Colore su richiesta 2 settimane  
*Upon request color 2 weeks*

● **.19** Grigio argento  
*Silver grey (matt)*

● **.22** Nero  
*Black (matt)*

● **.45** Ruggine  
*Rust*



# TENDER W 120

IP40 - Classe I - CE / F



**3000K**

**4000K**

**22804.--.31**

**22804.--.41**

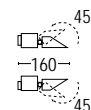
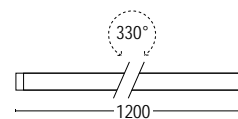
**36W LED 4500 lm CRI > 85**

80° ^

220÷240V 50/60 Hz

alimentatore elettronico incluso

*electronic driver included*



**22809.--**

**54W T5 G5 4450 lm**

80° ^

220÷240V 50/60 Hz

alimentatore elettronico incluso

*electronic ballast included*

**North America**

**22804.--.35**

**22804.--.45**

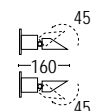
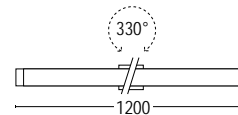
**36W LED 4500 lm CRI > 85**

80° ^

120V 50/60 Hz

alimentatore elettronico incluso

*electronic driver included*



Colore standard 1 settimana  
*Standard color 1 week*

○ **.01** Bianco  
*White (matt)*

Colore su richiesta 2 settimane  
*Upon request color 2 weeks*

● **.19** Grigio argento  
*Silver grey (matt)*

● **.22** Nero  
*Black (matt)*

● **.45** Ruggine  
*Rust*

# BOX

design Lucitalia






Apparecchio a soffitto per l'illuminazione di spazi residenziali e commerciali. L'apparecchio è dotato di un sistema che, oltre a garantire un comfort visivo ottimale, consente l'orientabilità delle ottiche oltre i 45° al fine di ottenere un effetto wall washer. Disponibili due tipi di ottiche, a fascio medio e diffuso, e grazie a un'ampia gamma di finiture, metalliche e materiche, consente una versatilità totale in ogni contesto.

*Ceiling surface mounted downlight fixture designed for light commercial and residential spaces. The item is equipped with a system that, in addition to providing optimum visual comfort, allows the optics to be more than 45° in order to achieve a wall washer effect. Different heights and various lighting beams are available.*





# BOX



# BOX 0C RD

IP20 - Classe I - CE / F



3000K

4000K

25140.--.31.T

25140.--.41.T TRAILING EDGE



4,5W LED 400 lm CRI > 85

60° ^

220÷240V 50/60 Hz



—Ø50—



Colore standard 1 settimana  
Standard color 1 week

○ **.01** Bianco  
White (matt)

Colore su richiesta 2 settimane  
Upon request color 2 weeks

● **.19** Grigio argento  
Silver grey (matt)  
● **.22** Nero  
Black (matt)  
● **.45** Ruggine  
Rust

Colore speciale su richiesta 4/6 settimane  
Upon request color 4/6 weeks

● **.39** Effetto nickel  
Nickel effect  
● **.56** Effetto oro spazzolato  
Brushed gold effect  
● **.51** Effetto fibra di carbonio  
Carbon fiber effect  
● **.30** Effetto rovere sbiancato  
Whitened oak effect  
● **.32** Effetto noce  
Walnut effect  
● **.33** Effetto wengè  
Wengè effect  
● **.43** Effetto cemento  
Concrete effect

# BOX 1C OR RD

IP20 - Classe I - CE / F



**3000K**

**4000K**

**20953.--.31**

**20953.--.41**



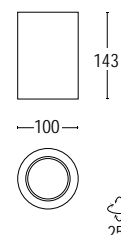
**10W LED 1250 lm CRI > 85** ( ≥ 95 upon request )

20° ^

220÷240V 50/60 Hz

alimentatore elettronico incluso

*electronic driver included*



**20950.--.31**

**20950.--.41**



**10W LED 1250 lm CRI > 85** ( ≥ 95 upon request )

40° ^

220÷240V 50/60 Hz

alimentatore elettronico incluso

*electronic driver included*

**20952.--**



**HAL / RETROFIT LED GU10**

8°/24°/38° ^

220÷240V 50/60 Hz

Colore standard 1 settimana  
*Standard color 1 week*

○ **.01** Bianco  
*White (matt)*

Colore su richiesta 2 settimane  
*Upon request color 2 weeks*

● **.19** Grigio argento  
*Silver grey (matt)*

● **.22** Nero  
*Black (matt)*

● **.45** Ruggine  
*Rust*

Colore speciale su richiesta 4/6 settimane  
*Upon request color 4/6 weeks*

● **.30** Effetto rovere sbiancato  
*Whitened oak effect*

● **.32** Effetto noce  
*Walnut effect*

● **.33** Effetto wengè  
*Wengè effect*

● **.43** Effetto cemento  
*Concrete effect*

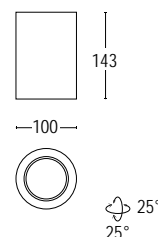
● **.51** Effetto fibra di carbonio  
*Carbon fiber effect*

# BOX 1C OR RD

IP20 - Classe I - CE / F



	3000K	4000K	North America
	<b>20953.---35</b>	<b>20953.---45</b>	
	<b>10W LED 1250 lm CRI &gt; 85</b> ( ≥ 95 upon request ) 20° ^ 120V 60 Hz alimentatore elettronico incluso <i>electronic driver included</i>		



			North America
	<b>20950.---35</b>	<b>20950.---45</b>	
	<b>10W LED 1250 lm CRI &gt; 85</b> ( ≥ 95 upon request ) 40° ^ 120V 60 Hz alimentatore elettronico incluso <i>electronic driver included</i>		

## ACCESSORI / ACCESSORIES



**20382.79**  
Diffusore acidato  
*Acid diffuser*



**20988.01**  
Vetro bianco  
*White glass*



**20381.00**  
Schermo antiabbagliamento  
a nido d'ape  
*Honeycomb anti-dazzle screen*



**20988.22**  
Vetro nero  
*Black glass*

Colore standard 1 settimana  
*Standard color 1 week*

○ **.01** Bianco  
*White (matt)*

Colore su richiesta 2 settimane  
*Upon request color 2 weeks*

● **.19** Grigio argento  
*Silver grey (matt)*  
● **.22** Nero  
*Black (matt)*  
● **.45** Ruggine  
*Rust*

Colore speciale su richiesta 4/6 settimane  
*Upon request color 4/6 weeks*


● **.30** Effetto rovere sbiancato  
*Whitened oak effect*  
● **.32** Effetto noce  
*Walnut effect*  
● **.33** Effetto wengè  
*Wengè effect*  
● **.43** Effetto cemento  
*Concrete effect*  
● **.51** Effetto fibra di carbonio  
*Carbon fiber effect*

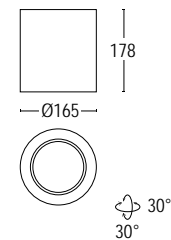
Consultare il sito web per i dati aggiornati. *Refer to the website for the latest updated information*


# BOX 2C OR RD

IP20 - Classe I - CE / F



	3000K	4000K
	<b>21054.--.31</b>	<b>21054.--.41</b>
	<b>21054.--.31.A</b> 1-10V	<b>21054.--.41.A</b> 1-10V
	<b>21054.--.31.D</b> DALI	<b>21054.--.41.D</b> DALI
	<b>18W LED 2700 lm CRI &gt; 85</b> ( ≥ 95 upon request ) 18° ^ 220÷240V 50/60 Hz alimentatore elettronico incluso <i>electronic driver included</i>	



	3000K	4000K
	<b>21055.--.31</b>	<b>21055.--.41</b>
	<b>21055.--.31.A</b> 1-10V	<b>21055.--.41.A</b> 1-10V
	<b>21055.--.31.D</b> DALI	<b>21055.--.41.D</b> DALI
	<b>18W LED 2700 lm CRI &gt; 85</b> ( ≥ 95 upon request ) 50° ^ 220÷240V 50/60 Hz alimentatore elettronico incluso <i>electronic driver included</i>	

Colore standard 1 settimana  
Standard color 1 week

 **.01** Bianco  
White (matt)

Colore su richiesta 2 settimane  
Upon request color 2 weeks

 **.19** Grigio argento  
Silver grey (matt)

 **.22** Nero  
Black (matt)

 **.45** Ruggine  
Rust

Colore speciale su richiesta 4/6 settimane  
Upon request color 4/6 weeks

 **.30** Effetto rovere sbiancato  
Whitened oak effect

 **.32** Effetto noce  
Walnut effect

 **.33** Effetto wengè  
Wengè effect

 **.43** Effetto cemento  
Concrete effect


 **.51** Effetto fibra di carbonio  
Carbon fiber effect

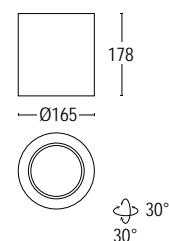



# BOX 2C OR RD

IP20 - Classe I - CE / F



	3000K	4000K
	<b>21056.--.31</b> <b>21056.--.31.A</b> 1-10V <b>21056.--.31.D</b> DALI	<b>21056.--.41</b> <b>21056.--.41.A</b> 1-10V <b>21056.--.41.D</b> DALI
	<b>26W LED 3600 lm CRI &gt; 85</b> (≥ 95 upon request) 18° ^ 220÷240V 50/60 Hz alimentatore elettronico incluso <i>electronic driver included</i>	



	<b>21050.--.31</b> <b>21050.--.31.A</b> 1-10V <b>21050.--.31.D</b> DALI	<b>21050.--.41</b> <b>21050.--.41.A</b> 1-10V <b>21050.--.41.D</b> DALI
	<b>26W LED 3600 lm CRI &gt; 85</b> (≥ 95 upon request) 50° ^ 220÷240V 50/60 Hz alimentatore elettronico incluso <i>electronic driver included</i>	

	<b>21052.--</b>  <b>HAL / RETROFIT LED G53</b> 10°/24°/60° ^ 220÷240V 50/60 Hz
---	--

## ACCESSORI / ACCESSORIES



**20481.79**  
Diffusore acidato  
*Acid diffuser*



**21088.01**  
Vetro bianco  
*White glass*



**20482.00**  
Schermo antiabbagliamento  
a nido d'ape  
*Honeycomb anti-dazzle screen*



**21088.22**  
Vetro nero  
*Black glass*

Colore standard 1 settimana  
*Standard color 1 week*

○ **.01** Bianco  
*White (matt)*

Colore su richiesta 2 settimane  
*Upon request color 2 weeks*

● **.19** Grigio argento  
*Silver grey (matt)*  
● **.22** Nero  
*Black (matt)*  
● **.45** Ruggine  
*Rust*

Colore speciale su richiesta 4/6 settimane  
*Upon request color 4/6 weeks*


● **.30** Effetto rovere sbiancato  
*Whitened oak effect* ● **.43** Effetto cemento  
*Concrete effect*  
● **.32** Effetto noce  
*Walnut effect* ● **.51** Effetto fibra di carbonio  
*Carbon fiber effect*  
● **.33** Effetto wengè  
*Wengè effect*

Consultare il sito web per i dati aggiornati. *Refer to the website for the latest updated information*

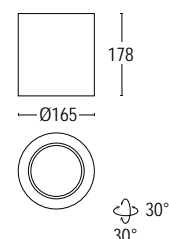
# BOX 2C OR RD


IP20 - Classe I - CE / F



	3000K	4000K	North America
	<b>21054.---.35</b> <b>21054.---.35.A</b> 0-10V	<b>21054.---.45</b> <b>21054.---.45.A</b> 0-10V	

**18W LED 2700 lm CRI > 85** ( ≥ 95 upon request )  
 18° ^  
 120V 60 Hz  
 alimentatore elettronico incluso  
*electronic driver included*



			North America
	<b>21055.---.35</b> <b>21055.---.35.A</b> 0-10V	<b>21055.---.45</b> <b>21055.---.45.A</b> 0-10V	

**18W LED 2700 lm CRI > 85** ( ≥ 95 upon request )  
 50° ^  
 120V 60 Hz  
 alimentatore elettronico incluso  
*electronic driver included*

Colore standard 1 settimana  
*Standard color 1 week*

 **.01** Bianco  
*White (matt)*

Colore su richiesta 2 settimane  
*Upon request color 2 weeks*

 **.19** Grigio argento  
*Silver grey (matt)*  
 **.22** Nero  
*Black (matt)*  
 **.45** Ruggine  
*Rust*


Colore speciale su richiesta 4/6 settimane  
*Upon request color 4/6 weeks*

 **.30** Effetto rovere sbiancato  
*Whitened oak effect*  
 **.32** Effetto noce  
*Walnut effect*  
 **.33** Effetto wengè  
*Wengè effect*  
 **.43** Effetto cemento  
*Concrete effect*  
 **.51** Effetto fibra di carbonio  
*Carbon fiber effect*

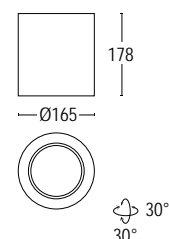
# BOX 2C OR RD


IP20 - Classe I - CE / F



	3000K	4000K	North America
	<b>21056.---.35</b> <b>21056.---.35.A</b> 0-10V	<b>21056.---.45</b> <b>21056.---.45.A</b> 0-10V	

**26W LED 3600 lm CRI > 85** (≥ 95 upon request )  
 18° ^  
 120V 60 Hz  
 alimentatore elettronico incluso  
*electronic driver included*



			North America
	<b>21050.---.35</b> <b>21050.---.35.A</b> 0-10V	<b>21050.---.45</b> <b>21050.---.45.A</b> 0-10V	

**26W LED 3600 lm CRI > 85** (≥ 95 upon request )  
 50° ^  
 120V 60 Hz  
 alimentatore elettronico incluso  
*electronic driver included*

## ACCESSORI / ACCESSORIES




**20481.79**  
 Diffusore acidato  
*Acid diffuser*



**21088.01**  
 Vetro bianco  
*White glass*



**20482.00**  
 Schermo antiabbagliamento  
 a nido d'ape  
*Honeycomb anti-dazzle screen*



**21088.22**  
 Vetro nero  
*Black glass*

Colore standard 1 settimana  
*Standard color 1 week*

○ **.01** Bianco  
*White (matt)*

Colore su richiesta 2 settimane  
*Upon request color 2 weeks*

● **.19** Grigio argento  
*Silver grey (matt)*  
 ● **.22** Nero  
*Black (matt)*  
 ● **.45** Ruggine  
*Rust*

Colore speciale su richiesta 4/6 settimane  
*Upon request color 4/6 weeks*

● **.30** Effetto rovere sbiancato  
*Whitened oak effect*  
 ● **.32** Effetto noce  
*Walnut effect*  
 ● **.33** Effetto wengè  
*Wengè effect*  
 ● **.43** Effetto cemento  
*Concrete effect*  
 ● **.51** Effetto fibra di carbonio  
*Carbon fiber effect*

Consultare il sito web per i dati aggiornati. *Refer to the website for the latest updated information*

# BOX 0C

IP20 - Classe I - CE / F



# BOX 0C SQ

IP20 - Classe I - CE / F



3000K

4000K

25150.--.31.T

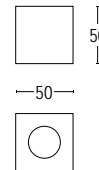
25150.--.41.T TRAILING EDGE



4,5W LED 400 lm CRI > 85

60° ^

220÷240V 50/60 Hz



Colore standard 1 settimana  
Standard color 1 week

○ **.01** Bianco  
White (matt)

Colore su richiesta 2 settimane  
Upon request color 2 weeks

● **.19** Grigio argento  
Silver grey (matt)  
● **.22** Nero  
Black (matt)  
● **.45** Ruggine  
Rust


Colore speciale su richiesta 4/6 settimane  
Upon request color 4/6 weeks

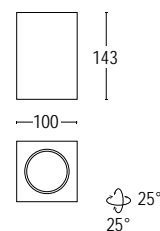
● **.39** Effetto nickel  
Nickel effect  
● **.56** Effetto oro spazzolato  
Brushed gold effect  
● **.51** Effetto fibra di carbonio  
Carbon fiber effect  
● **.30** Effetto rovere sbiancato  
Whitened oak effect  
● **.32** Effetto noce  
Walnut effect  
● **.33** Effetto wengè  
Wengè effect  
● **.43** Effetto cemento  
Concrete effect


# BOX 1C OR SQ 1L

IP20 - Classe I - CE / F



	3000K	4000K
	<b>20905.---.31</b>	<b>20905.---.41</b>
	<b>10W LED 1250 lm CRI &gt; 85</b> ( ≥ 95 upon request ) 20° ^ 220÷240V 50/60 Hz alimentatore elettronico incluso <i>electronic driver included</i>	



	<b>20901.---.31</b>	<b>20901.---.41</b>
	<b>10W LED 1250 lm CRI &gt; 85</b> ( ≥ 95 upon request ) 40° ^ 220÷240V 50/60 Hz alimentatore elettronico incluso <i>electronic driver included</i>	


	<b>20931.--</b>
	<b>HAL / RETROFIT LED GU10</b> 8°/24°/38° ^ 220÷240V 50/60 Hz

## ACCESSORI / ACCESSORIES



**20382.79**

Diffusore acidato  
*Acid diffuser*




**20983.01**

Vetro bianco  
*White glass*



**20381.00**

Schermo antiabbagliamento  
a nido d'ape  
*Honeycomb anti-dazzle screen*



**20983.22**

Vetro nero  
*Black glass*

Colore standard 1 settimana  
*Standard color 1 week*

○ **.01** Bianco  
*White (matt)*

Colore su richiesta 2 settimane  
*Upon request color 2 weeks*

● **.19** Grigio argento  
*Silver grey (matt)*  
● **.22** Nero  
*Black (matt)*  
● **.45** Ruggine  
*Rust*

Colore speciale su richiesta 4/6 settimane  
*Upon request color 4/6 weeks*

● **.30** Effetto rovere sbiancato  
*Whitened oak effect*  
● **.32** Effetto noce  
*Walnut effect*  
● **.33** Effetto wengè  
*Wengè effect*  
● **.43** Effetto cemento  
*Concrete effect*  
● **.51** Effetto fibra di carbonio  
*Carbon fiber effect*

# BOX 1C OR SQ 2L

IP20 - Classe I - CE / F



**3000K**

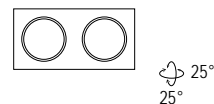
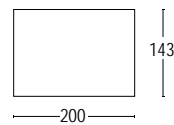
**4000K**

**20906.--.31**

**20906.--.41**



**2 x 10W LED 2 x 1250 lm CRI > 85** ( ≥ 95 upon request )  
20° ^  
220÷240V 50/60 Hz  
alimentatore elettronico incluso  
*electronic driver included*



**20902.--.31**

**20902.--.41**



**2 x 10W LED 2 x 1250 lm CRI > 85** ( ≥ 95 upon request )  
40° ^  
220÷240V 50/60 Hz  
alimentatore elettronico incluso  
*electronic driver included*

**20932.--**



**HAL / RETROFIT LED GU10**  
8°/24°/38° ^  
220÷240V 50/60 Hz

## ACCESSORI / ACCESSORIES



**20382.79**

Diffusore acidato  
*Acid diffuser*



**20984.01**

Vetro bianco  
*White glass*



**20381.00**

Schermo antiabbagliamento  
a nido d'ape  
*Honeycomb anti-dazzle screen*



**20984.22**

Vetro nero  
*Black glass*

Colore standard 1 settimana  
*Standard color 1 week*

○ **.01** Bianco  
*White (matt)*

Colore su richiesta 2 settimane  
*Upon request color 2 weeks*

● **.19** Grigio argento  
*Silver grey (matt)*  
● **.22** Nero  
*Black (matt)*  
● **.45** Ruggine  
*Rust*

Colore speciale su richiesta 4/6 settimane  
*Upon request color 4/6 weeks*

● **.30** Effetto rovere sbiancato  
*Whitened oak effect*  
● **.32** Effetto noce  
*Walnut effect*  
● **.33** Effetto wengè  
*Wengè effect*  
● **.43** Effetto cemento  
*Concrete effect*  
● **.51** Effetto fibra di carbonio  
*Carbon fiber effect*

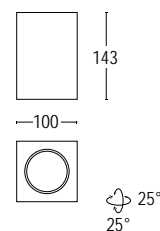
Consultare il sito web per i dati aggiornati. *Refer to the website for the latest updated information*

# BOX 1C OR SQ 1L

IP20 - Classe I - CE / F



	3000K	4000K	North America
	20905.---35	20905.---45	
	<b>10W LED 1250 lm CRI &gt; 85</b> ( ≥ 95 upon request ) 20° ^ 120V 60 Hz alimentatore elettronico incluso <i>electronic driver included</i>		




			North America
	20901.---35	20901.---45	
	<b>10W LED 1250 lm CRI &gt; 85</b> ( ≥ 95 upon request ) 40° ^ 120V 60 Hz alimentatore elettronico incluso <i>electronic driver included</i>		

## ACCESSORI / ACCESSORIES



**20382.79**

Diffusore acidato  
*Acid diffuser*




**20983.01**

Vetro bianco  
*White glass*



**20381.00**

Schermo antiabbagliamento  
a nido d'ape  
*Honeycomb anti-dazzle screen*



**20983.22**

Vetro nero  
*Black glass*

Colore standard 1 settimana  
*Standard color 1 week*

○ **.01** Bianco  
*White (matt)*

Colore su richiesta 2 settimane  
*Upon request color 2 weeks*

● **.19** Grigio argento  
*Silver grey (matt)*  
● **.22** Nero  
*Black (matt)*  
● **.45** Ruggine  
*Rust*

Colore speciale su richiesta 4/6 settimane  
*Upon request color 4/6 weeks*


● **.30** Effetto rovere sbiancato  
*Whitened oak effect*  
● **.32** Effetto noce  
*Walnut effect*  
● **.33** Effetto wengè  
*Wengè effect*  
● **.43** Effetto cemento  
*Concrete effect*  
● **.51** Effetto fibra di carbonio  
*Carbon fiber effect*

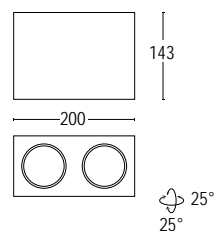


# BOX 1C OR SQ 2L

IP20 - Classe I - CE / F



	3000K	4000K	North America
	<b>20906.---.35</b> <b>25906.---.35.A</b> 0-10V <b>25906.---.35.D</b> DALI	<b>20906.---.45</b> <b>20906.---.45.A</b> 0-10V <b>20906.---.45.D</b> DALI	
	<b>2 x 10W LED 2 x 1250 lm CRI &gt; 85</b> (≥ 95 upon request ) 20° ^ 120V 60 Hz alimentatore elettronico incluso <i>electronic driver included</i>		



		North America
	<b>20902.---.35</b>	<b>20902.---.45</b>
	<b>2 x 10W LED 2 x 1250 lm CRI &gt; 85</b> (≥ 95 upon request ) 40° ^ 120V 60 Hz alimentatore elettronico incluso <i>electronic driver included</i>	

## ACCESSORI / ACCESSORIES



**20382.79**

Diffusore acidato  
*Acid diffuser*



**20984.01**

Vetro bianco  
*White glass*



**20381.00**

Schermo antiabbagliamento  
a nido d'ape  
*Honeycomb anti-dazzle screen*



**20984.22**

Vetro nero  
*Black glass*

Colore standard 1 settimana  
*Standard color 1 week*

○ **.01** Bianco  
*White (matt)*

Colore su richiesta 2 settimane  
*Upon request color 2 weeks*

● **.19** Grigio argento  
*Silver grey (matt)*  
● **.22** Nero  
*Black (matt)*  
● **.45** Ruggine  
*Rust*

Colore speciale su richiesta 4/6 settimane  
*Upon request color 4/6 weeks*

● **.30** Effetto rovere sbiancato  
*Whitened oak effect*  
● **.32** Effetto noce  
*Walnut effect*  
● **.33** Effetto wengè  
*Wengè effect*  
● **.43** Effetto cemento  
*Concrete effect*  
● **.51** Effetto fibra di carbonio  
*Carbon fiber effect*

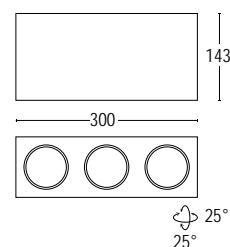
Consultare il sito web per i dati aggiornati. *Refer to the website for the latest updated information*

# BOX 1C OR SQ 3L

IP20 - Classe I - CE / F



	3000K	4000K
	<b>20907.---.31</b>	<b>20907.---.41</b>
	<b>3 x 10W LED 3 x 1250 lm CRI &gt; 85</b> (≥ 95 upon request ) 20° ^ 220÷240V 50/60 Hz alimentatore elettronico incluso <i>electronic driver included</i>	



	3000K	4000K
	<b>20903.---.31</b>	<b>20903.---.41</b>
	<b>3 x 10W LED 3 x 1250 lm CRI &gt; 85</b> (≥ 95 upon request ) 40° ^ 220÷240V 50/60 Hz alimentatore elettronico incluso <i>electronic driver included</i>	

	<b>20933.--</b>
	<b>HAL / RETROFIT LED GU10</b> 8°/24°/38° ^ 220÷240V 50/60 Hz

## ACCESSORI / ACCESSORIES



**20382.79**

Diffusore acidato  
*Acid diffuser*



**20985.01**

Vetro bianco  
*White glass*



**20381.00**

Schermo antiabbagliamento  
a nido d'ape  
*Honeycomb anti-dazzle screen*



**20985.22**

Vetro nero  
*Black glass*

Colore standard 1 settimana  
*Standard color 1 week*

○ **.01** Bianco  
*White (matt)*

Colore su richiesta 2 settimane  
*Upon request color 2 weeks*

● **.19** Grigio argento  
*Silver grey (matt)*  
● **.22** Nero  
*Black (matt)*  
● **.45** Ruggine  
*Rust*


Colore speciale su richiesta 4/6 settimane  
*Upon request color 4/6 weeks*

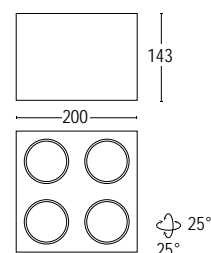
● **.30** Effetto rovere sbiancato  
*Whitened oak effect*  
● **.32** Effetto noce  
*Walnut effect*  
● **.33** Effetto wengè  
*Wengè effect*  
● **.43** Effetto cemento  
*Concrete effect*  
● **.51** Effetto fibra di carbonio  
*Carbon fiber effect*


# BOX 1C OR SQ 4L

IP20 - Classe I - CE / F



	3000K	4000K
	<b>20908.---.31</b>	<b>20908.---.41</b>
	<b>4 x 10W LED 4 x 1250 lm CRI &gt; 85</b> (≥ 95 upon request ) 20° ^ 220÷240V 50/60 Hz alimentatore elettronico incluso <i>electronic driver included</i>	



	3000K	4000K
	<b>20904.---.31</b>	<b>20904.---.41</b>
	<b>4 x 10W LED 4 x 1250 lm CRI &gt; 85</b> (≥ 95 upon request ) 40° ^ 220÷240V 50/60 Hz alimentatore elettronico incluso <i>electronic driver included</i>	

	<b>20934.--</b>
	<b>HAL / RETROFIT LED GU10</b> 8°/24°/38° ^ 220÷240V 50/60 Hz

## ACCESSORI / ACCESSORIES



**20382.79**

Diffusore acidato  
*Acid diffuser*



**20986.01**

Vetro bianco  
*White glass*



**20381.00**

Schermo antiabbagliamento  
a nido d'ape  
*Honeycomb anti-dazzle screen*



**20986.22**

Vetro nero  
*Black glass*

Colore standard 1 settimana  
*Standard color 1 week*

○ **.01** Bianco  
*White (matt)*

Colore su richiesta 2 settimane  
*Upon request color 2 weeks*

● **.19** Grigio argento  
*Silver grey (matt)*  
● **.22** Nero  
*Black (matt)*  
● **.45** Ruggine  
*Rust*

Colore speciale su richiesta 4/6 settimane  
*Upon request color 4/6 weeks*


● **.30** Effetto rovere sbiancato  
*Whitened oak effect*  
● **.32** Effetto noce  
*Walnut effect*  
● **.33** Effetto wengè  
*Wengè effect*  
● **.43** Effetto cemento  
*Concrete effect*  
● **.51** Effetto fibra di carbonio  
*Carbon fiber effect*

Consultare il sito web per i dati aggiornati. *Refer to the website for the latest updated information*

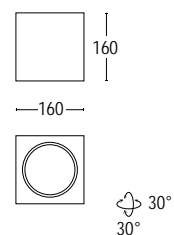
# BOX 2C OR SQ



# BOX 2C OR SQ 1L



	3000K	4000K
	<b>21009.---.31</b>	<b>21009.---.41</b>
	<b>21009.---.31.A</b> 1-10V	<b>21009.---.41.A</b> 1-10V
	<b>21009.---.31.D</b> DALI	<b>21009.---.41.D</b> DALI
<p><b>18W LED 2700 lm CRI &gt; 85</b> ( ≥ 95 upon request )                      18° ^                      220÷240V 50/60 Hz                      alimentatore elettronico incluso  <i>electronic driver included</i></p>		




	3000K	4000K
	<b>21025.---.31</b>	<b>21025.---.41</b>
	<b>21025.---.31.A</b> 1-10V	<b>21025.---.41.A</b> 1-10V
	<b>21025.---.31.D</b> DALI	<b>21025.---.41.D</b> DALI
<p><b>18W LED 2700 lm CRI &gt; 85</b> ( ≥ 95 upon request )                      50° ^                      220÷240V 50/60 Hz                      alimentatore elettronico incluso  <i>electronic driver included</i></p>		

## ACCESSORI / ACCESSORIES




**20481.79**  
Diffusore acidato  
*Acid diffuser*



**21083.01**  
Vetro bianco  
*White glass*



**20482.00**  
Schermo antiabbagliamento  
a nido d'ape  
*Honeycomb anti-dazzle screen*



**21083.22**  
Vetro nero  
*Black glass*

Colore standard 1 settimana  
*Standard color 1 week*

○ **.01** Bianco  
*White (matt)*

Colore su richiesta 2 settimane  
*Upon request color 2 weeks*


● **.19** Grigio argento  
*Silver grey (matt)*  
● **.22** Nero  
*Black (matt)*  
● **.45** Ruggine  
*Rust*


Colore speciale su richiesta 4/6 settimane  
*Upon request color 4/6 weeks*

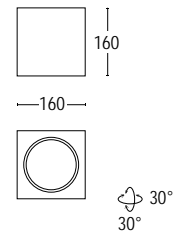
● **.30** Effetto rovere sbiancato  
*Whitened oak effect*  
● **.32** Effetto noce  
*Walnut effect*  
● **.33** Effetto wengè  
*Wengè effect*  
● **.43** Effetto cemento  
*Concrete effect*  
● **.51** Effetto fibra di carbonio  
*Carbon fiber effect*


# BOX 2C OR SQ






	3000K	4000K
	<b>21005.--.31</b> <b>21005.--.31.A</b> 1-10V <b>21005.--.31.D</b> DALI	<b>21005.--.41</b> <b>21005.--.41.A</b> 1-10V <b>21005.--.41.D</b> DALI
	<b>26W LED 3600 lm CRI &gt; 85</b> (≥ 95 upon request) 18° ^ 220÷240V 50/60 Hz alimentatore elettronico incluso <i>electronic driver included</i>	




	<b>21001.--.31</b> <b>21001.--.31.A</b> 1-10V <b>21001.--.31.D</b> DALI	<b>21001.--.41</b> <b>21001.--.41.A</b> 1-10V <b>21001.--.41.D</b> DALI
	<b>26W LED 3600 lm CRI &gt; 85</b> (≥ 95 upon request) 50° ^ 220÷240V 50/60 Hz alimentatore elettronico incluso <i>electronic driver included</i>	

	<b>21021.--</b>  <b>HAL / RETROFIT LED G53 12V</b> 10°/24°/60° ^ 220÷240V 50/60 Hz trasformatore elettronico incluso <i>electronic ballast included</i>
---	---

## ACCESSORI / ACCESSORIES




**20481.79**  
Diffusore acidato  
*Acid diffuser*



**21083.01**  
Vetro bianco  
*White glass*



**20482.00**  
Schermo antiabbagliamento  
a nido d'ape  
*Honeycomb anti-dazzle screen*



**21083.22**  
Vetro nero  
*Black glass*

Colore standard 1 settimana  
*Standard color 1 week*

○ **.01** Bianco  
*White (matt)*


Colore su richiesta 2 settimane  
*Upon request color 2 weeks*


● **.19** Grigio argento  
*Silver grey (matt)*  
● **.22** Nero  
*Black (matt)*  
● **.45** Ruggine  
*Rust*

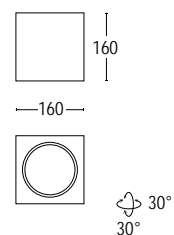
Colore speciale su richiesta 4/6 settimane  
*Upon request color 4/6 weeks*


● **.30** Effetto rovere sbiancato  
*Whitened oak effect* ● **.43** Effetto cemento  
*Concrete effect*  
● **.32** Effetto noce  
*Walnut effect* ● **.51** Effetto fibra di carbonio  
*Carbon fiber effect*  
● **.33** Effetto wengè  
*Wengè effect*

# BOX 2C OR SQ 1L



	3000K	4000K	North America
	<b>21009.---.35</b>	<b>21009.---.45</b>	
	<b>21009.---.35.A</b> 0-10V	<b>21009.---.45.A</b> 0-10V	
<p><b>18W LED 2700 lm CRI &gt; 85</b> ( ≥ 95 upon request )                      18° ^                      120V 60 Hz                      alimentatore elettronico incluso  <i>electronic driver included</i></p>			



			North America
	<b>21025.---.35</b>	<b>21025.---.45</b>	
	<b>21025.---.35.A</b> 0-10V	<b>21025.---.45.A</b> 0-10V	
<p><b>18W LED 2700 lm CRI &gt; 85</b> ( ≥ 95 upon request )                      50° ^                      120V 60 Hz                      alimentatore elettronico incluso  <i>electronic driver included</i></p>			

Colore standard 1 settimana  
Standard color 1 week

 **.01** Bianco  
White (matt)

Colore su richiesta 2 settimane  
Upon request color 2 weeks

 **.19** Grigio argento  
Silver grey (matt)  
 **.22** Nero  
Black (matt)  
 **.45** Ruggine  
Rust


Colore speciale su richiesta 4/6 settimane  
Upon request color 4/6 weeks


 **.30** Effetto rovere sbiancato  
Whitened oak effect  
 **.32** Effetto noce  
Walnut effect  
 **.33** Effetto wengè  
Wengè effect  
 **.43** Effetto cemento  
Concrete effect  
 **.51** Effetto fibra di carbonio  
Carbon fiber effect

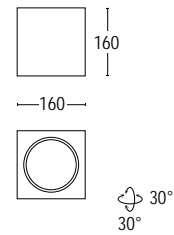



# BOX 2C OR SQ 1L

IP20 - Classe I - CE / F



	3000K	4000K	North America
	<b>21005.---.35</b> <b>21005.---.35.A</b> 0-10V <b>21005.---.35.D</b> DALI	<b>21005.---.45</b> <b>21005.---.45.A</b> 0-10V <b>21005.---.45.D</b> DALI	
	<b>26W LED 3600 lm CRI &gt; 85</b> ( ≥ 95 upon request ) 18° ^ 120V 60 Hz alimentatore elettronico incluso <i>electronic driver included</i>		




		North America
	<b>21001.---.35</b> <b>21001.---.35.A</b> 0-10V	<b>21001.---.45</b> <b>21001.---.45.A</b> 0-10V
	<b>26W LED 3600 lm CRI &gt; 85</b> ( ≥ 95 upon request ) 50° ^ 120V 60 Hz alimentatore elettronico incluso <i>electronic driver included</i>	

## ACCESSORI / ACCESSORIES




**20481.79**  
Diffusore acidato  
*Acid diffuser*



**21083.01**  
Vetro bianco  
*White glass*



**20482.00**  
Schermo antiabbagliamento  
a nido d'ape  
*Honeycomb anti-dazzle screen*



**21083.22**  
Vetro nero  
*Black glass*

Colore standard 1 settimana  
*Standard color 1 week*

○ **.01** Bianco  
*White (matt)*

Colore su richiesta 2 settimane  
*Upon request color 2 weeks*

● **.19** Grigio argento  
*Silver grey (matt)*  
● **.22** Nero  
*Black (matt)*  
● **.45** Ruggine  
*Rust*

Colore speciale su richiesta 4/6 settimane  
*Upon request color 4/6 weeks*

● **.30** Effetto rovere sbiancato  
*Whitened oak effect*  
● **.32** Effetto noce  
*Walnut effect*  
● **.33** Effetto wengè  
*Wengè effect*  
● **.43** Effetto cemento  
*Concrete effect*  
● **.51** Effetto fibra di carbonio  
*Carbon fiber effect*

Consultare il sito web per i dati aggiornati. *Refer to the website for the latest updated information*

# BOX 2C OR SQ 2L

IP20 - Classe I - CE / F



**3000K**

**4000K**



**21010.--.31**

**21010.--.31.A** 1-10V

**21010.--.31.D** DALI

**21010.--.41**

**21010.--.41.A** 1-10V

**21010.--.41.D** DALI

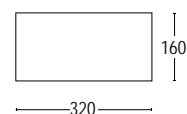
**2 x 18W LED 2 x 2700 lm CRI > 85** (≥ 95 upon request )

2 x 18° ^

220÷240V 50/60 Hz

alimentatore elettronico incluso

*electronic driver included*



30°  
30°



**21026.--.31**

**21026.--.31.A** 1-10V

**21026.--.31.D** DALI

**21026.--.41**

**21026.--.41.A** 1-10V

**21026.--.41.D** DALI

**2 x 18W LED 2 x 2700 lm CRI > 85** (≥ 95 upon request )

2 x 50° ^

220÷240V 50/60 Hz

alimentatore elettronico incluso

*electronic driver included*

Colore standard 1 settimana  
*Standard color 1 week*

○ **.01** Bianco  
*White (matt)*

Colore su richiesta 2 settimane  
*Upon request color 2 weeks*

● **.19** Grigio argento  
*Silver grey (matt)*

● **.22** Nero  
*Black (matt)*

● **.45** Ruggine  
*Rust*

Colore speciale su richiesta 4/6 settimane  
*Upon request color 4/6 weeks*

● **.30** Effetto rovere sbiancato  
*Whitened oak effect*

● **.32** Effetto noce  
*Walnut effect*

● **.33** Effetto wengè  
*Wengè effect*

● **.43** Effetto cemento  
*Concrete effect*

● **.51** Effetto fibra di carbonio  
*Carbon fiber effect*

# BOX 2C OR SQ 2L

IP20 - Classe I - CE / F



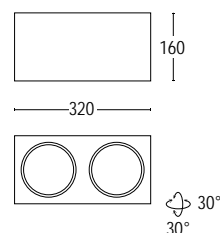
**3000K**

**4000K**



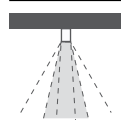
<b>21006.--.31</b>	<b>21006.--.41</b>
<b>21006.--.31.A</b> 1-10V	<b>21006.--.41.A</b> 1-10V
<b>21006.--.31.D</b> DALI	<b>21006.--.41.D</b> DALI

**2 x 26W LED 2 x 3600 lm CRI > 85** (≥ 95 upon request )  
 2 x 18° ^  
 220÷240V 50/60 Hz  
 alimentatore elettronico incluso  
*electronic driver included*



<b>21002.--.31</b>	<b>21002.--.41</b>
<b>21002.--.31.A</b> 1-10V	<b>21002.--.41.A</b> 1-10V
<b>21002.--.31.D</b> DALI	<b>21002.--.41.D</b> DALI

**2 x 26W LED 2 x 3600 lm CRI > 85** (≥ 95 upon request )  
 2 x 50° ^  
 220÷240V 50/60 Hz  
 alimentatore elettronico incluso  
*electronic driver included*



**21022.--**  
**HAL / RETROFIT LED G53 12V**  
 10°/24°/60° ^  
 220÷240V 50/60 Hz  
 trasformatore elettronico incluso  
*electronic ballast included*

## ACCESSORI / ACCESSORIES



**20481.79**  
 Diffusore acidato  
*Acid diffuser*



**21084.01**  
 Vetro bianco  
*White glass*



**20482.00**  
 Schermo antiabbagliamento  
 a nido d'ape  
*Honeycomb anti-dazzle screen*



**21084.22**  
 Vetro nero  
*Black glass*

Colore standard 1 settimana  
*Standard color 1 week*

○ **.01** Bianco  
*White (matt)*

Colore su richiesta 2 settimane  
*Upon request color 2 weeks*

● **.19** Grigio argento  
*Silver grey (matt)*  
 ● **.22** Nero  
*Black (matt)*  
 ● **.45** Ruggine  
*Rust*

Colore speciale su richiesta 4/6 settimane  
*Upon request color 4/6 weeks*


● **.30** Effetto rovere sbiancato  
*Whitened oak effect*  
 ● **.32** Effetto noce  
*Walnut effect*  
 ● **.33** Effetto wengè  
*Wengè effect*  
 ● **.43** Effetto cemento  
*Concrete effect*  
 ● **.51** Effetto fibra di carbonio  
*Carbon fiber effect*

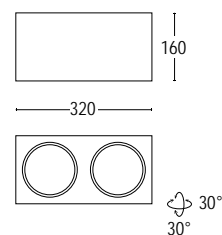
Consultare il sito web per i dati aggiornati. *Refer to the website for the latest updated information*


# BOX 2C OR SQ 2L

IP20 - Classe I - CE / F



	3000K	4000K	North America
	<b>21010.--.35</b> <b>21010.--.35.A</b> 0-10V	<b>21010.--.45</b> <b>21010.--.45.A</b> 0-10V	
	<b>2 x 18W LED 2 x 2700 lm CRI &gt; 85</b> (≥ 95 upon request ) 2 x 18° ^ 120V 60 Hz alimentatore elettronico incluso <i>electronic driver included</i>		



			North America
	<b>21026.--.35</b> <b>21026.--.35.A</b> 0-10V	<b>21026.--.45</b> <b>21026.--.45.A</b> 0-10V	
	<b>2 x 18W LED 2 x 2700 lm CRI &gt; 85</b> (≥ 95 upon request ) 2 x 50° ^ 120V 60 Hz alimentatore elettronico incluso <i>electronic driver included</i>		

Colore standard 1 settimana  
*Standard color 1 week*

 **.01** Bianco  
*White (matt)*

Colore su richiesta 2 settimane  
*Upon request color 2 weeks*

 **.19** Grigio argento  
*Silver grey (matt)*  
 **.22** Nero  
*Black (matt)*  
 **.45** Ruggine  
*Rust*

Colore speciale su richiesta 4/6 settimane  
*Upon request color 4/6 weeks*

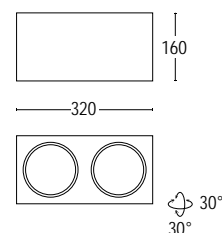
 **.30** Effetto rovere sbiancato  
*Whitened oak effect*  
 **.32** Effetto noce  
*Walnut effect*  
 **.33** Effetto wengè  
*Wengè effect*  
 **.43** Effetto cemento  
*Concrete effect*  
 **.51** Effetto fibra di carbonio  
*Carbon fiber effect*

# BOX 2C OR SQ 2L

IP20 - Classe I - CE / F



	3000K	4000K	North America
	<b>21006.---.35</b> <b>21006.---.35.A</b> 0-10V	<b>21006.---.45</b> <b>21006.---.45.A</b> 0-10V	
	<b>2 x 26W LED 2 x 3600 lm CRI &gt; 85</b> (≥ 95 upon request ) 2 x 18° ^ 120V 60 Hz alimentatore elettronico incluso <i>electronic driver included</i>		



			North America
	<b>21002.---.31</b> <b>21002.---.31.A</b> 0-10V	<b>21002.---.45</b> <b>21002.---.45.A</b> 0-10V	
	<b>2 x 26W LED 2 x 3600 lm CRI &gt; 85</b> (≥ 95 upon request ) 2 x 50° ^ 120V 60 Hz alimentatore elettronico incluso <i>electronic driver included</i>		

## ACCESSORI / ACCESSORIES



**20481.79**  
Diffusore acidato  
*Acid diffuser*



**21084.01**  
Vetro bianco  
*White glass*



**20482.00**  
Schermo antiabbagliamento  
a nido d'ape  
*Honeycomb anti-dazzle screen*



**21084.22**  
Vetro nero  
*Black glass*

Colore standard 1 settimana  
*Standard color 1 week*

○ **.01** Bianco  
*White (matt)*

Colore su richiesta 2 settimane  
*Upon request color 2 weeks*

● **.19** Grigio argento  
*Silver grey (matt)*  
● **.22** Nero  
*Black (matt)*  
● **.45** Ruggine  
*Rust*


Colore speciale su richiesta 4/6 settimane  
*Upon request color 4/6 weeks*

● **.30** Effetto rovere sbiancato  
*Whitened oak effect*  
● **.32** Effetto noce  
*Walnut effect*  
● **.33** Effetto wengè  
*Wengè effect*  
● **.43** Effetto cemento  
*Concrete effect*  
● **.51** Effetto fibra di carbonio  
*Carbon fiber effect*

Consultare il sito web per i dati aggiornati. *Refer to the website for the latest updated information*

# BOX 2C OR SQ 3L

IP20 - Classe I - CE / F



**3000K**

**4000K**



**21019.---31**

**21019.---31.A** 1-10V

**21019.---31.D** DALI

**21019.---41**

**21019.---41.A** 1-10V

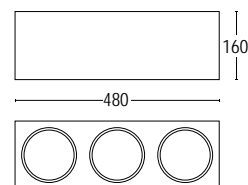
**21019.---41.D** DALI

**3 x 18W LED 3 x 2700 lm CRI > 85** ( ≥ 95 upon request )  
3 x 18° ^

220÷240V 50/60 Hz

alimentatore elettronico incluso

*electronic driver included*



30°  
30°



**21027.---31**

**21027.---31.A** 1-10V

**21027.---31.D** DALI

**21027.---41**

**21027.---41.A** 1-10V

**21027.---41.D** DALI

**3 x 18W LED 3 x 2700 lm CRI > 85** ( ≥ 95 upon request )  
3 x 50° ^

220÷240V 50/60 Hz

alimentatore elettronico incluso

*electronic driver included*

Colore standard 1 settimana  
*Standard color 1 week*

○ **.01** Bianco  
*White (matt)*

Colore su richiesta 2 settimane  
*Upon request color 2 weeks*

● **.19** Grigio argento  
*Silver grey (matt)*

● **.22** Nero  
*Black (matt)*

● **.45** Ruggine  
*Rust*

Colore speciale su richiesta 4/6 settimane  
*Upon request color 4/6 weeks*

● **.30** Effetto rovere sbiancato  
*Whitened oak effect*

● **.32** Effetto noce  
*Walnut effect*

● **.33** Effetto wengè  
*Wengè effect*

● **.43** Effetto cemento  
*Concrete effect*

● **.51** Effetto fibra di carbonio  
*Carbon fiber effect*

# BOX 2C OR SQ 3L

IP20 - Classe I - CE / F



**3000K**

**4000K**



**21007.--.31**

**21007.--.31.A** 1-10V

**21007.--.31.D** DALI

**21007.--.41**

**21007.--.41.A** 1-10V

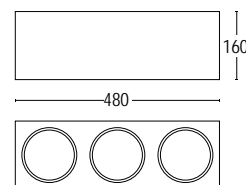
**21007.--.41.D** DALI

**3 x 26W LED 3 x 3600 lm CRI > 85** (≥ 95 upon request )  
3 x 18° ^

220÷240V 50/60 Hz

alimentatore elettronico incluso

*electronic driver included*



30°  
30°



**21003.--.31**

**21003.--.31.A** 1-10V

**21003.--.31.D** DALI

**21003.--.41**

**21003.--.41.A** 1-10V

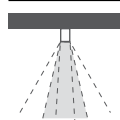
**21003.--.41.D** DALI

**3 x 26W LED 3 x 3600 lm CRI > 85** (≥ 95 upon request )  
3 x 50° ^

220÷240V 50/60 Hz

alimentatore elettronico incluso

*electronic driver included*



**21023.--**

**HAL / RETROFIT LED G53 12V**

10°/24°/60° ^

220÷240V 50/60 Hz

trasformatore elettronico incluso

*electronic ballast included*

## ACCESSORI / ACCESSORIES



**20481.79**

Diffusore acidato  
*Acid diffuser*



**21085.01**

Vetro bianco  
*White glass*



**20482.00**

Schermo antiabbagliamento  
a nido d'ape  
*Honeycomb anti-dazzle screen*



**21085.22**

Vetro nero  
*Black glass*

Colore standard 1 settimana  
*Standard color 1 week*

○ **.01** Bianco  
*White (matt)*

Colore su richiesta 2 settimane  
*Upon request color 2 weeks*

● **.19** Grigio argento  
*Silver grey (matt)*  
● **.22** Nero  
*Black (matt)*  
● **.45** Ruggine  
*Rust*


Colore speciale su richiesta 4/6 settimane  
*Upon request color 4/6 weeks*

● **.30** Effetto rovere sbiancato  
*Whitened oak effect*  
● **.32** Effetto noce  
*Walnut effect*  
● **.33** Effetto wengè  
*Wengè effect*  
● **.43** Effetto cemento  
*Concrete effect*  
● **.51** Effetto fibra di carbonio  
*Carbon fiber effect*

Consultare il sito web per i dati aggiornati. *Refer to the website for the latest updated information*

# BOX 2C OR SQ 4L

IP20 - Classe I - CE / F



**3000K**

**4000K**



**21020.---.31**

**21020.---.31.A** 1-10V

**21020.---.31.D** DALI

**21020.---.41**

**21020.---.41.A** 1-10V

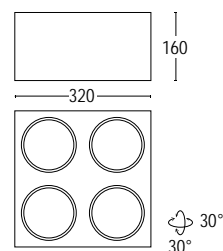
**21020.---.41.D** DALI

**4 x 18W LED 4 x 2700 lm CRI > 85** (≥ 95 upon request )  
4 x 18° ^

220÷240V 50/60 Hz

alimentatore elettronico incluso

*electronic driver included*



**21028.---.31**

**21028.---.31.A** 1-10V

**21028.---.31.D** DALI

**21028.---.41**

**21028.---.41.A** 1-10V

**21028.---.41.D** DALI

**4 x 18W LED 4 x 2700 lm CRI > 85** (≥ 95 upon request )  
4 x 50° ^

220÷240V 50/60 Hz

alimentatore elettronico incluso

*electronic driver included*

Colore standard 1 settimana  
*Standard color 1 week*

○ **.01** Bianco  
*White (matt)*

Colore su richiesta 2 settimane  
*Upon request color 2 weeks*

● **.19** Grigio argento  
*Silver grey (matt)*

● **.22** Nero  
*Black (matt)*

● **.45** Ruggine  
*Rust*

Colore speciale su richiesta 4/6 settimane  
*Upon request color 4/6 weeks*

● **.30** Effetto rovere sbiancato  
*Whitened oak effect*

● **.32** Effetto noce  
*Walnut effect*

● **.33** Effetto wengè  
*Wengè effect*


● **.43** Effetto cemento  
*Concrete effect*

● **.51** Effetto fibra di carbonio  
*Carbon fiber effect*



# BOX 2C OR SQ 4L

IP20 - Classe I - CE / F



**3000K**

**4000K**



**21008.--.31**

**21008.--.31.A** 1-10V

**21008.--.31.D** DALI

**21008.--.41**

**21008.--.41.A** 1-10V

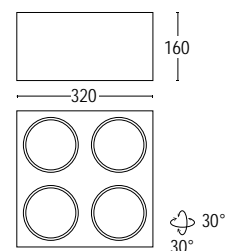
**21008.--.41.D** DALI

**4 x 26W LED 4 x 3600 lm CRI > 85** (≥ 95 upon request )  
4 x 18° ^

220÷240V 50/60 Hz

alimentatore elettronico incluso

*electronic driver included*



**21004.--.31**

**21004.--.31.A** 1-10V

**21004.--.31.D** DALI

**21004.--.41**

**21004.--.41.A** 1-10V

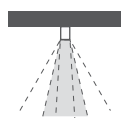
**21004.--.41.D** DALI

**4 x 26W LED 4 x 3600 lm CRI > 85** (≥ 95 upon request )  
4 x 50° ^

220÷240V 50/60 Hz

alimentatore elettronico incluso

*electronic driver included*



**21024.--**

**HAL / RETROFIT LED G53 12V**

10°/24°/60° ^

220÷240V 50/60 Hz

trasformatore elettronico incluso

*electronic ballast included*

## ACCESSORI / ACCESSORIES



**20481.79**

Diffusore acidato  
*Acid diffuser*



**21086.01**

Vetro bianco  
*White glass*



**20482.00**

Schermo antiabbagliamento  
a nido d'ape  
*Honeycomb anti-dazzle screen*



**21086.22**

Vetro nero  
*Black glass*

Colore standard 1 settimana  
*Standard color 1 week*

○ **.01** Bianco  
*White (matt)*

Colore su richiesta 2 settimane  
*Upon request color 2 weeks*

● **.19** Grigio argento  
*Silver grey (matt)*

● **.22** Nero  
*Black (matt)*

● **.45** Ruggine  
*Rust*

Colore speciale su richiesta 4/6 settimane  
*Upon request color 4/6 weeks*

● **.30** Effetto rovere sbiancato  
*Whitened oak effect*

● **.32** Effetto noce  
*Walnut effect*

● **.33** Effetto wengè  
*Wengè effect*

● **.43** Effetto cemento  
*Concrete effect*

● **.51** Effetto fibra di carbonio  
*Carbon fiber effect*

Consultare il sito web per i dati aggiornati. *Refer to the website for the latest updated information*

# STELO C

design Lucitalia






Lampada a soffitto dal design essenziale a luce diretta. Regolarità e semplicità sono le parole chiave di questo apparecchio. La purezza incontaminata del corpo illuminante si presta perfettamente a creare delle composizioni con questa lampada, grazie alle diverse lunghezze e dimensioni in cui essa è disponibile. Le molteplici finiture materiche disponibili lo rendono inoltre versatile in diversi contesti; Stelo diventa infatti un elemento dal design raffinato per sale da pranzo, spazi commerciali, o luoghi d'accoglienza. Per una maggiore versatilità l'apparecchio dispone inoltre di due tipologie di ottiche: concentrante o diffusa, garantendo la perfetta illuminazione degli ambienti in cui viene inserito.

*Ceiling luminaire with essential design and direct light emission. Its simple design allows for various installations including residential spaces, contract environments and executive headquarters. The uncontaminated purity of the design lends perfectly to creating compositions with multiple lamps, thanks to the various lengths and sizes it is available in. Concentrated or diffused optics available, furthering its versatility.*





# STELO C



# STELO 0C 30

IP40 - Classe I - CE / F



3000K

4000K

23101.--.31

23101.--.41



**6W LED 800 lm CRI > 85**

24° ^

220÷240V 50/60 Hz

alimentatore elettronico incluso

*electronic driver included*



23102.--.31

23102.--.41



**6W LED 800 lm CRI > 85**

60° ^

220÷240V 50/60 Hz

alimentatore elettronico incluso

*electronic driver included*

Colore standard 1 settimana  
*Standard color 1 week*

○ **.01** Bianco  
*White (matt)*

Colore su richiesta 2 settimane  
*Upon request color 2 weeks*

● **.19** Grigio argento  
*Silver grey (matt)*

● **.22** Nero  
*Black (matt)*

● **.45** Ruggine  
*Rust*

Colore speciale su richiesta 4/6 settimane  
*Upon request color 4/6 weeks*

● **.27** Nero - oro  
*Black - gold*

● **.25** Bianco - oro  
*White - gold*

● **.72** Nero - rosso  
*Black - red*

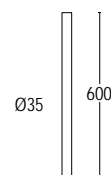
● **.71** Bianco - rosso  
*White - red*

# STELO C



# STELO 0C 60

IP40 - Classe I - CE / F



**3000K**

**4000K**

**23103.--.31**

**23103.--.41**



**6W LED 800 lm CRI > 85**

24° ^

220÷240V 50/60 Hz

alimentatore elettronico incluso

*electronic driver included*

**23104.--.31**

**23104.--.41**



**6W LED 800 lm CRI > 85**

60° ^

220÷240V 50/60 Hz

alimentatore elettronico incluso

*electronic driver included*

Colore standard 1 settimana  
*Standard color 1 week*

○ **.01** Bianco  
*White (matt)*

Colore su richiesta 2 settimane  
*Upon request color 2 weeks*

● **.19** Grigio argento  
*Silver grey (matt)*

● **.22** Nero  
*Black (matt)*

● **.45** Ruggine  
*Rust*

Colore speciale su richiesta 4/6 settimane  
*Upon request color 4/6 weekss*

● **.27** Nero - oro  
*Black - gold*

● **.25** Bianco - oro  
*White - gold*


● **.72** Nero - rosso  
*Black - red*

● **.71** Bianco - rosso  
*White - red*


# STELO 1C 30

IP40 - Classe I - CE / F



	3000K	4000K
	<b>23110.--.31</b> <b>23110.--.31.A</b> 1-10V <b>23110.--.31.D</b> DALI	<b>23110.--.41</b> <b>23110.--.41.A</b> 1-10V <b>23110.--.41.D</b> DALI
	<b>12W LED 1800 lm CRI &gt; 85</b> 20° ^ 220÷240V 50/60 Hz alimentatore elettronico incluso <i>electronic driver included</i>	



	3000K	4000K
	<b>23111.--.31</b> <b>23111.--.31.A</b> 1-10V <b>23111.--.31.D</b> DALI	<b>23111.--.41</b> <b>23111.--.41.A</b> 1-10V <b>23111.--.41.D</b> DALI
	<b>12W LED 1800 lm CRI &gt; 85</b> 40° ^ 220÷240V 50/60 Hz alimentatore elettronico incluso <i>electronic driver included</i>	

Colore standard 1 settimana  
Standard color 1 week

 **.01** Bianco  
White (matt)


Colore su richiesta 2 settimane  
Upon request color 2 weeks


 **.19** Grigio argento  
Silver grey (matt)


 **.22** Nero  
Black (matt)


 **.45** Ruggine  
Rust

Colore speciale su richiesta 4/6 settimane  
Upon request color 4/6 weeks

 **.27** Nero - oro  
Black - gold

 **.25** Bianco - oro  
White - gold

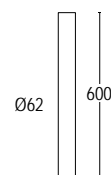
 **.72** Nero - rosso  
Black - red

 **.71** Bianco - rosso  
White - red



# STELO 1C 60

IP40 - Classe I - CE / F



**3000K**

**4000K**



3000K	4000K
<b>23112.--.31</b>	<b>23112.--.41</b>
<b>23112.--.31.A</b> 1-10V	<b>23112.--.41.A</b> 1-10V
<b>23112.--.31.D</b> DALI	<b>23112.--.41.D</b> DALI

**12W LED 1800 lm CRI > 85**  
 20° ^  
 220÷240V 50/60 Hz  
 alimentatore elettronico incluso  
*electronic driver included*



3000K	4000K
<b>23113.--.31</b>	<b>23113.--.41</b>
<b>23113.--.31.A</b> 1-10V	<b>23113.--.41.A</b> 1-10V
<b>23113.--.31.D</b> DALI	<b>23113.--.41.D</b> DALI

**12W LED 1800 lm CRI > 85**  
 40° ^  
 220÷240V 50/60 Hz  
 alimentatore elettronico incluso  
*electronic driver included*

Colore standard 1 settimana  
*Standard color 1 week*

○ **.01** Bianco  
*White (matt)*

Colore su richiesta 2 settimane  
*Upon request color 2 weeks*

● **.19** Grigio argento  
*Silver grey (matt)*  
 ● **.22** Nero  
*Black (matt)*  
 ● **.45** Ruggine  
*Rust*

Colore speciale su richiesta 4/6 settimane  
*Upon request color 4/6 weeks*

● **.27** Nero - oro  
*Black - gold*  
 ● **.25** Bianco - oro  
*White - gold*  
 ● **.72** Nero - rosso  
*Black - red*  
 ● **.71** Bianco - rosso  
*White - red*

# STELO 2C 30

IP40 - Classe I - CE / F



**3000K**

**4000K**



3000K	4000K
<b>23120.--.31</b>	<b>23120.--.41</b>
<b>23120.--.31.A</b> 1-10V	<b>23120.--.41.A</b> 1-10V
<b>23120.--.31.D</b> DALI	<b>23120.--.41.D</b> DALI

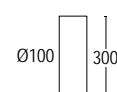
**18W LED 2700 lm CRI > 85**

20° ^

220÷240V 50/60 Hz

alimentatore elettronico incluso

*electronic driver included*



3000K	4000K
<b>23121.--.31</b>	<b>23121.--.41</b>
<b>23121.--.31.A</b> 1-10V	<b>23121.--.41.A</b> 1-10V
<b>23121.--.31.D</b> DALI	<b>23121.--.41.D</b> DALI

**18W LED 2700 lm CRI > 85**

40° ^

220÷240V 50/60 Hz

alimentatore elettronico incluso

*electronic driver included*

Colore standard 1 settimana  
Standard color 1 week

○ **.01** Bianco  
White (matt)

Colore su richiesta 2 settimane  
Upon request color 2 weeks

● **.19** Grigio argento  
Silver grey (matt)

● **.22** Nero  
Black (matt)

● **.45** Ruggine  
Rust

Colore speciale su richiesta 4/6 settimane  
Upon request color 4/6 weeks

● **.27** Nero - oro  
Black - gold

● **.25** Bianco - oro  
White - gold

● **.72** Nero - rosso  
Black - red

● **.71** Bianco - rosso  
White - red

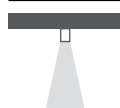
# STELO 2C 60

IP40 - Classe I - CE / F



**3000K**

**4000K**



**23122.--.31**

**23122.--.31.A** 1-10V

**23122.--.31.D** DALI

**23122.--.41**

**23122.--.41.A** 1-10V

**23122.--.41.D** DALI

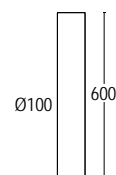
**18W LED 2700 lm CRI > 85**

20° ^

220÷240V 50/60 Hz

alimentatore elettronico incluso

*electronic driver included*



**23123.--.31**

**23123.--.31.A** 1-10V

**23123.--.31.D** DALI

**23123.--.41**

**23123.--.41.A** 1-10V

**23123.--.41.D** DALI

**18W LED 2700 lm CRI > 85**

40° ^

220÷240V 50/60 Hz

alimentatore elettronico incluso

*electronic driver included*

Colore standard 1 settimana  
Standard color 1 week

○ **.01** Bianco  
White (matt)

Colore su richiesta 2 settimane  
Upon request color 2 weeks

● **.19** Grigio argento  
Silver grey (matt)

● **.22** Nero  
Black (matt)

● **.45** Ruggine  
Rust

Colore speciale su richiesta 4/6 settimane  
Upon request color 4/6 weeks

● **.27** Nero - oro  
Black - gold

● **.25** Bianco - oro  
White - gold

● **.72** Nero - rosso  
Black - red

● **.71** Bianco - rosso  
White - red

# DRUM C

design Lucitalia



Lampada a plafone con emissione di luce diretta. La perfezione geometrica conferita dalla circolarità di questo apparecchio, unita alla semplicità del corpo illuminante consentono varie possibilità di installazione: singola in contesti residenziali, modulare in luoghi di accoglienza quali hall di alberghi o ampi spazi commerciali. Il comfort visivo generato da questo apparecchio è garantito dalla presenza del diffusore opalino che chiude il corpo della lampada, emettendo una luce morbida ma dalle elevate prestazioni. Le molteplici finiture materiche disponibili lo rendono versatile in diversi contesti.

*Ceiling luminaire with direct light emission. The geometric perfection of the design along with its simple lines allow for various installations including residential spaces, contract environments and executive headquarters. Opal diffuser delivers high quality diffused light.*





# DRUM C





**3000K**

**4000K**



**26701---31**

**26701---31.A** 1-10V

**26701---31.D** DALI

**26701---41**

**26701---41.A** 1-10V

**26701---41.D** DALI

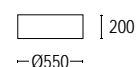
**30W LED 4800 lm CRI > 85**

110° ^

220±240V 50/60 Hz

alimentatore elettronico incluso

*electronic driver included*



## North America



**26701---35**

**26701---35.A** 0-10V

**26701---35.D** DALI

**26701---45**

**26701---45.A** 0-10V

**26701---45.D** DALI

**30W LED 4800 lm CRI > 85**

110° ^

120V 60 Hz

alimentatore elettronico incluso

*electronic driver included*

Colore standard 1 settimana  
Standard color 1 week

○ **.01** Bianco  
White (matt)

Colore su richiesta 2 settimane  
Upon request color 2 weeks

● **.19** Grigio argento  
Silver grey (matt)

● **.22** Nero  
Black (matt)

● **.45** Ruggine  
Rust

Colore speciale su richiesta 4/6 settimane  
Upon request color 4/6 weeks

● **.30** Effetto rovere sbiancato  
Whitened oak effect

● **.32** Effetto noce  
Walnut effect

● **.33** Effetto wengè  
Wengè effect

● **.43** Effetto cemento  
Concrete effect

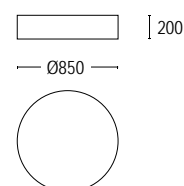
● **.51** Effetto fibra di carbonio  
Carbon fiber effect

# DRUM 1C

IP40 - Classe I - CE / F



	3000K	4000K
	<b>26705.--.31</b>	<b>26705.--.41</b>
	<b>26705.--.31.A</b> 1-10V	<b>26705.--.41.A</b> 1-10V
	<b>26705.--.31.D</b> DALI	<b>26705.--.41.D</b> DALI
<b>60W LED 10000 lm CRI &gt; 85</b> 110° ^ 220÷240V 50/60 Hz alimentatore elettronico incluso <i>electronic driver included</i>		



## North America

	<b>26705.--.35</b>	<b>26705.--.45</b>
	<b>26705.--.35.A</b> 0-10V	<b>26705.--.45.A</b> 0-10V
	<b>26705.--.35.D</b> DALI	<b>26705.--.45.D</b> DALI
<b>60W LED 10000 lm CRI &gt; 85</b> 110° ^ 120V 60 Hz alimentatore elettronico incluso <i>electronic driver included</i>		

Colore standard 1 settimana  
Standard color 1 week

**.01** Bianco  
White (matt)

Colore su richiesta 2 settimane  
Upon request color 2 weeks

**.19** Grigio argento  
Silver grey (matt)

**.22** Nero  
Black (matt)

**.45** Ruggine  
Rust

Colore speciale su richiesta 4/6 settimane  
Upon request color 4/6 weeks

**.30** Effetto rovere sbiancato  
Whitened oak effect

**.32** Effetto noce  
Walnut effect

**.33** Effetto wengè  
Wengè effect

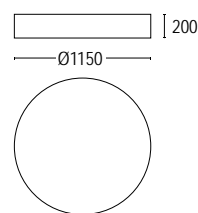
**.43** Effetto cemento  
Concrete effect

**.51** Effetto fibra di carbonio  
Carbon fiber effect



# DRUM 2C

IP40 - Classe I - CE / F



**3000K**

**4000K**



3000K	4000K
<b>26710.--.31</b>	<b>26710.--.41</b>
<b>26710.--.31.A</b> 1-10V	<b>26710.--.41.A</b> 1-10V
<b>26710.--.31.D</b> DALI	<b>26710.--.41.D</b> DALI

**108W LED 18000 lm CRI > 85**

110° ^

220÷240V 50/60 Hz

alimentatore elettronico incluso

*electronic driver included*

**North America**



3000K	4000K
<b>26710.--.35</b>	<b>26710.--.45</b>
<b>26710.--.35.A</b> 0-10V	<b>26710.--.45.A</b> 0-10V
<b>26710.--.35.D</b> DALI	<b>26710.--.45.D</b> DALI

**108W LED 18000 lm CRI > 85**

110° ^

120V60 Hz

alimentatore elettronico incluso

*electronic driver included*

Colore standard 1 settimana  
*Standard color 1 week*

○ **.01** Bianco  
*White (matt)*

Colore su richiesta 2 settimane  
*Upon request color 2 weeks*

● **.19** Grigio argento  
*Silver grey (matt)*

● **.22** Nero  
*Black (matt)*

● **.45** Ruggine  
*Rust*

Colore speciale su richiesta 4/6 settimane  
*Upon request color 4/6 weeks*

● **.30** Effetto rovere sbiancato  
*Whitened oak effect*

● **.32** Effetto noce  
*Walnut effect*

● **.33** Effetto wengè  
*Wengè effect*

● **.43** Effetto cemento  
*Concrete effect*

● **.51** Effetto fibra di carbonio  
*Carbon fiber effect*

per cod. 26710 disponibile da: estate 2018

*for cod. 26710 available from: summer 2018*

# KING

design Lucitalia



Apparecchio a soffitto dalla raffinata eleganza. Tre steli cilindrici racchiudono un sistema ottico che proietta un'emissione simmetrica e straordinariamente omogenea della luce. La lampada si presta particolarmente ad impreziosire ambienti quali hotel, resort, uffici, retails.

*Ceiling Fixture with refined elegance. Three optical systems that allow a symmetrical and extraordinarily homogeneous emission of light. Suitable for installation such as hotels, resorts, offices and retails.*





FUSIO-DOSE

Color chart and product information for FUSIO-DOSE hair products.



# KING



# KING 40

IP40 - Classe I - CE / F



## 3000K

## 4000K



<b>26302.--.31</b>	<b>26302.--.41</b>
<b>26302.--.31.A</b> 1-10V	<b>26302.--.41.A</b> 1-10V
<b>26302.--.31.D</b> DALI	<b>26302.--.41.D</b> DALI

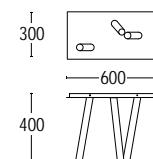
**3 x 6W LED 3 x 650 lm CRI > 85**

60° ^

220÷240V 50/60 Hz

alimentatore elettronico incluso

*electronic driver included*



## North America



<b>26302.--.35</b>	<b>26302.--.45</b>
<b>26302.--.35.A</b> 0-10V	<b>26302.--.45.A</b> 0-10V
<b>26302.--.35.D</b> DALI	<b>26302.--.45.D</b> DALI

**3 x 6W LED 3 x 650 lm CRI > 85**

60° ^

120V 60 Hz

alimentatore elettronico incluso

*electronic driver included*

Colore standard 1 settimana  
*Standard color 1 week*

○ **.01** Bianco  
*White (matt)*

Colore su richiesta 2 settimane  
*Upon request color 2 weeks*

● **.19** Grigio argento  
*Silver grey (matt)*

● **.22** Nero  
*Black (matt)*

● **.45** Ruggine  
*Rust*

# KING



# KING 80

IP40 - Classe I - CE / F



## 3000K

## 4000K



**26301.---.31**  
**26301.---.31.A** 1-10V  
**26301.---.31.D** DALI

**26301.---.41**  
**26301.---.41.A** 1-10V  
**26301.---.41.D** DALI

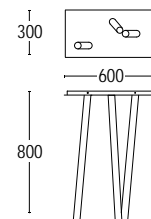
**3 x 6W LED 3 x 650 lm CRI > 85**

60° ^

220÷240V 50/60 Hz

alimentatore elettronico incluso

*electronic driver included*



## North America



**26301.---.35**  
**26301.---.35.A** 0-10V  
**26301.---.35.D** DALI

**26301.---.45**  
**26301.---.45.A** 0-10V  
**26301.---.45.D** DALI

**3 x 6W LED 3 x 650 lm CRI > 85**

60° ^

120V 60 Hz

alimentatore elettronico incluso

*electronic driver included*

Colore standard 1 settimana  
*Standard color 1 week*

○ **.01** Bianco  
*White (matt)*

Colore su richiesta 2 settimane  
*Upon request color 2 weeks*

● **.19** Grigio argento  
*Silver grey (matt)*

● **.22** Nero  
*Black (matt)*

● **.45** Ruggine  
*Rust*

# BAAR C

design Serge & Robert Cornelissen



Lampada lineare dal design raffinato. La parabola racchiusa all'interno del corpo illuminante consente un'emissione simmetrica downlight dalla straordinaria omogeneità. Adatta a varie tipologie di ambienti, quali: hotel, resort, uffici o residenze private.

*Ceiling linear luminaires with refined elegance. The reflector delivers extraordinarily homogeneous symmetrical downward emission. Suitable for environments such as hotels, resorts, offices or private residences. Polycarbonate diffuser.*







# BAAR C



# BAAR C 90 / 150

IP40 - Classe I - CE / F



**3000K**

**4000K**



3000K	4000K
<b>23902.--.31</b>	<b>23902.--.41</b>
<b>23902.--.31.A</b> 1-10V	<b>23902.--.41.A</b> 1-10V
<b>23902.--.31.D</b> DALI	<b>23902.--.41.D</b> DALI

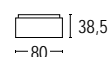
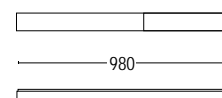
**36W LED 4500 lm CRI > 85**

80° ^

220÷240V 50/60 Hz

alimentatore elettronico incluso

*electronic driver included*



3000K	4000K
<b>23905.--.31</b>	<b>23905.--.41</b>
<b>23905.--.31.A</b> 1-10V	<b>23905.--.41.A</b> 1-10V
<b>23905.--.31.D</b> DALI	<b>23905.--.41.D</b> DALI

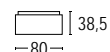
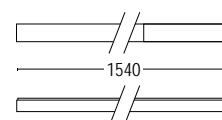
**72W LED 9120 lm CRI > 85**

80° ^

220÷240V 50/60 Hz

alimentatore elettronico incluso

*electronic driver included*



## ACCESSORI / ACCESSORIES



**23981.--**

Copertura nera compresa  
su richiesta colori speciali  
*Black cover included  
other colours upon request*

Colore standard 1 settimana  
*Standard color 1 week*

○ **.01** Bianco  
*White (matt)*

Colore su richiesta 2 settimane  
*Upon request color 2 weeks*

● **.19** Grigio argento  
*Silver grey (matt)*

● **.22** Nero  
*Black (matt)*

● **.45** Ruggine  
*Rust*

Colore speciale su richiesta 4/6 settimane  
*Upon request color 4/6 weeks*

● **.30** Effetto rovere sbiancato  
*Whitened oak effect*

● **.32** Effetto noce  
*Walnut effect*

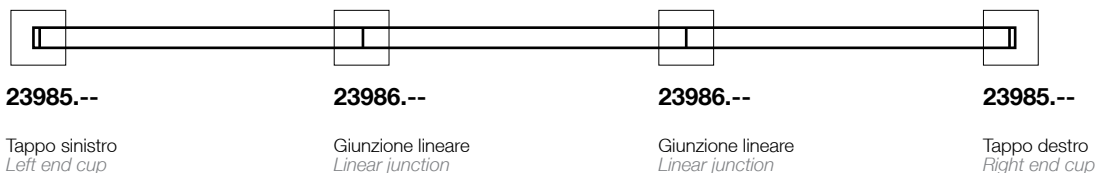
● **.33** Effetto wengè  
*Wengè effect*

● **.43** Effetto cemento  
*Concrete effect*

● **.51** Effetto fibra di carbonio  
*Carbon fiber effect*

per cod. 23901 disponibile da estate 2018  
*for cod. 23901 available from summer 2018*

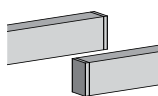
SCHEMA DI CONNESSIONE  
CONNECTION SCHEME



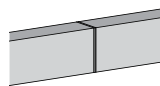
Combinazioni possibili  
*Possible combinations*



ACCESSORI / ACCESSORIES



**23985.--**  
Tappi SX / DX  
solo per cod. 23902 / 23905  
*DX / SX End cups*  
solo per cod. 23902 / 23905



**23986.--**  
Giunzione lineare  
solo per cod. 23902 / 23905  
*Linear junction*  
solo per cod. 23902 / 23905

Colore standard 1 settimana  
*Standard color 1 week*

○ **.01** Bianco  
*White (matt)*

Colore su richiesta 2 settimane  
*Upon request color 2 weeks*

● **.19** Grigio argento  
*Silver grey (matt)*  
● **.22** Nero  
*Black (matt)*  
● **.45** Ruggine  
*Rust*

Colore speciale su richiesta 4/6 settimane  
*Upon request color 4/6 weeks*

● **.30** Effetto rovere sbiancato  
*Whitened oak effect*  
● **.32** Effetto noce  
*Walnut effect*  
● **.33** Effetto wengè  
*Wengè effect*  
● **.43** Effetto cemento  
*Concrete effect*  
● **.51** Effetto fibra di carbonio  
*Carbon fiber effect*



### 3000K

### 4000K



<b>23908.--.31</b>	<b>23908.--.41</b>
<b>23908.--.31.A</b> 1-10V	<b>23908.--.41.A</b> 1-10V
<b>23908.--.31.D</b> DALI	<b>23908.--.41.D</b> DALI

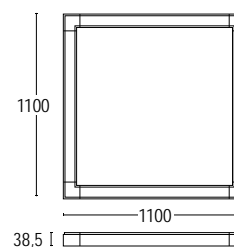
**4 x 36W LED 4 x 5000 lm CRI > 85**

80° ^

220÷240V 50/60 Hz

alimentatore elettronico incluso

*electronic driver included*



<b>23909.--.31</b>	<b>23909.--.41</b>
<b>23909.--.31.A</b> 1-10V	<b>23909.--.41.A</b> 1-10V
<b>23909.--.31.D</b> DALI	<b>23909.--.41.D</b> DALI

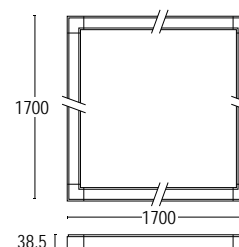
**4 x 65W LED 4 x 8400 lm CRI > 85**

80° ^

220÷240V 50/60 Hz

alimentatore elettronico incluso

*electronic driver included*



Colore standard 1 settimana  
*Standard color 1 week*

○ **.01** Bianco  
*White (matt)*

Colore su richiesta 2 settimane  
*Upon request color 2 weeks*

● **.19** Grigio argento  
*Silver grey (matt)*

● **.22** Nero  
*Black (matt)*

● **.45** Ruggine  
*Rust*

Colore speciale su richiesta 4/6 settimane  
*Upon request color 4/6 weeks*

● **.30** Effetto rovere sbiancato  
*Whitened oak effect*

● **.32** Effetto noce  
*Walnut effect*

● **.33** Effetto wengè  
*Wengè effect*


● **.43** Effetto cemento  
*Concrete effect*

● **.51** Effetto fibra di carbonio  
*Carbon fiber effect*

disponibile da: estate 2018  
*available from: summer 2018*

# TAXI 2C

design Asahara Sigeaki




Apparecchio lineare a soffitto a luce diretta. La regolarità e la semplicità del corpo illuminante consentono varie possibilità di installazione: singola in contesti residenziali, o modulare in ambienti contract o centri direzionali. Il comfort visivo generato da questo apparecchio è garantito dalla presenza del diffusore opalino che chiude il corpo della lampada, emettendo una luce morbida ma dalle elevate prestazioni. Le molteplici finiture materiche disponibili lo rendono versatile in diversi contesti.

*Linear is a ceiling luminaire made of die-cast/extruded aluminium, lacquered. Reclining fully swivelling lateral reflectors for direct and indirect lighting. Polycarbonate screens. Ceiling plate in technopolymer. Neutralizing support. Single ceiling or with a modular system which is best suited for office, headquarters and residences.*



# TAXI 2C







**3000K**

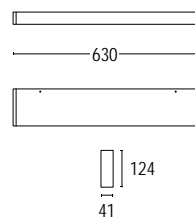
**4000K**

**22702.--.31**

**22702.--.41**



**18W LED 2200 lm CRI > 85**  
80° ^  
220÷240V 50/60 Hz  
alimentatore elettronico incluso  
*electronic driver included*

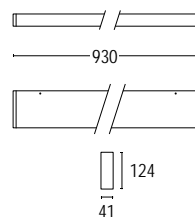


**22703.--.31**

**22703.--.41**



**27W LED 3400 lm CRI > 85**  
80° ^  
220÷240V 50/60 Hz  
alimentatore elettronico incluso  
*electronic driver included*

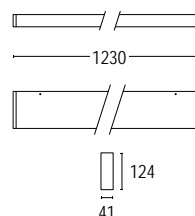


**22704.--.31**

**22704.--.41**



**36W LED 4500 lm CRI > 85**  
80° ^  
220÷240V 50/60 Hz  
alimentatore elettronico incluso  
*electronic driver included*

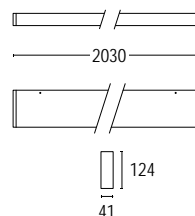


**22711.--.31**

**22711.--.41**



**63W LED 8000 lm CRI > 85**  
80° ^  
220÷240V 50/60 Hz  
alimentatore elettronico incluso  
*electronic driver included*



Colore standard 1 settimana  
*Standard color 1 week*

○ **.01** Bianco  
*White (matt)*

Colore su richiesta 2 settimane  
*Upon request color 2 weeks*

● **.19** Grigio argento  
*Silver grey (matt)*  
● **.22** Nero  
*Black (matt)*  
● **.45** Ruggine  
*Rust*

Colore speciale su richiesta 4/6 settimane  
*Upon request color 4/6 weeks*

● **.30** Effetto rovere sbiancato  
*Whitened oak effect* ● **.43** Effetto cemento  
*Concrete effect*  
● **.32** Effetto noce  
*Walnut effect* ● **.51** Effetto fibra di carbonio  
*Carbon fiber effect*  
● **.33** Effetto wengè  
*Wengè effect*

per cod. 22704-22711 disponibile da estate 2018  
*for cod. 22704-22711 available from summer 2018*

# TAXI 2C





**3000K**

**4000K**



**22707.--**

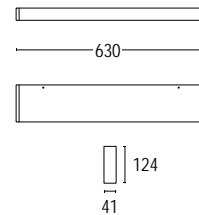
**24W T5 G5 1750 lm**

80° ^

220÷240V 50/60 Hz

alimentatore elettronico incluso

*electronic ballast included*



**22708.--**

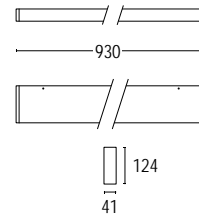
**39W T5 G5 3100 lm**

80° ^

220÷240V 50/60 Hz

alimentatore elettronico incluso

*electronic ballast included*



**22709.--**

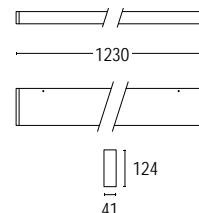
**54W T5 G5 4450 lm**

80° ^

220÷240V 50/60 Hz

alimentatore elettronico incluso

*electronic ballast included*



Colore standard 1 settimana  
*Standard color 1 week*

○ **.01** Bianco  
*White (matt)*

Colore su richiesta 2 settimane  
*Upon request color 2 weeks*

● **.19** Grigio argento  
*Silver grey (matt)*

● **.22** Nero  
*Black (matt)*

● **.45** Ruggine  
*Rust*

Colore speciale su richiesta 4/6 settimane  
*Upon request color 4/6 weeks*

● **.30** Effetto rovere sbiancato  
*Whitened oak effect*

● **.32** Effetto noce  
*Walnut effect*

● **.33** Effetto wengè  
*Wengè effect*

● **.43** Effetto cemento  
*Concrete effect*

● **.51** Effetto fibra di carbonio  
*Carbon fiber effect*

per cod. 22709 disponibile da: estate 2018  
*for cod. 2279 available from: summer 2018*

# STELO S

design Lucitalia


Stelo, lampada a sospensione dal design essenziale a luce diretta. Regolarità e semplicità sono le parole chiave di questo apparecchio. La purezza incontaminata del corpo illuminante si presta perfettamente a creare delle composizioni con questa lampada, grazie alle diverse lunghezze e dimensioni in cui essa è disponibile. Le molteplici finiture materiche disponibili lo rendono inoltre versatile in diversi contesti; Stelo diventa infatti un elemento dal design raffinato per sale da pranzo, spazi commerciali, o luoghi d'accoglienza. Per una maggiore versatilità l'apparecchio dispone inoltre di due tipologie di ottiche: concentrante o diffusa, garantendo la perfetta illuminazione degli ambienti in cui viene inserito.

*Suspension luminaire with essential design and direct light emission. Its simple design allows for various installations including residential spaces, contract environments and executive headquarters. The uncontaminated purity of the design lends perfectly to creating compositions with multiple lamps, thanks to the various lengths and sizes it is available in. Concentrated or diffused optics available, furthering its versatility.*





# STELO S



# STELO OS 30

IP40 - Classe I - CE / F



**3000K**

**4000K**

**23140.--.31**

**23140.--.41**



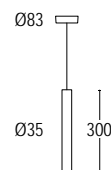
**6W LED 800 lm CRI > 85**

24° ^

220÷240V 50/60 Hz

alimentatore elettronico incluso

*electronic driver included*



**23141.--.31**

**23141.--.41**



**6W LED 800 lm CRI > 85**

60° ^

220÷240V 50/60 Hz

alimentatore elettronico incluso

*electronic driver included*

**North America**

**23140.--.35**

**23140.--.45**



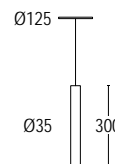
**6W LED 800 lm CRI > 85**

24° ^

120V 60 Hz

alimentatore elettronico incluso

*electronic driver included*



**North America**

**23141.--.35**

**23141.--.45**



**6W LED 800 lm CRI > 85**

60° ^

120V 60 Hz

alimentatore elettronico incluso

*electronic driver included*

Colore standard 1 settimana  
*Standard color 1 week*

○ **.01** Bianco  
*White (matt)*

Colore su richiesta 2 settimane  
*Upon request color 2 weeks*

● **.19** Grigio argento  
*Silver grey (matt)*

● **.22** Nero  
*Black (matt)*

● **.45** Ruggine  
*Rust*

Colore speciale su richiesta 4/6 settimane  
*Upon request color 4/6 weeks*

● **.27** Nero - oro  
*Black - gold*

● **.25** Bianco - oro  
*White - gold*

● **.72** Nero - rosso  
*Black - red*

● **.71** Bianco - rosso  
*White - red*

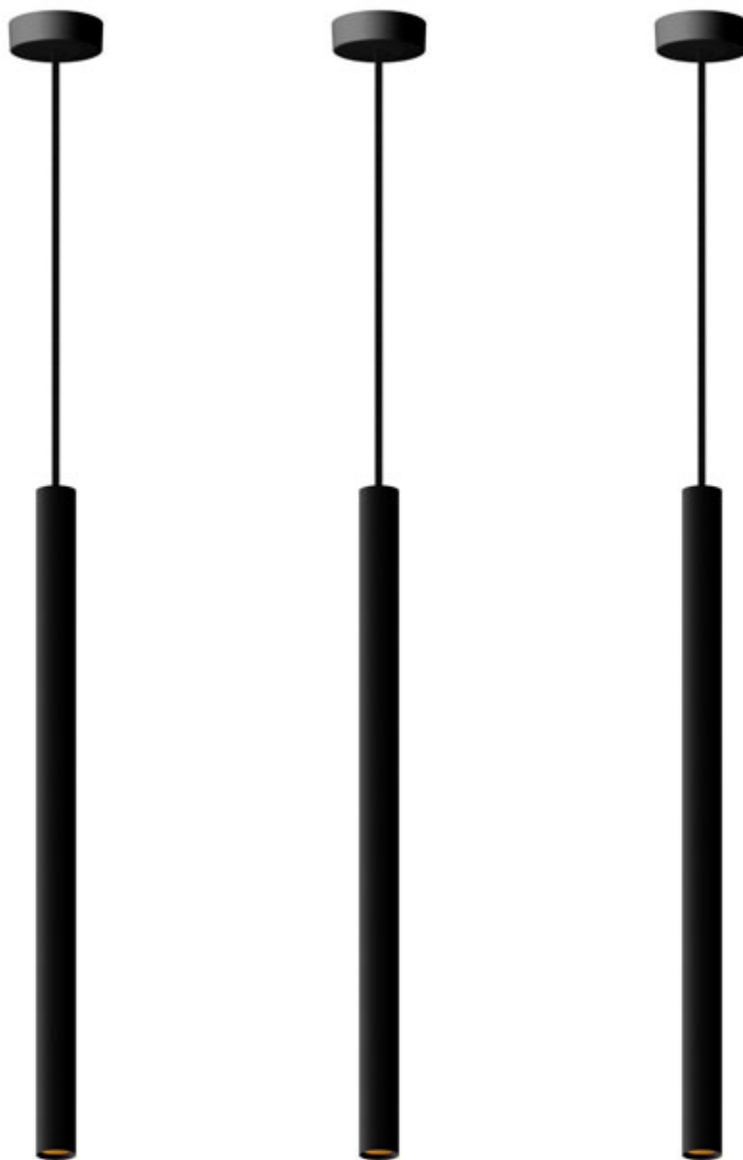
## CAVI COLORATI COLORED CABLES



Da ordinare contestualmente al prodotto  
*Cable must be ordered with the product*

**red**  
**orange**  
**yellow**  
**blue**  
**white**  
**black**

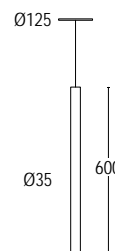
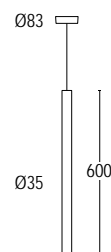
# STELO S





# STELO OS 60

IP40 - Classe I - CE / F



**3000K**

**4000K**

**23142.--.31**

**23142.--.41**



**6W LED 800 lm CRI > 85**

24° ^

220÷240V 50/60 Hz

alimentatore elettronico incluso

*electronic driver included*

**23143.--.31**

**23143.--.41**



**6W LED 800 lm CRI > 85**

60° ^

220÷240V 50/60 Hz

alimentatore elettronico incluso

*electronic driver included*

**North America**

**23142.--.35**

**23142.--.45**



**6W LED 800 lm CRI > 85**

24° ^

120V 60 Hz

alimentatore elettronico incluso

*electronic driver included*

**North America**

**23143.--.35**

**23143.--.45**



**6W LED 800 lm CRI > 85**

60° ^

120V 60 Hz

alimentatore elettronico incluso

*electronic driver included*

Colore standard 1 settimana  
*Standard color 1 week*

○ **.01** Bianco  
*White (matt)*

Colore su richiesta 2 settimane  
*Upon request color 2 weeks*

● **.19** Grigio argento  
*Silver grey (matt)*

● **.22** Nero  
*Black (matt)*

● **.45** Ruggine  
*Rust*

Colore speciale su richiesta 4/6 settimane  
*Upon request color 4/6 weeks*

● **.27** Nero - oro  
*Black - gold*

● **.25** Bianco - oro  
*White - gold*

● **.72** Nero - rosso  
*Black - red*

● **.71** Bianco - rosso  
*White - red*

## CAVI COLORATI COLORED CABLES



Da ordinare contestualmente al prodotto  
*Cable must be ordered with the product*

**red**  
**orange**  
**yellow**  
**blue**  
**white**  
**black**

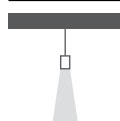
# STELO 1S 30

IP40 - Classe I - CE / F



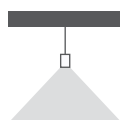
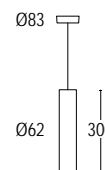
## 3000K

## 4000K



<b>23150.--.31</b>	<b>23150.--.41</b>
<b>23150.--.31.A</b> 1-10V	<b>23150.--.41.A</b> 1-10V
<b>23150.--.31.D</b> DALI	<b>23150.--.41.D</b> DALI

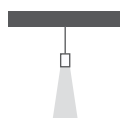
**12W LED 1800 lm CRI > 85**  
 20° ^  
 220÷240V 50/60 Hz  
 alimentatore elettronico incluso  
*electronic driver included*



<b>23151.--.31</b>	<b>23151.--.41</b>
<b>23151.--.31.A</b> 1-10V	<b>23151.--.41.A</b> 1-10V
<b>23151.--.31.D</b> DALI	<b>23151.--.41.D</b> DALI

**12W LED 1800 lm CRI > 85**  
 40° ^  
 220÷240V 50/60 Hz  
 alimentatore elettronico incluso  
*electronic driver included*

## North America



<b>23150.--.35</b>	<b>23150.--.45</b>
<b>23150.--.35.A</b> 0-10V	<b>23150.--.45.A</b> 0-10V
<b>23150.--.35.D</b> DALI	<b>23150.--.45.D</b> DALI

**12W LED 1800 lm CRI > 85**  
 20° ^  
 120V 60 Hz  
 alimentatore elettronico incluso  
*electronic driver included*



## North America



<b>23151.--.35</b>	<b>23151.--.45</b>
<b>23151.--.35.A</b> 0-10V	<b>23151.--.45.A</b> 0-10V
<b>23151.--.35.D</b> DALI	<b>23151.--.45.D</b> DALI

**12W LED 1800 lm CRI > 85**  
 40° ^  
 120V 60 Hz  
 alimentatore elettronico incluso  
*electronic driver included*

Colore standard 1 settimana  
*Standard color 1 week*

○ **.01** Bianco  
*White (matt)*

Colore su richiesta 2 settimane  
*Upon request color 2 weeks*

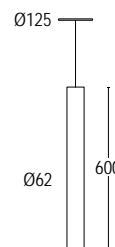
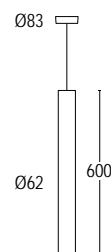
● **.19** Grigio argento  
*Silver grey (matt)*  
 ● **.22** Nero  
*Black (matt)*  
 ● **.45** Ruggine  
*Rust*

Colore speciale su richiesta 4/6 settimane  
*Upon request color 4/6 weeks*

● **.27** Nero - oro  
*Black - gold*  
 ● **.25** Bianco - oro  
*White - gold*  
 ● **.72** Nero - rosso  
*Black - red*  
 ● **.71** Bianco - rosso  
*White - red*

# STELO 1S 60

IP40 - Classe I - CE / F



## 3000K

## 4000K

	<b>23152.--.31</b>	<b>23152.--.41</b>
	<b>23152.--.31.A</b> 1-10V	<b>23152.--.41.A</b> 1-10V
	<b>23152.--.31.D</b> DALI	<b>23152.--.41.D</b> DALI

**12W LED 1800 lm CRI > 85**  
 20° ^  
 220÷240V 50/60 Hz  
 alimentatore elettronico incluso  
*electronic driver included*

	<b>23153.--.31</b>	<b>23153.--.41</b>
	<b>23153.--.31.A</b> 1-10V	<b>23153.--.41.A</b> 1-10V
	<b>23153.--.31.D</b> DALI	<b>23153.--.41.D</b> DALI

**12W LED 1800 lm CRI > 85**  
 40° ^  
 220÷240V 50/60 Hz  
 alimentatore elettronico incluso  
*electronic driver included*

### North America

	<b>23152.--.35</b>	<b>23152.--.45</b>
	<b>23152.--.35.A</b> 0-10V	<b>23152.--.45.A</b> 0-10V
	<b>23152.--.35.D</b> DALI	<b>23152.--.45.D</b> DALI

**12W LED 1800 lm CRI > 85**  
 20° ^  
 120V 60 Hz  
 alimentatore elettronico incluso  
*electronic driver included*

### North America

	<b>23153.--.35</b>	<b>23153.--.45</b>
	<b>23153.--.35.A</b> 0-10V	<b>23153.--.45.A</b> 0-10V
	<b>23153.--.35.D</b> DALI	<b>23153.--.45.D</b> DALI

**12W LED 1800 lm CRI > 85**  
 40° ^  
 120V 60 Hz  
 alimentatore elettronico incluso  
*electronic driver included*

Colore standard 1 settimana  
*Standard color 1 week*

○ **.01** Bianco  
*White (matt)*

Colore su richiesta 2 settimane  
*Upon request color 2 weeks*

● **.19** Grigio argento  
*Silver grey (matt)*

● **.22** Nero  
*Black (matt)*

● **.45** Ruggine  
*Rust*

Colore speciale su richiesta 4/6 settimane  
*Upon request color 4/6 weeks*

● **.27** Nero - oro  
*Black - gold*

● **.25** Bianco - oro  
*White - gold*

● **.72** Nero - rosso  
*Black - red*

● **.71** Bianco - rosso  
*White - red*

## CAVI COLORATI COLORED CABLES



Da ordinare contestualmente al prodotto  
*Cable must be ordered with the product*

**red**  
**orange**  
**yellow**  
**blue**  
**white**  
**black**

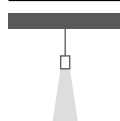
# STELO 2S 30

IP40 - Classe I - CE / F



## 3000K

## 4000K



**23160---31**  
**23160---31.A** 1-10V  
**23160---31.D** DALI

**23160---41**  
**23160---41.A** 1-10V  
**23160---41.D** DALI

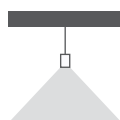
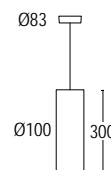
**18W LED 2700 lm CRI > 85**

20° ^

220÷240V 50/60 Hz

alimentatore elettronico incluso

*electronic driver included*



**23161---31**  
**23161---31.A** 1-10V  
**23161---31.D** DALI

**23161---41**  
**23161---41.A** 1-10V  
**23161---41.D** DALI

**18W LED 2700 lm CRI > 85**

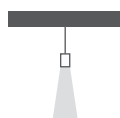
40° ^

220÷240V 50/60 Hz

alimentatore elettronico incluso

*electronic driver included*

### North America



**23160---35**  
**23160---35.A** 0-10V  
**23160---35.D** DALI

**23160---45**  
**23160---45.A** 0-10V  
**23160---45.D** DALI

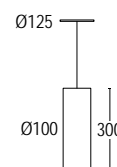
**18W LED 2700 lm CRI > 85**

20° ^

120V 60 Hz

alimentatore elettronico incluso

*electronic driver included*



### North America



**23161---35**  
**23161---35.A** 0-10V  
**23161---35.D** DALI

**23161---45**  
**23161---45.A** 0-10V  
**23161---45.D** DALI

**18W LED 2700 lm CRI > 85**

40° ^

120V 60 Hz

alimentatore elettronico incluso

*electronic driver included*

Colore standard 1 settimana  
*Standard color 1 week*

○ **.01** Bianco  
*White (matt)*

Colore su richiesta 2 settimane  
*Upon request color 2 weeks*

● **.19** Grigio argento  
*Silver grey (matt)*

● **.22** Nero  
*Black (matt)*

● **.45** Ruggine  
*Rust*

Colore speciale su richiesta 4/6 settimane  
*Upon request color 4/6 weeks*

● **.27** Nero - oro  
*Black - gold*

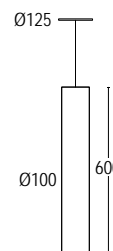
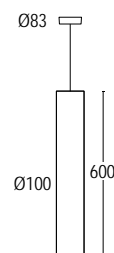
● **.25** Bianco - oro  
*White - gold*

● **.72** Nero - rosso  
*Black - red*

● **.71** Bianco - rosso  
*White - red*

# STELO 2S 60

IP40 - Classe I - CE / F



## 3000K

## 4000K

	<b>23162.--.31</b>	<b>23162.--.41</b>
	<b>23162.--.31.A</b> 1-10V	<b>23162.--.41.A</b> 1-10V
	<b>23162.--.31.D</b> DALI	<b>23162.--.41.D</b> DALI

**18W LED 2700 lm CRI > 85**  
 20° ^  
 220÷240V 50/60 Hz  
 alimentatore elettronico incluso  
*electronic driver included*

	<b>23163.--.31</b>	<b>23163.--.41</b>
	<b>23163.--.31.A</b> 1-10V	<b>23163.--.41.A</b> 1-10V
	<b>23163.--.31.D</b> DALI	<b>23163.--.41.D</b> DALI

**18W LED 2700 lm CRI > 85**  
 40° ^  
 220÷240V 50/60 Hz  
 alimentatore elettronico incluso  
*electronic driver included*

### North America

	<b>23162.--.35</b>	<b>23162.--.45</b>
	<b>23162.--.35.A</b> 0-10V	<b>23162.--.45.A</b> 0-10V
	<b>23162.--.35.D</b> DALI	<b>23162.--.45.D</b> DALI

**18W LED 2700 lm CRI > 85**  
 20° ^  
 120V 60 Hz  
 alimentatore elettronico incluso  
*electronic driver included*

### North America

	<b>23163.--.35</b>	<b>23163.--.45</b>
	<b>23163.--.35.A</b> 0-10V	<b>23163.--.45.A</b> 0-10V
	<b>23163.--.35.D</b> DALI	<b>23163.--.45.D</b> DALI

**18W LED 2700 lm CRI > 85**  
 40° ^  
 120V 60 Hz  
 alimentatore elettronico incluso  
*electronic driver included*

Colore standard 1 settimana  
*Standard color 1 week*

○ **.01** Bianco  
*White (matt)*

Colore su richiesta 2 settimane  
*Upon request color 2 weeks*

● **.19** Grigio argento  
*Silver grey (matt)*

● **.22** Nero  
*Black (matt)*

● **.45** Ruggine  
*Rust*

Colore speciale su richiesta 4/6 settimane  
*Upon request color 4/6 weeks*

● **.27** Nero - oro  
*Black - gold*

● **.25** Bianco - oro  
*White - gold*

● **.72** Nero - rosso  
*Black - red*

● **.71** Bianco - rosso  
*White - red*

## CAVI COLORATI COLORED CABLES



Da ordinare contestualmente al prodotto  
*Cable must be ordered with the product*

**red**  
**orange**  
**yellow**  
**blue**  
**white**  
**black**

# QUEEN S

design Serge & Robert Cornelissen



Lampada a sospensione dal design semplice e sinuoso, è sospesa tramite micro-cavo di acciaio inossidabile, che garantisce il perfetto bilanciamento del corpo lampada. Queen è disponibile in due versioni Queen 1S con diametro da  $\varnothing$  31 cm; Queen 2S con diametro da  $\varnothing$  51 cm, diverse dimensioni che rendono l'apparecchio versatile sia in contesti residenziali che in contesti contract.

*Design suspension lamp ideal for lighting all types of spaces. Body is in spun aluminum, Micro support cables in stainless steel give an airy quality to the suspension. A wide range of available finishes make it suitable for use in many different interiors.*



# QUEEN S





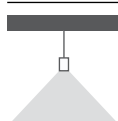
# QUEEN 1S

IP40 - Classe I - CE / F



## 3000K

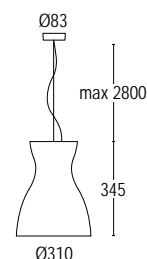
## 4000K



**21201.--.31**  
**21201.--.31.A** 1-10V  
**21201.--.31.D** DALI

**21201.--.41**  
**21201.--.41.A** 1-10V  
**21201.--.41.D** DALI

**32W LED 4500 lm CRI > 85** (≥ 95 upon request)  
 120° ^  
 220÷240V 50/60 Hz  
 alimentatore elettronico incluso  
*electronic driver included*



## 01254.--



**E27 GLL / QT32 / A60**  
 120° ^  
 220÷240V 50/60 Hz

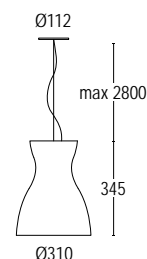
## North America



**21201.--.35**  
**21201.--.35.A** 0-10V  
**21201.--.35.D** DALI

**21201.--.45**  
**21201.--.45.A** 0-10V  
**21201.--.45.D** DALI

**32W LED 4500 lm CRI > 85** (≥ 95 upon request)  
 120° ^  
 120V 60 Hz  
 alimentatore elettronico incluso  
*electronic driver included*



## CAVI COLORATI COLORED CABLES



Da ordinare contestualmente al prodotto  
*Cable must be ordered with the product*

**red**  
**orange**  
**yellow**  
**blue**  
**white**  
**black**

Colore standard 1 settimana  
*Standard color 1 week*

○ **.01** Bianco  
*White (matt)*

Colore su richiesta 2 settimane  
*Upon request color 2 weeks*

● **.19** Grigio argento  
*Silver grey (matt)*  
 ● **.22** Nero  
*Black (matt)*  
 ● **.45** Ruggine  
*Rust*

Colore speciale su richiesta 4/6 settimane  
*Upon request color 4/6 weeks*

● **.27** Nero - oro  
*Black - gold*      ● **.51** Effetto fibra di carbonio  
*Carbon fiber effect*  
 ● **.25** Bianco - oro  
*White - gold*  
 ● **.72** Nero - rosso  
*Black - red*  
 ● **.71** Bianco - rosso  
*White - red*

# QUEEN S



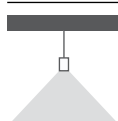
# QUEEN 2S

IP40 - Classe I - CE / F



## 3000K

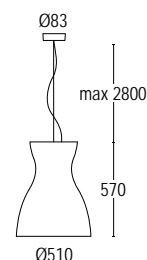
## 4000K



**21301.--.31**  
**21301.--.31.A** 1-10V  
**21301.--.31.D** DALI

**21301.--.41**  
**21301.--.41.A** 1-10V  
**21301.--.41.D** DALI

**62W LED 9300 lm CRI > 85** (≥ 95 upon request)  
 120° ^  
 220÷240V 50/60 Hz  
 alimentatore elettronico incluso  
*electronic driver included*



## 21307.--



**E27 GLL / QT32 / A60**  
 120° ^  
 220÷240V 50/60 Hz

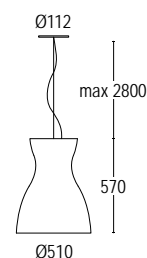
## North America



**21301.--.35**  
**21301.--.35.A** 0-10V  
**21301.--.35.D** DALI

**21301.--.45**  
**21301.--.45.A** 0-10V  
**21301.--.45.D** DALI

**62W LED 9300 lm CRI > 85** (≥ 95 upon request)  
 120° ^  
 120V 60 Hz  
 alimentatore elettronico incluso  
*electronic driver included*



## CAVI COLORATI COLORED CABLES



Da ordinare contestualmente al prodotto  
*Cable must be ordered with the product*

**red**  
**orange**  
**yellow**  
**blue**  
**white**  
**black**

Colore standard 1 settimana  
*Standard color 1 week*

○ **.01** Bianco  
*White (matt)*

Colore su richiesta 2 settimane  
*Upon request color 2 weeks*

● **.19** Grigio argento  
*Silver grey (matt)*  
 ● **.22** Nero  
*Black (matt)*  
 ● **.45** Ruggine  
*Rust*

Colore speciale su richiesta 4/6 settimane  
*Upon request color 4/6 weeks*

● **.27** Nero - oro  
*Black - gold*      ● **.51** Effetto fibra di carbonio  
*Carbon fiber effect*  
 ● **.25** Bianco - oro  
*White - gold*  
 ● **.72** Nero - rosso  
*Black - red*  
 ● **.71** Bianco - rosso  
*White - red*

# THIN THIN S

design Serge & Robert Cornelissen



Ispirato a forme organiche, Thin Thin è un apparecchio di design a sospensione, ideale per l'illuminazione professionale di spazi commerciali, residenziali, uffici e musei. Disponibile in diverse colorazioni, è inoltre completamente orientabile sugli assi verticale ed orizzontale per consentire la massima flessibilità di puntamento. Disponibile con ottica concentrante o diffusa.

*Inspired by organic shapes, Thin Thin is a design suspension for professional lighting in commercial, residential, office and museum spaces. Available in different colours and fully adjustable on vertical and horizontal axes to allow maximum pointing flexibility. Concentrated or diffused light emission optics available.*



## 3000K

## 4000K

**23720.--.31**  
**23720.--.31.A** 1-10V  
**23720.--.31.D** DALI

**23720.--.41**  
**23720.--.41.A** 1-10V  
**23720.--.41.D** DALI

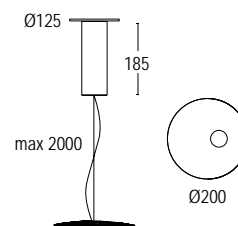
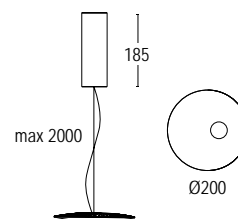
**18W LED 1920 lm CRI > 85**  
 24° ^  
 220÷240V 50/60 Hz  
 alimentatore elettronico incluso  
*electronic driver included*

## North America

**23720.--.35**  
**23720.--.35.A** 0-10V  
**23720.--.35.D** DALI

**23720.--.45**  
**23720.--.45.A** 0-10V  
**23720.--.45.D** DALI

**18W LED 1920 lm CRI > 85**  
 24° ^  
 120V 60 Hz  
 alimentatore elettronico incluso  
*electronic driver included*



Colore standard 1 settimana  
*Standard color 1 week*

○ **.01** Bianco  
*White (matt)*

Colore su richiesta 2 settimane  
*Upon request color 2 weeks*

● **.19** Grigio argento  
*Silver grey (matt)*  
 ● **.22** Nero  
*Black (matt)*  
 ● **.45** Ruggine  
*Rust*

# DRUM S

design Lucitalia



Lampada a sospensione con emissione di luce diretta. La perfezione geometrica conferita dalla circolarità di questo apparecchio, unita alla semplicità del corpo illuminante consentono varie possibilità di installazione: singola in contesti residenziali, modulare in luoghi di accoglienza quali hall di alberghi o ampi spazi commerciali. Il comfort visivo generato da questo apparecchio è garantito dalla presenza del diffusore opalino che chiude il corpo della lampada, emettendo una luce morbida ma dalle elevate prestazioni. Le molteplici finiture materiche disponibili lo rendono versatile in diversi contesti.

*Suspension luminaire with direct light emission. The geometric perfection of the design along with its simple lines allow for various installations including residential spaces, contract environments and executive headquarters. Opal diffuser delivers high quality diffused light.*





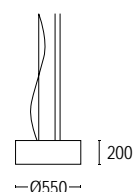
# DRUM S





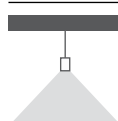
# DRUM OS

IP40 - Classe I - CE / F



## 3000K

## 4000K



**26715.--.31**

**26715.--.31.A** 1-10V

**26715.--.31.D** DALI

**26715.--.41**

**26715.--.41.A** 1-10V

**26715.--.41.D** DALI

**30W LED 4800 lm CRI > 85**

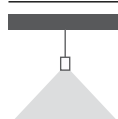
110° ^

220÷240V 50/60 Hz

alimentatore elettronico incluso

*electronic driver included*

## North America



**26715.--.35**

**26715.--.35.A** 0-10V

**26715.--.35.D** DALI

**26715.--.45**

**26715.--.45.A** 0-10V

**26715.--.45.D** DALI

**30W LED 4800 lm CRI > 85**

110° ^

120V 60 Hz

alimentatore elettronico incluso

*electronic driver included*

Colore standard 1 settimana  
Standard color 1 week

○ **.01** Bianco  
White (matt)

Colore su richiesta 2 settimane  
Upon request color 2 weeks

● **.19** Grigio argento  
Silver grey (matt)

● **.22** Nero  
Black (matt)

● **.45** Marrone  
Corten (matt)

Colore speciale su richiesta 4/6 settimane  
Upon request color 4/6 weeks

● **.30** Effetto rovere sbiancato  
Whitened oak effect

● **.32** Effetto noce  
Walnut effect

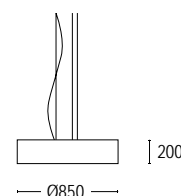
● **.33** Effetto wengè  
Wengè effect

● **.43** Effetto cemento  
Concrete effect

● **.51** Effetto fibra di carbonio  
Carbon fiber effect

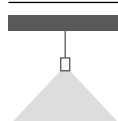
# DRUM 1S

IP40 - Classe I - CE / F



## 3000K

## 4000K



**26720---31**

**26720---31.A** 1-10V

**26720---31.D** DALI

**26720---41**

**26720---41.A** 1-10V

**26720---41.D** DALI

**60W LED 10000 lm CRI > 85**

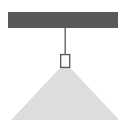
110° ^

220÷240V 50/60 Hz

alimentatore elettronico incluso

*electronic driver included*

## North America



**26720---35**

**26720---35.A** 0-10V

**26720---35.D** DALI

**26720---45**

**26720---45.A** 0-10V

**26720---45.D** DALI

**60W LED 10000 lm CRI > 85**

110° ^

120V 60 Hz

alimentatore elettronico incluso

*electronic driver included*

Colore standard 1 settimana  
Standard color 1 week

○ **.01** Bianco  
White (matt)

Colore su richiesta 2 settimane  
Upon request color 2 weeks

● **.19** Grigio argento  
Silver grey (matt)

● **.22** Nero  
Black (matt)

● **.45** Marrone  
Corten (matt)

Colore speciale su richiesta 4/6 settimane  
Upon request color 4/6 weeks

● **.30** Effetto rovere sbiancato  
Whitened oak effect

● **.32** Effetto noce  
Walnut effect

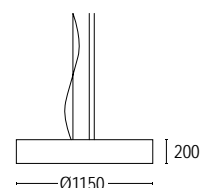
● **.33** Effetto wengè  
Wengè effect

● **.43** Effetto cemento  
Concrete effect

● **.51** Effetto fibra di carbonio  
Carbon fiber effect

# DRUM 2S

IP40 - Classe I - CE / F



**3000K**

**4000K**



**26725.--.31**

**26725.--.31.A** 1-10V

**26725.--.31.D** DALI

**26725.--.41**

**26725.--.41.A** 1-10V

**26725.--.41.D** DALI

**108W LED 18000 lm CRI > 85**

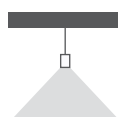
110° ^

220÷240V 50/60 Hz

alimentatore elettronico incluso

*electronic driver included*

**North America**



**26725.--.35**

**26725.--.35.A** 0-10V

**26725.--.35.D** DALI

**26725.--.45**

**26725.--.45.A** 0-10V

**26725.--.45.D** DALI

**108W LED 18000 lm CRI > 85**

110° ^

120V 60 Hz

alimentatore elettronico incluso

*electronic driver included*

Colore standard 1 settimana  
Standard color 1 week

○ **.01** Bianco  
White (matt)

Colore su richiesta 2 settimane  
Upon request color 2 weeks

● **.19** Grigio argento  
Silver grey (matt)

● **.22** Nero  
Black (matt)

● **.45** Marrone  
Corten (matt)

Colore speciale su richiesta 4/6 settimane  
Upon request color 4/6 weeks

● **.30** Effetto rovere sbiancato  
Whitened oak effect

● **.32** Effetto noce  
Walnut effect

● **.33** Effetto wengè  
Wengè effect

● **.43** Effetto cemento  
Concrete effect

● **.51** Effetto fibra di carbonio  
Carbon fiber effect

per cod. 26725 disponibile da: estate 2018

for cod. 26725 available from: summer 2018

# DISK S

design Lucitalia



Apparecchio a sospensione dal design minimale e accattivante ad emissione di luce diretta. La semplicità e la regolarità che caratterizzano questo apparecchio lo rendono un elemento perfetto per l'illuminazione di ambienti informali, quali ristoranti, bistrot, ma anche spazi residenziali. Grazie alle varie colorazioni in cui esso è disponibile è inoltre possibile creare delle composizioni con questo apparecchio, portando una nota di colore e di design negli ambienti in cui viene inserito.

*Minimal elegant design suspension luminaire with direct light emission. Its simple design lends itself to various installations including residential spaces and contract environments such as restaurants and bistrots. Thanks to the wide range of color finishes available, creating compositions of multiple fixtures add a note of color and design to the interior space it is installed in.*



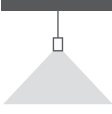


# DISK





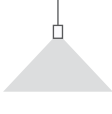
**26401.-- TRAILING EDGE**



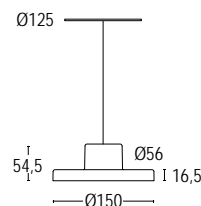
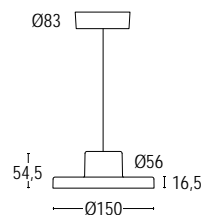
**E27 INC / RETROFIT LED**  
340° ^  
220÷240V 50/60 Hz

**North America**

**26401.--.05 TRAILING EDGE**



**E26 INC / RETROFIT LED**  
340° ^  
120V 60 Hz



## CAVI COLORATI COLORED CABLES



Da ordinare contestualmente al prodotto  
Cable must be ordered with the product

- red
- orange
- yellow
- blue
- white
- black

Colore standard 1 settimana  
Standard color 1 week

- **.01** Bianco  
White (matt)

Colore su richiesta 2 settimane  
Upon request color 2 weeks

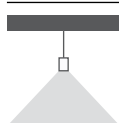
- **.19** Grigio argento  
Silver grey (matt)
- **.22** Nero  
Black (matt)
- **.45** Ruggine  
Rust

Colore speciale su richiesta 4/6 settimane  
Upon request color 4/6 weeks

- **.27** Nero - oro  
Black - gold
- **.25** Bianco - oro  
White - gold
- **.72** Nero - rosso  
Black - red
- **.71** Bianco - rosso  
White - red

# DISK 1S

IP20 - Classe II - CE / F

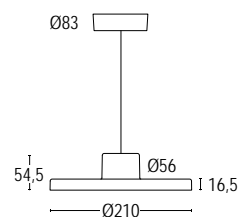


**26402.--** TRAILING EDGE

**E27 INC / RETROFIT LED**

340° ^

220÷240V 50/60 Hz



**North America**

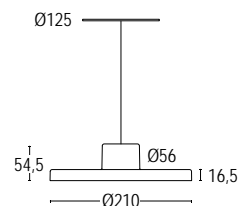


**26402.--.05** TRAILING EDGE

**E26 INC / RETROFIT LED**

340° ^

120V 60 Hz



Colore standard 1 settimana  
Standard color 1 week

○ **.01** Bianco  
White (matt)

Colore su richiesta 2 settimane  
Upon request color 2 weeks

● **.19** Grigio argento  
Silver grey (matt)  
● **.22** Nero  
Black (matt)  
● **.45** Ruggine  
Rust

Colore speciale su richiesta 4/6 settimane  
Upon request color 4/6 weeks

● **.27** Nero - oro  
Black - gold  
● **.25** Bianco - oro  
White - gold  
● **.72** Nero - rosso  
Black - red  
● **.71** Bianco - rosso  
White - red



# DISK 2S

IP20 - Classe II - CE / F




**26403.-- TRAILING EDGE**



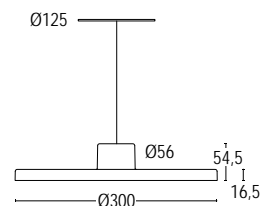
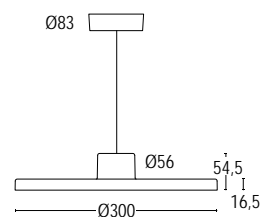
**E27 INC / RETROFIT LED**  
340° ^  
220÷240V 50/60 Hz

North America

**26403.--.05 TRAILING EDGE**



**E26 INC / RETROFIT LED**  
340° ^  
120V 60 Hz



## CAVI COLORATI COLORED CABLES



Da ordinare contestualmente al prodotto  
*Colorate cabbie*

**red**  
**orange**  
**yellow**  
**blue**  
**white**  
**black**

Colore standard 1 settimana  
*Standard color 1 week*

○ **.01** Bianco  
*White (matt)*

Colore su richiesta 2 settimane  
*Upon request color 2 weeks*


● **.19** Grigio argento  
*Silver grey (matt)*  
● **.22** Nero  
*Black (matt)*  
● **.45** Ruggine  
*Rust*

Colore speciale su richiesta 4/6 settimane  
*Upon request color 4/6 weeks*

● **.27** Nero - oro  
*Black - gold*  
● **.25** Bianco - oro  
*White - gold*  
● **.72** Nero - rosso  
*Black - red*  
● **.71** Bianco - rosso  
*White - red*

# LINEAR 1S

design Lucitalia






Lampada dal design essenziale e lineare a sospensione, con emissione di luce diretta. La regolarità e la semplicità del corpo illuminante consentono di inserire questo apparecchio in diverse ambientazioni: singola in contesti residenziali, o modulare in ambienti contract o centri direzionali. Il comfort visivo generato da questo apparecchio è garantito dalla presenza del diffusore opalino in policarbonato che chiude il corpo della lampada, emettendo una luce morbida ma dalle elevate prestazioni.

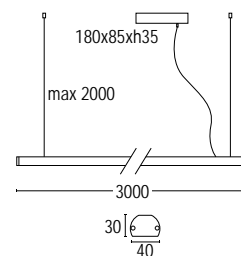
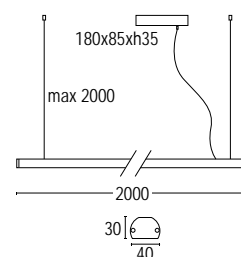
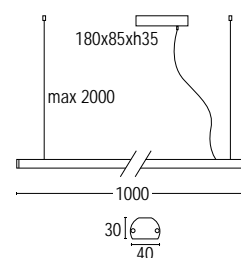
*Suspension luminaire of with direct light emission. Its essential and linear design lends itself to a wide range of installations including residential spaces, contract environments and executive headquarters. Opal diffuser assures high visual comfort delivering high quality diffused light. Available with a single ceiling canopy or with a modular system.*

# LINEAR 1S

IP40 - Classe I - CE / F



	3000K	4000K
	<b>20810.--.31</b>	<b>20810.--.41</b>
	<b>26W LED 2700 lm CRI &gt; 85</b> 110° ^ 220÷240V 50/60 Hz alimentatore elettronico incluso <i>electronic driver included</i>	
	<b>20811.--.31</b>	<b>20811.--.41</b>
	<b>52W LED 3600 lm CRI &gt; 85</b> 110° ^ 220÷240V 50/60 Hz alimentatore elettronico incluso <i>electronic driver included</i>	
	<b>20812.--.31</b>	<b>20812.--.41</b>
	<b>78W LED 6300 lm CRI &gt; 85</b> 110° ^ 220÷240V 50/60 Hz alimentatore elettronico incluso <i>electronic driver included</i>	



Colore standard 1 settimana  
 Standard color 1 week

- .48** Alluminio naturale  
 Smatt white aluminium
- .22** Nero  
 Black (matt)

# SEGMENTO

design Lucitalia



Lampada dal design essenziale e lineare a sospensione, con emissione di luce diretta. La regolarità e la semplicità del corpo illuminante consentono di inserire questo apparecchio in diverse ambientazioni: singola in contesti residenziali, o modulare in ambienti contract o centri direzionali. Il comfort visivo generato da questo apparecchio è garantito dalla presenza del diffusore opalino che chiude il corpo della lampada, emettendo una luce morbida ma dalle elevate prestazioni.

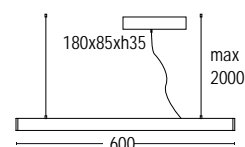
*Suspension luminaire with direct light emission. Its essential and linear design lends itself to a wide range of installations including residential spaces, contract environments and executive headquarters. Opal diffuser assures high visual comfort delivering high quality diffused light.*



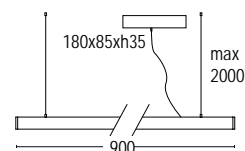
# SEGMENTO



	3000K	4000K
	<b>25601.---.31</b>	<b>25601.---.41</b>
	<b>18W LED 1800 lm CRI &gt; 85</b> 120° ^ 220÷240V 50/60 Hz alimentatore elettronico incluso <i>electronic driver included</i>	



	3000K	4000K
	<b>25602.---.31</b>	<b>25602.---.41</b>
	<b>27W LED 2700 lm CRI &gt; 85</b> 120° ^ 220÷240V 50/60 Hz alimentatore elettronico incluso <i>electronic driver included</i>	



Colore standard 1 settimana  
Standard color 1 week

**.01** Bianco  
White (matt)



Colore su richiesta 2 settimane  
Upon request color 2 weeks

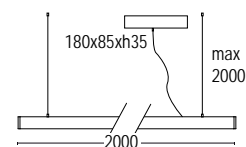
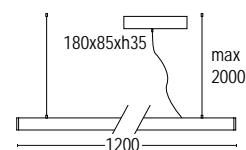
**.19** Grigio argento  
Silver grey (matt)

**.22** Nero  
Black (matt)

**.45** Ruggine  
Rust



	3000K	4000K
	<b>25603.---31</b>	<b>25603.---41</b>
	<b>36W LED 3600 lm CRI &gt; 85</b> 120° ^ 220÷240V 50/60 Hz alimentatore elettronico incluso <i>electronic driver included</i>	
	<b>25604.---31</b>	<b>25604.---41</b>
	<b>64W LED 6300 lm CRI &gt; 85</b> 120° ^ 220÷240V 50/60 Hz alimentatore elettronico incluso <i>electronic driver included</i>	



Colore standard 1 settimana  
Standard color 1 week

 **.01** Bianco  
White (matt)

Colore su richiesta 2 settimane  
Upon request color 2 weeks

 **.19** Grigio argento  
Silver grey (matt)

 **.22** Nero  
Black (matt)

 **.45** Ruggine  
Rust

# TAXI 2S

design Asahara Sigeaki





Apparecchio lineare a sospensione a luce diretta. La regolarità e la semplicità del corpo illuminante consentono varie possibilità di installazione: singola in contesti residenziali, o modulare in ambienti contract o centri direzionali. Il comfort visivo generato da questo apparecchio è garantito dalla presenza del diffusore opalino che chiude il corpo della lampada, emettendo una luce morbida ma dalle elevate prestazioni. Le molteplici finiture materiche disponibili lo rendono versatile in diversi contesti.

*Linear suspension luminaires made of die-cast/extruded aluminium, lacquered. Reclining fully swivelling lateral reflectors for direct and indirect lighting. Polycarbonate screens. Ceiling plate in technopolymer. Steel suspension cables fitted with conceaLED alignment device. It is possible to mount the luminaire off centre by use of a decentralizing support.*





# TAXI 2S



# TAXI 2S

IP40 - Classe I - CE / F



**3000K**

**4000K**



**22722.---.31**

**22722.---.41**

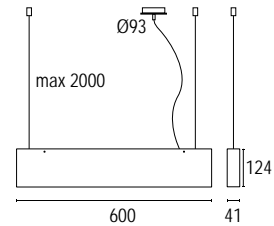
**18W LED 2200 lm CRI > 85**

110° ^

220÷240V 50/60 Hz

alimentatore elettronico incluso

*electronic driver included*



**22723.---.31**

**22723.---.41**

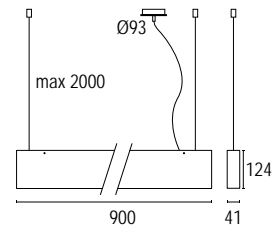
**27W LED 3400 lm CRI > 85**

110° ^

220÷240V 50/60 Hz

alimentatore elettronico incluso

*electronic driver included*



Colore standard 1 settimana  
Standard color 1 week

○ **.01** Bianco  
White (matt)

Colore su richiesta 2 settimane  
Upon request color 2 weeks

● **.19** Grigio argento  
Silver grey (matt)

● **.22** Nero  
Black (matt)

● **.45** Ruggine  
Rust

Colore speciale su richiesta 4/6 settimane  
Upon request color 4/6 weeks

● **.30** Effetto rovere sbiancato  
Whitened oak effect

● **.32** Effetto noce  
Walnut effect

● **.33** Effetto wengè  
Wengè effect

● **.43** Effetto cemento  
Concrete effect

● **.51** Effetto fibra di carbonio  
Carbon fiber effect

# TAXI 2S

IP40 - Classe I - CE / F



**3000K**

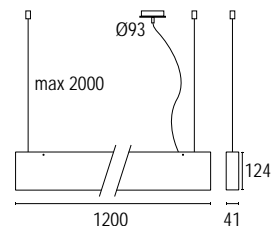
**4000K**

**22724.--.31**

**22724.--.41**



**36W LED 4500 lm CRI > 85**  
 110° ^  
 220÷240V 50/60 Hz  
 alimentatore elettronico incluso  
*electronic driver included*

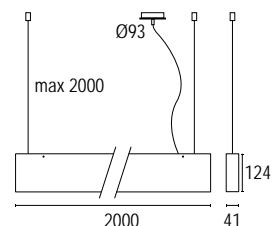


**22729.--.31**

**22729.--.41**



**63W LED 8000 lm CRI > 85**  
 110° ^  
 220÷240V 50/60 Hz  
 alimentatore elettronico incluso  
*electronic driver included*



Colore standard 1 settimana  
*Standard color 1 week*

○ **.01** Bianco  
*White (matt)*

Colore su richiesta 2 settimane  
*Upon request color 2 weeks*

● **.19** Grigio argento  
*Silver grey (matt)*  
 ● **.22** Nero  
*Black (matt)*  
 ● **.45** Ruggine  
*Rust*

Colore speciale su richiesta 4/6 settimane  
*Upon request color 4/6 weeks*

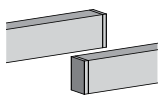
● **.30** Effetto rovere sbiancato  
*Whitened oak effect*  
 ● **.32** Effetto noce  
*Walnut effect*  
 ● **.33** Effetto wengè  
*Wengè effect*  
 ● **.43** Effetto cemento  
*Concrete effect*  
 ● **.51** Effetto fibra di carbonio  
*Carbon fiber effect*

per cod. 22724-22729 disponibile da: estate 2018  
*for cod. 22724-22729 available from: summer 2018*

## SCHEMA DI CONNESSIONE CONNECTION SCHEME

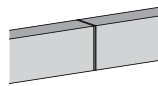


## ACCESSORI / ACCESSORIES



**22784.--**

Coppia tappi SX / DX  
*DX / SX Couple end cups*



**22785.--**

Giunzione lineare  
*Linear junction*

Colore standard 1 settimana  
*Standard color 1 week*

○ **.01** Bianco  
*White (matt)*

Colore su richiesta 2 settimane  
*Upon request color 2 weeks*

● **.19** Grigio argento  
*Silver grey (matt)*

● **.22** Nero  
*Black (matt)*

● **.45** Ruggine  
*Rust*

Colore speciale su richiesta 4/6 settimane  
*Upon request color 4/6 weeks*

● **.30** Effetto rovere sbiancato  
*Whitened oak effect*

● **.32** Effetto noce  
*Walnut effect*

● **.33** Effetto wengè  
*Wengè effect*

● **.43** Effetto cemento  
*Concrete effect*

● **.51** Effetto fibra di carbonio  
*Carbon fiber effect*

# BAAR S

design Serge & Robert Cornelissen



Lampada lineare dal design raffinato. La parabola racchiusa all'interno del corpo illuminante consente un'emissione simmetrica downlight dalla straordinaria omogeneità. Adatta a varie tipologie di ambienti, quali: hotel, resort, uffici o residenze private.

*Suspension fixture with refined elegance. The reflector delivers extraordinarily homogeneous symmetrical emission downwards. Suitable for environments such as: hotels, resorts, offices or private residences.*





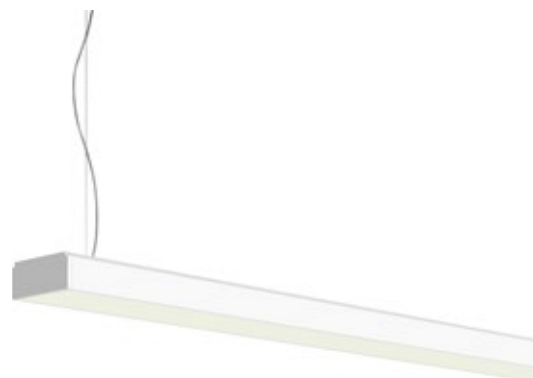
# BAAR S





# BAAR S 90 / 150

IP40 - Classe I - CE / F



**3000K**

**4000K**



**23920.---.31**

**23920.---.31.A** 1-10V

**23920.---.31.D** DALI

**51W LED 6200 lm CRI > 85**

80° ^

220÷240V 50/60 Hz

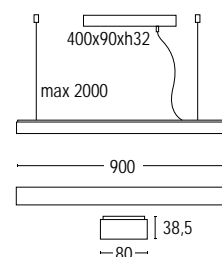
alimentatore elettronico incluso

*electronic driver included*

**23920.---.41**

**23920.---.41.A** 1-10V

**23920.---.41.D** DALI



**23921.---.31**

**23921.---.31.A** 1-10V

**23921.---.31.D** DALI

**85W LED 10500 lm CRI > 85**

80° ^

220÷240V 50/60 Hz

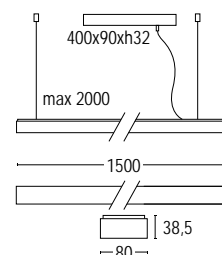
alimentatore elettronico incluso

*electronic driver included*

**23921.---.41**

**23921.---.41.A** 1-10V

**23921.---.41.D** DALI



Colore standard 1 settimana  
Standard color 1 week

○ **.01** Bianco  
White (matt)

Colore su richiesta 2 settimane  
Upon request color 2 weeks

● **.19** Grigio argento  
Silver grey (matt)

● **.22** Nero  
Black (matt)

● **.45** Ruggine  
Rust

Colore speciale su richiesta 4/6 settimane  
Upon request color 4/6 weeks

● **.30** Effetto rovere sbiancato  
Whitened oak effect

● **.32** Effetto noce  
Walnut effect

● **.33** Effetto wengè  
Wengè effect

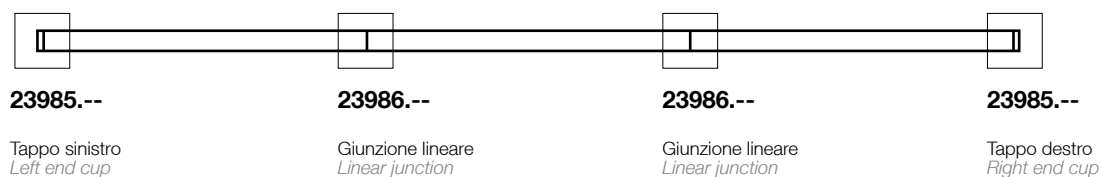
● **.43** Effetto cemento  
Concrete effect

● **.51** Effetto fibra di carbonio  
Carbon fiber effect

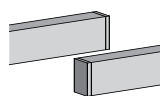
per cod. 23921 disponibile da: estate 2018

for cod. 23921 available from: summer 2018

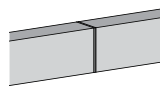
**SCHEMA DI CONNESSIONE**  
**CONNECTION SCHEME**



**ACCESSORI / ACCESSORIES**



**23985.--**  
Coppia tappi SX / DX  
solo per cod. 23920 / 23921  
*DX / SX Couple end cups  
only for cod. 23920 / 23921*



**23986.--**  
Giunzione lineare  
solo per cod. 23920 / 23921  
*Linear junction  
only for cod. 23920 / 23921*

Colore standard 1 settimana  
*Standard color 1 week*

○ **.01** Bianco  
*White (matt)*

Colore su richiesta 2 settimane  
*Upon request color 2 weeks*

● **.19** Grigio argento  
*Silver grey (matt)*

● **.22** Nero  
*Black (matt)*

● **.45** Ruggine  
*Rust*

Colore speciale su richiesta 4/6 settimane  
*Upon request color 4/6 weeks*

● **.30** Effetto rovere sbiancato  
*Whitened oak effect*

● **.32** Effetto noce  
*Walnut effect*

● **.33** Effetto wengè  
*Wengè effect*

● **.43** Effetto cemento  
*Concrete effect*

● **.51** Effetto fibra di carbonio  
*Carbon fiber effect*



### 3000K

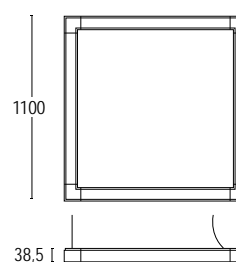
### 4000K



**23928.--.31**  
**23928.--.31.A** 1-10V  
**23928.--.31.D** DALI

**23928.--.41**  
**23928.--.41.A** 1-10V  
**23928.--.41.D** DALI

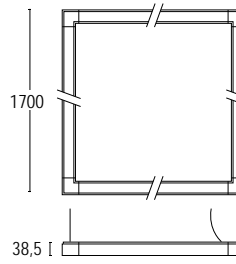
**4 x 36W LED 4 x 5000 lm CRI > 85**  
 80° ^  
 220÷240V 50/60 Hz  
 alimentatore elettronico incluso  
*electronic driver included*



**23929.--.31**  
**23929.--.31.A** 1-10V  
**23929.--.31.D** DALI

**23929.--.41**  
**23929.--.41.A** 1-10V  
**23929.--.41.D** DALI

**4 x 65W LED 4 x 8400 lm CRI > 85**  
 80° ^  
 220÷240V 50/60 Hz  
 alimentatore elettronico incluso  
*electronic driver included*



Colore standard 1 settimana  
*Standard color 1 week*

○ **.01** Bianco  
*White (matt)*

Colore su richiesta 2 settimane  
*Upon request color 2 weeks*

● **.19** Grigio argento  
*Silver grey (matt)*  
 ● **.22** Nero  
*Black (matt)*  
 ● **.45** Ruggine  
*Rust*

Colore speciale su richiesta 4/6 settimane  
*Upon request color 4/6 weeks*

● **.30** Effetto rovere sbiancato  
*Whitened oak effect*      ● **.43** Effetto cemento  
*Concrete effect*  
 ● **.32** Effetto noce  
*Walnut effect*      ● **.51** Effetto fibra di carbonio  
*Carbon fiber effect*  
 ● **.33** Effetto wengè  
*Wengè effect*

disponibile da: estate 2018  
*available from: summer 2018*

# PRAGMA S

design Francesco Brivio



Elegante lampada a sospensione dalla luce diffusa. Il paralume in policarbonato opalino o cotone plissettato, impreziosito dalla struttura in alluminio, rende la luce emessa da questo apparecchio morbida ma al contempo netta, delicata ma decisa. Pragma è disponibile sia nella versione a sospensione, da terra e tavolo, divenendo in ogni sua conformazione un elemento di design per l'ambiente circostante.

*Elegant suspension light providing diffused lighting with an opal diffuser of polycarbonate or pleated cotton. Structure in die-cast aluminium and steel suspension cable. It is possible to mount the lamp off centre by use of a decentralizing support. Available in suspension, floor lamp and table versions.*




---

**01210.-- TRAILING EDGE**



**E27 GLL / QT32 / A60**  
 340° ^  
 220÷240V 50/60 Hz

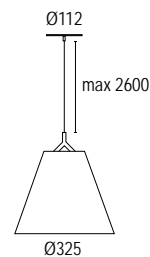
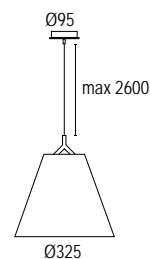
**North America**

---

**01210.--.05 TRAILING EDGE**



**E26 GLL / QT32 / A60**  
 340° ^  
 120V 60 Hz



Colore standard 1 settimana  
 Standard color 1 week

- **.19** Grigio argento  
 Silver grey (matt)
- ◐ **.50** Cromo lucido  
 Polished chrome

## ACCESSORI / ACCESSORIES



**87930**

Rosone di decentramento  
 Decentralizing ceiling plate

# PRAGMA S





**01211.-- TRAILING EDGE**



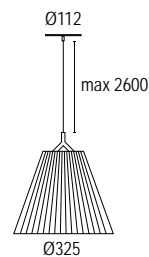
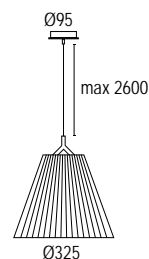
**E27 GLL / QT32 / A60**  
340° ^  
220÷240V 50/60 Hz

**North America**

**01211.--.05 TRAILING EDGE**



**E26 GLL / QT32 / A60**  
340° ^  
120V 60 Hz



Colore standard 1 settimana  
Standard color 1 week

- **.19** Grigio argento  
Silver grey (matt)
- ◐ **.50** Cromo lucido  
Polished chrome

## ACCESSORI / ACCESSORIES

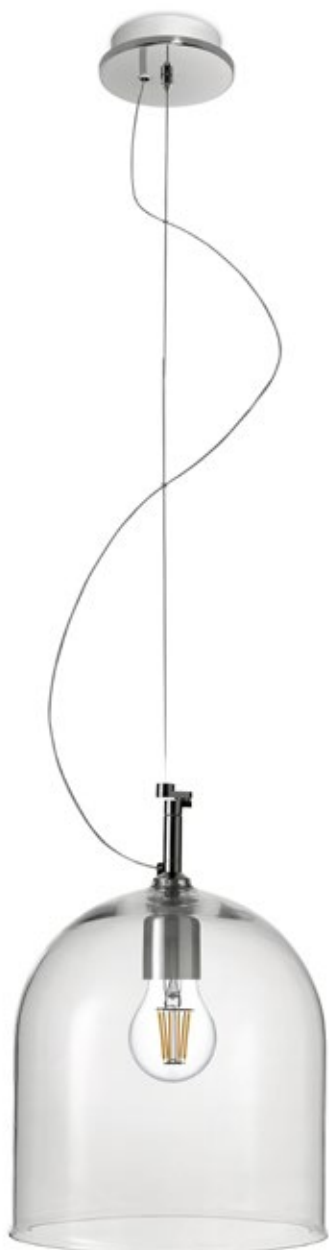


**87930**

Rosone di decentramento  
Decentralizing ceiling plate

# ABADESSA

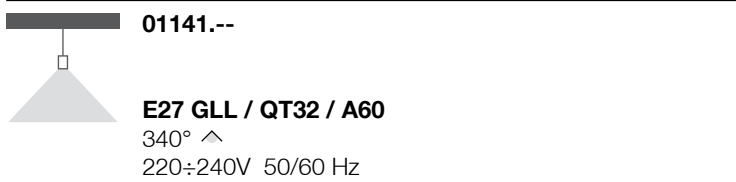
design Asahara Sigeaki



L'eleganza e la purezza dettate dalla trasparenza del vetro, unite alla brillante lucentezza del cromo rendono Abadessa un apparecchio a sospensione dal design indiscusso. La luce emessa da questa lampada è diffusa grazie al paralume in vetro soffiato trasparente, e il cavo in acciaio che la sorregge consente la possibilità di decentramento tramite supporto voluta.

*The elegance and purity of the transparent glass combined with the brilliant chrome gloss, make Abadessa a suspended luminaire with undisputed design. The light emission is widespread thanks to the blown transparent glass shade. Steel support cables adapt to decentralized power connection with dedicated accessory.*





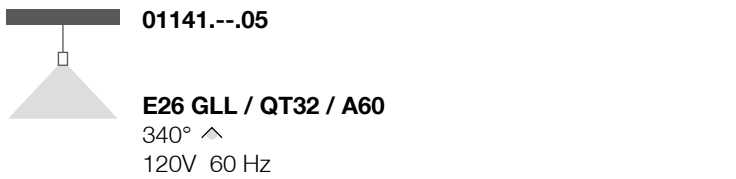
**01141.--**

**E27 GLL / QT32 / A60**

340° ^

220÷240V 50/60 Hz

## North America

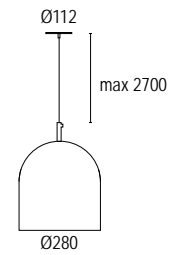
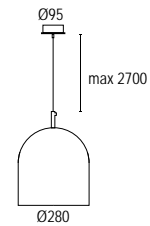


**01141.--.05**

**E26 GLL / QT32 / A60**

340° ^

120V 60 Hz



Colore standard 1 settimana

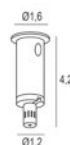
Standard color 1 week



**.78**

Trasparente  
Transparent

## ACCESSORI / ACCESSORIES



**87930**

Rosone di decentramento  
Decentralizing ceiling plate

# KETAMINA

design Gabi Peretto



Una linea asimmetrica che si coniuga in una sospensione a luce indiretta, dall'eleganza minimale. Ketamina trova il suo perfetto impiego nell'illuminazione di aree residenziali, strutture ricettive, uffici, sale riunioni e direzionali. Il corpo è in poliuretano rigido Baydur verniciato è dotato di equilibratori in pressofusione d'alluminio per consentire un posizionamento ottimale dell'apparecchio. Disponibile con doppia accensione.

*Assymetric lines converge to form an elegant suspension fixture. Ketamina Suspension is ideal for residential lighting, reception areas, hotels, offices and meeting rooms. Ketamina is made in rigid Baydur polyurethane and has an indirect light distribution. Technopolyer ceiling canopy and steel suspension cables allow the suspension to be mounted off centre by use of a decentralizing support. Double circuit switching available.*

# KETAMINA

IP40 - Classe I - CE / F



**3000K**

**4000K**

**01566.--.31.A** 1-10V

**01566.--.41.A** 1-10V




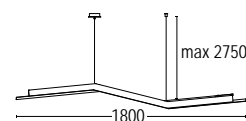
**74W LED 11000 lm CRI > 85**

120° ^

220÷240V 50/60 Hz

alimentatore elettronico incluso

*electronic driver included*



Colore standard 1 settimana  
*Standard color 1 week*

○ **.01** Bianco  
*White (matt)*

Colore su richiesta 2 settimane  
*Upon request color 2 weeks*

● **.19** Grigio argento  
*Silver grey (matt)*

● **.22** Nero  
*Black (matt)*

● **.45** Ruggine  
*Rust*

# KITCHEN

design Asahara Sigeaki



Lampada a sospensione ad emissione indiretta con finitura in acciaio inox mirror. Tre attacchi "jack" consentono l'installazione opzionale di faretti della serie Kri/kiter/Point per una luce diretta d'accento. L'apparecchio è sospeso mediante cavetti di acciaio ed il corpo è in alluminio dotato di sistemi meccanici di equilibratura per una precisa installazione. Possibilità di decentramento tramite supporto voluta (accessorio venduto separatamente).

*Kitchen suspension emits indirect light and has a mirrored stainless steel finish. Three "jack" attachment points allow you to install heads from the Kri, Kiter or Point families for accent lighting. Wire grips on the stainless steel suspension support cables allow for easy balancing at installation. Decentralized power attachment is possible with dedicated accessory (sold separately).*



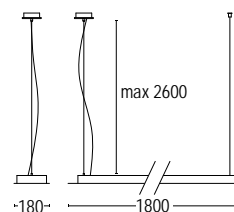
# KITCHEN





**01560.--**

**2 x 80W FL T5**  
**+3 x max 75W G53 QR111**  
 90° + 4°/24°/45° ^  
 220÷240V 50/60 Hz  
 alimentatore elettronico incluso  
 proiettori non inclusi  
*electronic transformer included*  
*spotlights not included*



## North America



**01560.--.05**

**2 x 80W FL T5**  
**+3 x max 75W G53 QR111**  
 90° + 4°/24°/45° ^  
 120V 60 Hz  
 alimentatore elettronico incluso  
 proiettori non inclusi  
*electronic transformer included*  
*spotlights not included*

Colore standard 2 settimane  
*Standard color 2 weeks*

 **.50** Cromo lucido  
*Polished chrome*

★ I proiettori sono da ordinare separatamente p. 259  
*Spotlights must be ordered separatly p.259*

# PRAGMA T

design Francesco Brivio



Elegante lampada a sospensione dalla luce diffusa. Il paralume in policarbonato opalino o cotone plissettato, impreziosito dalla struttura in alluminio, rende la luce emessa da questo apparecchio morbida ma al contempo netta, delicata ma decisa. Pragma è disponibile sia nella versione a sospensione, da terra e tavolo. divenendo in ogni sua conformazione un elemento di design per l'ambiente circostante.

*Elegant suspension light providing diffused lighting with an opal diffuser of polycarbonate or pleated cotton. Structure in die-cast aluminium and steel suspension cable. It is possible to mount the lamp off centre by use of a decentralizing support. Available in suspension, floor lamp and table versions.*



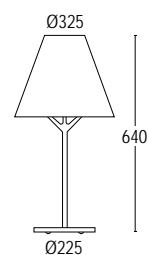


**02315.--** TRAILING EDGE

**E27 GLL / QT32 / A60**

340° ^

220÷240V 50/60 Hz



Colore standard 1 settimana

*Standard color 1 week*

-  **.19** Grigio argento  
*Silver grey (matt)*
-  **.50** Cromo lucido  
*Polished chrome*

# PRAGMA T



# PRAGMA T PLEATED COTTON

IP20 - Classe II - CE / F

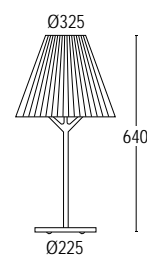


**01212.--** TRAILING EDGE

**E27 GLL / QT32 / A60**

340° ^

220÷240V 50/60 Hz




Colore standard 1 settimana

*Standard color 1 week*

- .19** Grigio argento  
*Silver grey (matt)*
- .50** Cromo lucido  
*Polished chrome*

# PRAGMA F

design Francesco Brivio



Elegante lampada a sospensione dalla luce diffusa. Il paralume in policarbonato opalino o cotone plissettato, impreziosito dalla struttura in alluminio, rende la luce emessa da questo apparecchio morbida ma al contempo netta, delicata ma decisa. Pragma è disponibile sia nella versione a sospensione, da terra e tavolo. divenendo in ogni sua conformazione un elemento di design per l'ambiente circostante.

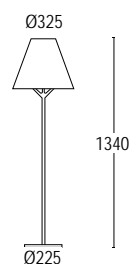
*Elegant suspension light providing diffused lighting with an opal diffuser of polycarbonate or pleated cotton. Structure in die-cast aluminium and steel suspension cable. It is possible to mount the lamp off centre by use of a decentralizing support. Available in suspension, floor lamp and table versions.*



**03630.--** TRAILING EDGE

**E27 GLL / QT32 / A60**

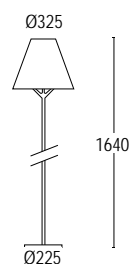
340° ^  
220÷240V 50/60 Hz



**03600.--** TRAILING EDGE

**E27 GLL / QT32 / A60**

340° ^  
220÷240V 50/60 Hz



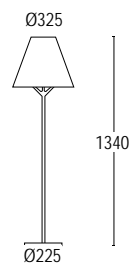
**North America**



**03630.--.05** TRAILING EDGE

**E26 GLL / QT32 / A60**

340° ^  
120V 60 Hz



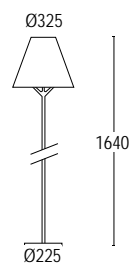
**North America**



**03600.--.05** TRAILING EDGE

**E26 GLL / QT32 / A60**

340° ^  
120V 60 Hz



Colore standard 1 settimana

Standard color 1 week

-  **.19** Grigio argento  
Silver grey (matt)
-  **.50** Cromo lucido  
Polished chrome

# PRAGMA F



# PRAGMA F PLEATED COTTON

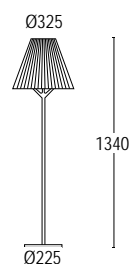
IP20 - Classe II - CE / F



**01213.--** TRAILING EDGE

**E27 GLL / QT32 / A60**

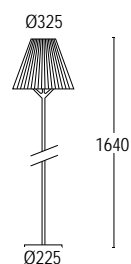
340° ^  
220÷240V 50/60 Hz



**01214.--** TRAILING EDGE

**E27 GLL / QT32 / A60**

340° ^  
220÷240V 50/60 Hz



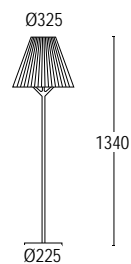
**North America**



**01213.--.05** TRAILING EDGE

**E26 GLL / QT32 / A60**

340° ^  
120V 60 Hz



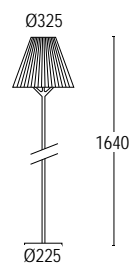
**North America**



**01214.--.05** TRAILING EDGE

**E26 GLL / QT32 / A60**

340° ^  
120V 60 Hz



Colore standard 1 settimana

Standard color 1 week

● **.19** Grigio argento  
Silver grey (matt)

● **.50** Cromo lucido  
Polished chrome

Consultare il sito web per i dati aggiornati. Refer to the website for the latest updated information

# LAROSSA F

design Giancarlo Fassina e Gianni Forcolini



Lampada dal design sinuoso, disponibile in versione a parete e da terra. Il corpo è ruotabile di 180° sul piano orizzontale e reclinabile di 45°. Il corpo costituito da resina polimerica permette altissime prestazioni termomeccaniche, e il riflettore in alluminio purissimo consente un'emissione asimmetrica.

*Larossa is a sinuous design made of thermoplastic resin. Available in wall and floor versions. Super pure aluminium pure reflector delivers asymmetric light distribution. Adjustable 180° degrees on horizontal axis and 45° degrees on the vertical axis.*





# LAROSSA F

IP20 - Classe I - CE / F



**3000K**

**4000K**

**03545.--.31**

**03545.--.41**



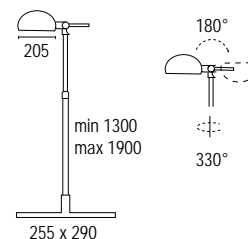
**13W LED 1800 lm CRI > 85**

120° ^

220÷240V 50/60 Hz

alimentatore elettronico incluso

*electronic driver included*



**03540.-- TRAILING EDGE**



**300W HAL QT-DE12 5000 lm**

120° ^

220÷240V 50/60 Hz

## North America

**03540.--.05 TRAILING EDGE**



**300W HAL QT-DE12 5000 lm**

120° ^

120V 60 Hz



Colore standard 1 settimana

*Standard color 1 week*

○ **.91** Bianco Lucido  
*White*


● **.03** Arancio Lucido  
*Orange*

# TAXI F

design Lucitalia



Lampada dal design minimale ed elegante, disponibile in versione a mono e bi emissione. Il corpo costituito da un'estrusione di alluminio e resina polimerica genera altissime prestazioni termomeccaniche, e il riflettore in alluminio purissimo consente un'emissione simmetrica.

*Minimal and elegant floor lamp available in single or double emission. Body made in aluminium and resin which deliver high thermo/mechanical performance. Super pure aluminum reflector with asymmetric light distribution.*





# TAXI F





**3000K**

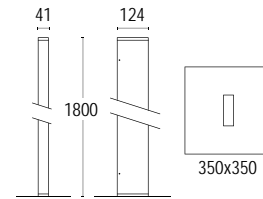
**4000K**

**26501.--.31**

**26501.--.41**



**56W LED 5600 lm CRI > 85**  
 110° ^  
 220÷240V 50/60 Hz  
 alimentatore elettronico incluso  
*electronic driver included*



Colore standard 1 settimana  
*Standard color 1 week*

○ **.01** Bianco  
*White (matt)*


Colore su richiesta 2 settimane  
*Upon request color 2 weeks*

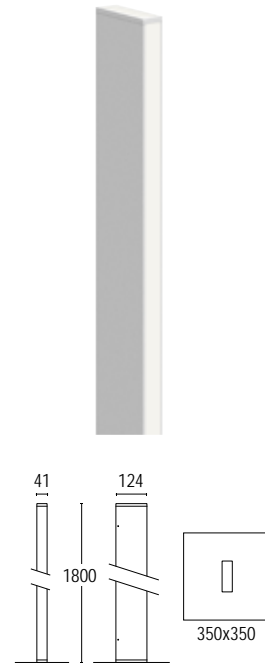
● **.19** Grigio argento  
*Silver grey (matt)*  
 ● **.22** Nero  
*Black (matt)*  
 ● **.45** Ruggine  
*Rust*

Colore speciale su richiesta 4/6 settimane  
*Upon request color 4/6 weeks*

● **.30** Effetto rovere sbiancato  
*Whitened oak effect*  
 ● **.32** Effetto noce  
*Walnut effect*  
 ● **.33** Effetto wengè  
*Wengè effect*  
 ● **.51** Effetto fibra di carbonio  
*Carbon fiber effect*  
 ● **.43** Effetto cemento  
*Concrete effect*

disponibile da: estate 2018  
*available from: summer 2018*

	3000K	4000K
	26503.--.31	26503.--.41
	<b>56 + 12W LED 5600 + 1400 lm CRI &gt; 85</b> 110° ^ 220÷240V 50/60 Hz alimentatore elettronico incluso <i>electronic driver included</i>	



Colore standard 1 settimana  
Standard color 1 week

○ **.01** Bianco  
White (matt)

Colore su richiesta 2 settimane  
Upon request color 2 weeks

● **.19** Grigio argento  
Silver grey (matt)  
● **.22** Nero  
Black (matt)  
● **.45** Ruggine  
Rust

Colore speciale su richiesta 4/6 settimane  
Upon request color 4/6 weeks

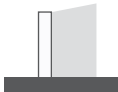
● **.30** Effetto rovere sbiancato  
Whitened oak effect  
● **.51** Effetto fibra di carbonio  
Carbon fiber effect  
● **.32** Effetto noce  
Walnut effect  
● **.43** Effetto cemento  
Concrete effect  
● **.33** Effetto wengè  
Wengè effect

disponibile da: estate 2018  
available from: summer 2018

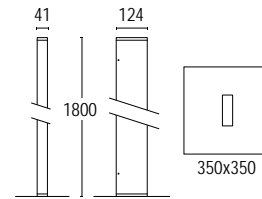


**3000K                      4000K                      North America**

**26501.--.35                      26501.--.45**



**56W LED 5600 lm CRI > 85**  
 110° ^  
 120V 60 Hz  
 alimentatore elettronico incluso  
*electronic driver included*

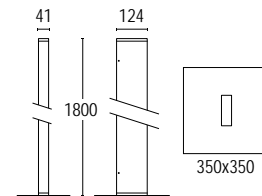


**North America**

**26503.--.35                      26503.--.45**



**56 + 12W LED 5600 + 1400 lm CRI > 85**  
 110° ^  
 120V 60 Hz  
 alimentatore elettronico incluso  
*electronic driver included*



Colore standard 1 settimana  
*Standard color 1 week*

○ **.01** Bianco  
*White (matt)*

Colore su richiesta 2 settimane  
*Upon request color 2 weeks*

● **.19** Grigio argento  
*Silver grey (matt)*  
 ● **.22** Nero  
*Black (matt)*  
 ● **.45** Ruggine  
*Rust*

Colore speciale su richiesta 4/6 settimane  
*Upon request color 4/6 weeks*

● **.30** Effetto rovere sbiancato  
*Whitened oak effect*      ● **.51** Effetto fibra di carbonio  
*Carbon fiber effect*  
 ● **.32** Effetto noce  
*Walnut effect*                      ● **.43** Effetto cemento  
*Concrete effect*  
 ● **.33** Effetto wengè  
*Wengè effect*

disponibile da: estate 2018  
*available from: summer 2018*

# EMERALD

design Lucitalia



Proiettore dalla forma cilindrica per l'illuminazione professionale di spazi commerciali, residenziali, uffici e musei. Completamente orientabile sugli assi verticale ed orizzontale per consentire la massima flessibilità di puntamento. Disponibile con ottica concentrante o diffusa, e in due dimensioni, garantendo la perfetta illuminazione degli ambienti in cui viene inserito.

*Projector for professional lighting of commercial space, residential, offices and museums. Fully adjustable on the vertical and horizontal axes for maximum aiming flexibility. Available with different optics. And two side model.*







# EMERALD



# EMERALD 1A TRACK ADAPTER

IP40 - Classe I - CE / F




**3000K**

**4000K**

**24801.--.31**

**24801.--.41**



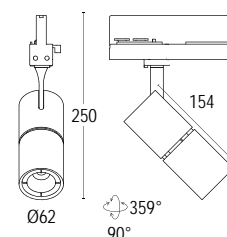
**10W LED 1250 lm CRI > 85** ( ≥ 95 upon request )

20° ^

220÷240V 50/60 Hz

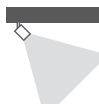
alimentatore elettronico incluso

*electronic driver included*



**24802.--.31**

**24802.--.41**



**10W LED 1250 lm CRI > 85** ( ≥ 95 upon request )

40° ^

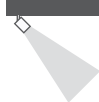
220÷240V 50/60 Hz

alimentatore elettronico incluso

*electronic driver included*

**24814.--.31**

**24814.--.41**



**15W LED 1750 lm CRI > 85** ( ≥ 95 upon request )

20° ^

220÷240V 50/60 Hz

alimentatore elettronico incluso

*electronic driver included*

**24813.--.31**

**24813.--.41**



**15W LED 1750 lm CRI > 85** ( ≥ 95 upon request )

40° ^

220÷240V 50/60 Hz

alimentatore elettronico incluso

*electronic driver included*

## ACCESSORI / ACCESSORIES



**20381.00**

Schermo antiabbagliamento a nido d'ape  
*Honeycomb anti-dazzle screen*



**20382.79**

Diffusore acidato  
*Acid diffuser*



**p. 452**

Compatibile con binari Stucchi  
*Stucchi compatible track*

Colore standard 1 settimana  
*Standard color 1 week*

○ **.01** Bianco  
*White (matt)*

Colore su richiesta 2 settimane  
*Upon request color 2 weeks*

● **.19** Grigio argento  
*Silver grey (matt)*

● **.22** Nero  
*Black (matt)*

● **.45** Ruggine  
*Rust*

# EMERALD 1A TRACK ADAPTER

IP40 - Classe I - CE / F



**3000K**


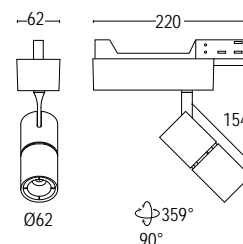
**4000K**



**24801---31.A** 1-10V  
**24801---31.D** DALI

**24801---41.A** 1-10V  
**24801---41.D** DALI

**10W LED 1250 lm CRI > 85** ( ≥ 95 upon request )  
20° ^  
220÷240V 50/60 Hz  
alimentatore elettronico remoto incluso  
*remote electronic driver included*



**24802---31.A** 1-10V  
**24802---31.D** DALI

**24802---41.A** 1-10V  
**24802---41.D** DALI

**10W LED 1250 lm CRI > 85** ( ≥ 95 upon request )  
40° ^  
220÷240V 50/60 Hz  
alimentatore elettronico remoto incluso  
*remote electronic driver included*



**24814---31.A** 1-10V  
**24814---31.D** DALI

**24814---41.A** 1-10V  
**24814---41.D** DALI

**15W LED 1750 lm CRI > 85** ( ≥ 95 upon request )  
20° ^  
220÷240V 50/60 Hz  
alimentatore elettronico incluso  
*electronic driver included*



**24813---31.A** 1-10V  
**24813---31.D** DALI

**24813---41.A** 1-10V  
**24813---41.D** DALI

**15W LED 1750 lm CRI > 85** ( ≥ 95 upon request )  
40° ^  
220÷240V 50/60 Hz  
alimentatore elettronico incluso  
*electronic driver included*

Colore standard 1 settimana  
*Standard color 1 week*

○ **.01** Bianco  
*White (matt)*

Colore su richiesta 2 settimane  
*Upon request color 2 weeks*

● **.19** Grigio argento  
*Silver grey (matt)*

● **.22** Nero  
*Black (matt)*

● **.45** Marrone  
*Corten (matt)*

# EMERALD 1R RECESSED

IP40 - Classe I - CE / F



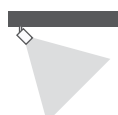
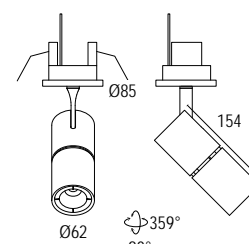
## 3000K

## 4000K



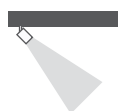
<b>24830.--.31</b>	<b>24830.--.41</b>
<b>24830.--.31.A</b> 1-10V	<b>24830.--.41.A</b> 1-10V
<b>24830.--.31.D</b> DALI	<b>24830.--.41.D</b> DALI

**10W LED 1250 lm CRI > 85** (≥ 95 upon request)  
 20° ^  
 220÷240V 50/60 Hz  
 alimentatore elettronico remoto incluso  
*remote electronic driver included*



<b>24831.--.31</b>	<b>24831.--.41</b>
<b>24831.--.31.A</b> 1-10V	<b>24831.--.41.A</b> 1-10V
<b>24831.--.31.D</b> DALI	<b>24831.--.41.D</b> DALI

**10W LED 1250 lm CRI > 85** (≥ 95 upon request)  
 40° ^  
 220÷240V 50/60 Hz  
 alimentatore elettronico remoto incluso  
*remote electronic driver included*



<b>24832.--.31</b>	<b>24832.--.41</b>
<b>24832.--.31.A</b> 1-10V	<b>24832.--.41.A</b> 1-10V
<b>24832.--.31.D</b> DALI	<b>24832.--.41.D</b> DALI

**15W LED 1750 lm CRI > 85** (≥ 95 upon request)  
 20° ^  
 220÷240V 50/60 Hz  
 alimentatore elettronico remoto incluso  
*remote electronic driver included*



<b>24833.--.31</b>	<b>24833.--.41</b>
<b>24833.--.31.A</b> 1-10V	<b>24833.--.41.A</b> 1-10V
<b>24833.--.31.D</b> DALI	<b>24833.--.41.D</b> DALI

**15W LED 1750 lm CRI > 85** (≥ 95 upon request)  
 40° ^  
 220÷240V 50/60 Hz  
 alimentatore elettronico remoto incluso  
*remote electronic driver included*

## ACCESSORI / ACCESSORIES



**20381.00**

Schermo antiabbagliamento a nido d'ape  
*Honeycomb anti-dazzle screen*



**20382.79**

Diffusore acidato  
*Acid diffuser*



**p. 452**

Compatibile con binari Stucchi  
*Stucchi compatible track*

Colore standard 1 settimana  
*Standard color 1 week*

○ **.01** Bianco  
*White (matt)*

Colore su richiesta 2 settimane  
*Upon request color 2 weeks*

● **.19** Grigio argento  
*Silver grey (matt)*

● **.22** Nero  
*Black (matt)*

● **.45** Ruggine  
*Rust*

# EMERALD 2



# EMERALD 2A TRACK ADAPTER

IP40 - Classe I - CE / F



**3000K**

**4000K**



**24815.--.31**

**24815.--.31.A** 1-10V

**24815.--.31.D** DALI

**24815.--.41**

**24815.--.41.A** 1-10V

**24815.--.41.D** DALI

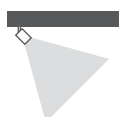
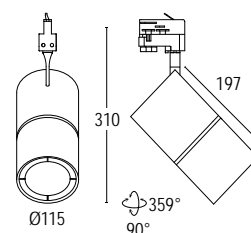
**18W LED 2700 lm CRI > 85** (≥ 95 upon request)

18° ^

220÷240V 50/60 Hz

alimentatore elettronico incluso

*electronic driver included*



**24816.--.31**

**24816.--.31.A** 1-10V

**24816.--.31.D** DALI

**24816.--.41**

**24816.--.41.A** 1-10V

**24816.--.41.D** DALI

**18W LED 2700 lm CRI > 85** (≥ 95 upon request)

50° ^

220÷240V 50/60 Hz

alimentatore elettronico incluso

*electronic driver included*

## ACCESSORI / ACCESSORIES



**20482.00**

Schermo antiabbagliamento a nido d'ape  
*Honeycomb anti-dazzle screen*



**20481.79**

Diffusore acidato  
*Acid diffuser*



**p. 452**

Compatibile con binari Stucchi  
*Stucchi compatible track*

Colore standard 1 settimana  
*Standard color 1 week*

○ **.01** Bianco  
*White (matt)*

Colore su richiesta 2 settimane  
*Upon request color 2 weeks*

● **.19** Grigio argento  
*Silver grey (matt)*

● **.22** Nero  
*Black (matt)*

● **.45** Ruggine  
*Rust*

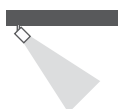
# EMERALD 2A TRACK ADAPTER

IP40 - Classe I - CE / F



## 3000K

## 4000K



**24805---31**

**24805---31.A** 1-10V

**24805---31.D** DALI

**24805---41**

**24805---41.A** 1-10V

**24805---41.D** DALI

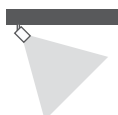
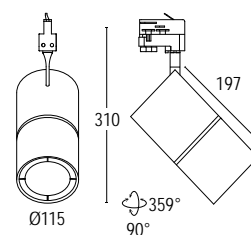
**26W LED 3600 lm CRI > 85** (≥ 95 upon request)

18° ^

220÷240V 50/60 Hz

alimentatore elettronico incluso

*electronic driver included*



**24806---31**

**24806---31.A** 1-10V

**24806---31.D** DALI

**24806---41**

**24806---41.A** 1-10V

**24806---41.D** DALI

**26W LED 3600 lm CRI > 85** (≥ 95 upon request)

50° ^

220÷240V 50/60 Hz

alimentatore elettronico incluso

*electronic driver included*



# EMERALD 2A TRACK ADAPTER

IP40 - Classe I - CE / F



**3000K**

**4000K**

**24819.---.31**

**24819.---.31.A** 1-10V

**24819.---.41**

**24819.---.41.A** 1-10V

**32W LED 4500 lm CRI > 85** (≥ 95 upon request)

18° ^

220÷240V 50/60 Hz

alimentatore elettronico incluso

*electronic driver included*

**24822.---.31**

**24822.---.31.A** 1-10V

**24822.---.41**

**24822.---.41.A** 1-10V

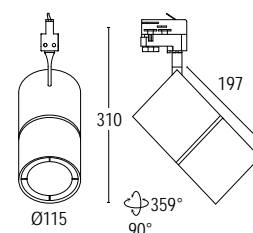
**32W LED 4500 lm CRI > 85** (≥ 95 upon request)

50° ^

220÷240V 50/60 Hz

alimentatore elettronico incluso

*electronic driver included*



## ACCESSORI / ACCESSORIES



**20482.00**

Schermo antiabbagliamento a nido d'ape  
*Honeycomb anti-dazzle screen*



**20481.79**

Diffusore acidato  
*Acid diffuser*



**p. 452**

Compatibile con binari Stucchi  
*Stucchi compatible track*

Colore standard 1 settimana  
*Standard color 1 week*

○ **.01** Bianco  
*White (matt)*

Colore su richiesta 2 settimane  
*Upon request color 2 weeks*

● **.19** Grigio argento  
*Silver grey (matt)*

● **.22** Nero  
*Black (matt)*

● **.45** Ruggine  
*Rust*

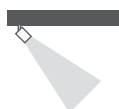
# EMERALD 2R RECESSED

IP40 - Classe I - CE / F



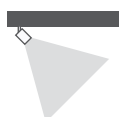
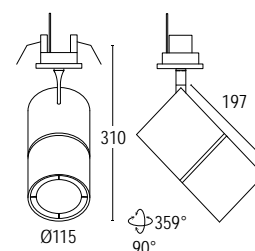
**3000K**

**4000K**



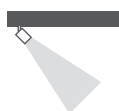
<b>24841.--.31</b>	<b>24841.--.41</b>
<b>24841.--.31.A</b> 1-10V	<b>24841.--.41.A</b> 1-10V
<b>24841.--.31.D</b> DALI	<b>24841.--.41.D</b> DALI

**18W LED 2700 lm CRI > 85** ( ≥ 95 upon request )  
 18° ^  
 220÷240V 50/60 Hz  
 alimentatore elettronico incluso  
*electronic driver included*



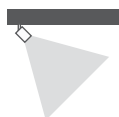
<b>24842.--.31</b>	<b>24842.--.41</b>
<b>24842.--.31.A</b> 1-10V	<b>24842.--.41.A</b> 1-10V
<b>24842.--.31.D</b> DALI	<b>24842.--.41.D</b> DALI

**18W LED 2700 lm CRI > 85** ( ≥ 95 upon request )  
 50° ^  
 220÷240V 50/60 Hz  
 alimentatore elettronico incluso  
*electronic driver included*



<b>24844.--.31</b>	<b>24844.--.41</b>
<b>24844.--.31.A</b> 1-10V	<b>24844.--.41.A</b> 1-10V
<b>24844.--.31.D</b> DALI	<b>24844.--.41.D</b> DALI

**26W LED 3600 lm CRI > 85** ( ≥ 95 upon request )  
 18° ^  
 220÷240V 50/60 Hz  
 alimentatore elettronico incluso  
*electronic driver included*



<b>24845.--.31</b>	<b>24845.--.41</b>
<b>24845.--.31.A</b> 1-10V	<b>24845.--.41.A</b> 1-10V
<b>24845.--.31.D</b> DALI	<b>24845.--.41.D</b> DALI

**26W LED 3600 lm CRI > 85** ( ≥ 95 upon request )  
 50° ^  
 220÷240V 50/60 Hz  
 alimentatore elettronico incluso  
*electronic driver included*

# EMERALD 2R RECESSED

IP40 - Classe I - CE / F



**3000K**

**4000K**

**24847---31**

**24847---31.A** 1-10V

**24847---41**

**24847---41.A** 1-10V

**32W LED 4500 lm CRI > 85** ( ≥ 95 upon request )

18° ^

220÷240V 50/60 Hz

alimentatore elettronico incluso

*electronic driver included*

**24848---31**

**24848---31.A** 1-10V

**24848---41**

**24848---41.A** 1-10V

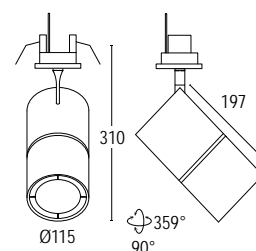
**32W LED 4500 lm CRI > 85** ( ≥ 95 upon request )

50° ^

220÷240V 50/60 Hz

alimentatore elettronico incluso

*electronic driver included*



## ACCESSORI / ACCESSORIES

Colore standard 1 settimana  
*Standard color 1 week*

○ **.01** Bianco  
*White (matt)*

Colore su richiesta 2 settimane  
*Upon request color 2 weeks*

● **.19** Grigio argento  
*Silver grey (matt)*

● **.22** Nero  
*Black (matt)*

● **.45** Ruggine  
*Rust*



**20482.00**

Schermo antiabbagliamento a nido d'ape  
*Honeycomb anti-dazzle screen*



**20481.79**

Diffusore acidato  
*Acid diffuser*

# POINT EVO

design Lucitalia



Point evo è un proiettore dalla facilissima installazione grazie al sistema magnetico di cui è dotato. La sua forma elegante ed accattivante lo rende particolarmente indicato per l'illuminazione professionale di spazi commerciali, residenziali, uffici e musei. Completamente orientabile sugli assi verticale ed orizzontale garantisce la massima flessibilità di puntamento. Per una maggiore versatilità l'apparecchio dispone inoltre di due tipologie di ottiche: concentrante o diffusa, ed è disponibile in due diverse dimensioni, generando la perfetta illuminazione degli ambienti in cui viene inserito.

*Point Evo projector features a magnetic system making it easy to install. It's elegant design makes it ideal for lighting commercial and residential spaces, offices and museums. Complete adjustability on both the horizontal and vertical axes provides maximum flexibility in aiming. Optics available in diffused or concentrated options. Two sizes available.*





# POINT EVO



# POINT EVO 0A MAGNETIC TRACK ADAPTER

IP40 - Classe III - CE / F

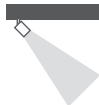


**3000K**

**4000K**

**26801.---.31**

**26801.---.41**



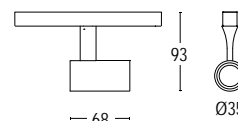
**6W LED 800 lm CRI > 85** ( ≥ 95 upon request )

16° ^

48V 50/60 Hz

alimentatore elettronico incluso


*electronic driver included*



359°  
90°

**26802.---.31**

**26802.---.41**



**6W LED 800 lm CRI > 85** ( ≥ 95 upon request )

30° ^

48V 50/60 Hz

alimentatore elettronico incluso

*electronic driver included*

## ACCESSORI / ACCESSORIES



**26880.00**

Schermo antiabbagliamento  
*Anti glare screen*



**p. 448**

Compatibile con binari Stucchi  
*Stucchi compatible track*



**26884.79**

Diffusore acidato  
*Acid diffuser*



**26882.00**

Diffusore ellissoidale  
*Elliptical diffuser*

Colore standard 1 settimana  
*Standard color 1 week*

○ **.01** Bianco  
*White (matt)*

Colore su richiesta 2 settimane  
*Upon request color 2 weeks*

● **.19** Grigio argento  
*Silver grey (matt)*  
● **.22** Nero  
*Black (matt)*  
● **.45** Ruggine  
*Rust*

Colore speciale su richiesta 4/6 settimane  
*Upon request color 4/6 weeks*

● **.27** Nero - oro  
*Black - gold*  
● **.25** Bianco - oro  
*White - gold*  
● **.72** Nero - rosso  
*Black - red*  
● **.71** Bianco - rosso  
*White - red*

# POINT EVO 1A MAGNETIC TRACK ADAPTER

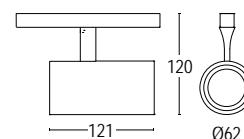
IP40 - Classe III - CE / F



3000K	4000K
<b>26810.--.31</b>	<b>26810.--.41</b>



**7W LED 800 lm CRI > 85** ( ≥ 95 upon request )  
 16° ^  
 48V 50/60 Hz  
 alimentatore elettronico incluso  
*electronic driver included*



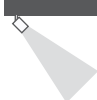
359°  
 90°

<b>26811.--.31</b>	<b>26811.--.41</b>
--------------------	--------------------



**7W LED 800 lm CRI > 85** ( ≥ 95 upon request )  
 30° ^  
 48V 50/60 Hz  
 alimentatore elettronico incluso  
*electronic driver included*

<b>26815.--.31</b>	<b>26815.--.41</b>
--------------------	--------------------



**12W LED 1800 lm CRI > 85** ( ≥ 95 upon request )  
 16° ^  
 48V 50/60 Hz  
 alimentatore elettronico incluso  
*electronic driver included*

<b>26816.--.31</b>	<b>26816.--.41</b>
--------------------	--------------------



**12W LED 1800 lm CRI > 85** ( ≥ 95 upon request )  
 30° ^  
 48V 50/60 Hz  
 alimentatore elettronico incluso  
*electronic driver included*

Colore standard 1 settimana  
*Standard color 1 week*

○ **.01** Bianco  
*White (matt)*

Colore su richiesta 2 settimane  
*Upon request color 2 weeks*

● **.19** Grigio argento  
*Silver grey (matt)*  
 ● **.22** Nero  
*Black (matt)*  
 ● **.45** Ruggine  
*Rust*

Colore speciale su richiesta 4/6 settimane  
*Upon request color 4/6 weeks*

● **.27** Nero - oro  
*Black - gold*  
 ● **.25** Bianco - oro  
*White - gold*  
 ● **.72** Nero - rosso  
*Black - red*  
 ● **.71** Bianco - rosso  
*White - red*



## ACCESSORI / ACCESSORIES



**21681.00**

Schermo antiabbagliamento  
*Anti glare screen*



**26883.00**

Diffusore ellissoidale  
*Elliptical diffuser*



**26885.79**


Diffusore acidato  
*Acid diffuser*



**p. 448**

Compatibile con binari Stucchi  
*Stucchi compatible track*

## POINT EVO



Massimo due accessori possono essere abbinati in un prodotto

*Up to 2 accessories can be combined in one fixture*

Colore standard 1 settimana  
*Standard color 1 week*

○ **.01** Bianco  
*White (matt)*

Colore su richiesta 2 settimane  
*Upon request color 2 weeks*

● **.19** Grigio argento  
*Silver grey (matt)*  
● **.22** Nero  
*Black (matt)*  
● **.45** Ruggine  
*Rust*

Colore speciale su richiesta 4/6 settimane  
*Upon request color 4/6 weeks*

● **.27** Nero - oro  
*Black - gold*  
● **.25** Bianco - oro  
*White - gold*  
● **.72** Nero - rosso  
*Black - red*  
● **.71** Bianco - rosso  
*White - red*

# KRITER

design Lucitalia



Proiettore per l'illuminazione professionale di spazi commerciali, residenziali, uffici e musei. Completamente orientabile sugli assi verticale ed orizzontale garantisce la massima flessibilità di puntamento. Disponibile con ottica concentrante o diffusa, e in due dimensioni, garantendo la perfetta illuminazione degli ambienti in cui viene inserito. La vasta gamma di colori disponibili lo rendono versatile in diversi contesti.

*Projector for professional lighting of commercial space, residential, offices and museums. Fully adjustable on the vertical and horizontal axes for maximum aiming flexibility. Available with different optics and for track and wall installation. A wide range of colours available make it versatile for different contexts.*





# KRITER





**3000K**

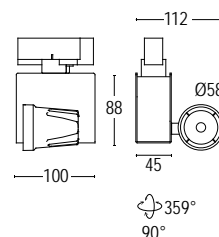
**4000K**

**22441.--.31**

**22441.--.41**



**10W LED 1250 lm CRI > 85** ( ≥ 95 upon request )  
 20° ^  
 220÷240V 50/60 Hz  
 alimentatore elettronico incluso  
*electronic driver included*



**22442.--.31**

**22442.--.41**



**10W LED 1250 lm CRI > 85** ( ≥ 95 upon request )  
 40° ^  
 220÷240V 50/60 Hz  
 alimentatore elettronico incluso  
*electronic driver included*

## ACCESSORI / ACCESSORIES



**20382.79**

Diffusore acidato  
*Acid diffuser*



**p. 452**

Compatibile con binari Stucchi  
*Stucchi compatible track*



**20385.00**

Schermo antiabbagliamento a nido d'ape  
*Honeycomb anti-dazzle screen*

Colore standard 1 settimana  
*Standard color 1 week*

○ **.01** Bianco  
*White (matt)*


Colore su richiesta 2 settimane  
*Upon request color 2 weeks*

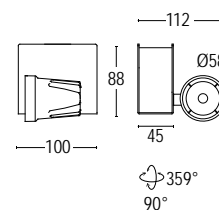
● **.19** Grigio argento  
*Silver grey (matt)*  
 ● **.22** Nero  
*Black (matt)*  
 ● **.45** Ruggine  
*Rust*


# KRITER 1B BASE





	3000K	4000K
	<b>22444.---31</b>	<b>22444.---41</b>
	<b>10W LED 1250 lm CRI &gt; 85</b> ( ≥ 95 upon request ) 20° ^ 220÷240V 50/60 Hz alimentatore elettronico incluso <i>electronic driver included</i>	



	<b>22445.---31</b>	<b>22445.---41</b>
	<b>10W LED 1250 lm CRI &gt; 85</b> ( ≥ 95 upon request ) 40° ^ 220÷240V 50/60 Hz alimentatore elettronico incluso <i>electronic driver included</i>	

## ACCESSORI / ACCESSORIES



**20385.00**

Schermo antiabbagliamento a nido d'ape  
*Honeycomb anti-dazzle screen*



**20382.79**

Diffusore acidato  
*Acid diffuser*

Colore standard 1 settimana  
*Standard color 1 week*

 **.01** Bianco  
*White (matt)*

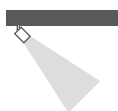
Colore su richiesta 2 settimane  
*Upon request color 2 weeks*

 **.19** Grigio argento  
*Silver grey (matt)*  
 **.22** Nero  
*Black (matt)*  
 **.45** Ruggine  
*Rust*



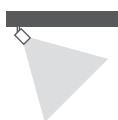
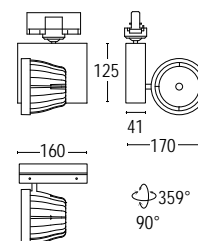
## 3000K

## 4000K



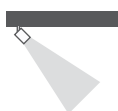
<b>22418.--.31</b>	<b>22418.--.41</b>
<b>22418.--.31.A</b> 1-10V	<b>22418.--.41.A</b> 1-10V
<b>22418.--.31.D</b> DALI	<b>22418.--.41.D</b> DALI

**18W LED 2700 lm CRI > 85** ( ≥ 95 upon request )  
 18° ^  
 220÷240V 50/60 Hz  
 alimentatore elettronico incluso  
*electronic driver included*




<b>22419.--.31</b>	<b>22419.--.41</b>
<b>22419.--.31.A</b> 1-10V	<b>22419.--.41.A</b> 1-10V
<b>22419.--.31.D</b> DALI	<b>22419.--.41.D</b> DALI

**18W LED 2700 lm CRI > 85** ( ≥ 95 upon request )  
 50° ^  
 220÷240V 50/60 Hz  
 alimentatore elettronico incluso  
*electronic driver included*



<b>22416.--.31</b>	<b>22416.--.41</b>
<b>22416.--.31.A</b> 1-10V	<b>22416.--.41.A</b> 1-10V
<b>22416.--.31.D</b> DALI	<b>22416.--.41.D</b> DALI

**26W LED 3600 lm CRI > 85** ( ≥ 95 upon request )  
 18° ^  
 220÷240V 50/60 Hz  
 alimentatore elettronico incluso  
*electronic driver included*



<b>22417.--.31</b>	<b>22417.--.41</b>
<b>22417.--.31.A</b> 1-10V	<b>22417.--.41.A</b> 1-10V
<b>22417.--.31.D</b> DALI	<b>22417.--.41.D</b> DALI

**26W LED 3600 lm CRI > 85** ( ≥ 95 upon request )  
 50° ^  
 220÷240V 50/60 Hz  
 alimentatore elettronico incluso  
*electronic driver included*

Colore standard 1 settimana  
*Standard color 1 week*

○ **.01** Bianco  
*White (matt)*

Colore su richiesta 2 settimane  
*Upon request color 2 weeks*

● **.19** Grigio argento  
*Silver grey (matt)*

● **.22** Nero  
*Black (matt)*

● **.45** Ruggine  
*Rust*



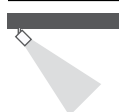
# KRITER 2A TRACK ADAPTER

IP40 - Classe I - CE / F



## 3000K

## 4000K



**22413.--.31**

**22413.--.31.A** 1-10V

**22413.--.31.D** DALI

**22413.--.41**

**22413.--.41.A** 1-10V

**22413.--.41.D** DALI

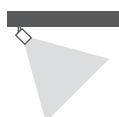
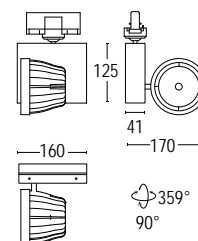
**32W LED 4500 lm CRI > 85** ( ≥ 95 upon request )

18° ^

220÷240V 50/60 Hz

alimentatore elettronico incluso

*electronic driver included*



**22412.--.31**

**22412.--.31.A** 1-10V

**22412.--.31.D** DALI

**22412.--.41**

**22412.--.41.A** 1-10V

**22412.--.41.D** DALI

**32W LED 4500 lm CRI > 85** ( ≥ 95 upon request )

50° ^

220÷240V 50/60 Hz

alimentatore elettronico incluso

*electronic driver included*

## ACCESSORI / ACCESSORIES



**20482.00**

Schermo antiabbagliamento a nido d'ape  
*Honeycomb anti-dazzle screen*



**p. 452**

Compatibile con binari Stucchi  
*Stucchi compatible track*



**20481.79**

Diffusore acidato  
*Acid diffuser*

Colore standard 1 settimana  
*Standard color 1 week*

○ **.01** Bianco  
*White (matt)*


Colore su richiesta 2 settimane  
*Upon request color 2 weeks*

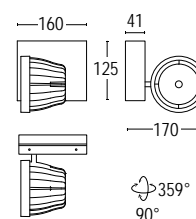
● **.19** Grigio argento  
*Silver grey (matt)*


● **.22** Nero  
*Black (matt)*

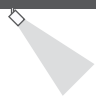
● **.45** Ruggine  
*Rust*




	3000K	4000K
	<b>22424.--.31</b> <b>22424.--.31.A</b> 1-10V <b>22424.--.31.D</b> DALI	<b>22424.--.41</b> <b>22424.--.41.A</b> 1-10V <b>22424.--.41.D</b> DALI
	<b>18W LED 2700 lm CRI &gt; 85</b> ( ≥ 95 upon request ) 18° ^ 220÷240V 50/60 Hz alimentatore elettronico incluso <i>electronic driver included</i>	



	<b>22425.--.31</b> <b>22425.--.31.A</b> 1-10V <b>22425.--.31.D</b> DALI	<b>22425.--.41</b> <b>22425.--.41.A</b> 1-10V <b>22425.--.41.D</b> DALI
	<b>18W LED 2700 lm CRI &gt; 85</b> ( ≥ 95 upon request ) 50° ^ 220÷240V 50/60 Hz alimentatore elettronico incluso <i>electronic driver included</i>	

	<b>22432.--.31</b> <b>22432.--.31.A</b> 1-10V <b>22432.--.31.D</b> DALI	<b>22432.--.41</b> <b>22432.--.41.A</b> 1-10V <b>22432.--.41.D</b> DALI
	<b>26W LED 3600 lm CRI &gt; 85</b> ( ≥ 95 upon request ) 18° ^ 220÷240V 50/60 Hz alimentatore elettronico incluso <i>electronic driver included</i>	

	<b>22433.--.31</b> <b>22433.--.31.A</b> 1-10V <b>22433.--.31.D</b> DALI	<b>22433.--.41</b> <b>22433.--.41.A</b> 1-10V <b>22433.--.41.D</b> DALI
	<b>26W LED 3600 lm CRI &gt; 85</b> ( ≥ 95 upon request ) 50° ^ 220÷240V 50/60 Hz alimentatore elettronico incluso <i>electronic driver included</i>	

Colore standard 1 settimana  
*Standard color 1 week*

○ **.01** Bianco  
*White (matt)*


Colore su richiesta 2 settimane  
*Upon request color 2 weeks*

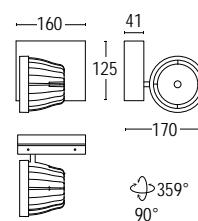
● **.19** Grigio argento  
*Silver grey (matt)*


● **.22** Nero  
*Black (matt)*

● **.45** Ruggine  
*Rust*



	3000K	4000K
	<b>22414.--.31</b>	<b>22414.--.41</b>
	<b>22414.--.31.A</b> 1-10V	<b>22414.--.41.A</b> 1-10V
	<b>22414.--.31.D</b> DALI	<b>22414.--.41.D</b> DALI
<p><b>32W LED 4500 lm CRI &gt; 85</b> ( ≥ 95 upon request )                      18° ^                      220÷240V 50/60 Hz                      alimentatore elettronico incluso  <i>electronic driver included</i></p>		



	3000K	4000K
	<b>22415.--.31</b>	<b>22415.--.41</b>
	<b>22415.--.31.A</b> 1-10V	<b>22415.--.41.A</b> 1-10V
	<b>22415.--.31.D</b> DALI	<b>22415.--.41.D</b> DALI
<p><b>32W LED 4500 lm CRI &gt; 85</b> ( ≥ 95 upon request )                      50° ^                      220÷240V 50/60 Hz                      alimentatore elettronico incluso  <i>electronic driver included</i></p>		

## ACCESSORI / ACCESSORIES



**20482.00**

Schermo antiabbagliamento a nido d'ape  
*Honeycomb anti-dazzle screen*



**20481.79**

Diffusore acidato  
*Acid diffuser*

Colore standard 1 settimana  
*Standard color 1 week*

○ **.01** Bianco  
*White (matt)*

Colore su richiesta 2 settimane  
*Upon request color 2 weeks*

● **.19** Grigio argento  
*Silver grey (matt)*  
 ● **.22** Nero  
*Black (matt)*  
 ● **.45** Ruggine  
*Rust*

# CRIMSON

design Serge & Robert Cornelissen



Proiettore di design per l'illuminazione professionale di spazi commerciali, residenziali, uffici e musei. Disponibile con base per montaggio a parete o con adattatore a binario. Completamente orientabile sugli assi verticale ed orizzontale per consentire la massima flessibilità di puntamento. Disponibile con ottica concentrante o diffusa.

*Professional with the light design suitable for use in commercial, residential, office and museum applications. Fully directional on both the horizontal and vertical axes, giving maximum flexibility. Available for track and wall installation. A wide range of colours available make it versatile for different contexts.*





Price tag with illegible text, likely listing item prices.

# CRIMSON



# CRIMSON 1A TRACK ADAPTER

IP40 - Classe I - CE / F



**3000K**

**4000K**

**21650.---.31**

**21650.---.41**



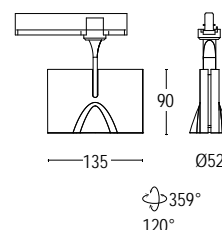
**18W LED 2700 lm CRI > 85** ( ≥ 95 upon request )

30° ^

220÷240V 50/60 Hz

alimentatore elettronico incluso

*electronic driver included*



**21651.---.31**

**21651.---.41**



**18W LED 2700 lm CRI > 85** ( ≥ 95 upon request )

55° ^

220÷240V 50/60 Hz

alimentatore elettronico incluso

*electronic driver included*

## ACCESSORI / ACCESSORIES



**21681.00**

Schermo antiabbagliamento  
*Anti glare screen*



**p. 452**

Compatibile con binari Stucchi  
*Stucchi compatible track*



**21682.79**

Diffusore acidato  
*Acid diffuser*

Colore standard 1 settimana  
*Standard color 1 week*

○ **.01** Bianco  
*White (matt)*

Colore su richiesta 2 settimane  
*Upon request color 2 weeks*

● **.19** Grigio argento  
*Silver grey (matt)*

● **.22** Nero  
*Black (matt)*

● **.45** Ruggine  
*Rust*

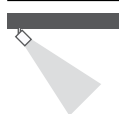
# CRIMSON 1A TRACK ADAPTER

IP40 - Classe I - CE / F



## 3000K

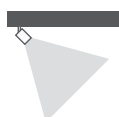
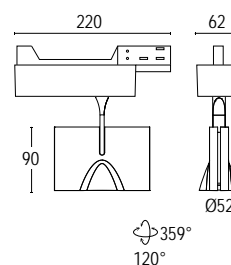
## 4000K



**21650.---.31.A** 1-10V  
**21650.---.31.D** DALI

**21650.---.41.A** 1-10V  
**21650.---.41.D** DALI

**18W LED 2700 lm CRI > 85** (≥ 95 upon request)  
30° ^  
220÷240V 50/60 Hz  
alimentatore elettronico incluso  
*electronic driver included*



**21651.---.31.A** 1-10V  
**21651.---.31.D** DALI

**21651.---.41.A** 1-10V  
**21651.---.41.D** DALI

**18W LED 2700 lm CRI > 85** (≥ 95 upon request)  
55° ^  
220÷240V 50/60 Hz  
alimentatore elettronico incluso  
*electronic driver included*

## ACCESSORI / ACCESSORIES



### 21681.00

Schermo antiabbagliamento  
*Anti glare screen*



### p. 452

Compatibile con binari Stucchi  
*Stucchi compatible track*



### 21682.79

Diffusore acidato  
*Acid diffuser*

Colore standard 1 settimana  
*Standard color 1 week*

○ **.01** Bianco  
*White (matt)*

Colore su richiesta 2 settimane  
*Upon request color 2 weeks*


● **.19** Grigio argento  
*Silver grey (matt)*

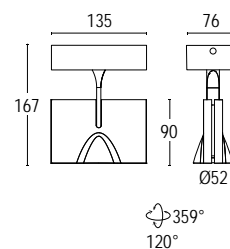
● **.22** Nero  
*Black (matt)*


● **.45** Ruggine  
*Rust*





	3000K	4000K
	<b>21652.--.31</b> <b>21652.--.31.A</b> 1-10V <b>21652.--.31.D</b> DALI	<b>21652.--.41</b> <b>21652.--.41.A</b> 1-10V <b>21652.--.41.D</b> DALI
	<b>18W LED 2700 lm CRI &gt; 85</b> ( ≥ 95 upon request ) 32° ^ 220÷240V 50/60 Hz alimentatore elettronico incluso <i>electronic driver included</i>	



	3000K	4000K
	<b>21653.--.31</b> <b>21653.--.31.A</b> 1-10V <b>21653.--.31.D</b> DALI	<b>21653.--.41</b> <b>21653.--.41.A</b> 1-10V <b>21653.--.41.D</b> DALI
	<b>18W LED 2700 lm CRI &gt; 85</b> ( ≥ 95 upon request ) 55° ^ 220÷240V 50/60 Hz alimentatore elettronico incluso <i>electronic driver included</i>	

## ACCESSORI / ACCESSORIES



**21681.00**

Schermo antiabbagliamento  
*Anti glare screen*



**21682.79**

Diffusore acidato  
*Acid diffuser*

Colore standard 1 settimana  
*Standard color 1 week*

○ **.01** Bianco  
*White (matt)*

Colore su richiesta 2 settimane  
*Upon request color 2 weeks*

● **.19** Grigio argento  
*Silver grey (matt)*  
 ● **.22** Nero  
*Black (matt)*  
 ● **.45** Ruggine  
*Rust*

# CRIMSON 2A TRACK ADAPTER

IP40 - Classe I - CE / F



**3000K**

**4000K**

**21607.--.31**

**21607.--.41**



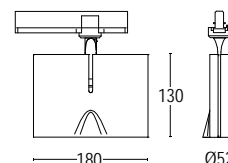
**26W LED 3600 lm CRI > 85** ( ≥ 95 upon request )

30° ^

220÷240V 50/60 Hz

alimentatore elettronico incluso

*electronic driver included*



359°  
120°

**21602.--.31**

**21602.--.41**



**26W LED 3600 lm CRI > 85** ( ≥ 95 upon request )

55° ^

220÷240V 50/60 Hz

alimentatore elettronico incluso

*electronic driver included*

**21608.--.31**

**21608.--.41**



**40W LED 5000 lm CRI > 85** ( ≥ 95 upon request )

30° ^

220÷240V 50/60 Hz

alimentatore elettronico incluso

*electronic driver included*

**21604.--.31**

**21604.--.41**



**40W LED 5000 lm CRI > 85** ( ≥ 95 upon request )

55° ^

220÷240V 50/60 Hz

alimentatore elettronico incluso

*electronic driver included*

Colore standard 1 settimana  
*Standard color 1 week*

○ **.01** Bianco  
*White (matt)*

Colore su richiesta 2 settimane  
*Upon request color 2 weeks*

● **.19** Grigio argento  
*Silver grey (matt)*

● **.22** Nero  
*Black (matt)*

● **.45** Ruggine  
*Rust*

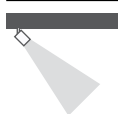
# CRIMSON 2A TRACK ADAPTER

IP40 - Classe I - CE / F



**3000K**

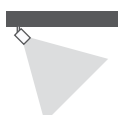
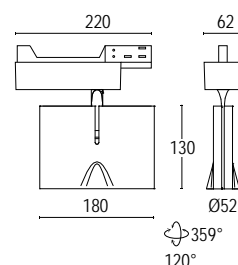
**4000K**



**21607---31.A** 1-10V  
**21607---31.D** DALI

**21607---41.A** 1-10V  
**21607---41.D** DALI

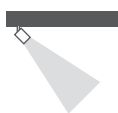
**26W LED 3600 lm CRI > 85** (≥ 95 upon request)  
30° ^  
220÷240V 50/60 Hz  
alimentatore elettronico incluso  
*electronic driver included*



**21602---31.A** 1-10V  
**21602---31.D** DALI

**21602---41.A** 1-10V  
**21602---41.D** DALI

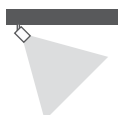
**26W LED 3600 lm CRI > 85** (≥ 95 upon request)  
55° ^  
220÷240V 50/60 Hz  
alimentatore elettronico incluso  
*electronic driver included*



**21608---31.A** 1-10V  
**21608---31.D** DALI

**21608---41.A** 1-10V  
**21608---41.D** DALI

**40W LED 5000 lm CRI > 85** (≥ 95 upon request)  
30° ^  
220÷240V 50/60 Hz  
alimentatore elettronico incluso  
*electronic driver included*



**21604---31.A** 1-10V  
**21604---31.D** DALI

**21604---41.A** 1-10V  
**21604---41.D** DALI

**40W LED 5000 lm CRI > 85** (≥ 95 upon request)  
55° ^  
220÷240V 50/60 Hz  
alimentatore elettronico incluso  
*electronic driver included*

## ACCESSORI / ACCESSORIES



**21681.00**

Schermo antiabbagliamento  
*Anti glare screen*



**21682.79**

Diffusore acidato  
*Acid diffuser*



**p. 452**

Compatibile con binari Stucchi  
*Stucchi compatible track*

Colore standard 1 settimana  
*Standard color 1 week*

○ **.01** Bianco  
*White (matt)*

Colore su richiesta 2 settimane  
*Upon request color 2 weeks*

● **.19** Grigio argento  
*Silver grey (matt)*  
● **.22** Nero  
*Black (matt)*  
● **.45** Ruggine  
*Rust*

# CRIMSON 2B BASE



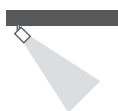
# CRIMSON 2B BASE

IP40 - Classe I - CE / F



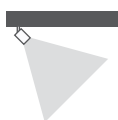
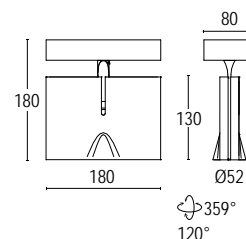
## 3000K

## 4000K



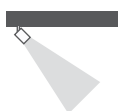
3000K	4000K
<b>21609.---.31</b>	<b>21609.---.41</b>
<b>21609.---.31.A</b> 1-10V	<b>21609.---.41.A</b> 1-10V
<b>21609.---.31.D</b> DALI	<b>21609.---.41.D</b> DALI

**26W LED 3600 lm CRI > 85** (≥ 95 upon request)  
 30° ^  
 220÷240V 50/60 Hz  
 alimentatore elettronico incluso  
*electronic driver included*




3000K	4000K
<b>21601.---.31</b>	<b>21601.---.41</b>
<b>21601.---.31.A</b> 1-10V	<b>21601.---.41.A</b> 1-10V
<b>21601.---.31.D</b> DALI	<b>21601.---.41.D</b> DALI

**26W LED 3600 lm CRI > 85** (≥ 95 upon request)  
 55° ^  
 220÷240V 50/60 Hz  
 alimentatore elettronico incluso  
*electronic driver included*



3000K	4000K
<b>21610.---.31</b>	<b>21610.---.41</b>
<b>21610.---.31.A</b> 1-10V	<b>21610.---.41.A</b> 1-10V
<b>21610.---.31.D</b> DALI	<b>21610.---.41.D</b> DALI

**40W LED 5000 lm CRI > 85** (≥ 95 upon request)  
 30° ^  
 220÷240V 50/60 Hz  
 alimentatore elettronico incluso  
*electronic driver included*



3000K	4000K
<b>21603.---.31</b>	<b>21603.---.41</b>
<b>21603.---.31.A</b> 1-10V	<b>21603.---.41.A</b> 1-10V
<b>21603.---.31.D</b> DALI	<b>21603.---.41.D</b> DALI

**40W LED 5000 lm CRI > 85** (≥ 95 upon request)  
 55° ^  
 220÷240V 50/60 Hz  
 alimentatore elettronico incluso  
*electronic driver included*

## ACCESSORI / ACCESSORIES



**21681.00**  
 Schermo antiabbagliamento  
*Anti glare screen*



**21682.79**  
 Diffusore acidato  
*Acid diffuser*

Colore standard 1 settimana  
*Standard color 1 week*

○ **.01** Bianco  
*White (matt)*

Colore su richiesta 2 settimane  
*Upon request color 2 weeks*

● **.19** Grigio argento  
*Silver grey (matt)*  
 ● **.22** Nero  
*Black (matt)*  
 ● **.45** Ruggine  
*Rust*

# DIAMOND

design Gabi Peretto



Proiettore dall'elegante design per l'illuminazione professionale di spazi commerciali, residenziali, uffici e musei. Disponibile con base per installazione a parete o con adattatore a binario. Come le facce irregolari di un diamante, l'apparecchio si scompone, diventando completamente orientabile sugli assi verticale ed orizzontale per consentire la massima flessibilità di puntamento. Oltre ad un ottica concentrante e diffusa è disponibile un'ottica studiata per le peculiarità dei musei. La vasta gamma di colori lo rendono inoltre versatile in diversi contesti.

*Professional with the light design suitable for use in commercial, residential, office and museum applications. Like the irregular faces of a diamond, the unit breaks down, becoming fully adjustable on vertical and horizontal axes to give maximum flexibility. Available for track and wall installation. In addition to a concentrated and widespread optics, it is available an optic designed for the peculiarities of museums. A wide range of colours available make it versatile for different contexts.*





# DIAMOND





# DIAMOND W

IP40 - Classe I - CE / F



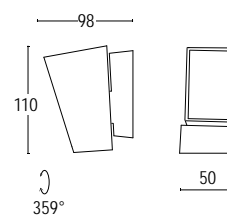
**3000K**

**4000K**

**20160.---31.T**

**20160.---41.T TRAILING EDGE**

**13W LED 1750 lm CRI > 85** (≥ 95 upon request )  
30° ^  
220÷240V 50/60 Hz



**20161.---31.T**

**20161.---41.T TRAILING EDGE**

**13W LED 1750 lm CRI > 85** (≥ 95 upon request )  
55° ^  
220÷240V 50/60 Hz

Colore standard 1 settimana  
Standard color 1 week

○ **.01** Bianco  
White (matt)

Colore su richiesta 2 settimane  
Upon request color 2 weeks

● **.19** Grigio argento  
Silver grey (matt)

● **.22** Nero  
Black (matt)

● **.45** Ruggine  
Rust

# DIAMOND 1A TRACK ADAPTER

IP40 - Classe I - CE / F

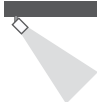


**3000K**

**4000K**

**20150.---31**

**20150.---41**



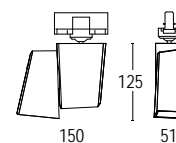
**13W LED 1900 lm CRI > 85** ( ≥ 95 upon request )

30° ^

220÷240V 50/60 Hz

alimentatore elettronico incluso

*electronic driver included*



359°  
90°

**20151.---31**

**20151.---41**



**13W LED 1900 lm CRI > 85** ( ≥ 95 upon request )

55° ^

220÷240V 50/60 Hz

alimentatore elettronico incluso

*electronic driver included*

**20154.---31**

**20154.---41**



**13W LED 1350 lm CRI > 97**

30° ^ museale / museum

220÷240V 50/60 Hz

alimentatore elettronico incluso

*electronic driver included*

## ACCESSORI / ACCESSORIES



**p. 452**

Compatibile con binari Stucchi  
*Stucchi compatible track*

Colore standard 1 settimana  
*Standard color 1 week*

○ **.01** Bianco  
*White (matt)*

Colore su richiesta 2 settimane  
*Upon request color 2 weeks*

● **.19** Grigio argento  
*Silver grey (matt)*


● **.22** Nero  
*Black (matt)*

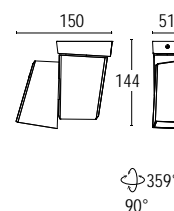
● **.45** Ruggine  
*Rust*


# DIAMOND 1B BASE


IP40 - Classe I - CE / F



	3000K	4000K
	<b>20152.--.31</b>	<b>20152.--.41</b>
	<b>13W LED 1900 lm CRI &gt; 85</b> ( ≥ 95 upon request ) 30° ^ 220÷240V 50/60 Hz alimentatore elettronico incluso <i>electronic driver included</i>	



	<b>20153.--.31</b>	<b>20153.--.41</b>
	<b>13W LED 1900 lm CRI &gt; 85</b> ( ≥ 95 upon request ) 55° ^ 220÷240V 50/60 Hz alimentatore elettronico incluso <i>electronic driver included</i>	

	<b>20155.--.31</b>	<b>20155.--.41</b>
	<b>13W LED 1350 lm CRI &gt; 85</b> ( ≥ 95 upon request ) 30° ^ museale / museum 220÷240V 50/60 Hz alimentatore elettronico incluso <i>electronic driver included</i>	

Colore standard 1 settimana  
Standard color 1 week

 **.01** Bianco  
White (matt)

Colore su richiesta 2 settimane  
Upon request color 2 weeks

 **.19** Grigio argento  
Silver grey (matt)  
 **.22** Nero  
Black (matt)  
 **.45** Ruggine  
Rust


# DIAMOND 2

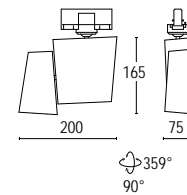



# DIAMOND 2A TRACK ADAPTER


IP40 - Classe I - CE / F



	3000K	4000K
	<b>20110.---.31</b> <b>20110.---.31.A</b> 1-10V <b>20110.---.31.D</b> DALI	<b>20110.---.41</b> <b>20110.---.41.A</b> 1-10V <b>20110.---.41.D</b> DALI
	<b>18W LED 2700 lm CRI &gt; 85</b> ( ≥ 95 upon request ) 30° ^ 220÷240V 50/60 Hz alimentatore elettronico incluso <i>electronic driver included</i>	



	3000K	4000K
	<b>20101.---.31</b> <b>20101.---.31.A</b> 1-10V <b>20101.---.31.D</b> DALI	<b>20101.---.41</b> <b>20101.---.41.A</b> 1-10V <b>20101.---.41.D</b> DALI
	<b>18W LED 2700 lm CRI &gt; 85</b> ( ≥ 95 upon request ) 55° ^ 220÷240V 50/60 Hz alimentatore elettronico incluso <i>electronic driver included</i>	

	3000K	4000K
	<b>20117.---.31</b> <b>20117.---.31.A</b> 1-10V <b>20117.---.31.D</b> DALI	<b>20117.---.41</b> <b>20117.---.41.A</b> 1-10V <b>20117.---.41.D</b> DALI
	<b>17W LED 2000 lm CRI &gt; 97</b> ( ≥ 95 upon request ) 30° ^ museale / <i>museum</i> 220÷240V 50/60 Hz alimentatore elettronico incluso <i>electronic driver included</i>	

## ACCESSORI / ACCESSORIES



**p. 452**

Compatibile con binari Stucchi  
*Stucchi compatible track*

Colore standard 1 settimana  
*Standard color 1 week*

○ **.01** Bianco  
*White (matt)*

Colore su richiesta 2 settimane  
*Upon request color 2 weeks*

● **.19** Grigio argento  
*Silver grey (matt)*

● **.22** Nero  
*Black (matt)*

● **.45** Ruggine  
*Rust*


# DIAMOND 2A TRACK ADAPTER

IP40 - Classe I - CE / F



## 3000K

## 4000K



**20109.---31**

**20109.---31.A** 1-10V

**20109.---31.D** DALI

**20109.---41**

**20109.---41.A** 1-10V

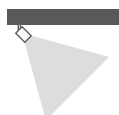
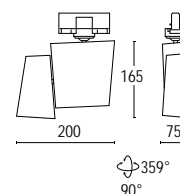
**20109.---41.D** DALI

**26W LED 3600 lm CRI > 85** (≥ 95 upon request )  
30° ^

220÷240V 50/60 Hz

alimentatore elettronico incluso

*electronic driver included*



**20107.---31**

**20107.---31.A** 1-10V

**20107.---31.D** DALI

**20107.---41**

**20107.---41.A** 1-10V

**20107.---41.D** DALI

**26W LED 3600 lm CRI > 85** (≥ 95 upon request )  
55° ^

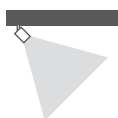
220÷240V 50/60 Hz

alimentatore elettronico incluso

*electronic driver included*

# DIAMOND 2A TRACK ADAPTER

IP40 - Classe I - CE / F



01767.--

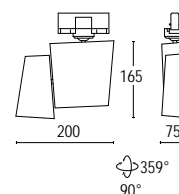
## HAL / RETROFIT LED QR-111 G53 12V

10°/24°/60° ^

220÷240V 50/60 Hz

trasformatore elettronico incluso

*electronic ballast included*



## ACCESSORI / ACCESSORIES



p. 452

Compatibile con binari Stucchi  
*Stucchi compatible track*

Colore standard 1 settimana  
*Standard color 1 week*

○ .01 Bianco  
*White (matt)*

Colore su richiesta 2 settimane  
*Upon request color 2 weeks*

● .19 Grigio argento  
*Silver grey (matt)*


● .22 Nero  
*Black (matt)*

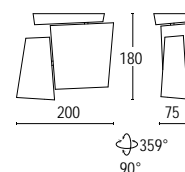
● .45 Ruggine  
*Rust*


# DIAMOND 2B BASE

IP40 - Classe I - CE / F



	3000K	4000K
	<b>20111.--.31</b> <b>20111.--.31.A</b> 1-10V <b>20111.--.31.D</b> DALI	<b>20111.--.41</b> <b>20111.--.41.A</b> 1-10V <b>20111.--.41.D</b> DALI
	<b>18W LED 2700 lm CRI &gt; 85</b> ( ≥ 95 upon request ) 30° ^ 220÷240V 50/60 Hz alimentatore elettronico incluso <i>electronic driver included</i>	



	<b>20102.--.31</b> <b>20102.--.31.A</b> 1-10V <b>20102.--.31.D</b> DALI	<b>20102.--.41</b> <b>20102.--.41.A</b> 1-10V <b>20102.--.41.D</b> DALI
	<b>18W LED 2700 lm CRI &gt; 85</b> ( ≥ 95 upon request ) 55° ^ 220÷240V 50/60 Hz alimentatore elettronico incluso <i>electronic driver included</i>	

	<b>20118.--.31</b> <b>20118.--.31.A</b> 1-10V <b>20118.--.31.D</b> DALI	<b>20118.--.41</b> <b>20118.--.41.A</b> 1-10V <b>20118.--.41.D</b> DALI
	<b>17W LED 2000 lm CRI &gt; 97</b> 30° ^ museale / museum 220÷240V 50/60 Hz alimentatore elettronico incluso <i>electronic driver included</i>	

Colore standard 1 settimana  
Standard color 1 week

 **.01** Bianco  
White (matt)

Colore su richiesta 2 settimane  
Upon request color 2 weeks

 **.19** Grigio argento  
Silver grey (matt)

 **.22** Nero  
Black (matt)

 **.45** Ruggine  
Rust

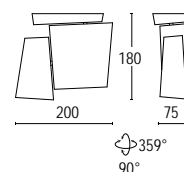


# DIAMOND 2B BASE

IP40 - Classe I - CE / F



	3000K	4000K
	<b>20115.--.31</b>	<b>20115.--.41</b>
	<b>20115.--.31.A</b> 1-10V	<b>20115.--.41.A</b> 1-10V
	<b>20115.--.31.D</b> DALI	<b>20115.--.41.D</b> DALI
<p><b>26W LED 3600 lm CRI &gt; 85</b> (≥ 95 upon request )                      30° ^                      220÷240V 50/60 Hz                      alimentatore elettronico incluso  <i>electronic driver included</i></p>		



	3000K	4000K
	<b>20108.--.31</b>	<b>20108.--.41</b>
	<b>20108.--.31.A</b> 1-10V	<b>20108.--.41.A</b> 1-10V
	<b>20108.--.31.D</b> DALI	<b>20108.--.41.D</b> DALI
<p><b>26W LED 3600 lm CRI &gt; 85</b> (≥ 95 upon request )                      55° ^                      220÷240V 50/60 Hz                      alimentatore elettronico incluso  <i>electronic driver included</i></p>		

	<b>01762.--</b>
	<p><b>HAL / RETROFIT LED QR-111 G53 12V</b>                      10°/24°/60° ^                      220÷240V 50/60 Hz                      trasformatore elettronico incluso  <i>electronic ballast included</i></p>



Colore standard 1 settimana  
*Standard color 1 week*

○ **.01** Bianco  
*White (matt)*

Colore su richiesta 2 settimane  
*Upon request color 2 weeks*

● **.19** Grigio argento  
*Silver grey (matt)*  
 ● **.22** Nero  
*Black (matt)*  
 ● **.45** Ruggine  
*Rust*

# KRITER J

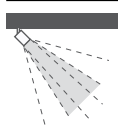
design Asahara Sigeaki



Sistema di faretti singoli o doppi a bassissima tensione in pressofusione di alluminio. Completamente orientabili, sono montati su aste nichelate di varie lunghezze. Un attacco "jack" rende facilitata l'installazione del faretto sui diversi tipi di supporto.

*Low-voltage single or double spotlights lighting system of die-cast aluminium. Fully adjustable, they are mounted on nickel plated brass stems of various drop lengths. An efficient "jack" connector allows simple mounting of the spot on different types of bearing supports.*





**06090.--**

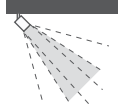
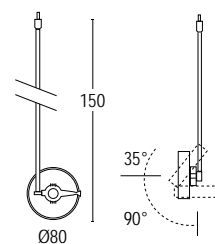
**MAX 50W HAL / RETROFIT LED G53 12V**

10°/24°/60° ^

12V 50/60 Hz

trasformatore remoto non incluso

*remote transformer not included*



**06100.--**

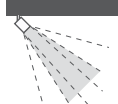
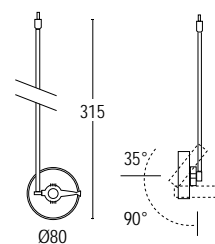
**MAX 50W HAL / RETROFIT LED G53 12V**

10°/24°/60° ^

12V 50/60 Hz

trasformatore remoto non incluso

*remote transformer not included*



**06110.--**

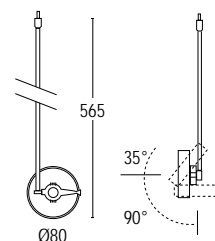
**MAX 50W HAL / RETROFIT LED G53 12V**

10°/24°/60° ^

12V 50/60 Hz

trasformatore remoto non incluso

*remote transformer not included*



Colore standard 1 settimana  
*Standard color 1 week*

○ **.01** Bianco  
*White (matt)*

Colore su richiesta 2 settimane  
*Upon request color 2 weeks*

● **.19** Grigio argento  
*Silver grey (matt)*

● **.22** Nero  
*Black (matt)*

● **.45** Ruggine  
*Rust*

Colore speciale su richiesta 4/6 settimane  
*Upon request color 4/6 weeks*

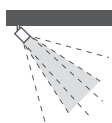
● **.30** Effetto rovere sbiancato  
*Whitened oak effect*

● **.32** Effetto noce  
*Nut effect*

● **.33** Effetto wengè  
*Wengè effect*

● **.43** Effetto cemento  
*Concrete effect*

● **.51** Effetto fibra di carbonio  
*Carbon fiber effect*



**06130.--**

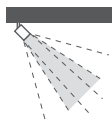
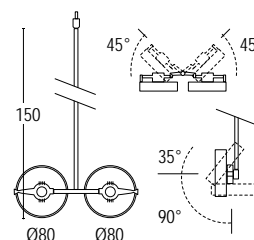
**MAX 50W HAL / RETROFIT LED G53 12V**

10°/24°/60° ^

12V 50/60 Hz

trasformatore remoto non incluso

*remote transformer not included*



**06140.--**

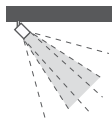
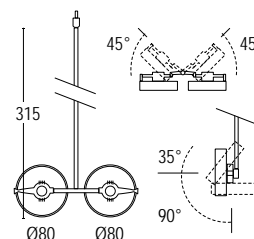
**MAX 50W HAL / RETROFIT LED G53 12V**

10°/24°/60° ^

12V 50/60 Hz

trasformatore remoto non incluso

*remote transformer not included*



**06150.--**

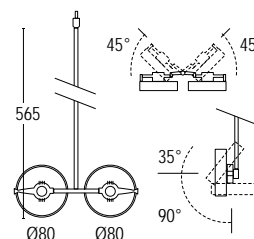
**MAX 50W HAL / RETROFIT LED G53 12V**

10°/24°/60° ^

12V 50/60 Hz

trasformatore remoto non incluso

*remote transformer not included*



Colore standard 1 settimana  
*Standard color 1 week*

○ **.01** Bianco  
*White (matt)*

Colore su richiesta 2 settimane  
*Upon request color 2 weeks*

● **.19** Grigio argento  
*Silver grey (matt)*

● **.22** Nero  
*Black (matt)*

● **.45** Ruggine  
*Rust*

Colore speciale su richiesta 4/6 settimane  
*Upon request color 4/6 weeks*

● **.30** Effetto rovere sbiancato  
*Whitened oak effect*

● **.32** Effetto noce  
*Nut effect*

● **.33** Effetto wengè  
*Wengè effect*

● **.43** Effetto cemento  
*Concrete effect*

● **.51** Effetto fibra di carbonio  
*Carbon fiber effect*

## ACCESSORI / ACCESSORIES



**01642**

Supporto SST  
*Bearing support SST*



**01652**

Supporto incasso Jack  
*In-ground support Jack*



**01649**

Adattatore per binario bassa tensione  
*Low voltage track adapter*



**01647**

"GTS" - C/TR 20=105W  
Gruppo singolo con trasformatore  
*Single spot unit with transformer*  
20=105W



**p. 428**

Compatibile con binari Stucchi  
*Stucchi compatible track*

# THIN THIN

design Serge & Robert Cornelissen



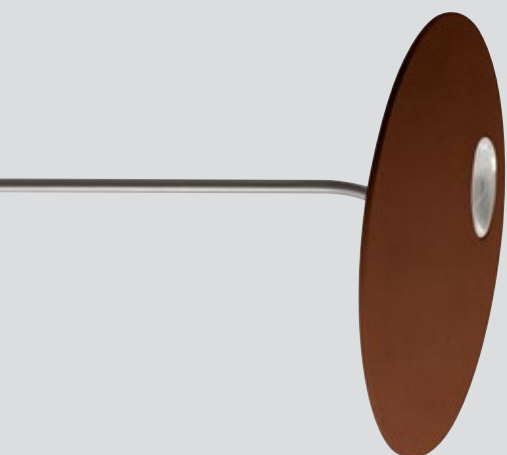



Ispirato a forme organiche, Thin Thin è un proiettore di design per l'illuminazione professionale di spazi commerciali, residenziali, uffici e musei. Disponibile in diverse colorazioni, con base per installazione a parete o con adattatore a binario. Completamente orientabile sugli assi verticale ed orizzontale per consentire la massima flessibilità di puntamento.

*Inspired by organic shapes, Thin Thin is a design projector for professional lighting in commercial, residential, office and museum spaces. Available in different colours, with base for wall mounting or track adapter. Fully adjustable on vertical and horizontal axes to allow maximum aiming flexibility.*





# THIN THIN





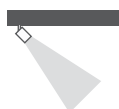
# THIN THIN A TRACK ADAPTER

IP40 - Classe I - CE / F



**3000K**

**4000K**



**23701.---.31**

**23701.---.31.A** 1-10V

**23701.---.31.D** DALI

**23701.---.41**

**23701.---.41.A** 1-10V

**23701.---.41.D** DALI

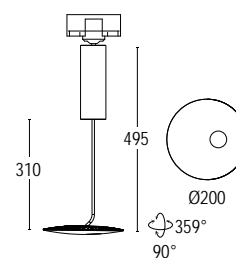
**18W LED 1920 lm CRI > 85**

24° ^

220÷240V 50/60 Hz

alimentatore elettronico incluso

*electronic driver included*



## ACCESSORI / ACCESSORIES



**p. 434**

Compatibile con binari Stucchi  
*Stucchi compatible track*

Colore standard 1 settimana  
*Standard color 1 week*

○ **.01** Bianco  
*White (matt)*

Colore su richiesta 2 settimane  
*Upon request color 2 weeks*

● **.19** Grigio argento  
*Silver grey (matt)*

● **.22** Nero  
*Black (matt)*

● **.45** Ruggine  
*Rust*

# THIN THIN B BASE

IP40 - Classe I - CE / F



**3000K**

**4000K**

**23702.---.31**

**23702.---.31.A** 1-10V

**23702.---.31.D** DALI

**23702.---.41**

**23702.---.41.A** 1-10V

**23702.---.41.D** DALI

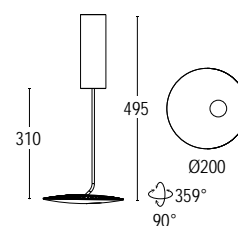
**18W LED 1920 lm CRI > 85**

24° ^

220÷240V 50/60 Hz

alimentatore elettronico incluso

*electronic driver included*



Colore standard 1 settimana  
*Standard color 1 week*

○ **.01** Bianco  
*White (matt)*

Colore su richiesta 2 settimane  
*Upon request color 2 weeks*

● **.19** Grigio argento  
*Silver grey (matt)*

● **.22** Nero  
*Black (matt)*

● **.45** Ruggine  
*Rust*

# THIN THIN R RECESSED

IP40 - Classe I - CE / F



## 3000K

## 4000K

**23705---31**

**23705---31.A** 1-10V

**23705---31.D** DALI

**23705---41**

**23705---41.A** 1-10V

**23705---41.D** DALI

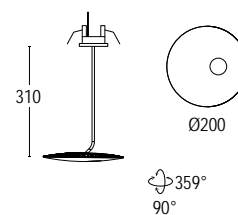
**18W LED 1920 lm CRI > 85**

24° ^

220÷240V 50/60 Hz

alimentatore elettronico incluso

*electronic driver included*



Colore standard 1 settimana  
*Standard color 1 week*

○ **.01** Bianco  
*White (matt)*

Colore su richiesta 2 settimane  
*Upon request color 2 weeks*


● **.19** Grigio argento  
*Silver grey (matt)*

● **.22** Nero  
*Black (matt)*

● **.45** Ruggine  
*Rust*

# POINT AS

design Lucitalia



Apparecchio da incasso a parete ad emissione di luce asimmetrica. Point con le sue varie finiture diventa un segna passo ideale per l'illuminazione di scale, corridoi e ambienti di passaggio.

*Recessed wall lamp with asymmetric light distribution. Ideal for lighting stairs, passageways and hallways. Body in cast aluminum finished in power coat paint with under layer protection which guarantees protection over time.*




# POINT AS



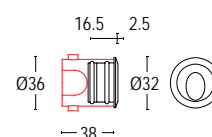
# POINT 1AS RD

IP65 - Classe III - CE / F




3000K	4000K
20505.--.31	20505.--.41

**1W LED 120 lm CRI > 85**  
 80° ^  
 max 350mA DC  
 alimentatore remoto SELV non incluso  
*remote SELV driver not included*

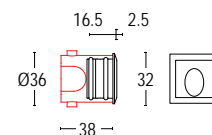


# POINT 1AS SQ



3000K	4000K
20506.--.31	20506.--.41

**1W LED 120 lm CRI > 85**  
 80° ^  
 max 350mA DC  
 alimentatore remoto SELV non incluso  
*remote SELV driver not included*



Colore standard 1 settimana  
*Standard color 1 week*

**.40** Acciaio  
*Stainless steel*

Colore su richiesta 2 settimane  
*Upon request color 2 weeks*

**.01** Bianco  
*White (matt)*

**.19** Grigio argento  
*Silver grey (matt)*

**.22** Nero  
*Black (matt)*

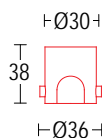
**.45** Ruggine  
*Rust*

**.50** Cromo lucido  
*Polished chrome*

## ACCESSORI / ACCESSORIES



**22001**  
 Alimentatore IP20 350mA  
 1 per max 10 Point  
 LED driver IP20 350mA  
 1 for max 10 Point



**20584**  
 Controcassa Point 1  
*rough-in housing Point 1*

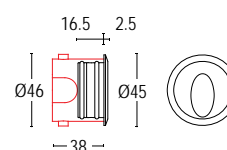
# POINT 2AS RD

IP65 - Classe III - CE / F




3000K	4000K
20535.--.31	20535.--.41

**1W LED 120 lm CRI > 85**  
 80° ^  
 max 350mA DC  
 alimentatore remoto SELV non incluso  
*remote SELV driver not included*

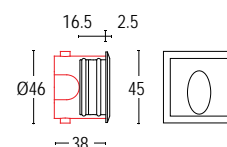


# POINT 2AS SQ



3000K	4000K
20532.--.31	20532.--.41

**1W LED 120 lm CRI > 85**  
 80° ^  
 max 350mA DC  
 alimentatore remoto SELV non incluso  
*remote SELV driver not included*



Colore standard 1 settimana  
*Standard color 1 week*

**.40** Acciaio  
*Stainless steel*

Colore su richiesta 2 settimane  
*Upon request color 2 weeks*

**.01** Bianco  
*White (matt)*

**.19** Grigio argento  
*Silver grey (matt)*

**.22** Nero  
*Black (matt)*

**.45** Ruggine  
*Rust*

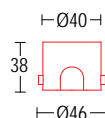
**.50** Cromo lucido  
*Polished chrome*

## ACCESSORI / ACCESSORIES



**22001**

Alimentatore IP20 350mA  
 1 per max 10 Point  
 LED driver IP20 350mA  
 1 for max 10 Point



**20585**

Controcassa Point 2  
*rough-in housing Point 2*



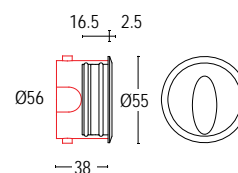
# POINT 3AS RD

IP65 - Classe III - CE / F




3000K	4000K
20533.--.31	20533.--.41

**1W LED 120 lm CRI > 85**  
 80° ^  
 max 350mA DC  
 alimentatore remoto SELV non incluso  
*remote SELV driver not included*

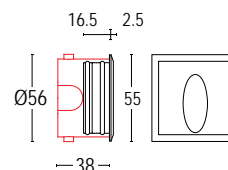


# POINT 3AS SQ



3000K	4000K
20534.--.31	20534.--.41

**1W LED 120 lm CRI > 85**  
 80° ^  
 max 350mA DC  
 alimentatore remoto SELV non incluso  
*remote SELV driver not included*



Colore standard 1 settimana  
*Standard color 1 week*

**.40** Acciaio  
*Stainless steel*

Colore su richiesta 2 settimane  
*Upon request color 2 weeks*

**.01** Bianco  
*White (matt)*

**.19** Grigio argento  
*Silver grey (matt)*

**.22** Nero  
*Black (matt)*

**.45** Ruggine  
*Rust*

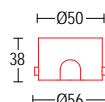
**.50** Cromo lucido  
*Polished chrome*

## ACCESSORI / ACCESSORIES



**22001**

Alimentatore IP20 350mA  
 1 per max 10 Point  
 LED driver IP20 350mA  
 1 for max 10 Point



**20586**

Controcassa Point 3  
*rough-in housing Point 3*

# ZERO AMICA R

design Francesco Brivio



Incasso a parete a luce indiretta a scomparsa, completamente rasato nel cartongesso per creare effetti scenografici ed illuminare passaggi e corridoi e rendere il prodotto invisibile. Corpo in acciaio verniciato a polveri previo trattamento di fondo che garantisce una lunga protezione nel tempo. Parabola in alluminio purissimo (99.5%) ad emissione asimmetrica verso il basso. Funzionamento a tensione di rete con alimentatore elettronico remoto.

*Plaster-in recessed wall lamp with indirect light distribution creates scenic effects while lighting passageways and hallways. Body made of steel finished in power coat paint with under layer protection which guarantees protection over time. Super pure aluminum (99.5%) reflector emits indirect light downwards. Functions on main voltage, remote power supply.*





# ZERO AMICA R


AMICA R FRAME



AMICA R FRAME GLASS



AMICA R TRIMLESS



# ZERO AMICA R

IP40 - Classe I - CE / F



**3000K**

**4000K**

**21401.--.31**

**21401.--.41**

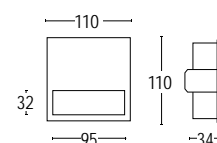
**3W LED 400 lm CRI > 85**

120° ^

220÷240V 50/60 Hz

alimentatore elettronico incluso

*electronic driver included*



Colore standard 1 settimana  
*Standard color 1 week*

○ **.01** Bianco  
*White (matt)*

Colore su richiesta 2 settimane  
*Upon request color 2 weeks*

● **.19** Grigio argento  
*Silver grey (matt)*

● **.22** Nero  
*Black (matt)*

● **.45** Ruggine  
*Rust*

Colore speciale su richiesta 4/6 settimane  
*Upon request color 4/6 weeks*

● **.27** Corpo nero - riflettore oro  
*Black body - gold reflector*

● **.25** Corpo bianco - riflettore oro  
*White body - gold reflector*

# ZERO AMICA TRIMLESS



**3000K**

**4000K**

**21402.--.31**

**21402.--.41**

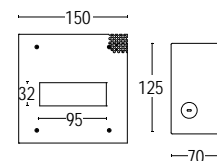
**3W LED 400 lm CRI > 85**

120° ^

220÷240V 50/60 Hz

alimentatore elettronico incluso

*electronic driver included*



Colore standard 1 settimana  
*Standard color 1 week*

○ **.01** Riflettore standard  
*Standard reflector*

Colore speciale su richiesta 4/6 settimane  
*Upon request color 4/6 weeks*

● **.56** Riflettore oro  
*Gold reflector*

# ZERO AMICA R



# ZERO AMICA R GLASS

IP40 - Classe I - CE / F



**3000K**

**4000K**

**21406.--.31**

**21406.--.41**

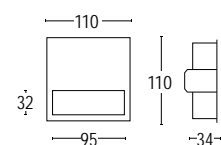
**3W LED 400 lm CRI > 85**

120° ^

220÷240V 50/60 Hz

alimentatore elettronico incluso

*electronic driver included*



## ACCESSORI / ACCESSORIES



**21404**

Controcassa per muratura in cemento o laterizio  
*Concrete recessing box*

Colore standard 1 settimana  
*Standard color 1 week*

○ **.01** Vetro bianco  
*White glass*

Colore su richiesta 2 settimane  
*Upon request color 2 weeks*

● **.22** Vetro nero  
*Black glass*

Colore speciale su richiesta 4/6 settimane  
*Upon request color 4/6 weeks*

● **.27** Corpo nero - riflettore oro  
*Black body - gold reflector*

● **.25** Corpo bianco - riflettore oro  
*White body - gold reflector*

# ZERO BLADE

design Francesco Brivio



Lampada da incasso a parete a luce indiretta, concepita come una fessura luminosa che proietta una lama di luce, illuminando passaggi e corridoi. Disponibile in 2 versioni, con cornice o rasa, senza cornice con funzionamento a tensione di rete e alimentatore elettronico incorporato, ove previsto.

*Recessed wall lamp with indirect light distribution, conceived as a luminous slot which projects a blade of light, creates scenic effects while lighting passageways and hallways. Available in two versions- with frame or frameless and functions on main voltage, integral electronic power supply included where needed.*







# ZERO BLADE



GOLD REFLECTOR

# ZERO BLADE FRAME

IP40 - Classe I - CE / F



**3000K**

**4000K**

**21801.--.31.A**

**21801.--.41.A**

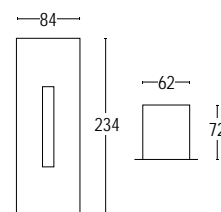
**4W LED 500 lm CRI > 85**

30° ^

220÷240V 50/60 Hz

alimentatore elettronico incluso

*electronic driver included*



## ACCESSORI / ACCESSORIES



**21804**

Controcassa per muratura in cemento o laterizio  
*Concrete recessing box*



**21803**

Controcassa per cartongesso (non obbligatorio)  
*Drywall recessing box (not mandatory)*

Colore standard 1 settimana  
*Standard color 1 week*

○ **.01** Bianco  
*White (matt)*

Colore su richiesta 2 settimane  
*Upon request color 2 weeks*

● **.19** Grigio argento  
*Silver grey (matt)*

● **.22** Nero  
*Black (matt)*

● **.45** Ruggine  
*Rust*

Colore speciale su richiesta 4/6 settimane  
*Upon request color 4/6 weeks*

● **.27** Corpo nero - riflettore oro  
*Black body - gold reflector*

● **.25** Corpo bianco - riflettore oro  
*white body - gold reflector*

# ZERO BLADE GLASS FRAME

IP40 - Classe I - CE / F



**3000K**

**4000K**

**21806.--.31.A** 1-10V

**21806.--.41.A** 1-10V

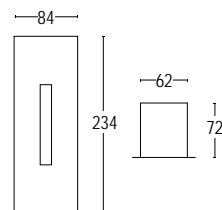
**4W LED 500 lm CRI > 85**

30° ^

220÷240V 50/60 Hz

alimentatore elettronico incluso

*electronic driver included*



## ACCESSORI / ACCESSORIES



**21804**

Controcassa per muratura in cemento o laterizio  
*Concrete recessing box*



**21803**

Controcassa per cartongesso (non obbligatorio)  
*Drywall recessing box (not mandatory)*

Colore standard 1 settimana  
*Standard color 1 week*

○ **.01** Vetro bianco  
*White glass*

Colore su richiesta 2 settimane  
*Upon request color 2 weeks*

● **.22** Vetro nero  
*Black glass*

Colore speciale su richiesta 4/6 settimane  
*Upon request color 4/6 weeks*

● **.27** Corpo nero - riflettore oro  
*Black body - gold reflector*

● **.25** Corpo bianco - riflettore oro  
*white body - gold reflector*

# ZERO BLADE TRIMLESS

IP40 - Classe I - CE / F



**3000K**

**4000K**

**21802.--.31.A** 1-10V

**21802.--.41.A** 1-10V

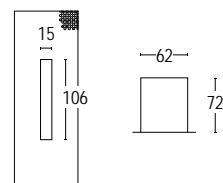
**4W LED 500 lm CRI > 85**

30° ^

220÷240V 50/60 Hz

alimentatore elettronico incluso

*electronic driver included*



## ACCESSORI / ACCESSORIES



**21804**

Controcassa per muratura in cemento o laterizio  
*Concrete recessing box*



**21803**

Controcassa per cartongesso (non obbligatorio)  
*Drywall recessing box (not mandatory)*

Colore standard 1 settimana  
*Standard color 1 week*

○ **.01** Riflettore standard  
*Standard reflector*

Colore speciale su richiesta 4/6 settimane  
*Upon request color 4/6 weeks*

● **.56** Riflettore oro  
*Gold reflector*

# POINT R OR

design Lucitalia



Apparecchio da incasso a parete e terreno. Point con le sue varie finiture diventa un segna passo ideale per l'illuminazione di scale, corridoi e ambienti di passaggio. Grazie al suo indice di protezione IP 65, risulta inoltre particolarmente indicato per luoghi dove si presenta necessaria un'elevata protezione contro umidità e acqua.

*Wall and in-ground recessed lamp. Ideal for lighting stairs, passageways and hallways. Body in cast aluminum finished in power coat paint with under layer protection which guarantees protection over time. IP 65 rating makes it ideal for installation in areas where protection against elevated humidity and water are necessary.*





# POINT R OR





# POINT 1R OR

IP54 - Classe III - CE / F



**3000K**

**4000K**

**20521.--.31**

**20521.--.41**



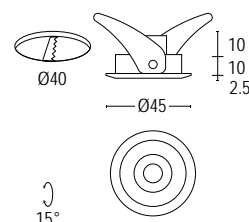
**1,5W LED 170 lm CRI > 85**

16° ^ adjustable

max 500mA DC

alimentatore remoto SELV non incluso

*remote SELV driver not included*



**3000K**

**4000K**

**20520.--.31**

**20521.--.41**



**1,5W LED 170 lm CRI > 85**

32° ^ adjustable

max 500mA DC

alimentatore remoto SELV non incluso

*remote SELV driver not included*

Colore standard 1 settimana

*Standard color 1 week*

● **.40** Acciaio  
*Stainless steel*

Colore su richiesta 2 settimane

*Upon request color 2 weeks*

○ **.01** Bianco  
*White (matt)*

● **.19** Grigio argento  
*Silver grey (matt)*

● **.22** Nero  
*Black (matt)*

● **.45** Ruggine  
*Rust*

## ACCESSORI / ACCESSORIES



**22008**

Alimentatore IP20 500mA

1 per max 10 Point

LED driver IP20 500mA

1 for max 10 Point

# POINT 2R OR

IP54 - Classe III - CE / F



**3000K**

**4000K**

**20523.--.31**

**20523.--.41**

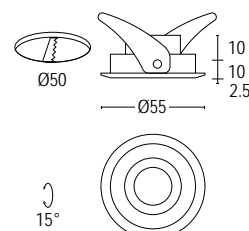
**2W LED 225 lm CRI > 85**

13° ^ adjustable

max 700mA DC

alimentatore remoto SELV non incluso

*remote SELV driver not included*



**3000K**

**4000K**

**20522.--.31**

**20522.--.41**

**2W LED 225 lm CRI > 85**

47° ^ adjustable

max 700mA DC

alimentatore remoto SELV non incluso

*remote SELV driver not included*

Colore standard 1 settimana

*Standard color 1 week*

**.40** Acciaio  
*Stainless steel*

Colore su richiesta 2 settimane

*Upon request color 2 weeks*

**.01** Bianco  
*White (matt)*

**.19** Grigio argento  
*Silver grey (matt)*

**.22** Nero  
*Black (matt)*

**.45** Ruggine  
*Rust*

## ACCESSORI / ACCESSORIES




**22014**

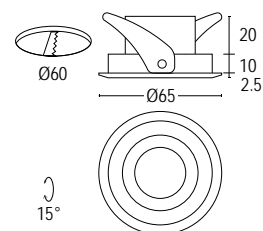
Alimentatore IP20 700mA  
1 per max 10 Point  
*LED driver IP20 700mA*  
1 for max 10 Point


# POINT 3R OR

IP54 - Classe III - CE / F



	3000K	4000K
	<b>20525.--.31</b>	<b>20525.--.41</b>
	<b>3W LED 315 lm CRI &gt; 85</b> 10° ^ adjustable max 1050mA DC alimentatore remoto SELV non incluso <i>remote SELV driver not included</i>	



	3000K	4000K
	<b>20524.--.31</b>	<b>20524.--.41</b>
	<b>3W LED 315 lm CRI &gt; 85</b> 37° ^ adjustable max 1050mA DC alimentatore remoto SELV non incluso <i>remote SELV driver not included</i>	

Colore standard 1 settimana  
*Standard color 1 week*

 **.40** Acciaio  
*Stainless steel*

Colore su richiesta 2 settimane  
*Upon request color 2 weeks*

 **.01** Bianco  
*White (matt)*

 **.19** Grigio argento  
*Silver grey (matt)*

 **.22** Nero  
*Black (matt)*

 **.45** Ruggine  
*Rust*

## ACCESSORI / ACCESSORIES



**22017**

Alimentatore IP20 1050mA  
 1 per max 10 Point  
 LED driver IP20 1050mA  
 1 for max 10 Point

# GEKKO

design Serge & Robert Cornelissen



Gekko è una linea di apparecchi da incasso a soffitto per l'illuminazione di spazi commerciali e residenziali. Il corpo, disegnato per garantire un ottimo comfort visivo senza abbagliamento, consente di essere regolato sia sull'asse orizzontale che verticale permettendo di illuminare pareti in modo omogeneo. Disponibile in molteplici finiture.

*Gekko is a recessed line of fixtures designed for light commercial and residential spaces. The body is designed to deliver a high level of glare-free visual comfort. It can be adjusted on both horizontal and vertical axes in order to deliver homogeneous wall wash lighting. Gekko is available in multiple finishes.*





# GEKKO



# GEKKO RD RF

IP20 - Classe II - CE / F



**3000K**

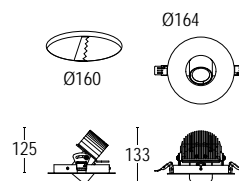
**4000K**



**24420---.31**  
**24420---.31.A** 1-10V  
**24420---.31.D** DALI

**24420---.41**  
**24420---.41.A** 1-10V  
**24420---.41.D** DALI

**18W LED 2700 lm CRI > 85** ( ≥ 95 upon request )  
 30° ^ adjustable  
 220÷240V 50/60 Hz  
 alimentatore elettronico incluso  
*electronic driver included*



**24421---.31**  
**24421---.31.A** 1-10V  
**24421---.31.D** DALI

**24421---.41**  
**24421---.41.A** 1-10V  
**24421---.41.D** DALI

**18W LED 2700 lm CRI > 85** ( ≥ 95 upon request )  
 55° ^ adjustable  
 220÷240V 50/60 Hz  
 alimentatore elettronico incluso  
*electronic driver included*



**24401---.31**  
**24401---.31.A** 1-10V  
**24401---.31.D** DALI

**24401---.41**  
**24401---.41.A** 1-10V  
**24401---.41.D** DALI

**26W LED 3600 lm CRI > 85** ( ≥ 95 upon request )  
 30° ^ adjustable  
 220÷240V 50/60 Hz  
 alimentatore elettronico incluso  
*electronic driver included*

**3000K**

**4000K**



**24402---.31**  
**24402---.31.A** 1-10V  
**24402---.31.D** DALI

**24402---.41**  
**24402---.41.A** 1-10V  
**24402---.41.D** DALI

**26W LED 3600 lm CRI > 85** ( ≥ 95 upon request )  
 55° ^ adjustable  
 220÷240V 50/60 Hz  
 alimentatore elettronico incluso  
*electronic driver included*

Colore standard 1 settimana  
*Standard color 1 week*


○ **.01** Bianco  
*White (matt)*

Colore su richiesta 2 settimane  
*Upon request color 2 weeks*

● **.19** Grigio argento  
*Silver grey (matt)*

● **.22** Nero  
*Black (matt)*

# GEKKO RD RT





# GEKKO RD RT

IP20 - Classe II - CE / F



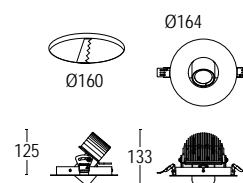
**3000K**

**4000K**

**24422.--.31**  
**24422.--.31.A** 1-10V  
**24422.--.31.D** DALI

**24422.--.41**  
**24422.--.41.A** 1-10V  
**24422.--.41.D** DALI

**18W LED 2700 lm CRI > 85** ( ≥ 95 upon request )  
 30° ^ adjustable  
 220÷240V 50/60 Hz  
 alimentatore elettronico incluso  
*electronic driver included*



**24423.--.31**  
**24423.--.31.A** 1-10V  
**24423.--.31.D** DALI

**24423.--.41**  
**24423.--.41.A** 1-10V  
**24423.--.41.D** DALI

**18W LED 2700 lm CRI > 85** ( ≥ 95 upon request )  
 55° ^ adjustable  
 220÷240V 50/60 Hz  
 alimentatore elettronico incluso  
*electronic driver included*

**24403.--.31**  
**24403.--.31.A** 1-10V  
**24403.--.31.D** DALI

**24403.--.41**  
**24403.--.41.A** 1-10V  
**24403.--.41.D** DALI

**26W LED 3600 lm CRI > 85** ( ≥ 95 upon request )  
 30° ^ adjustable  
 220÷240V 50/60 Hz  
 alimentatore elettronico incluso  
*electronic driver included*

**3000K**

**4000K**

**24404.--.31**  
**24404.--.31.A** 1-10V  
**24404.--.31.D** DALI

**24404.--.41**  
**24404.--.41.A** 1-10V  
**24404.--.41.D** DALI

**26W LED 3600 lm CRI > 85** ( ≥ 95 upon request )  
 55° ^ adjustable  
 220÷240V 50/60 Hz  
 alimentatore elettronico incluso  
*electronic driver included*

Colore standard 1 settimana  
*Standard color 1 week*

○ **.01** Bianco  
*White (matt)*

Colore su richiesta 2 settimane  
*Upon request color 2 weeks*

● **.19** Grigio argento  
*Silver grey (matt)*

● **.22** Nero  
*Black (matt)*

Consultare il sito web per i dati aggiornati. *Refer to the website for the latest updated information*

# GEKKO 1L SQ RF

IP20 - Classe II - CE / F



**3000K**

**4000K**



**24444.--.31**

**24444.--.31.A** 1-10V

**24444.--.31.D** DALI

**24444.--.41**

**24444.--.41.A** 1-10V

**24444.--.41.D** DALI

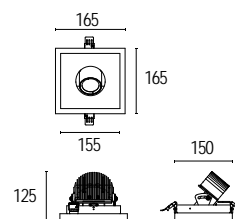
**18W LED 2700 lm CRI > 85** ( ≥ 95 upon request )

30° ^ adjustable

220÷240V 50/60 Hz

alimentatore elettronico incluso

*electronic driver included*



**24445.--.31**

**24445.--.31.A** 1-10V

**24445.--.31.D** DALI

**24445.--.41**

**24445.--.41.A** 1-10V

**24445.--.41.D** DALI

**18W LED 2700 lm CRI > 85** ( ≥ 95 upon request )

55° ^ adjustable

220÷240V 50/60 Hz

alimentatore elettronico incluso

*electronic driver included*



**24440.--.31**

**24440.--.31.A** 1-10V

**24440.--.31.D** DALI

**24440.--.41**

**24440.--.41.A** 1-10V

**24440.--.41.D** DALI

**26W LED 3600 lm CRI > 85** ( ≥ 95 upon request )

30° ^ adjustable

220÷240V 50/60 Hz

alimentatore elettronico incluso

*electronic driver included*



**24441.--.31**

**24441.--.31.A** 1-10V

**24441.--.31.D** DALI

**24441.--.41**

**24441.--.41.A** 1-10V

**24441.--.41.D** DALI

**26W LED 3600 lm CRI > 85** ( ≥ 95 upon request )

55° ^ adjustable

220÷240V 50/60 Hz

alimentatore elettronico incluso

*electronic driver included*

Colore standard 1 settimana  
*Standard color 1 week*

○ **.01** Bianco  
*White (matt)*

Colore su richiesta 2 settimane  
*Upon request color 2 weeks*

● **.19** Grigio argento  
*Silver grey (matt)*

● **.22** Nero  
*Black (matt)*

# GEKKO 2L SQ RF

IP20 - Classe II - CE / F



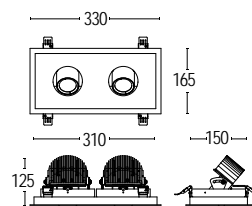
**3000K**

**4000K**

**24415.--.31**  
**24415.--.31.A** 1-10V  
**24415.--.31.D** DALI

**24415.--.41**  
**24415.--.41.A** 1-10V  
**24415.--.41.D** DALI

**2 x 18W LED 2700 lm CRI > 85** ( ≥ 95 upon request )  
 30° ^ adjustable  
 220÷240V 50/60 Hz  
 alimentatore elettronico incluso  
*electronic driver included*



**24413.--.31**  
**24413.--.31.A** 1-10V  
**24413.--.31.D** DALI

**24413.--.41**  
**24413.--.41.A** 1-10V  
**24413.--.41.D** DALI

**2 x 18W LED 2700 lm CRI > 85** ( ≥ 95 upon request )  
 55° ^ adjustable  
 220÷240V 50/60 Hz  
 alimentatore elettronico incluso  
*electronic driver included*

**24411.--.31**  
**24411.--.31.A** 1-10V  
**24411.--.31.D** DALI

**24411.--.41**  
**24411.--.41.A** 1-10V  
**24411.--.41.D** DALI

**2 x 26W LED 3600 lm CRI > 85** ( ≥ 95 upon request )  
 30° ^ adjustable  
 220÷240V 50/60 Hz  
 alimentatore elettronico incluso  
*electronic driver included*

**24409.--.31**  
**24409.--.31.A** 1-10V  
**24409.--.31.D** DALI

**24409.--.41**  
**24409.--.41.A** 1-10V  
**24409.--.41.D** DALI

**2 x 26W LED 3600 lm CRI > 85** ( ≥ 95 upon request )  
 55° ^ adjustable  
 220÷240V 50/60 Hz  
 alimentatore elettronico incluso  
*electronic driver included*

Colore standard 1 settimana  
*Standard color 1 week*

○ **.01** Bianco  
*White (matt)*

Colore su richiesta 2 settimane  
*Upon request color 2 weeks*

● **.19** Grigio argento  
*Silver grey (matt)*

● **.22** Nero  
*Black (matt)*

# GEKKO 1L SQ RT

IP20 - Classe II - CE / F



**3000K**

**4000K**



**24446.--.31**

**24446.--.31.A** 1-10V

**24446.--.31.D** DALI

**24446.--.41**

**24446.--.41.A** 1-10V

**24446.--.41.D** DALI

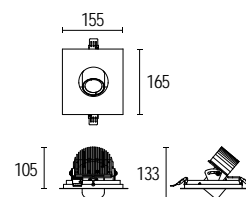
**18W LED 2700 lm CRI > 85** ( ≥ 95 upon request )

30° ^ adjustable

220÷240V 50/60 Hz

alimentatore elettronico incluso

*electronic driver included*



**24447.--.31**

**24447.--.31.A** 1-10V

**24447.--.31.D** DALI

**24447.--.41**

**24447.--.41.A** 1-10V

**24447.--.41.D** DALI

**18W LED 2700 lm CRI > 85** ( ≥ 95 upon request )

55° ^ adjustable

220÷240V 50/60 Hz

alimentatore elettronico incluso

*electronic driver included*



**24442.--.31**

**24442.--.31.A** 1-10V

**24442.--.31.D** DALI

**24442.--.41**

**24442.--.41.A** 1-10V

**24442.--.41.D** DALI

**26W LED 3600 lm CRI > 85** ( ≥ 95 upon request )

30° ^ adjustable

220÷240V 50/60 Hz

alimentatore elettronico incluso

*electronic driver included*



**24443.--.31**

**24443.--.31.A** 1-10V

**24443.--.31.D** DALI

**24443.--.41**

**24443.--.41.A** 1-10V

**24443.--.41.D** DALI

**26W LED 3600 lm CRI > 85** ( ≥ 95 upon request )

55° ^ adjustable

220÷240V 50/60 Hz

alimentatore elettronico incluso

*electronic driver included*

# GEKKO 2L SQ RT

IP20 - Classe II - CE / F



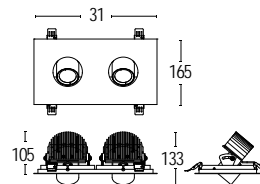
**3000K**

**4000K**



3000K	4000K
<b>24414.--.31</b>	<b>24414.--.41</b>
<b>24414.--.31.A</b> 1-10V	<b>24414.--.41.A</b> 1-10V
<b>24414.--.31.D</b> DALI	<b>24414.--.41.D</b> DALI

**2 x 18W LED 2700 lm CRI > 85** ( ≥ 95 upon request )  
 30° ^ adjustable  
 220÷240V 50/60 Hz  
 alimentatore elettronico incluso  
*electronic driver included*



3000K	4000K
<b>24412.--.31</b>	<b>24412.--.41</b>
<b>24412.--.31.A</b> 1-10V	<b>24412.--.41.A</b> 1-10V
<b>24412.--.31.D</b> DALI	<b>24412.--.41.D</b> DALI

**2 x 18W LED 2700 lm CRI > 85** ( ≥ 95 upon request )  
 55° ^ adjustable  
 220÷240V 50/60 Hz  
 alimentatore elettronico incluso  
*electronic driver included*



3000K	4000K
<b>24410.--.31</b>	<b>24410.--.41</b>
<b>24410.--.31.A</b> 1-10V	<b>24410.--.41.A</b> 1-10V
<b>24410.--.31.D</b> DALI	<b>24410.--.41.D</b> DALI

**2 x 26W LED 3600 lm CRI > 85** ( ≥ 95 upon request )  
 30° ^ adjustable  
 220÷240V 50/60 Hz  
 alimentatore elettronico incluso  
*electronic driver included*



3000K	4000K
<b>24408.--.31</b>	<b>24408.--.41</b>
<b>24408.--.31.A</b> 1-10V	<b>24408.--.41.A</b> 1-10V
<b>24408.--.31.D</b> DALI	<b>24408.--.41.D</b> DALI

**2 x 26W LED 3600 lm CRI > 85** ( ≥ 95 upon request )  
 55° ^ adjustable  
 220÷240V 50/60 Hz  
 alimentatore elettronico incluso  
*electronic driver included*

# HIDE

design Lucitalia





Hide è la linea di apparecchi da incasso a soffitto per l'illuminazione di spazi commerciali e residenziali capace di integrarsi perfettamente al contesto architettonico, scomparendo nella struttura stessa. La sua profondità di incasso garantisce l'assoluto comfort visivo, evitando il rischio di abbagliamento e mediante un sistema telescopico, consente inoltre di regolare la distanza interna dell'ottica dal corpo stesso. Hide è disponibile in versione tonda e quadra, in due dimensioni e nelle finiture gold, white, black.

*Hide is a recessed line of fixtures designed for light commercial and residential spaces, capable of perfectly integrating into the architectural context and disappearing into the structure itself. The body is designed to deliver a high level of glare-free visual comfort. Distance of the optic inside the body can be adjusted and set by using the integrated telescopic system. Hide is available in round or square without frame, in two dimensions and multiple finishes: gold, white, black.*





# HIDE





# HIDE 1R RD

IP40 - Classe I - CE / F



**3000K**

**4000K**



**26201.--.31**

**26201.--.31.A** 1-10V

**26201.--.31.D** DALI

**26201.--.41**

**26201.--.41.A** 1-10V

**26201.--.41.D** DALI

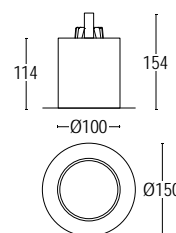
**10W LED 1250 lm CRI > 85** (≥ 95 upon request)

40° ^ adjustable

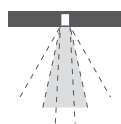
220÷240V 50/60 Hz

alimentatore elettronico incluso

*electronic driver included*



**26203.--**



**HAL / RETROFIT LED GU10**

12°/36°/60° ^

220÷240V 50/60 Hz

Colore standard 1 settimana  
*Standard color 1 week*

- **.01** Bianco  
*White (matt)*
- **.22** Nero  
*Black (matt)*

Colore speciale su richiesta 4/6 settimane  
*Upon request color 4/6 weeks*


- **.56** Oro spazzolato  
*Brushed gold*

# HIDE 2R RD



# HIDE 2R RD

IP40 - Classe I - CE / F



**3000K**

**4000K**



**26213.--.31**

**26213.--.31.A** 1-10V

**26213.--.31.D** DALI

**26213.--.41**

**26213.--.41.A** 1-10V

**26213.--.41.D** DALI

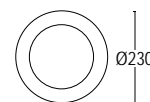
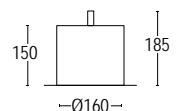
**18W LED 2700 lm CRI > 85** ( ≥ 95 upon request )

55° ^ adjustable

220÷240V 50/60 Hz

alimentatore elettronico incluso

*electronic driver included*



**26211.--.31**

**26211.--.31.A** 1-10V

**26211.--.31.D** DALI

**26211.--.41**

**26211.--.41.A** 1-10V

**26211.--.41.D** DALI

**26W LED 3600 lm CRI > 85** ( ≥ 95 upon request )

55° ^ adjustable

220÷240V 50/60 Hz

alimentatore elettronico incluso

*electronic driver included*



**26214.--.31**

**26214.--.31.A** 1-10V

**26214.--.31.D** DALI

**26214.--.41**

**26214.--.41.A** 1-10V

**26214.--.41.D** DALI

**32W LED 4500 lm CRI > 85** ( ≥ 95 upon request )

55° ^ adjustable

220÷240V 50/60 Hz

alimentatore elettronico incluso

*electronic driver included*

Colore standard 1 settimana  
*Standard color 1 week*

- **.01** Bianco  
*White (matt)*
- **.22** Nero  
*Black (matt)*

Colore speciale su richiesta 4/6 settimane  
*Upon request color 4/6 weeks*

- **.56** Oro spazzolato  
*Brushed gold*

# HIDE 1R SQ

IP40 - Classe I - CE / F



**3000K**

**4000K**



**26231.--.31**

**26231.--.31.A** 1-10V

**26231.--.31.D** DALI

**26231.--.41**

**26231.--.41.A** 1-10V

**26231.--.41.D** DALI

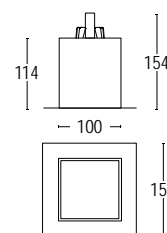
**10W LED 1250 lm CRI > 85** (≥ 95 upon request)

40° ^ adjustable

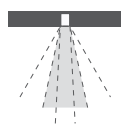
220÷240V 50/60 Hz

alimentatore elettronico incluso

*electronic driver included*



**26233.--**



**HAL / RETROFIT LED GU10**

12°/36°/60° ^

220÷240V 50/60 Hz

Colore standard 1 settimana  
*Standard color 1 week*

○ **.01** Bianco  
*White (matt)*

● **.22** Nero  
*Black (matt)*

Colore speciale su richiesta 4/6 settimane  
*Upon request color 4/6 weeks*

● **.56** Oro spazzolato  
*Brushed gold*

# HIDE 2R SQ

IP40 - Classe I - CE / F



**3000K**

**4000K**



**26217.--.31**

**26217.--.31.A** 1-10V

**26217.--.31.D** DALI

**26217.--.41**

**26217.--.41.A** 1-10V

**26217.--.41.D** DALI

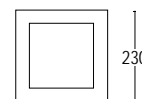
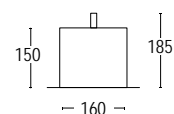
**18W LED 2700 lm CRI > 85** (≥ 95 upon request)

55° ^ adjustable

220÷240V 50/60 Hz

alimentatore elettronico incluso

*electronic driver included*



**26215.--.31**

**26215.--.31.A** 1-10V

**26215.--.31.D** DALI

**26215.--.41**

**26215.--.41.A** 1-10V

**26215.--.41.D** DALI

**26W LED 3600 lm CRI > 85** (≥ 95 upon request)

55° ^ adjustable

220÷240V 50/60 Hz

alimentatore elettronico incluso

*electronic driver included*



**26218.--.31**

**26218.--.31.A** 1-10V

**26218.--.31.D** DALI

**26218.--.41**

**26218.--.41.A** 1-10V

**26218.--.41.D** DALI

**32W LED 4500 lm CRI > 85**

55° ^ adjustable

220÷240V 50/60 Hz

alimentatore elettronico incluso

*electronic driver included*

Colore standard 1 settimana  
*Standard color 1 week*

- **.01** Bianco  
*White (matt)*
- **.22** Nero  
*Black (matt)*

Colore speciale su richiesta 4/6 settimane  
*Upon request color 4/6 weeks*

- **.56** Oro spazzolato  
*Brushed gold*

# ADAM

design Lucitalia




Adam è la linea di apparecchi da incasso a soffitto per l'illuminazione di spazi commerciali e residenziali. Il corpo è disegnato per garantire un ottimo comfort visivo senza abbagliamento e consente, tramite un sistema telescopico, di regolare sia la distanza interna dell'ottica dal corpo che la sporgenza del corpo dal soffitto. Disponibile sia in versione tonda che quadra con cornice o senza cornice, in 2 dimensioni ed in molteplici finiture.

*Adam is a recessed line of fixtures designed for light commercial and residential spaces. The body is designed to deliver a high level of glare-free visual comfort. Distance of the optic in the body and protrusion from the ceiling can be adjusted and set using the integrated telescopic system. Adam is available in round or square, with frame or without frame, in two dimensions and multiple finishes.*





# ADAM R





# ADAM 1R RD 00 OR

IP20 - Classe I - CE / F



**3000K**

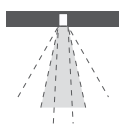
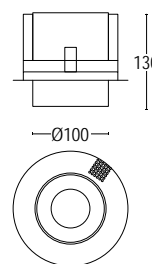
**4000K**



**20351.--.31**  
**20351.--.31.A** 1-10V  
**20351.--.31.D** DALI

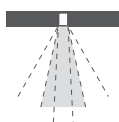
**20351.--.41**  
**20351.--.41.A** 1-10V  
**20351.--.41.D** DALI

**10W LED 1250 lm CRI > 85** (≥ 95 upon request)  
 40° ^  
 220÷240V 50/60 Hz  
 alimentatore elettronico incluso  
*electronic driver included*



**20354.--**

**HAL / RETROFIT LED GU10**  
 8°/24°/38° ^  
 220÷240V 50/60 Hz



**20353.--**

**HAL / RETROFIT LED GU5,3 12V**  
 8°/24°/38° ^  
 12V 50/60 Hz  
 trasformatore remoto non incluso  
*remote transformer not included*

## ACCESSORI / ACCESSORIES



**20382.79**

Diffusore acidato  
*Acid diffuser*



**20988.01**

Vetro bianco  
*White glass*



**20380**

Riflettore fascio medio 20°  
*20° medium reflector*



**20381.00**

Schermo antiabbagliamento  
 a nido d'ape  
*Honeycomb anti-dazzle screen*



**20988.22**

Vetro nero  
*Black glass*



**01919**

Trasformatore elettronico 20-105W  
 IP 20 (230/240-12V)  
*Electronic transformer 20-105W  
 IP 20 (230/240-12V)*

Colore standard 1 settimana  
*Standard color 1 week*

○ **.01** Bianco  
*White (matt)*

Colore su richiesta 2 settimane  
*Upon request color 2 weeks*

● **.19** Grigio argento  
*Silver grey (matt)*

● **.22** Nero  
*Black (matt)*

# ADAM 1R RD 00 OR

IP20 - Classe I - CE / F



# ADAM 1R RD 11 OR

IP20 - Classe I - CE / F



**3000K**

**4000K**



**20355.--.31**

**20355.--.31.A** 1-10V

**20355.--.31.D** DALI

**20355.--.41**

**20355.--.41.A** 1-10V

**20355.--.41.D** DALI

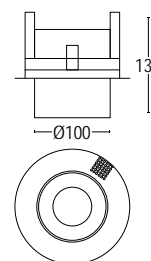
**10W LED 1250 lm CRI > 85** (≥ 95 upon request)

40° ^

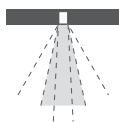
220÷240V 50/60 Hz

alimentatore elettronico incluso

*electronic driver included*



**20357.--**

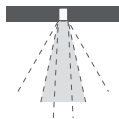


**HAL / RETROFIT LED GU10**

8°/24°/38° ^

220÷240V 50/60 Hz

**20358.--**



**HAL / RETROFIT LED GU5,3 12V**

8°/24°/38° ^

12V 50/60 Hz

trasformatore remoto non incluso

*remote transformer not included*

## ACCESSORI / ACCESSORIES



**20382.79**

Diffusore acidato  
*Acid diffuser*



**20988.01**

Vetro bianco  
*White glass*



**20380**

Riflettore fascio medio 20°  
*20° medium reflector*



**20381.00**

Schermo antiabbagliamento  
a nido d'ape  
*Honeycomb anti-dazzle screen*



**20988.22**

Vetro nero  
*Black glass*



**01919**

Trasformatore elettronico 20-105W  
IP 20 (230/240-12V)  
*Electronic transformer 20-105W  
IP 20 (230/240-12V)*

Colore standard 1 settimana

*Standard color 1 week*

○ **.01** Bianco  
*White (matt)*

Colore su richiesta 2 settimane

*Upon request color 2 weeks*

● **.19** Grigio argento  
*Silver grey (matt)*

● **.22** Nero  
*Black (matt)*

# ADAM 2R RD 00 OR

IP20 - Classe I - CE / F



## 3000K

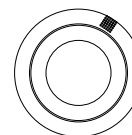
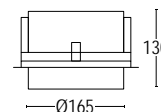
## 4000K



**20464.--.31**  
**20464.--.31.A** 1-10V  
**20464.--.31.D** DALI

**20464.--.41**  
**20464.--.41.A** 1-10V  
**20464.--.41.D** DALI

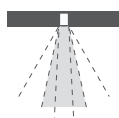
**18W LED 2700 lm CRI > 85** (≥ 95 upon request)  
55° ^  
220÷240V 50/60 Hz  
alimentatore elettronico incluso  
*electronic driver included*



**20451.--.31**  
**20451.--.31.A** 1-10V  
**20451.--.31.D** DALI

**20451.--.41**  
**20451.--.41.A** 1-10V  
**20451.--.41.D** DALI

**26W LED 3600 lm CRI > 85** (≥ 95 upon request)  
55° ^  
220÷240V 50/60 Hz  
alimentatore elettronico incluso  
*electronic driver included*



**20453.--**

**HAL / RETROFIT LED QR-111 G53 12V**

10°/24°/60° ^  
12V 50/60 Hz  
trasformatore remoto non incluso  
*remote transformer not included*

Colore standard 1 settimana  
*Standard color 1 week*

○ **.01** Bianco  
*White (matt)*

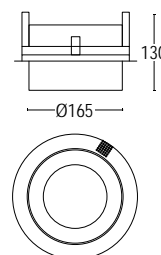
Colore su richiesta 2 settimane  
*Upon request color 2 weeks*

● **.19** Grigio argento  
*Silver grey (matt)*

● **.22** Nero  
*Black (matt)*

# ADAM 2R RD 11 OR

IP20 - Classe I - CE / F



**3000K**

**4000K**



**20465.--.31**  
**20465.--.31.A** 1-10V  
**20465.--.31.D** DALI

**20465.--.41**  
**20465.--.41.A** 1-10V  
**20465.--.41.D** DALI

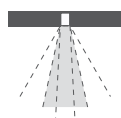
**18W LED 2700 lm CRI > 85** (≥ 95 upon request)  
 55° ^  
 220÷240V 50/60 Hz  
 alimentatore elettronico incluso  
*electronic driver included*



**20454.--.31**  
**20454.--.31.A** 1-10V  
**20454.--.31.D** DALI

**20451.--.44**  
**20451.--.44.A** 1-10V  
**20451.--.44.D** DALI

**26W LED 3600 lm CRI > 85** (≥ 95 upon request)  
 55° ^  
 220÷240V 50/60 Hz  
 alimentatore elettronico incluso  
*electronic driver included*



**20456.--**  
**HAL / RETROFIT LED QR-111 G53 12V**  
 10°/24°/60° ^  
 12V 50/60 Hz  
 trasformatore remoto non incluso  
*remote transformer not included*

## ACCESSORI / ACCESSORIES



**20481.79**  
 Diffusore acidato  
*Acid diffuser*



**21088.01**  
 Vetro bianco  
*White glass*



**20480**  
 Riflettore fascio medio 24°  
*24° medium reflector*



**20482.00**  
 Schermo antiabbagliamento  
 a nido d'ape  
*Honeycomb anti-dazzle screen*



**21088.22**  
 Vetro nero  
*Black glass*



**01919**  
 Trasformatore elettronico 20-105W  
 IP 20 (230/240-12V)  
*Electronic transformer 20-105W  
 IP 20 (230/240-12V)*

Colore standard 1 settimana  
*Standard color 1 week*

○ **.01** Bianco  
*White (matt)*

Colore su richiesta 2 settimane  
*Upon request color 2 weeks*

● **.19** Grigio argento  
*Silver grey (matt)*  
 ● **.22** Nero  
*Black (matt)*

# ADAM 1R SQ 00 OR

IP20 - Classe I - CE / F



## 3000K

## 4000K

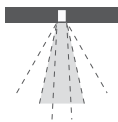
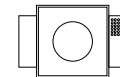
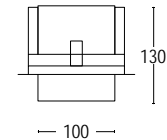


**20301.--.31**  
**20301.--.31.A** 1-10V  
**20301.--.31.D** DALI

**20301.--.41**  
**20301.--.41.A** 1-10V  
**20301.--.41.D** DALI

**10W LED 1250 lm CRI > 85** (≥ 95 upon request)  
40° ^

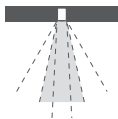
220÷240V 50/60 Hz  
alimentatore elettronico incluso  
*electronic driver included*



## 20304.--

### HAL / RETROFIT LED GU10

8°/24°/38° ^  
220÷240V 50/60 Hz



## 20303.--

### HAL / RETROFIT LED GU5,3 12V

8°/24°/38° ^  
12V 50/60 Hz  
trasformatore remoto non incluso  
*remote transformer not included*

Colore standard 1 settimana  
*Standard color 1 week*

○ **.01** Bianco  
*White (matt)*


Colore su richiesta 2 settimane  
*Upon request color 2 weeks*

● **.19** Grigio argento  
*Silver grey (matt)*

● **.22** Nero  
*Black (matt)*

# ADAM 1R SQ 11 OR

IP20 - Classe I - CE / F



**3000K**

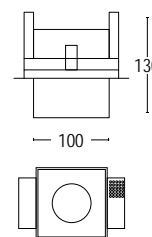
**4000K**



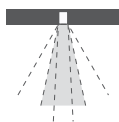
**20309.--.31**  
**20309.--.31.A** 1-10V  
**20309.--.31.D** DALI

**20309.--.41**  
**20309.--.41.A** 1-10V  
**20309.--.41.D** DALI

**10W LED 1250 lm CRI > 85** (≥ 95 upon request)  
 40° ^  
 220÷240V 50/60 Hz  
 alimentatore elettronico incluso  
*electronic driver included*

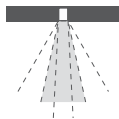


**04909.--**



**HAL / RETROFIT LED GU10**  
 8°/24°/38° ^  
 220÷240V 50/60 Hz

**04901.--**



**HAL / RETROFIT LED GU5,3 12V**  
 8°/24°/38° ^  
 12V 50/60 Hz  
 trasformatore remoto non incluso  
*remote transformer not included*

## ACCESSORI / ACCESSORIES



**20382.79**  
 Diffusore acidato  
*Acid diffuser*



**21083.01**  
 Vetro bianco  
*White glass*



**20380**  
 Riflettore fascio medio 20°  
*20° medium reflector*



**20381.00**  
 Schermo antiabbagliamento  
 a nido d'ape  
*Honeycomb anti-dazzle screen*



**21083.22**  
 Vetro nero  
*Black glass*



**01919**  
 Trasformatore elettronico 20-105W  
 IP 20 (230/240-12V)  
*Electronic transformer 20-105W  
 IP 20 (230/240-12V)*


Colore standard 1 settimana  
*Standard color 1 week*

○ **.01** Bianco  
*White (matt)*

Colore su richiesta 2 settimane  
*Upon request color 2 weeks*

● **.19** Grigio argento  
*Silver grey (matt)*  
 ● **.22** Nero  
*Black (matt)*

# ADAM 2R SQ 00 OR



## 3000K

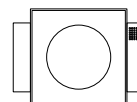
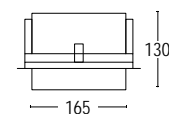
## 4000K



**20404.--.31**  
**20404.--.31.A** 1-10V  
**20404.--.31.D** DALI

**20404.--.41**  
**20404.--.41.A** 1-10V  
**20404.--.41.D** DALI

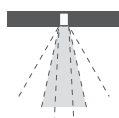
**18W LED 2700 lm CRI > 85** (≥ 95 upon request )  
 55° ^  
 220÷240V 50/60 Hz  
 alimentatore elettronico incluso  
*electronic driver included*



**20401.--.31**  
**20401.--.31.A** 1-10V  
**20401.--.31.D** DALI

**20401.--.41**  
**20401.--.41.A** 1-10V  
**20401.--.41.D** DALI

**26W LED 3600 lm CRI > 85** (≥ 95 upon request )  
 55° ^  
 220÷240V 50/60 Hz  
 alimentatore elettronico incluso  
*electronic driver included*



**20403.--**

**HAL / RETROFIT LED QR-111 G53 12V**  
 10°/24°/60° ^  
 12V 50/60 Hz  
 trasformatore remoto non incluso  
*remote transformer not included*

Colore standard 1 settimana  
*Standard color 1 week*

○ **.01** Bianco  
*White (matt)*

Colore su richiesta 2 settimane  
*Upon request color 2 weeks*

● **.19** Grigio argento  
*Silver grey (matt)*

● **.22** Nero  
*Black (matt)*



# ADAM 2R RD 11 OR

IP20 - Classe I - CE / F



**3000K**

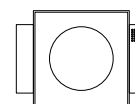
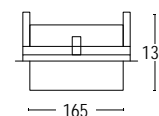
**4000K**



**20413.--.31**  
**20413.--.31.A** 1-10V  
**20413.--.31.D** DALI

**20413.--.41**  
**20413.--.41.A** 1-10V  
**20413.--.41.D** DALI

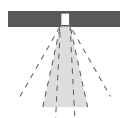
**18W LED 2700 lm CRI > 85** (≥ 95 upon request)  
 55° ^  
 220÷240V 50/60 Hz  
 alimentatore elettronico incluso  
*electronic driver included*



**20409.--.31**  
**20409.--.31.A** 1-10V  
**20409.--.31.D** DALI

**20409.--.41**  
**20409.--.41.A** 1-10V  
**20409.--.41.D** DALI

**26W LED 3600 lm CRI > 85** (≥ 95 upon request)  
 55° ^  
 220÷240V 50/60 Hz  
 alimentatore elettronico incluso  
*electronic driver included*



**04981.--**

**HAL / RETROFIT LED QR-111 G53 12V**  
 10°/24°/60° ^  
 12V 50/60 Hz  
 trasformatore remoto non incluso  
*remote transformer not included*


## ACCESSORI / ACCESSORIES



**20481.79**  
 Diffusore acidato  
*Acid diffuser*



**20983.01**  
 Vetro bianco  
*White glass*



**20480**  
 Riflettore fascio medio 24°  
*24° medium reflector*



**20482.00**  
 Schermo antiabbagliamento  
 a nido d'ape  
*Honeycomb anti-dazzle screen*



**20983.22**  
 Vetro nero  
*Black glass*



**01919**  
 Trasformatore elettronico 20-105W  
 IP 20 (230/240-12V)  
*Electronic transformer 20-105W  
 IP 20 (230/240-12V)*

Colore standard 1 settimana  
*Standard color 1 week*

○ **.01** Bianco  
*White (matt)*

Colore su richiesta 2 settimane  
*Upon request color 2 weeks*

● **.19** Grigio argento  
*Silver grey (matt)*

● **.22** Nero  
*Black (matt)*

# BOX R

design Lucitalia




Apparecchio a incasso a soffitto per l'illuminazione di spazi residenziali e commerciali. L'apparecchio è dotato di un sistema che, oltre a garantire un comfort visivo ottimale, consente l'orientabilità delle ottiche oltre i 45° al fine di ottenere un effetto wall washer. Disponibili due tipi di ottiche, a fascio medio e diffuso, e grazie a un'ampia gamma di finiture, metalliche e materiche, consente una versatilità totale in ogni contesto.

*Recessed ceiling surface mounted downlight fixture designed for light commercial and residential spaces. The item is equipped with a system that, in addition to providing optimum visual comfort, allows the optics to be adjusted more than 45° in order to achieve a wall washer effect. Diffused or medium beam optics available. Wide range of finishes further its versatility.*





# BOX R



# BOX 0R SQ

IP20 - Classe I - CE / F



3000K

4000K

25152.--.31.T

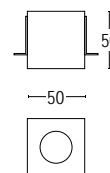
25152.--.41.T TRAILING EDGE



**4,5W LED 400 lm CRI > 85**

60° ^

220÷240V 50/60 Hz



Colore standard 1 settimana

Standard color 1 week

● **.22** Nero  
Black (matt)

# BOX 1R SQ 1L

IP20 - Classe I - CE / F



**3000K**

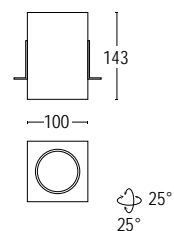
**4000K**

**20926.--.31**

**20926.--.41**



**10W LED 1250 lm CRI > 85** ( ≥ 95 upon request )  
20° ^  
220÷240V 50/60 Hz  
alimentatore elettronico incluso  
*electronic driver included*



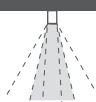
**20916.--.31**

**20916.--.41**



**10W LED 1250 lm CRI > 85** ( ≥ 95 upon request )  
40° ^  
220÷240V 50/60 Hz  
alimentatore elettronico incluso  
*electronic driver included*

**20920.--**



**HAL / RETROFIT LED GU10**  
8°/24°/38° ^  
220÷240V 50/60 Hz

Colore standard 1 settimana  
*Standard color 1 week*

● **.22** Nero  
*Black (matt)*

# BOX 1R SQ 2L

IP20 - Classe I - CE / F



**3000K**

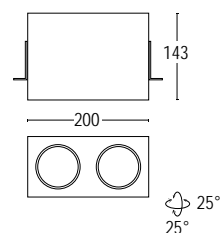
**4000K**

**20927.---31**

**20927.---41**



**2 x 10W LED 2 x 1250 lm CRI > 85** (≥ 95 upon request )  
20° ^  
220÷240V 50/60 Hz  
alimentatore elettronico incluso  
*electronic driver included*



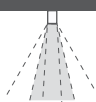
**20917.---31**

**20917.---41**



**2 x 10W LED 2 x 1250 lm CRI > 85** (≥ 95 upon request )  
40° ^  
220÷240V 50/60 Hz  
alimentatore elettronico incluso  
*electronic driver included*

**20935.--**



**HAL / RETROFIT LED GU10**  
8°/24°/38° ^  
220÷240V 50/60 Hz

## ACCESSORI / ACCESSORIES



**20382.79**

Diffusore acidato  
*Acid diffuser*



**20984.01**

Vetro bianco  
*White glass*



**20381.00**

Schermo antiabbagliamento  
a nido d'ape  
*Honeycomb anti-dazzle screen*



**20984.22**

Vetro nero  
*Black glass*

Colore standard 1 settimana  
*Standard color 1 week*

● **.22** Nero  
*Black (matt)*

# BOX 1R SQ 3L

IP20 - Classe I - CE / F



**3000K**

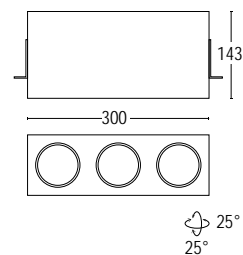
**4000K**

**20928.--.31**

**20928.--.41**



**3 x 10W LED 3 x 1250 lm CRI > 85** ( $\geq 95$  upon request )  
20° ^  
220÷240V 50/60 Hz  
alimentatore elettronico incluso  
*electronic driver included*



**20918.--.31**

**20918.--.41**



**3 x 10W LED 3 x 1250 lm CRI > 85** ( $\geq 95$  upon request )  
40° ^  
220÷240V 50/60 Hz  
alimentatore elettronico incluso  
*electronic driver included*

**20936.--**



**HAL / RETROFIT LED GU10**  
8°/24°/38° ^  
220÷240V 50/60 Hz


Colore standard 1 settimana  
*Standard color 1 week*

● **.22** Nero  
*Black (matt)*



# BOX 1R SQ 4L

IP20 - Classe I - CE / F



**3000K**

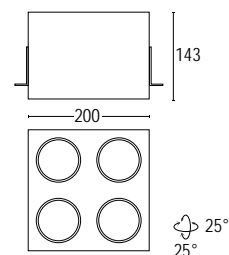
**4000K**

**20929.---31**

**20929.---41**



**4 x 10W LED 4 x 1250 lm CRI > 85** (≥ 95 upon request )  
20° ^  
220÷240V 50/60 Hz  
alimentatore elettronico incluso  
*electronic driver included*



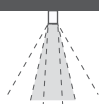
**20919.---31**

**20919.---41**



**4 x 10W LED 4 x 1250 lm CRI > 85** (≥ 95 upon request )  
40° ^  
220÷240V 50/60 Hz  
alimentatore elettronico incluso  
*electronic driver included*

**20937.---**



**HAL / RETROFIT LED GU10**  
8°/24°/38° ^  
220÷240V 50/60 Hz

## ACCESSORI / ACCESSORIES



**20382.79**

Diffusore acidato  
*Acid diffuser*



**20986.01**

Vetro bianco  
*White glass*



**20381.00**

Schermo antiabbagliamento  
a nido d'ape  
*Honeycomb anti-dazzle screen*




**20986.22**

Vetro nero  
*Black glass*

Colore standard 1 settimana  
*Standard color 1 week*

● **.22** Nero  
*Black (matt)*

# BOX 2R SQ 1L



**3000K**

**4000K**



**26601.---.31**

**26601.---.31.A** 1-10V

**26601.---.31.D** DALI

**26601.---.41**

**26601.---.41.A** 1-10V

**26601.---.41.D** DALI

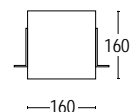
**18W LED 2700 lm CRI > 85** (≥ 95 upon request)

24° ^

220÷240V 50/60 Hz

alimentatore elettronico incluso

*electronic driver included*



30°  
30°



**26605.---.31**

**26605.---.31.A** 1-10V

**26605.---.31.D** DALI

**26605.---.41**

**26605.---.41.A** 1-10V

**26605.---.41.D** DALI

**18W LED 2700 lm CRI > 85** (≥ 95 upon request)

60° ^

220÷240V 50/60 Hz

alimentatore elettronico incluso

*electronic driver included*


Colore standard 1 settimana

*Standard color 1 week*

● **.22** Nero  
*Black (matt)*

# BOX 2R SQ 1L

IP20 - Classe I - CE / F



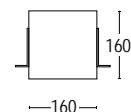
**3000K**

**4000K**



<b>26611.--.31</b>	<b>26611.--.41</b>
<b>26611.--.31.A</b> 1-10V	<b>26611.--.41.A</b> 1-10V
<b>26611.--.31.D</b> DALI	<b>26611.--.41.D</b> DALI

**26W LED 3600 lm CRI > 85** (≥ 95 upon request)  
 24° ^  
 220÷240V 50/60 Hz  
 alimentatore elettronico incluso  
*electronic driver included*

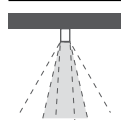


30°  
 30°



<b>26615.--.31</b>	<b>26615.--.41</b>
<b>26615.--.31.A</b> 1-10V	<b>26615.--.41.A</b> 1-10V
<b>26615.--.31.D</b> DALI	<b>26615.--.41.D</b> DALI

**26W LED 3600 lm CRI > 85** (≥ 95 upon request)  
 60° ^  
 220÷240V 50/60 Hz  
 alimentatore elettronico incluso  
*electronic driver included*




**26621.--**  
**HAL / RETROFIT LED G53 12V**  
 10°/24°/60° ^  
 220÷240V 50/60 Hz  
 trasformatore elettronico incluso  
*electronic ballast included*

## ACCESSORI / ACCESSORIES



**20481.79**  
 Diffusore acidato  
*Acid diffuser*



**21083.01**  
 Vetro bianco  
*White glass*



**20482.00**  
 Schermo antiabbagliamento  
 a nido d'ape  
*Honeycomb anti-dazzle screen*




**21083.22**  
 Vetro nero  
*Black glass*

Colore standard 1 settimana  
*Standard color 1 week*

● **.22** Nero  
*Black (matt)*

# BOX 2R SQ 2L

IP20 - Classe I - CE / F



## 3000K

## 4000K

**26602---31**

**26602---31.A** 1-10V

**26602---31.D** DALI

**26602---41**

**26602---41.A** 1-10V

**26602---41.D** DALI

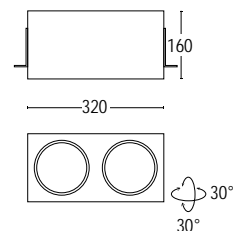
**2 x 18W LED 2 x 2700 lm CRI > 85** (≥ 95 upon request )

2 x 24° ^

220÷240V 50/60 Hz

alimentatore elettronico incluso

*electronic driver included*



**26606---31**

**26606---31.A** 1-10V

**26606---31.D** DALI

**26606---41**

**26606---41.A** 1-10V

**26606---41.D** DALI

**2 x 18W LED 2 x 2700 lm CRI > 85** (≥ 95 upon request )

2 x 60° ^

220÷240V 50/60 Hz


alimentatore elettronico incluso

*electronic driver included*

Colore standard 1 settimana

*Standard color 1 week*

● **.22** Nero  
Black (matt)



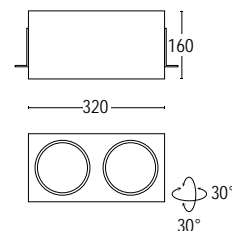
## 3000K

## 4000K



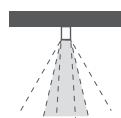
<b>26612.--.31</b>	<b>26612.--.41</b>
<b>26612.--.31.A</b> 1-10V	<b>26612.--.41.A</b> 1-10V
<b>26612.--.31.D</b> DALI	<b>26612.--.41.D</b> DALI

**2 x 26W LED 2 x 3600 lm CRI > 85** (≥ 95 upon request )  
 2 x 24° ^  
 220÷240V 50/60 Hz  
 alimentatore elettronico incluso  
*electronic driver included*



<b>26616.--.31</b>	<b>26616.--.41</b>
<b>26616.--.31.A</b> 1-10V	<b>26616.--.41.A</b> 1-10V
<b>26616.--.31.D</b> DALI	<b>26616.--.41.D</b> DALI

**2 x 26W LED 2 x 3600 lm CRI > 85** (≥ 95 upon request )  
 2 x 60° ^  
 220÷240V 50/60 Hz  
 alimentatore elettronico incluso  
*electronic driver included*



**26622.--**  
**HAL / RETROFIT LED G53 12V**  
 10°/24°/60° ^  
 220÷240V 50/60 Hz  
 trasformatore elettronico incluso  
*electronic ballast included*

## ACCESSORI / ACCESSORIES



**20481.79**  
 Diffusore acidato  
*Acid diffuser*



**21084.01**  
 Vetro bianco  
*White glass*



**20482.00**  
 Schermo antiabbagliamento  
 a nido d'ape  
*Honeycomb anti-dazzle screen*



**21084.22**  
 Vetro nero  
*Black glass*

Colore standard 1 settimana  
*Standard color 1 week*

● **.22** Nero  
*Black (matt)*

# BOX 2R SQ 3L

IP20 - Classe I - CE / F



## 3000K

## 4000K



**26603.---31**

**26603.---31.A** 1-10V

**26603.---31.D** DALI

**26603.---41**

**26603.---41.A** 1-10V

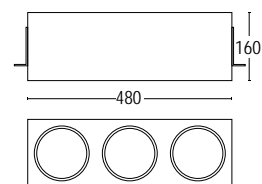
**26603.---41.D** DALI

**3 x 18W LED 3 x 2700 lm CRI > 85** (≥ 95 upon request )  
3 x 24° ^

220÷240V 50/60 Hz

alimentatore elettronico incluso

*electronic driver included*



30°  
30°



**26607.---31**

**26607.---31.A** 1-10V

**26607.---31.D** DALI

**26607.---41**

**26607.---41.A** 1-10V

**26607.---41.D** DALI

**3 x 18W LED 3 x 2700 lm CRI > 85** (≥ 95 upon request )  
3 x 60° ^

220÷240V 50/60 Hz


alimentatore elettronico incluso

*electronic driver included*

Colore standard 1 settimana

*Standard color 1 week*

● **.22** Nero  
*Black (matt)*



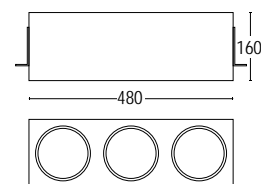
## 3000K

## 4000K



<b>26613.--.31</b>	<b>26613.--.41</b>
<b>26613.--.31.A</b> 1-10V	<b>26613.--.41.A</b> 1-10V
<b>26613.--.31.D</b> DALI	<b>26613.--.41.D</b> DALI

**3 x 26W LED 3 x 3600 lm CRI > 85** (≥ 95 upon request )  
 3 x 24° ^  
 220÷240V 50/60 Hz  
 alimentatore elettronico incluso  
*electronic driver included*

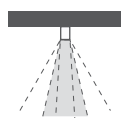


30°  
 30°



<b>26617.--.31</b>	<b>26617.--.41</b>
<b>26617.--.31.A</b> 1-10V	<b>26617.--.41.A</b> 1-10V
<b>26617.--.31.D</b> DALI	<b>26617.--.41.D</b> DALI

**3 x 26W LED 3 x 3600 lm CRI > 85** (≥ 95 upon request )  
 3 x 60° ^  
 220÷240V 50/60 Hz  
 alimentatore elettronico incluso  
*electronic driver included*



**26623.--**  
**HAL / RETROFIT LED G53 12V**  
 10°/24°/60° ^  
 220÷240V 50/60 Hz  
 trasformatore elettronico incluso  
*electronic ballast included*

## ACCESSORI / ACCESSORIES



**20481.79**  
 Diffusore acidato  
*Acid diffuser*



**21085.01**  
 Vetro bianco  
*White glass*



**20482.00**  
 Schermo antiabbagliamento  
 a nido d'ape  
*Honeycomb anti-dazzle screen*




**21085.22**  
 Vetro nero  
*Black glass*

Colore standard 1 settimana  
*Standard color 1 week*

● **.22** Nero  
*Black (matt)*

# BOX 2R SQ 4L

IP20 - Classe I - CE / F



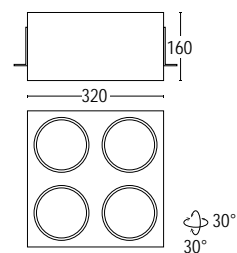
**3000K**

**4000K**

**26604.--.31**  
**26604.--.31.A** 1-10V  
**26604.--.31.D** DALI

**26604.--.41**  
**26604.--.41.A** 1-10V  
**26604.--.41.D** DALI

**4 x 18W LED 4 x 2700 lm CRI > 85** (≥ 95 upon request )  
4 x 24° ^  
220÷240V 50/60 Hz  
alimentatore elettronico incluso  
*electronic driver included*



**26608.--.31**  
**26608.--.31.A** 1-10V  
**26608.--.31.D** DALI

**26608.--.41**  
**26608.--.41.A** 1-10V  
**26608.--.41.D** DALI

**4 x 18W LED 4 x 2700 lm CRI > 85** (≥ 95 upon request )  
4 x 60° ^  
220÷240V 50/60 Hz  
alimentatore elettronico incluso  
*electronic driver included*


Colore standard 1 settimana  
*Standard color 1 week*

● **.22** Nero  
*Black (matt)*



# BOX 2R SQ 4L

IP20 - Classe I - CE / F



**3000K**

**4000K**



**26614.--.31**

**26614.--.31.A** 1-10V

**26614.--.31.D** DALI

**26614.--.41**

**26614.--.41.A** 1-10V

**26614.--.41.D** DALI

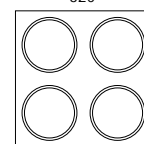
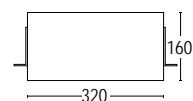
**4 x 26W LED 4 x 3600 lm CRI > 85** (≥ 95 upon request )

4 x 24° ^

220÷240V 50/60 Hz

alimentatore elettronico incluso

*electronic driver included*



30°  
30°



**26618.--.31**

**26618.--.31.A** 1-10V

**26618.--.31.D** DALI

**26618.--.41**

**26618.--.41.A** 1-10V

**26618.--.41.D** DALI

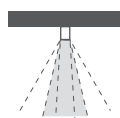
**4 x 26W LED 4 x 3600 lm CRI > 85** (≥ 95 upon request )

4 x 60° ^

220÷240V 50/60 Hz

alimentatore elettronico incluso

*electronic driver included*



**26624.--**

**HAL / RETROFIT LED G53 12V**

10°/24°/60° ^

220÷240V 50/60 Hz

trasformatore elettronico incluso

*electronic ballast included*

## ACCESSORI / ACCESSORIES



**20481.79**

Diffusore acidato  
*Acid diffuser*



**21085.01**

Vetro bianco  
*White glass*



**20482.00**

Schermo antiabbagliamento  
a nido d'ape  
*Honeycomb anti-dazzle screen*



**21085.22**

Vetro nero  
*Black glass*

Colore standard 1 settimana

*Standard color 1 week*

● **.22** Nero  
*Black (matt)*

# COMFORT

design Lucitalia






Apparecchio da incasso a soffitto, trova la sua collocazione ideale in locali commerciali o residenziali, integrandosi perfettamente al contesto architettonico. Disponibile in versione quadra e tonda con doppia tipologia di fascio, diffuso o asimmetrico, garantisce il comfort visivo grazie al posizionamento arretrato dell'ottica. Comfort, concepito con l'idea di impreziosire il contesto di installazione, dispone di una versione con e senza cornice, con la possibilità di combinazioni Black-Gold-Red nella versione frame.

*Recessed features designed for light commercial and residential spaces. Comfort is studied with the idea of embedding the installation context, has a version with or without frame, with the possibility of Black-Gold-Red combinations in the frame version.*








# COMFORT RT



# COMFORT RF



# COMFORT 1 RT RD

IP40 ( IP 65 upon request ) - Classe I - CE / F



**3000K**

**4000K**

**25002.--.31**  
**25002.--.31.A** 1-10V  
**25002.--.31.D** DALI

**25002.--.41**  
**25002.--.41.A** 1-10V  
**25002.--.41.D** DALI

**10W LED 1250 lm CRI > 85** ( ≥ 95 upon request )

36° ^

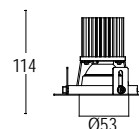
220÷240V 50/60 Hz

alimentatore elettronico incluso

*electronic driver included*



—Ø53—



**25010.--.31**  
**25010.--.31.A** 1-10V  
**25010.--.31.D** DALI

**25010.--.41**  
**25010.--.41.A** 1-10V  
**25010.--.41.D** DALI

**18W LED 2600 lm CRI > 85** ( ≥ 95 upon request )

36° ^

220÷240V 50/60 Hz

alimentatore elettronico incluso

*electronic driver included*

**25022.--**

**HAL / RETROFIT LED GU10**

36° ^

220÷240V 50/60 Hz

Colore standard 1 settimana  
*Standard color 1 week*

○ **.01** Bianco  
*White (matt)*  
● **.22** Nero  
*Black (matt)*

Colore speciale su richiesta 4/6 settimane  
*Upon request color 4/6 weeks*

● **.56** Oro spazzolato  
*Brushed gold*  
● **.69** Rosso  
*Red*

A richiesta è disponibile la versione IP65  
*Upon request is available IP65 version*

# COMFORT 1 RT RD

IP40 ( IP 65 upon request ) - Classe I - CE / F



**3000K**

**4000K**

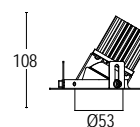
**25004.--.31**  
**25004.--.31.A** 1-10V  
**25004.--.31.D** DALI

**25004.--.41**  
**25004.--.41.A** 1-10V  
**25004.--.41.D** DALI

**10W LED 1250 lm CRI > 85** ( ≥ 95 upon request )  
36° ^  
220÷240V 50/60 Hz  
alimentatore elettronico incluso  
*electronic driver included*



—Ø53—



**25012.--.31**  
**25012.--.31.A** 1-10V  
**25012.--.31.D** DALI

**25012.--.41**  
**25012.--.41.A** 1-10V  
**25012.--.41.D** DALI

**18W LED 2600 lm CRI > 85** ( ≥ 95 upon request )  
36° ^  
220÷240V 50/60 Hz  
alimentatore elettronico incluso  
*electronic driver included*

**25023.--**

**HAL / RETROFIT LED GU10**  
36° ^  
220÷240V 50/60 Hz

Colore standard 1 settimana  
*Standard color 1 week*

○ **.01** Bianco  
*White (matt)*  
● **.22** Nero  
*Black (matt)*

Colore speciale su richiesta 4/6 settimane  
*Upon request color 4/6 weeks*

● **.56** Oro spazzolato  
*Brushed gold*  
● **.69** Rosso  
*Red*

A richiesta è disponibile la versione IP65  
*Upon request is available IP65 version*

# COMFORT 1 RF RD

IP40 ( IP 65 upon request ) - Classe I - CE / F



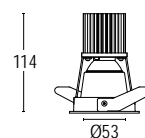
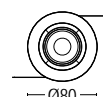
## 3000K

## 4000K

**25001.---.31**  
**25001.---.31.A** 1-10V  
**25001.---.31.D** DALI

**25001.---.41**  
**25001.---.41.A** 1-10V  
**25001.---.41.D** DALI

**10W LED 1250 lm CRI > 85** ( ≥ 95 upon request )  
 36° ^  
 220÷240V 50/60 Hz  
 alimentatore elettronico incluso  
*electronic driver included*



**25009.---.31**  
**25009.---.31.A** 1-10V  
**25009.---.31.D** DALI

**25009.---.41**  
**25009.---.41.A** 1-10V  
**25009.---.41.D** DALI

**18W LED 2600 lm CRI > 85** ( ≥ 95 upon request )  
 36° ^  
 220÷240V 50/60 Hz  
 alimentatore elettronico incluso  
*electronic driver included*

**25020.---**

## HAL / RETROFIT LED GU10

36° ^  
 220÷240V 50/60 Hz

Colore standard 1 settimana  
*Standard color 1 week*

- **.01** Bianco  
*White (matt)*
- **.22** Nero  
*Black (matt)*

Colore speciale su richiesta 4/6 settimane  
*Upon request color 4/6 weeks*

- **.27** Nero - oro  
*Black - gold*
- **.25** Bianco - oro  
*White - gold*
- **.72** Nero - rosso  
*Black - red*
- **.71** Bianco - rosso  
*White - red*

A richiesta è disponibile la versione IP65  
*Upon request is available IP65 version*



# COMFORT 1 RF RD

IP40 ( IP 65 upon request ) - Classe I - CE / F



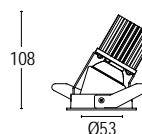
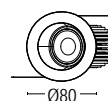
## 3000K

## 4000K

**25003.--.31**  
**25003.--.31.A** 1-10V  
**25003.--.31.D** DALI

**25003.--.41**  
**25003.--.41.A** 1-10V  
**25003.--.41.D** DALI

**10W LED 1250 lm CRI > 85** ( ≥ 95 upon request )  
 36° ^  
 220÷240V 50/60 Hz  
 alimentatore elettronico incluso  
*electronic driver included*



**25011.--.31**  
**25011.--.31.A** 1-10V  
**25011.--.31.D** DALI

**25011.--.41**  
**25011.--.41.A** 1-10V  
**25011.--.41.D** DALI

**18W LED 2600 lm CRI > 85** ( ≥ 95 upon request )  
 36° ^  
 220÷240V 50/60 Hz  
 alimentatore elettronico incluso  
*electronic driver included*

## 25021.--

**HAL / RETROFIT LED GU10**  
 36° ^  
 220÷240V 50/60 Hz

Colore standard 1 settimana  
*Standard color 1 week*

- **.01** Bianco  
*White (matt)*
- **.22** Nero  
*Black (matt)*

Colore speciale su richiesta 4/6 settimane  
*Upon request color 4/6 weeks*

- **.27** Nero - oro  
*Black - gold*
- **.25** Bianco - oro  
*White - gold*
- **.72** Nero - rosso  
*Black - red*
- **.71** Bianco - rosso  
*White - red*

A richiesta è disponibile la versione IP65  
*Upon request is available IP65 version*

# COMFORT 1 RT RD ADJUSTABLE

IP40 - Classe I - CE / F



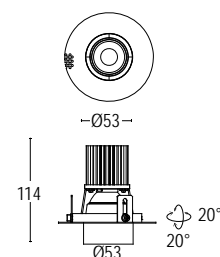
**3000K**

**4000K**

**25052.--.31**  
**25052.--.31.A** 1-10V  
**25052.--.31.D** DALI

**25052.--.41**  
**25052.--.41.A** 1-10V  
**25052.--.41.D** DALI

**10W LED 1250 lm CRI > 85** ( ≥ 95 upon request )  
 36° ^ adjustable  
 220÷240V 50/60 Hz  
 alimentatore elettronico incluso  
*electronic driver included*



**25053.--.31**  
**25053.--.31.A** 1-10V  
**25053.--.31.D** DALI

**25053.--.41**  
**25053.--.41.A** 1-10V  
**25053.--.41.D** DALI

**18W LED 2600 lm CRI > 85** ( ≥ 95 upon request )  
 36° ^ adjustable  
 220÷240V 50/60 Hz  
 alimentatore elettronico incluso  
*electronic driver included*

**25059.--**

**HAL / RETROFIT LED GU10**  
 36° ^ adjustable  
 220÷240V 50/60 Hz

Colore standard 1 settimana  
*Standard color 1 week*

- **.01** Bianco  
*White (matt)*
- **.22** Nero  
*Black (matt)*

Colore speciale su richiesta 4/6 settimane  
*Upon request color 4/6 weeks*

- **.56** Oro spazzolato  
*Brushed gold*
- **.69** Rosso  
*Red*

# COMFORT 1 RF RD ADJUSTABLE

IP40 - Classe I - CE / F



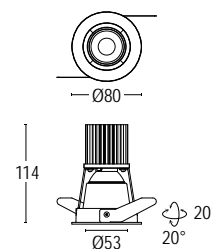
## 3000K

## 4000K

**25050.--.31**  
**25050.--.31.A** 1-10V  
**25050.--.31.D** DALI

**25050.--.41**  
**25050.--.41.A** 1-10V  
**25050.--.41.D** DALI

**10W LED 1250 lm CRI > 85** (≥ 95 upon request)  
 36° ^ adjustable  
 220÷240V 50/60 Hz  
 alimentatore elettronico incluso  
*electronic driver included*



**25051.--.31**  
**25051.--.31.A** 1-10V  
**25051.--.31.D** DALI

**25051.--.41**  
**25051.--.41.A** 1-10V  
**25051.--.41.D** DALI

**18W LED 2600 lm CRI > 85** (≥ 95 upon request)  
 36° ^ adjustable  
 220÷240V 50/60 Hz  
 alimentatore elettronico incluso  
*electronic driver included*

**25058.--**

**HAL / RETROFIT LED GU10**  
 36° ^ adjustable  
 220÷240V 50/60 Hz

Colore standard 1 settimana  
*Standard color 1 week*

- **.01** Bianco  
*White (matt)*
- **.22** Nero  
*Black (matt)*

Colore speciale su richiesta 4/6 settimane  
*Upon request color 4/6 weeks*

- **.27** Nero - oro  
*Black - gold*
- **.25** Bianco - oro  
*White - gold*
- **.72** Nero - rosso  
*Black - red*
- **.71** Bianco - rosso  
*White - red*

# COMFORT 1 RT SQ

IP40 ( IP 65 upon request) - Classe I - CE / F



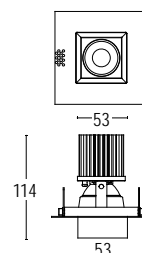
**3000K**

**4000K**

**25006.--.31**  
**25006.--.31.A** 1-10V  
**25006.--.31.D** DALI

**25006.--.41**  
**25006.--.41.A** 1-10V  
**25006.--.41.D** DALI

**10W LED 1250 lm CRI > 85** ( ≥ 95 upon request )  
 36° ^  
 220÷240V 50/60 Hz  
 alimentatore elettronico incluso  
*electronic driver included*



**25014.--.31**  
**25014.--.31.A** 1-10V  
**25014.--.31.D** DALI

**25014.--.41**  
**25014.--.41.A** 1-10V  
**25014.--.41.D** DALI

**18W LED 2600 lm CRI > 85** ( ≥ 95 upon request )  
 36° ^  
 220÷240V 50/60 Hz  
 alimentatore elettronico incluso  
*electronic driver included*

**25027.--**

**HAL / RETROFIT LED GU10**  
 36° ^  
 220÷240V 50/60 Hz

Colore standard 1 settimana  
*Standard color 1 week*

- **.01** Bianco  
*White (matt)*
- **.22** Nero  
*Black (matt)*

Colore speciale su richiesta 4/6 settimane  
*Upon request color 4/6 weeks*

- **.56** Oro spazzolato  
*Brushed gold*
- **.69** Rosso  
*Red*

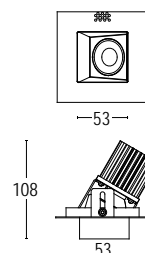
A richiesta è disponibile la versione IP65  
*Upon request is available IP65 version*

# COMFORT 1 RT SQ

IP40 ( IP 65 upon request) - Classe I - CE / F



	3000K	4000K
	<b>25008.--.31</b> <b>25008.--.31.A</b> 1-10V <b>25008.--.31.D</b> DALI	<b>25008.--.41</b> <b>25008.--.41.A</b> 1-10V <b>25008.--.41.D</b> DALI
	<b>10W LED 1250 lm CRI &gt; 85</b> ( ≥ 95 upon request ) 36° ^ 220÷240V 50/60 Hz alimentatore elettronico incluso <i>electronic driver included</i>	



	<b>25016.--.31</b> <b>25016.--.31.A</b> 1-10V <b>25016.--.31.D</b> DALI	<b>25016.--.41</b> <b>25016.--.41.A</b> 1-10V <b>25016.--.41.D</b> DALI
	<b>18W LED 2600 lm CRI &gt; 85</b> ( ≥ 95 upon request ) 36° ^ 220÷240V 50/60 Hz alimentatore elettronico incluso <i>electronic driver included</i>	

	<b>25028.--</b>
	<b>HAL / RETROFIT LED GU10</b> 36° ^ 220÷240V 50/60 Hz

Colore standard 1 settimana  
Standard color 1 week

- .01** Bianco  
White (matt)
- .22** Nero  
Black (matt)


Colore speciale su richiesta 4/6 settimane  
Upon request color 4/6 weeks

- .56** Oro spazzolato  
Brushed gold
- .69** Rosso  
Red

A richiesta è disponibile la versione IP65  
Upon request is available IP65 version

# COMFORT 1 RF SQ

IP40 ( IP 65 upon request ) - Classe I - CE / F



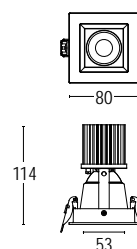
**3000K**

**4000K**



<b>25005.--.31</b>	<b>25005.--.41</b>
<b>25005.--.31.A</b> 1-10V	<b>25005.--.41.A</b> 1-10V
<b>25005.--.31.D</b> DALI	<b>25005.--.41.D</b> DALI

**10W LED 1250 lm CRI > 85** ( ≥ 95 upon request )  
 36° ^  
 220÷240V 50/60 Hz  
 alimentatore elettronico incluso  
*electronic driver included*



<b>25013.--.31</b>	<b>25013.--.41</b>
<b>25013.--.31.A</b> 1-10V	<b>25013.--.41.A</b> 1-10V
<b>25013.--.31.D</b> DALI	<b>25013.--.41.D</b> DALI

**18W LED 2600 lm CRI > 85** ( ≥ 95 upon request )  
 36° ^  
 220÷240V 50/60 Hz  
 alimentatore elettronico incluso  
*electronic driver included*



**25025.--**

**HAL / RETROFIT LED GU10**  
 36° ^  
 220÷240V 50/60 Hz

Colore standard 1 settimana  
*Standard color 1 week*

- **.01** Bianco  
*White (matt)*
- **.22** Nero  
*Black (matt)*

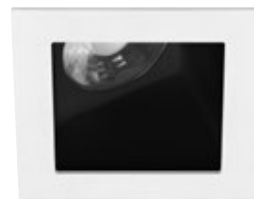
Colore speciale su richiesta 4/6 settimane  
*Upon request color 4/6 weeks*

- **.27** Nero - oro  
*Black - gold*
- **.25** Bianco - oro  
*White - gold*
- **.72** Nero - rosso  
*Black - red*
- **.71** Bianco - rosso  
*White - red*

A richiesta è disponibile la versione IP65  
*Upon request is available IP65 version*

# COMFORT 1 RF SQ

IP40 ( IP 65 upon request) - Classe I - CE / F



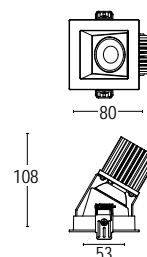
## 3000K

## 4000K

**25007.--.31**  
**25007.--.31.A** 1-10V  
**25007.--.31.D** DALI

**25007.--.41**  
**25007.--.41.A** 1-10V  
**25007.--.41.D** DALI

**10W LED 1250 lm CRI > 85** ( ≥ 95 upon request )  
 36° ^  
 220÷240V 50/60 Hz  
 alimentatore elettronico incluso  
*electronic driver included*



**25015.--.31**  
**25015.--.31.A** 1-10V  
**25015.--.31.D** DALI

**25015.--.41**  
**25015.--.41.A** 1-10V  
**25015.--.41.D** DALI

**18W LED 2600 lm CRI > 85** ( ≥ 95 upon request )  
 36° ^  
 220÷240V 50/60 Hz  
 alimentatore elettronico incluso  
*electronic driver included*

**25026.--**

**HAL / RETROFIT LED GU10**  
 36° ^  
 220÷240V 50/60 Hz

Colore standard 1 settimana  
*Standard color 1 week*

- **.01** Bianco  
*White (matt)*
- **.22** Nero  
*Black (matt)*

Colore speciale su richiesta 4/6 settimane  
*Upon request color 4/6 weeks*

- **.27** Nero - oro  
*Black - gold*
- **.25** Bianco - oro  
*White - gold*
- **.72** Nero - rosso  
*Black - red*
- **.71** Bianco - rosso  
*White - red*

A richiesta è disponibile la versione IP65  
*Upon request is available IP65 version*

# COMFORT 1 RT SQ ADJUSTABLE

IP40 - Classe I - CE / F



**3000K**

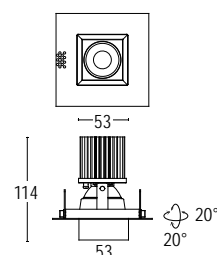
**4000K**



**25056.--.31**  
**25056.--.31.A** 1-10V  
**25056.--.31.D** DALI

**25056.--.41**  
**25056.--.41.A** 1-10V  
**25056.--.41.D** DALI

**10W LED 1250 lm CRI > 85** ( ≥ 95 upon request )  
 36° ^ adjustable  
 220÷240V 50/60 Hz  
 alimentatore elettronico incluso  
*electronic driver included*



**25057.--.31**  
**25057.--.31.A** 1-10V  
**25057.--.31.D** DALI

**25057.--.41**  
**25057.--.41.A** 1-10V  
**25057.--.41.D** DALI

**18W LED 2600 lm CRI > 85** ( ≥ 95 upon request )  
 36° ^ adjustable  
 220÷240V 50/60 Hz  
 alimentatore elettronico incluso  
*electronic driver included*



**25061.--**

**HAL / RETROFIT LED GU10**  
 36° ^ adjustable  
 220÷240V 50/60 Hz

Colore standard 1 settimana  
*Standard color 1 week*

- **.01** Bianco  
*White (matt)*
- **.22** Nero  
*Black (matt)*

Colore speciale su richiesta 4/6 settimane  
*Upon request color 4/6 weeks*

- **.56** Oro spazzolato  
*Brushed gold*
- **.69** Rosso  
*Red*



# COMFORT 1 RF SQ ADJUSTABLE

IP40 - Classe I - CE / F



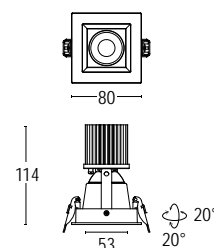
## 3000K

## 4000K

**25054.--.31**  
**25054.--.31.A** 1-10V  
**25054.--.31.D** DALI

**25054.--.41**  
**25054.--.41.A** 1-10V  
**25054.--.41.D** DALI

**10W LED 1250 lm CRI > 85** ( ≥ 95 upon request )  
 36° ^ adjustable  
 220÷240V 50/60 Hz  
 alimentatore elettronico incluso  
*electronic driver included*



**25055.--.31**  
**25055.--.31.A** 1-10V  
**25055.--.31.D** DALI

**25055.--.41**  
**25055.--.41.A** 1-10V  
**25055.--.41.D** DALI

**18W LED 2600 lm CRI > 85** ( ≥ 95 upon request )  
 36° ^ adjustable  
 220÷240V 50/60 Hz  
 alimentatore elettronico incluso  
*electronic driver included*

## 25060.--

### HAL / RETROFIT LED GU10

36° ^ adjustable  
 220÷240V 50/60 Hz

Colore standard 1 settimana  
*Standard color 1 week*

- **.01** Bianco  
White (matt)
- **.22** Nero  
Black (matt)

Colore speciale su richiesta 4/6 settimane  
*Upon request color 4/6 weeks*

- **.27** Nero - oro  
Black - gold
- **.25** Bianco - oro  
White - gold
- **.72** Nero - rosso  
Black - red
- **.71** Bianco - rosso  
White - red

# RADIUS R

design Asahara Sigeaki



Radius è la linea di apparecchi da incasso a soffitto ideale per l'illuminazione di spazi commerciali o strutture ricettive. Il corpo è ideato per garantire un ottimo comfort visivo senza il rischio di abbagliamento e grazie ad un diffusore acidato garantisce una luce morbida ed omogenea. Disponibile in molteplici finiture.

*Radius is a recessed line of fixtures designed for light commercial spaces. The body is designed to deliver a high level of glare-free visual comfort and homogeneous soft light diffusion. Radius is available in round with frame and multiple finishes.*





# RADIUS R



# RADIUS 1R

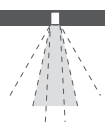
IP20 - Classe I - CE / F



3000K

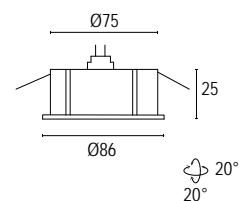
4000K

20605.--

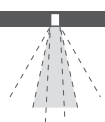


**HAL / RETROFIT LED GU10**

12°/36°/60° ^  
220÷240V 50/60 Hz



20606.--



**HAL / RETROFIT LED GU5,3 12V**

12°/36°/60° ^  
12V 50/60 Hz  
trasformatore remoto non incluso  
*remote transformer not included*

## ACCESSORI / ACCESSORIES



**01919**

Trasformatore elettronico 20-105W  
IP 20 (230/240-12V)  
*Electronic transformer 20-105W  
IP 20 (230/240-12V)*

Colore standard 1 settimana  
*Standard color 1 week*

○ **.01** Bianco  
*White (matt)*

Colore su richiesta 2 settimane  
*Upon request color 2 weeks*

● **.19** Grigio argento  
*Silver grey (matt)*  
● **.22** Nero  
*Black (matt)*  
● **.45** Ruggine  
*Rust*

# RADIUS R



# RADIUS 2R

IP20 - Classe I - CE / F



**3000K**

**4000K**



<b>20612.--.31</b>	<b>20612.--.41</b>
<b>20612.--.31.A</b> 1-10V	<b>20612.--.41.A</b> 1-10V
<b>20612.--.31.D</b> DALI	<b>20612.--.41.D</b> DALI

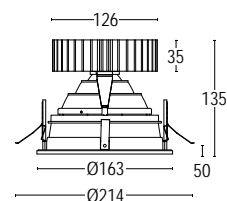
**18W LED 2700 lm CRI > 85**

18° ^

220÷240V 50/60 Hz

alimentatore elettronico incluso

*electronic driver included*



<b>20610.--.31</b>	<b>20610.--.41</b>
<b>20610.--.31.A</b> 1-10V	<b>20610.--.41.A</b> 1-10V
<b>20610.--.31.D</b> DALI	<b>20610.--.41.D</b> DALI

**18W LED 2700 lm CRI > 85**

67° ^

220÷240V 50/60 Hz

alimentatore elettronico incluso

*electronic driver included*



<b>20613.--.31</b>	<b>20613.--.41</b>
<b>20613.--.31.A</b> 1-10V	<b>20613.--.41.A</b> 1-10V
<b>20613.--.31.D</b> DALI	<b>20613.--.41.D</b> DALI

**26W LED 3600 lm CRI > 85**

18° ^

220÷240V 50/60 Hz

alimentatore elettronico incluso

*electronic driver included*



<b>20601.--.31</b>	<b>20601.--.41</b>
<b>20601.--.31.A</b> 1-10V	<b>20601.--.41.A</b> 1-10V
<b>20601.--.31.D</b> DALI	<b>20601.--.41.D</b> DALI

**26W LED 3600 lm CRI > 85**

67° ^

220÷240V 50/60 Hz

alimentatore elettronico incluso

*electronic driver included*

Colore standard 1 settimana  
*Standard color 1 week*

○ **.01** Bianco  
*White (matt)*

Colore su richiesta 2 settimane  
*Upon request color 2 weeks*

● **.19** Grigio argento  
*Silver grey (matt)*

● **.22** Nero  
*Black (matt)*

● **.45** Ruggine  
*Rust*

# RADIUS R





# RADIUS 2R

IP20 - Classe I - CE / F



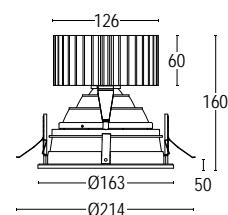
**3000K**

**4000K**



<b>20614.--.31</b>	<b>20614.--.41</b>
<b>20614.--.31.A</b> 1-10V	<b>20614.--.41.A</b> 1-10V
<b>20614.--.31.D</b> DALI	<b>20614.--.41.D</b> DALI

**32W LED 4500 lm CRI > 85**  
 18° ^ adjustable  
 220÷240V 50/60 Hz  
 alimentatore elettronico incluso  
*electronic driver included*



<b>20611.--.31</b>	<b>20611.--.41</b>
<b>20611.--.31.A</b> 1-10V	<b>20611.--.41.A</b> 1-10V
<b>20611.--.31.D</b> DALI	<b>20611.--.41.D</b> DALI

**32W LED 4500 lm CRI > 85**  
 67° ^ adjustable  
 220÷240V 50/60 Hz  
 alimentatore elettronico incluso  
*electronic driver included*



<b>20615.--.31</b>	<b>20615.--.41</b>
<b>20615.--.31.A</b> 1-10V	<b>20615.--.41.A</b> 1-10V
<b>20615.--.31.D</b> DALI	<b>20615.--.41.D</b> DALI

**39W LED 5000 lm CRI > 85**  
 18° ^ adjustable  
 220÷240V 50/60 Hz  
 alimentatore elettronico incluso  
*electronic driver included*



<b>20602.--.31</b>	<b>20602.--.41</b>
<b>20602.--.31.A</b> 1-10V	<b>20602.--.41.A</b> 1-10V
<b>20602.--.31.D</b> DALI	<b>20602.--.41.D</b> DALI

**39W LED 5000 lm CRI > 85**  
 67° ^ adjustable  
 220÷240V 50/60 Hz  
 alimentatore elettronico incluso  
*electronic driver included*

Colore standard 1 settimana  
*Standard color 1 week*

○ **.01** Bianco  
*White (matt)*

Colore su richiesta 2 settimane  
*Upon request color 2 weeks*

● **.19** Grigio argento  
*Silver grey (matt)*

● **.22** Nero  
*Black (matt)*

● **.45** Ruggine  
*Rust*

# FIT 2R

design Serge & Robert Cornelissen





Fit è la linea di apparecchi da incasso a soffitto per l'illuminazione di spazi commerciali. Il corpo disegnato per garantire un ottimale comfort visivo, consente di essere orientato sull'asse verticale e orizzontale, evitando il rischio di abbagliamento. Fit è disponibile sia in versione con cornice frontale tonda che quadra o senza cornice, con una luce o con 2 luci.

*Fit is a line of recessed ceiling fixtures designed for light commercial and residential spaces. The body is designed to deliver a high level of glare-free visual comfort. It can be adjusted on both horizontal and vertical axes. Fit is available with round or square frame, or without frame in 1 or 2 light versions.*





# FIT 2R



# FIT 2R TRIMLESS RD

IP40 - Classe I - CE / F



**3000K**

**4000K**



**24248.--.31**

**24248.--.31.A** 1-10V

**24248.--.31.D** DALI

**24248.--.41**

**24248.--.41.A** 1-10V

**24248.--.41.D** DALI

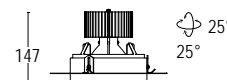
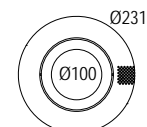
**18W LED 2700 lm CRI > 85** ( ≥ 95 upon request )

18° ^ adjustable

220÷240V 50/60 Hz

alimentatore elettronico incluso

*electronic driver included*



**24249.--.31**

**24249.--.31.A** 1-10V

**24249.--.31.D** DALI

**24249.--.41**

**24249.--.41.A** 1-10V

**24249.--.41.D** DALI

**18W LED 2700 lm CRI > 85** ( ≥ 95 upon request )

50° ^ adjustable

220÷240V 50/60 Hz

alimentatore elettronico incluso

*electronic driver included*

## ACCESSORI / ACCESSORIES



**24281.00**

Schermo antiabbagliamento a nido d'ape  
*Honeycomb anti-dazzle screen*



**24280.79**

Diffusore acidato  
*Acid diffuser*

Colore standard 1 settimana

*Standard color 1 week*

○ **.01** Bianco  
*White (matt)*

● **.22** Nero  
*Black (matt)*

# FIT 2R TRIMLESS RD

IP40 - Classe I - CE / F



**3000K**

**4000K**



**24246.--.31**

**24246.--.31.A** 1-10V

**24246.--.31.D** DALI

**24246.--.41**

**24246.--.41.A** 1-10V

**24246.--.41.D** DALI

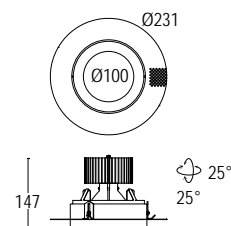
**26W LED 3600 lm CRI > 85** (≥ 95 upon request)

18° ^ adjustable

220÷240V 50/60 Hz

alimentatore elettronico incluso

*electronic driver included*



**24247.--.31**

**24247.--.31.A** 1-10V

**24247.--.31.D** DALI

**24247.--.41**

**24247.--.41.A** 1-10V

**24247.--.41.D** DALI

**26W LED 3600 lm CRI > 85** (≥ 95 upon request)

50° ^ adjustable

220÷240V 50/60 Hz

alimentatore elettronico incluso

*electronic driver included*

## ACCESSORI / ACCESSORIES



**24281.00**

Schermo antiabbagliamento a nido d'ape  
*Honeycomb anti-dazzle screen*



**24280.79**

Diffusore acidato  
*Acid diffuser*

Colore standard 1 settimana

*Standard color 1 week*

○ **.01** Bianco  
*White (matt)*

● **.22** Nero  
*Black (matt)*

# FIT 2R TRIMLESS RD

IP40 - Classe I - CE / F



**3000K**

**4000K**



**24207.--.31**

**24207.--.31.A** 1-10V

**24207.--.31.D** DALI

**24207.--.41**

**24207.--.41.A** 1-10V

**24207.--.41.D** DALI

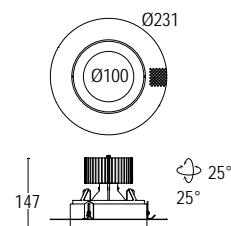
**32W LED 4500 lm CRI > 85** (≥ 95 upon request)

18° ^ adjustable

220÷240V 50/60 Hz

alimentatore elettronico incluso

*electronic driver included*



**24208.--.31**

**24208.--.31.A** 1-10V

**24208.--.31.D** DALI

**24208.--.41**

**24208.--.41.A** 1-10V

**24208.--.41.D** DALI

**32W LED 4500 lm CRI > 85** (≥ 95 upon request)

50° ^ adjustable

220÷240V 50/60 Hz

alimentatore elettronico incluso

*electronic driver included*

## ACCESSORI / ACCESSORIES



**24281.00**

Schermo antiabbagliamento a nido d'ape  
*Honeycomb anti-dazzle screen*



**24280.79**

Diffusore acidato  
*Acid diffuser*

Colore standard 1 settimana

*Standard color 1 week*

○ **.01** Bianco  
*White (matt)*

● **.22** Nero  
*Black (matt)*

# FIT 2R FRAME RD

IP40 - Classe I - CE / F



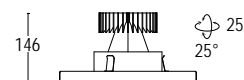
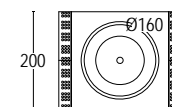
**3000K**

**4000K**



<b>24215.--.31</b>	<b>24215.--.41</b>
<b>24215.--.31.A</b> 1-10V	<b>24215.--.41.A</b> 1-10V
<b>24215.--.31.D</b> DALI	<b>24215.--.41.D</b> DALI

**18W LED 2700 lm CRI > 85** ( ≥ 95 upon request )  
 18° ^ adjustable  
 220÷240V 50/60 Hz  
 alimentatore elettronico incluso  
*electronic driver included*



<b>24216.--.31</b>	<b>24216.--.41</b>
<b>24216.--.31.A</b> 1-10V	<b>24216.--.41.A</b> 1-10V
<b>24216.--.31.D</b> DALI	<b>24216.--.41.D</b> DALI

**18W LED 2700 lm CRI > 85** ( ≥ 95 upon request )  
 50° ^ adjustable  
 220÷240V 50/60 Hz  
 alimentatore elettronico incluso  
*electronic driver included*



<b>24217.--.31</b>	<b>24217.--.41</b>
<b>24217.--.31.A</b> 1-10V	<b>24217.--.41.A</b> 1-10V
<b>24217.--.31.D</b> DALI	<b>24217.--.41.D</b> DALI

**26W LED 3600 lm CRI > 85** ( ≥ 95 upon request )  
 18° ^ adjustable  
 220÷240V 50/60 Hz  
 alimentatore elettronico incluso  
*electronic driver included*



<b>24218.--.31</b>	<b>24218.--.41</b>
<b>24218.--.31.A</b> 1-10V	<b>24218.--.41.A</b> 1-10V
<b>24218.--.31.D</b> DALI	<b>24218.--.41.D</b> DALI

**26W LED 3600 lm CRI > 85** ( ≥ 95 upon request )  
 50° ^ adjustable  
 220÷240V 50/60 Hz  
 alimentatore elettronico incluso  
*electronic driver included*

Colore standard 1 settimana  
*Standard color 1 week*

- **.01** Bianco  
*White (matt)*
- **.22** Nero  
*Black (matt)*



# FIT 2R FRAME RD

IP40 - Classe I - CE / F



**3000K**

**4000K**



**24211.--.31**

**24211.--.31.A** 1-10V

**24211.--.31.D** DALI

**24211.--.41**

**24211.--.41.A** 1-10V

**24211.--.41.D** DALI

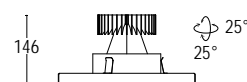
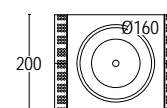
**32W LED 4500 lm CRI > 85** (≥ 95 upon request)

18° ^ adjustable

220÷240V 50/60 Hz

alimentatore elettronico incluso

*electronic driver included*



**24212.--.31**

**24212.--.31.A** 1-10V

**24212.--.31.D** DALI

**24212.--.41**

**24212.--.41.A** 1-10V

**24212.--.41.D** DALI

**32W LED 4500 lm CRI > 85** (≥ 95 upon request)

50° ^ adjustable

220÷240V 50/60 Hz

alimentatore elettronico incluso

*electronic driver included*

## ACCESSORI / ACCESSORIES



**24281.00**

Schermo antiabbagliamento a nido d'ape  
*Honeycomb anti-dazzle screen*



**24280.79**

Diffusore acidato  
*Acid diffuser*

Colore standard 1 settimana

*Standard color 1 week*

○ **.01** Bianco  
*White (matt)*

● **.22** Nero  
*Black (matt)*

# FIT 2R FRAME SQ

IP40 - Classe I - CE / F



**3000K**

**4000K**



**24242.--.31**

**24242.--.31.A** 1-10V

**24242.--.31.D** DALI

**24242.--.41**

**24242.--.41.A** 1-10V

**24242.--.41.D** DALI

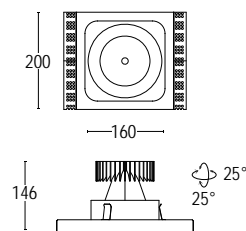
**18W LED 2700 lm CRI > 85** ( ≥ 95 upon request )

18° ^ adjustable

220÷240V 50/60 Hz

alimentatore elettronico incluso

*electronic driver included*



**24243.--.31**

**24243.--.31.A** 1-10V

**24243.--.31.D** DALI

**24243.--.41**

**24243.--.41.A** 1-10V

**24243.--.41.D** DALI

**18W LED 2700 lm CRI > 85** ( ≥ 95 upon request )

50° ^ adjustable

220÷240V 50/60 Hz

alimentatore elettronico incluso

*electronic driver included*

Colore standard 1 settimana

*Standard color 1 week*

○ **.01** Bianco  
*White (matt)*

● **.22** Nero  
*Black (matt)*

# FIT 2R FRAME SQ

IP40 - Classe I - CE / F



**3000K**

**4000K**



**24240.--.31**  
**24240.--.31.A** 1-10V  
**24240.--.31.D** DALI

**24240.--.41**  
**24240.--.41.A** 1-10V  
**24240.--.41.D** DALI

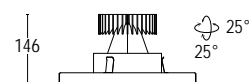
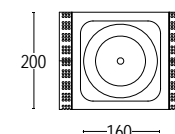
**26W LED 3600 lm CRI > 85** (≥ 95 upon request)

18° ^ adjustable

220÷240V 50/60 Hz

alimentatore elettronico incluso

*electronic driver included*



**24241.--.31**  
**24241.--.31.A** 1-10V  
**24241.--.31.D** DALI

**24241.--.41**  
**24241.--.41.A** 1-10V  
**24241.--.41.D** DALI

**26W LED 3600 lm CRI > 85** (≥ 95 upon request)

50° ^ adjustable

220÷240V 50/60 Hz

alimentatore elettronico incluso

*electronic driver included*

Colore standard 1 settimana

*Standard color 1 week*

○ **.01** Bianco  
*White (matt)*

● **.22** Nero  
*Black (matt)*

# FIT 2R FRAME SQ

IP40 - Classe I - CE / F



**3000K**

**4000K**



**24201---31**

**24201---31.A** 1-10V

**24201---31.D** DALI

**24201---41**

**24201---41.A** 1-10V

**24201---41.D** DALI

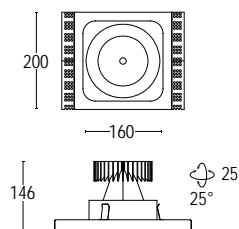
**32W LED 4500 lm CRI > 85** ( ≥ 95 upon request )

18° ^ adjustable

220÷240V 50/60 Hz

alimentatore elettronico incluso

*electronic driver included*



**24202---31**

**24202---31.A** 1-10V

**24202---31.D** DALI

**24205---41**

**24205---41.A** 1-10V

**24205---41.D** DALI

**32W LED 4500 lm CRI > 85** ( ≥ 95 upon request )

50° ^ adjustable

220÷240V 50/60 Hz

alimentatore elettronico incluso

*electronic driver included*

## ACCESSORI / ACCESSORIES



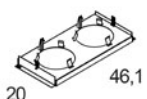
**24281.00**

Schermo antiabbagliamento a nido d'ape  
*Honeycomb anti-dazzle screen*



**24280.79**

Diffusore acidato  
*Acid diffuser*



**24221.00**

Cornice 2 L  
*Frame 2 L*

Colore standard 1 settimana

*Standard color 1 week*

○ **.01** Bianco  
*White (matt)*

● **.22** Nero  
*Black (matt)*

# FIT 2R FRAME 100

IP40 - Classe I - CE / F



**3000K**

**4000K**



**24220.--.31**

**24220.--.31.A** 1-10V

**24220.--.31.D** DALI

**24220.--.41**

**24220.--.41.A** 1-10V

**24220.--.41.D** DALI

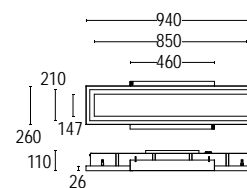
**54W LED 5400 lm CRI > 85**

80° ^ adjustable


220±240V 50/60 Hz

alimentatore elettronico incluso

*electronic driver included*



## ACCESSORI / ACCESSORIES



**24282.00**

Schermo antiabbagliamento a nido d'ape  
*Honeycomb anti-dazzle screen*

Colore standard 1 settimana

*Standard color 1 week*

○ **.01** Bianco  
*White (matt)*

● **.22** Nero  
*Black (matt)*

# KARTER EVO

design Lucitalia Milano



Karter Evo è un sistema lineare modulare da incasso, concepito per l'alloggiamento di proiettori. La profondità di incasso è contenuta, e grazie a un sistema a sgancio rapido consente un'installazione semplice e rapida degli apparecchi senza l'uso di alcun attrezzo. Il telaio in alluminio estruso, grazie alla sua leggerezza assoluta garantisce un semplice montaggio. I moduli strutturali sono stati studiati per consentire l'installazione dei prodotti Lucitalia.

*Recessed linear system for housing and re-positioning the range of Lucitalia spots. Reduced overall dimensions and recessed depth, and a toolless quick-fix method system allows you to mount the lighting fixtures without hiding their aesthetic Features, or compromising their performance.*





# KARTER 1 EVO COMFORT

IP20 - Classe I - CE / F



**3000K**

**4000K**

**21560.---.31**

**21560.---.31.A** 1-10V

**21560.---.31.D** DALI

**21560.---.41**

**21560.---.41.A** 1-10V

**21560.---.41.D** DALI

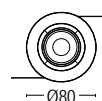
**10W LED 1250 lm CRI > 85** (≥ 95 upon request)

36° ^

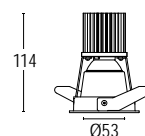
220÷240V 50/60 Hz

alimentatore elettronico incluso

*electronic driver included*



—Ø80—



114

Ø53

**21561.---.31**

**21561.---.31.A** 1-10V

**21561.---.31.D** DALI

**21561.---.41**

**21561.---.41.A** 1-10V

**21561.---.41.D** DALI

**18W LED 2600 lm CRI > 85** (≥ 95 upon request)

36° ^

220÷240V 50/60 Hz

alimentatore elettronico incluso

*electronic driver included*

Colore standard 1 settimana

*Standard color 1 week*


● **.22** Nero  
Black (matt)

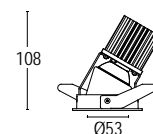
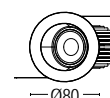



# KARTER 1 EVO COMFORT

IP20 - Classe I - CE / F

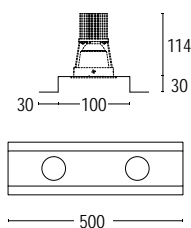
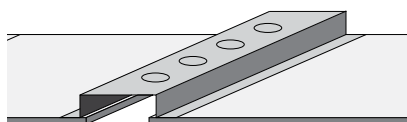


	3000K	4000K
	<b>21562.--.31</b> <b>21562.--.31.A</b> 1-10V <b>21562.--.31.D</b> DALI	<b>21562.--.41</b> <b>21562.--.41.A</b> 1-10V <b>21562.--.41.D</b> DALI
	<b>10W LED 1250 lm CRI &gt; 85</b> ( ≥ 95 upon request ) 36° ^ 220÷240V 50/60 Hz alimentatore elettronico incluso <i>electronic driver included</i>	



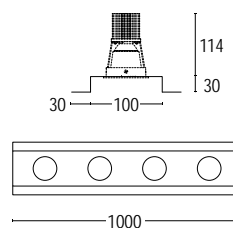
	3000K	4000K
	<b>21563.--.31</b> <b>21563.--.31.A</b> 1-10V <b>21563.--.31.D</b> DALI	<b>21563.--.41</b> <b>21563.--.41.A</b> 1-10V <b>21563.--.41.D</b> DALI
	<b>18W LED 2600 lm CRI &gt; 85</b> ( ≥ 95 upon request ) 36° ^ 220÷240V 50/60 Hz alimentatore elettronico incluso <i>electronic driver included</i>	

## ACCESSORI KARTER 1 EVO / ACCESSORIES



### 21552

Modulo struttura 500  
*Structure module 500*



### 21553

Modulo struttura 1000  
*Structure module 1000*

Colore standard 1 settimana  
*Standard color 1 week*

● **.22** Nero  
*Black (matt)*

# KARTER 2 EVO FIT

IP20 - Classe I - CE / F



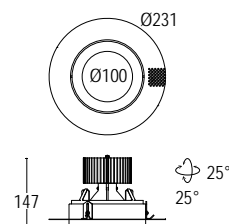
**3000K**

**4000K**



<b>21564.--.31</b>	<b>21564.--.41</b>
<b>21564.--.31.A</b> 1-10V	<b>21564.--.41.A</b> 1-10V
<b>21564.--.31.D</b> DALI	<b>21564.--.41.D</b> DALI

**18W LED 2700 lm CRI > 85** ( ≥ 95 upon request )  
 18° ^ adjustable  
 220÷240V 50/60 Hz  
 alimentatore elettronico incluso  
*electronic driver included*



<b>21565.--.31</b>	<b>21565.--.41</b>
<b>21565.--.31.A</b> 1-10V	<b>21565.--.41.A</b> 1-10V
<b>21565.--.31.D</b> DALI	<b>21565.--.41.D</b> DALI

**18W LED 2700 lm CRI > 85** ( ≥ 95 upon request )  
 50° ^ adjustable  
 220÷240V 50/60 Hz  
 alimentatore elettronico incluso  
*electronic driver included*



<b>21566.--.31</b>	<b>21566.--.41</b>
<b>21566.--.31.A</b> 1-10V	<b>21566.--.41.A</b> 1-10V
<b>21566.--.31.D</b> DALI	<b>21566.--.41.D</b> DALI

**26W LED 3600 lm CRI > 85** ( ≥ 95 upon request )  
 18° ^ adjustable  
 220÷240V 50/60 Hz  
 alimentatore elettronico incluso  
*electronic driver included*



<b>21567.--.31</b>	<b>21567.--.41</b>
<b>21567.--.31.A</b> 1-10V	<b>21567.--.41.A</b> 1-10V
<b>21567.--.31.D</b> DALI	<b>21567.--.41.D</b> DALI

**26W LED 3600 lm CRI > 85** ( ≥ 95 upon request )  
 50° ^ adjustable  
 220÷240V 50/60 Hz  
 alimentatore elettronico incluso  
*electronic driver included*

Colore standard 1 settimana  
*Standard color 1 week*

● **.22** Nero  
*Black (matt)*

# KARTER 2 EVO FIT

IP20 - Classe I - CE / F



**3000K**

**4000K**



**21568.--.31**

**21568.--.31.A** 1-10V

**21568.--.31.D** DALI

**21568.--.41**

**21568.--.41.A** 1-10V

**21568.--.41.D** DALI

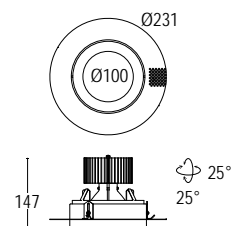
**32W LED 4500 lm CRI > 85** (≥ 95 upon request)

18° ^ adjustable

220÷240V 50/60 Hz

alimentatore elettronico incluso

*electronic driver included*



**21569.--.31**

**21569.--.31.A** 1-10V

**21569.--.31.D** DALI

**21569.--.41**

**21569.--.41.A** 1-10V

**21569.--.41.D** DALI

**32W LED 4500 lm CRI > 85** (≥ 95 upon request)

50° ^ adjustable

220÷240V 50/60 Hz

alimentatore elettronico incluso

*electronic driver included*

## ACCESSORI / ACCESSORIES



**20482.00**

Schermo antiabbagliamento a nido d'ape  
*Honeycomb anti-dazzle screen*



**20481.79**

Diffusore acidato  
*Acid diffuser*

Colore standard 1 settimana

*Standard color 1 week*

● **.22** Nero  
*Black (matt)*

# KARTER 2 EVO RADIUS

IP20 - Classe I - CE / F



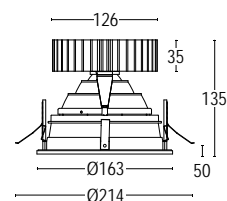
**3000K**

**4000K**



<b>21570.--.31</b>	<b>21570.--.41</b>
<b>21570.--.31.A</b> 1-10V	<b>21570.--.41.A</b> 1-10V
<b>21570.--.31.D</b> DALI	<b>21570.--.41.D</b> DALI

**18W LED 2700 lm CRI > 85** (≥ 95 upon request)  
 18° ^  
 220÷240V 50/60 Hz  
 alimentatore elettronico incluso  
*electronic driver included*



<b>21571.--.31</b>	<b>21571.--.41</b>
<b>21571.--.31.A</b> 1-10V	<b>21571.--.41.A</b> 1-10V
<b>21571.--.31.D</b> DALI	<b>21571.--.41.D</b> DALI

**18W LED 2700 lm CRI > 85** (≥ 95 upon request)  
 67° ^  
 220÷240V 50/60 Hz  
 alimentatore elettronico incluso  
*electronic driver included*



<b>21572.--.31</b>	<b>21572.--.41</b>
<b>21572.--.31.A</b> 1-10V	<b>21572.--.41.A</b> 1-10V
<b>21572.--.31.D</b> DALI	<b>21572.--.41.D</b> DALI

**26W LED 3600 lm CRI > 85** (≥ 95 upon request)  
 18° ^  
 220÷240V 50/60 Hz  
 alimentatore elettronico incluso  
*electronic driver included*



<b>21573.--.31</b>	<b>21573.--.41</b>
<b>21573.--.31.A</b> 1-10V	<b>21573.--.41.A</b> 1-10V
<b>21573.--.31.D</b> DALI	<b>21573.--.41.D</b> DALI

**26W LED 3600 lm CRI > 85** (≥ 95 upon request)  
 67° ^  
 220÷240V 50/60 Hz  
 alimentatore elettronico incluso  
*electronic driver included*

Colore standard 1 settimana  
*Standard color 1 week*

● **.22** Nero  
*Black (matt)*

# KARTER 2 EVO RADIUS

IP20 - Classe I - CE / F



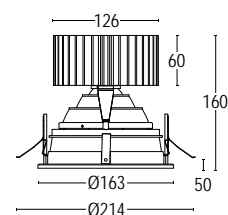
**3000K**

**4000K**



<b>21574.--.31</b>	<b>21574.--.41</b>
<b>21574.--.31.A</b> 1-10V	<b>21574.--.41.A</b> 1-10V
<b>21574.--.31.D</b> DALI	<b>21574.--.41.D</b> DALI

**32W LED 4500 lm CRI > 85** ( ≥ 95 upon request )  
 18° ^ adjustable  
 220÷240V 50/60 Hz  
 alimentatore elettronico incluso  
*electronic driver included*



<b>21575.--.31</b>	<b>21575.--.41</b>
<b>21575.--.31.A</b> 1-10V	<b>21575.--.41.A</b> 1-10V
<b>21575.--.31.D</b> DALI	<b>21575.--.41.D</b> DALI

**32W LED 4500 lm CRI > 85** ( ≥ 95 upon request )  
 67° ^ adjustable  
 220÷240V 50/60 Hz  
 alimentatore elettronico incluso  
*electronic driver included*



<b>21576.--.31</b>	<b>21576.--.41</b>
<b>21576.--.31.A</b> 1-10V	<b>21576.--.41.A</b> 1-10V
<b>21576.--.31.D</b> DALI	<b>21576.--.41.D</b> DALI

**39W LED 5000 lm CRI > 85** ( ≥ 95 upon request )  
 18° ^ adjustable  
 220÷240V 50/60 Hz  
 alimentatore elettronico incluso  
*electronic driver included*



<b>21577.--.31</b>	<b>21577.--.41</b>
<b>21577.--.31.A</b> 1-10V	<b>21577.--.41.A</b> 1-10V
<b>21577.--.31.D</b> DALI	<b>21577.--.41.D</b> DALI

**39W LED 5000 lm CRI > 85** ( ≥ 95 upon request )  
 67° ^ adjustable  
 220÷240V 50/60 Hz  
 alimentatore elettronico incluso  
*electronic driver included*

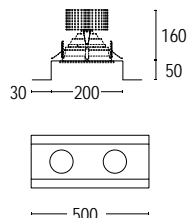
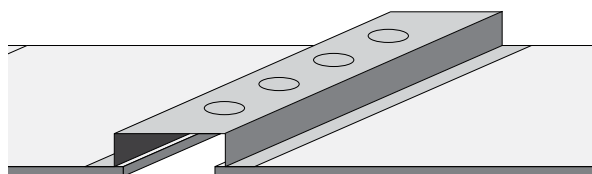
Colore standard 1 settimana  
*Standard color 1 week*

● **.22** Nero  
*Black (matt)*

# KARTER 2 EVO

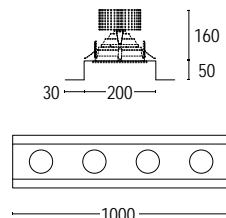
IP20 - Classe I - CE / F

## ACCESSORI KARTER 1 EVO / ACCESSORIES



### 21550

Modulo struttura 500  
*Structure module 500*



### 21551

Modulo struttura 1000  
*Structure module 1000*



FIT KARTER  
18W / 26W / 32W



RADIUS KARTER  
18W / 26W / 32W / 39W


# KARTER 2 EVO

IP20 - Classe I - CE / F




# TUSSLE

design Serge & Robert Cornelissen



Apparecchio da incasso a soffitto ispirato a forme organiche. Trova la sua coniugazione ideale nell'illuminazione di spazi residenziali, commerciali ed aree in cui si desidera ottenere una illuminazione morbida e raffinata, grazie al diffusore in metacrilato da cui è composto. Disponibile in forma geometrica tonda o a goccia.

*Tussle is a recessed line of fixtures designed for light commercial and residential spaces. The body is designed to deliver a high level of glare-free visual comfort. Available with different design .*







# TUSSLE 1E

IP40 - Classe I - CE / F



3000K

4000K

22902.--.31

22902.--.41



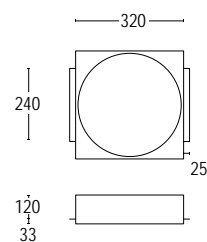
**27W LED 3200 lm CRI > 85**

100° ^

220÷240V 50/60 Hz

alimentatore elettronico incluso

*electronic driver included*



Colore standard 1 settimana

*Standard color 1 week*

○ .01 Bianco  
*White (matt)*

# TUSSLE 2G



**3000K**

**4000K**

**23005.--.31**

**23005.--.41**



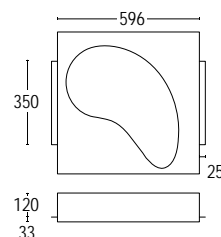
**36W LED 4300 lm CRI > 85**

100° ^

220÷240V 50/60 Hz

alimentatore elettronico incluso

*electronic driver included*



**23002.--.31**

**23002.--.41**



**54W LED 6500 lm CRI > 85**

100° ^

220÷240V 50/60 Hz

alimentatore elettronico incluso

*electronic driver included*

Colore standard 1 settimana

*Standard color 1 week*

○ **.01** Bianco  
*White (matt)*

# LINEAR

design Lucitalia



Lampada dal design essenziale e lineare, la sua installazione può avvenire ad incasso o a muro con emissione di luce diretta. La regolarità e la semplicità del corpo illuminante consentono di inserire questo apparecchio in diverse ambientazioni: singola in contesti residenziali, o modulare in ambienti contract o centri direzionali. Il comfort visivo generato da questo apparecchio è garantito dalla presenza del diffusore opalino che chiude il corpo della lampada, emettendo una luce morbida ma dalle elevate prestazioni.

*Recessed or wall mounted fixture with essential linear design covers a wide range of installations. Its simple design allows various installations including residential spaces, contract environments and executive headquarters. Available as single mount or with a modular system. Opal diffuser delivers soft high quality light.*

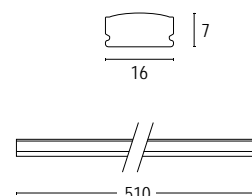


# LINEAR 0W FLAT

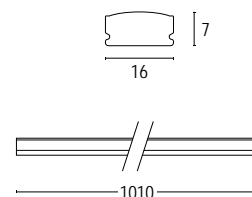
IP40 - Classe III - CE / F



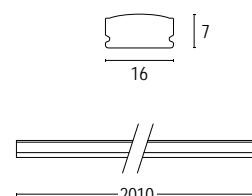
	3000K	4000K
	<b>20820.--.31</b>	<b>20820.--.41</b>
	<b>7W LED 600 lm CRI &gt; 85</b> 110° ^ 24V 50/60 Hz alimentatore elettronico SELV non incluso <i>remote SELV electronic driver not included</i>	



	<b>20821.--.31</b>	<b>20821.--.41</b>
	<b>14W LED 1200 lm CRI &gt; 85</b> 110° ^ 24V 50/60 Hz alimentatore elettronico SELV non incluso <i>remote SELV electronic driver not included</i>	



	<b>20822.--.31</b>	<b>20822.--.41</b>
	<b>28W LED 2400 lm CRI &gt; 85</b> 110° ^ 24V 50/60 Hz alimentatore elettronico SELV non incluso <i>remote SELV electronic driver not included</i>	



## ACCESSORI / ACCESSORIES

Colore standard 1 settimana  
*Standard color 1 week*

**.48** Alluminio naturale  
*Smart white aluminium*



**20885**  
 Clip fissaggio acciaio  
*Steel fixing clip*



**20886**  
 Clip fissaggio plastica  
*Plastic fixing clip*



**22028**  
 Alimentatore IP40 50W 24V DC 0-3 metri  
*LED driver IP40 32W 24V DC 0-3 meters*

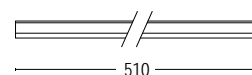
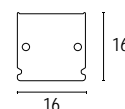
**22029**  
 Alimentatore IP40 100W 24V DC 0-6 metri  
*LED driver IP40 100W 24V DC 0-6 meters*


# LINEAR 0W

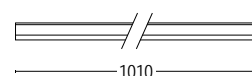
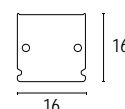
IP40 - Classe III - CE / F




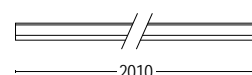
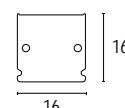
	3000K	4000K
	<b>20823.---31</b>	<b>20823.---41</b>
	<b>7W LED 600 lm CRI &gt; 85</b> 110° ^ 24V 50/60 Hz alimentatore elettronico SELV non incluso <i>remote SELV electronic driver not included</i>	



	<b>20824.---31</b>	<b>20824.---41</b>
	<b>14W LED 1200 lm CRI &gt; 85</b> 110° ^ 24V 50/60 Hz alimentatore elettronico SELV non incluso <i>remote SELV electronic driver not included</i>	



	<b>20825.---31</b>	<b>20825.---41</b>
	<b>28W LED 2400 lm CRI &gt; 85</b> 110° ^ 24V 50/60 Hz alimentatore elettronico SELV non incluso <i>remote SELV electronic driver not included</i>	



## ACCESSORI / ACCESSORIES

Colore standard 1 settimana  
*Standard color 1 week*

**.48** Alluminio naturale  
*Smart white aluminium*



**20885**  
 Clip fissaggio acciaio  
*Steel fixing clip*



**20886**  
 Clip fissaggio plastica  
*Plastic fixing clip*



**22028**  
 Alimentatore IP40 50W 24V DC 0-3 metri  
*LED driver IP40 32W 24V DC 0-3 meters*

**22029**  
 Alimentatore IP40 100W 24V DC 0-6 metri  
*LED driver IP40 100W 24V DC 0-6 meters*

# LINEAR 0W AS

IP40 - Classe III - CE / F



**3000K**

**4000K**

**20826.--.31**

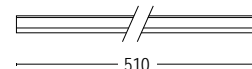
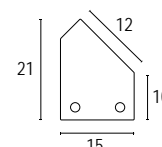
**20826.--.41**

**7W LED 600 lm CRI > 85**

110° ^

24V 50/60 Hz

alimentatore elettronico SELV non incluso  
remote SELV electronic driver not included



**20827.--.31**

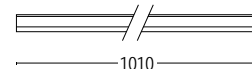
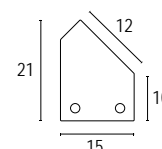
**20827.--.41**

**14W LED 1200 lm CRI > 85**

110° ^

24V 50/60 Hz

alimentatore elettronico SELV non incluso  
remote SELV electronic driver not included



**20828.--.31**

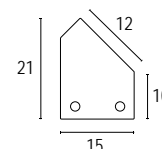
**20828.--.41**

**28W LED 2400 lm CRI > 85**

110° ^

24V 50/60 Hz

alimentatore elettronico SELV non incluso  
remote SELV electronic driver not included



Colore standard 1 settimana  
Standard color 1 week

**.48** Alluminio naturale  
Smart white aluminium

## ACCESSORI / ACCESSORIES



**20885**  
Clip fissaggio acciaio  
Steel fixing clip



**22028**  
Alimentatore IP40 50W 24V DC 0-3 metri  
LED driver IP40 32W 24V DC 0-3 meters

**22029**  
Alimentatore IP40 100W 24V DC 0-6 metri  
LED driver IP40 100W 24V DC 0-6 meters



# LINEAR 0W 45°

IP40 - Classe III - CE / F



**3000K**

**4000K**

**20829.---31**

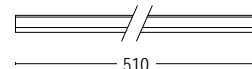
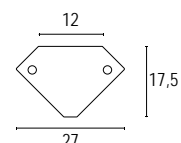
**20829.---41**

**7W LED 600 lm CRI > 85**

110° ^

24V 50/60 Hz

alimentatore elettronico SELV non incluso  
remote SELV electronic driver not included



**20830.---31**

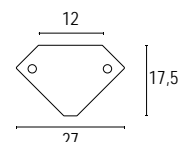
**20830.---41**

**14W LED 1200 lm CRI > 85**

110° ^

24V 50/60 Hz

alimentatore elettronico SELV non incluso  
remote SELV electronic driver not included



**20831.---31**

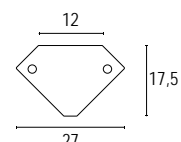
**20831.---41**

**28W LED 2400 lm CRI > 85**

110° ^

24V 50/60 Hz

alimentatore elettronico SELV non incluso  
remote SELV electronic driver not included



## ACCESSORI / ACCESSORIES



**20890**  
Clip fissaggio acciaio  
Steel fixing clip



**22028**  
Alimentatore IP40 50W 24V DC 0-3 metri  
LED driver IP40 32W 24V DC 0-3 meters

**22029**  
Alimentatore IP40 100W 24V DC 0-6 metri  
LED driver IP40 100W 24V DC 0-6 meters

Colore standard 1 settimana  
Standard color 1 week

**.48** Alluminio naturale  
Smart white aluminium

# LINEAR OR FLAT

IP40 - Classe III - CE / F



# LINEAR OR FLAT

IP40 - Classe III - CE / F



**3000K**

**4000K**

**20832.--.31**

**20832.--.41**

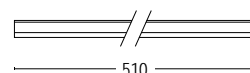
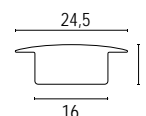


**7W LED 600 lm CRI > 85**

110° ^

24V 50/60 Hz

alimentatore elettronico SELV non incluso  
remote SELV electronic driver not included



**20833.--.31**

**20833.--.41**

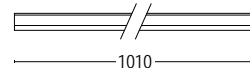
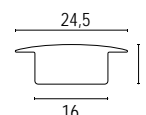


**14W LED 1200 lm CRI > 85**

110° ^

24V 50/60 Hz

alimentatore elettronico SELV non incluso  
remote SELV electronic driver not included



**20834.--.31**

**20834.--.41**

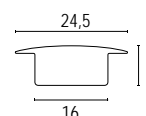


**28W LED 2400 lm CRI > 85**

110° ^

24V 50/60 Hz

alimentatore elettronico SELV non incluso  
remote SELV electronic driver not included



## ACCESSORI / ACCESSORIES

Colore standard 1 settimana  
Standard color 1 week

**.48** Alluminio naturale  
Smart white aluminium



**20885**  
Clip fissaggio acciaio  
Steel fixing clip



**20886**  
Clip fissaggio plastica  
Plastic fixing clip

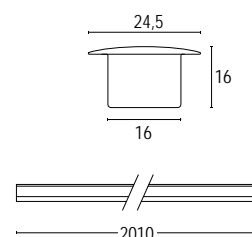


**22028**  
Alimentatore IP40 50W 24V DC 0-3 metri  
LED driver IP40 32W 24V DC 0-3 meters

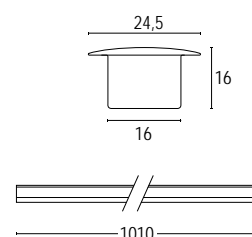
**22029**  
Alimentatore IP40 100W 24V DC 0-6 metri  
LED driver IP40 100W 24V DC 0-6 meters



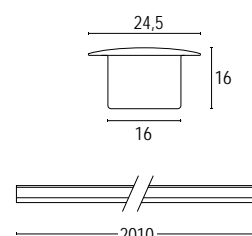
	3000K	4000K
	<b>20835.--.31</b>	<b>20835.--.41</b>
	<b>7W LED 600 lm CRI &gt; 85</b> 110° ^ 24V 50/60 Hz alimentatore elettronico SELV non incluso <i>remote SELV electronic driver not included</i>	



	<b>20836.--.31</b>	<b>20836.--.41</b>
	<b>14W LED 1200 lm CRI &gt; 85</b> 110° ^ 24V 50/60 Hz alimentatore elettronico SELV non incluso <i>remote SELV electronic driver not included</i>	



	<b>20837.--.31</b>	<b>20837.--.41</b>
	<b>28W LED 2400 lm CRI &gt; 85</b> 110° ^ 24V 50/60 Hz alimentatore elettronico SELV non incluso <i>remote SELV electronic driver not included</i>	



## ACCESSORI / ACCESSORIES

Colore standard 1 settimana  
*Standard color 1 week*

**.48** Alluminio naturale  
*Smatt white aluminium*



**20885**  
 Clip fissaggio acciaio  
*Steel fixing clip*



**20894**  
 Molla cartongesso  
*Plasterboard spring*



**22028**  
 Alimentatore IP40 50W 24V DC 0-3 metri  
*LED driver IP40 32W 24V DC 0-3 meters*

**22029**  
 Alimentatore IP40 100W 24V DC 0-6 metri  
*LED driver IP40 100W 24V DC 0-6 meters*



**20886**  
 Clip fissaggio plastica  
*Plastic fixing clip*

# LINEAR OR AS

IP40 - Classe III - CE / F



**3000K**

**4000K**

**20838.--.31**

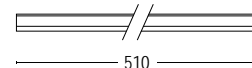
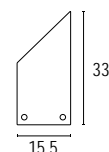
**20838.--.41**

**7W LED 600 lm CRI > 85**

110° ^

24V 50/60 Hz

alimentatore elettronico SELV non incluso  
remote SELV electronic driver not included



**20839.--.31**

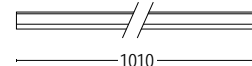
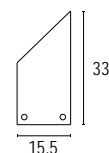
**20839.--.41**

**14W LED 1200 lm CRI > 85**

110° ^

24V 50/60 Hz

alimentatore elettronico SELV non incluso  
remote SELV electronic driver not included



**20840.--.31**

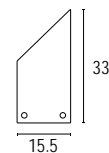
**20840.--.41**

**28W LED 2400 lm CRI > 85**

110° ^

24V 50/60 Hz

alimentatore elettronico SELV non incluso  
remote SELV electronic driver not included



## ACCESSORI / ACCESSORIES

**22028**

Alimentatore IP40 50W 24V DC 0-3 metri  
LED driver IP40 32W 24V DC 0-3 meters

**22029**

Alimentatore IP40 100W 24V DC 0-6 metri  
LED driver IP40 100W 24V DC 0-6 meters



Colore standard 1 settimana  
Standard color 1 week

● **.48** Alluminio naturale  
Smart white aluminium




# LINEAR 1W

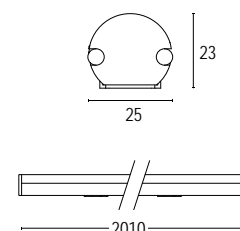
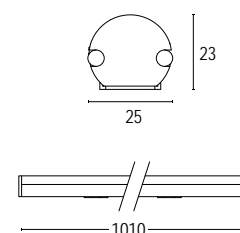
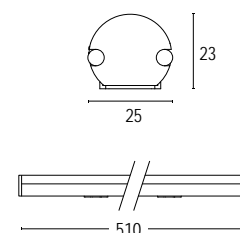


# LINEAR 1W

IP40 - Classe III - CE / F



	3000K	4000K
	<b>20801---31</b>	<b>20801---41</b>
	<b>7W LED 600 lm CRI &gt; 85</b> 110° ^ 24V 50/60 Hz alimentatore elettronico SELV non incluso <i>remote SELV electronic driver not included</i>	
	<b>20802---31</b>	<b>20802---41</b>
	<b>14W LED 1200 lm CRI &gt; 85</b> 110° ^ 24V 50/60 Hz alimentatore elettronico SELV non incluso <i>remote SELV electronic driver not included</i>	
	<b>20803---31</b>	<b>20803---41</b>
	<b>28W LED 2400 lm CRI &gt; 85</b> 110° ^ 24V 50/60 Hz alimentatore elettronico SELV non incluso <i>remote SELV electronic driver not included</i>	



## ACCESSORI / ACCESSORIES



**22028**  
Alimentatore IP40 50W 24V DC 0-3 metri  
LED driver IP40 32W 24V DC 0-3 meters

**22029**  
Alimentatore IP40 100W 24V DC 0-6 metri  
LED driver IP40 100W 24V DC 0-6 meters



**22880**  
Giunzione lineare  
Linear junction



**20896**  
Clip fissaggio orientabile plastica  
Adjustable plastic fixing clip

Colore standard 1 settimana  
Standard color 1 week

 **.48** Alluminio naturale  
Smatt white aluminium

# LINEAR 1R







# LINEAR 1R

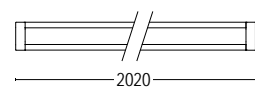
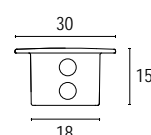
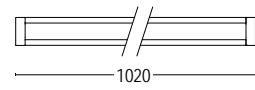
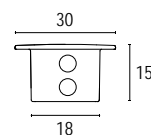
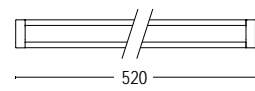
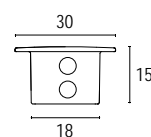
IP40 - Classe III - CE / F



	3000K	4000K
	<b>20804.--.31</b>	<b>20804.--.41</b>
	<b>7W LED 600 lm CRI &gt; 85</b> 110° ^ 24V 50/60 Hz alimentatore elettronico SELV non incluso <i>remote SELV electronic driver not included</i>	

	<b>20805.--.31</b>	<b>20805.--.41</b>
	<b>14W LED 1200 lm CRI &gt; 85</b> 110° ^ 24V 50/60 Hz alimentatore elettronico SELV non incluso <i>remote SELV electronic driver not included</i>	

	<b>20806.--.31</b>	<b>20806.--.41</b>
	<b>28W LED 2400 lm CRI &gt; 85</b> 110° ^ 24V 50/60 Hz alimentatore elettronico SELV non incluso <i>remote SELV electronic driver not included</i>	



## ACCESSORI / ACCESSORIES

**22028**  
 Alimentatore IP40 50W 24V DC 0-3 metri  
*LED driver IP40 32W 24V DC 0-3 meters*

**22029**  
 Alimentatore IP40 100W 24V DC 0-6 metri  
*LED driver IP40 100W 24V DC 0-6 meters*

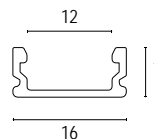
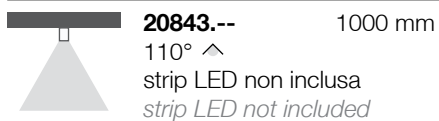
**22880**  
 Giunzione lineare  
*Linear junction*

Colore standard 1 settimana  
*Standard color 1 week*

 **.48** Alluminio naturale  
*Smatt white aluminium*

# PROFILO 0W FLAT

IP40 - Classe III - CE / F



## ACCESSORI / ACCESSORIES



**20885**  
Clip fissaggio acciaio  
*Steel fixing clip*

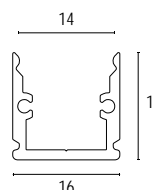
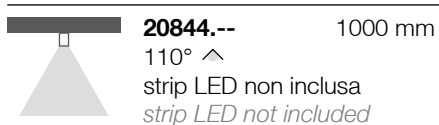


**20887**  
Coppia tappi plastica  
*Couple plastic caps*



**20886**  
Clip fissaggio plastica  
*Plastic fixing clip*

# PROFILO 0W



## ACCESSORI / ACCESSORIES



**20885**  
Clip fissaggio acciaio  
*Steel fixing clip*



**20888**  
Coppia tappi plastica  
*Couple plastic caps*



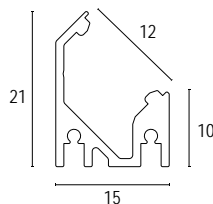
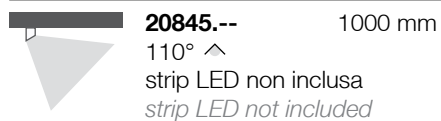
**20886**  
Clip fissaggio plastica  
*Plastic fixing clip*

Colore standard 1 settimana  
*Standard color 1 week*

● **.48** Alluminio naturale  
*Smart white aluminium*

# PROFILO 0W AS

IP40 - Classe III - CE / F



## ACCESSORI / ACCESSORIES

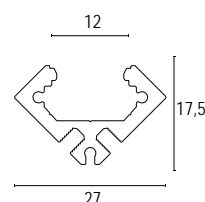
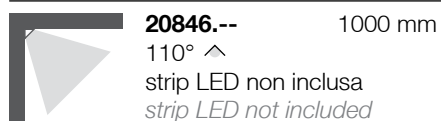


**20885**  
Clip fissaggio acciaio  
*Steel fixing clip*



**20889**  
Coppia tappi plastica  
*Couple plastic caps*

# PROFILO 0W 45°



## ACCESSORI / ACCESSORIES

Colore standard 1 settimana  
*Standard color 1 week*

● **.48** Alluminio naturale  
*Smatt white aluminium*



**20890**  
Clip fissaggio acciaio  
*Steel fixing clip*

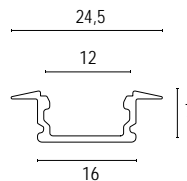
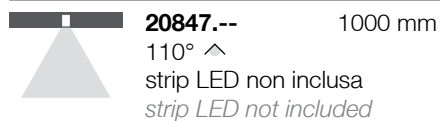


**20891**  
Coppia tappi plastica  
*Couple plastic caps*



# PROFILO 0R FLAT

IP40 - Classe III - CE / F



## ACCESSORI / ACCESSORIES



**20885**  
Clip fissaggio acciaio  
*Steel fixing clip*

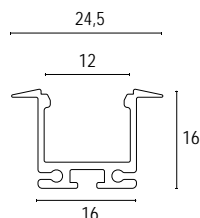
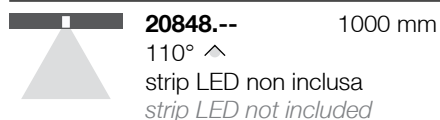


**20892**  
Coppia tappi plastica  
*Couple plastic caps*



**20886**  
Clip fissaggio plastica  
*Plastic fixing clip*

# PROFILO 0R



## ACCESSORI / ACCESSORIES



**20885**  
Clip fissaggio acciaio  
*Steel fixing clip*



**20893**  
Coppia tappi plastica  
*Couple plastic caps*



**20886**  
Clip fissaggio plastica  
*Plastic fixing clip*




**20894**  
Molla cartongesso  
*Plasterboard spring*

Colore standard 1 settimana  
*Standard color 1 week*

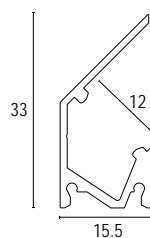
● **.48** Alluminio naturale  
*Smatt white aluminium*

# PROFILO 0R AS

IP40 - Classe III - CE / F



**20849.--** 1000 mm  
110°  $\wedge$   
strip LED non inclusa  
*strip LED not included*



## ACCESSORI / ACCESSORIES



**20895**  
Coppia tappi plastica  
*Couple plastic caps*

# POINT C

design Lucitalia



Apparecchi a soffitto dal design minimale e dalle ridotte dimensioni. Consentono un'illuminazione d'accento per spazi residenziali e commerciali, con un minimo impatto sull'ambiente.

*A range of ceiling products with minimal design and compact size. Ideal for accent lighting in residential and commercial areas with minimum impact. Particularly suitable for environments where an high IP rating is required.*





# POINT C



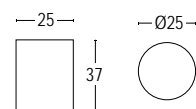


# POINT 1C RD

IP65 - Classe III - CE / F



	3000K	4000K
	<b>25108.--.31</b>	<b>25108.--.41</b>
	<b>25108.--.31.A</b> 1-10V	<b>25108.--.41.A</b> 1-10V
	<b>25108.--.31.D</b> DALI	<b>25108.--.41.D</b> DALI
	<b>1,5W LED 170 lm CRI &gt; 85</b> 32° ^ max 500mA alimentatore elettronico SELV non incluso <i>remote SELV electronic driver not included</i>	



## ACCESSORI / ACCESSORIES



Colore standard 1 settimana  
*Standard color 1 week*


○ **.01** Bianco  
*White (matt)*


Colore su richiesta 2 settimane  
*Upon request color 2 weeks*

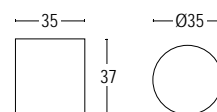
● **.19** Grigio argento  
*Silver grey (matt)*  
 ● **.22** Nero  
*Black (matt)*  
 ● **.45** Ruggine  
*Rust*

# POINT 2C RD

IP65 - Classe III - CE / F



	3000K	4000K
	<b>25106---31</b> <b>25106---31.A</b> 1-10V <b>25106---31.D</b> DALI	<b>25106---41</b> <b>25106---41.A</b> 1-10V <b>25106---41.D</b> DALI
	<b>2W LED 225 lm CRI &gt; 85</b> 47° ^ max 700mA alimentatore elettronico SELV non incluso <i>remote SELV electronic driver not included</i>	



## ACCESSORI / ACCESSORIES



### 22014

Alimentatore IP20 700mA  
1 per max 10 Point 2  
LED driver IP20 700mA  
1 for max 10 Point 2



### 22080

Connettore rapido IP 68  
IP 68 fast connector

Colore standard 1 settimana  
*Standard color 1 week*

○ **.01** Bianco  
*White (matt)*


Colore su richiesta 2 settimane  
*Upon request color 2 weeks*

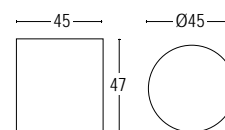
● **.19** Grigio argento  
*Silver grey (matt)*  
● **.22** Nero  
*Black (matt)*  
● **.45** Ruggine  
*Rust*

# POINT 3C RD

IP68 - Classe III - CE / F



	3000K	4000K
	<b>25104.--.31</b> <b>25104.--.31.A</b> 1-10V <b>25104.--.31.D</b> DALI	<b>25104.--.41</b> <b>25104.--.41.A</b> 1-10V <b>25104.--.41.D</b> DALI
	<b>6,5W LED 705 lm CRI &gt; 85</b> 62° ^ max 350mA alimentatore elettronico SELV non incluso <i>remote SELV electronic driver not included</i>	



## ACCESSORI / ACCESSORIES



### 22001

Alimentatore IP20 350mA  
1 per max 2 Point 3 6,5W  
*LED driver IP20 350mA*  
1 for max 2 Point 3 6,5W



### 22080

Connettore rapido IP 68  
*IP 68 fast connector*

Colore standard 1 settimana  
*Standard color 1 week*

○ **.01** Bianco  
*White (matt)*

Colore su richiesta 2 settimane  
*Upon request color 2 weeks*

● **.19** Grigio argento  
*Silver grey (matt)*  
● **.22** Nero  
*Black (matt)*  
● **.45** Ruggine  
*Rust*

# POINT C

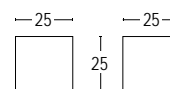


# POINT 1C SQ

IP65 - Classe III - CE / F



	3000K	4000K
	<b>25116.--.31</b>	<b>25116.--.41</b>
	<b>25116.--.31.A</b> 1-10V	<b>25116.--.41.A</b> 1-10V
	<b>25116.--.31.D</b> DALI	<b>25116.--.41.D</b> DALI
	<b>1,5W LED 170 lm CRI &gt; 85</b> 32° ^ max 500mA alimentatore elettronico SELV non incluso <i>remote SELV electronic driver not included</i>	



## ACCESSORI / ACCESSORIES



### 22008

Alimentatore IP20 500mA  
1 per max 10 Point 1  
LED driver IP20 500mA  
1 for max 10 Point 1



### 22080

Connettore rapido IP 68  
IP 68 fast connector

Colore standard 1 settimana  
Standard color 1 week

○ **.01** Bianco  
White (matt)

Colore su richiesta 2 settimane  
Upon request color 2 weeks

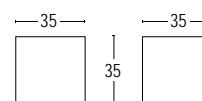
● **.19** Grigio argento  
Silver grey (matt)  
● **.22** Nero  
Black (matt)  
● **.45** Ruggine  
Rust

# POINT 2C SQ

IP65 - Classe III - CE / F



	3000K	4000K
	<b>25114.--.31</b> <b>25114.--.31.A</b> 1-10V <b>25114.--.31.D</b> DALI	<b>25114.--.41</b> <b>25114.--.41.A</b> 1-10V <b>25114.--.41.D</b> DALI
	<b>2W LED 225 lm CRI &gt; 85</b> 47° ^ max 700mA alimentatore elettronico SELV non incluso <i>remote SELV electronic driver not included</i>	



## ACCESSORI / ACCESSORIES



### 22014

Alimentatore IP20 700mA  
1 per max 10 Point 2  
LED driver IP20 700mA  
1 for max 10 Point 2



### 22080

Connettore rapido IP 68  
IP 68 fast connector

Colore standard 1 settimana  
*Standard color 1 week*

○ **.01** Bianco  
*White (matt)*


Colore su richiesta 2 settimane  
*Upon request color 2 weeks*

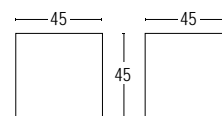
● **.19** Grigio argento  
*Silver grey (matt)*  
● **.22** Nero  
*Black (matt)*  
● **.45** Ruggine  
*Rust*

# POINT 3C SQ

IP65 - Classe III - CE / F



	3000K	4000K
	<b>25112.--.31</b> <b>25112.--.31.A</b> 1-10V <b>25112.--.31.D</b> DALI	<b>25112.--.41</b> <b>25112.--.41.A</b> 1-10V <b>25112.--.41.D</b> DALI
	<b>6,5W LED 705 lm CRI &gt; 85</b> 62° ^ max 350mA alimentatore elettronico SELV non incluso <i>remote SELV electronic driver not included</i>	



## ACCESSORI / ACCESSORIES



### 22001

Alimentatore IP20 350mA  
1 per max 2 Point 3 6,5W  
*LED driver IP20 350mA*  
1 for max 2 Point 3 6,5W



### 22080

Connettore rapido IP 68  
*IP 68 fast connector*

Colore standard 1 settimana  
*Standard color 1 week*


○ **.01** Bianco  
*White (matt)*

Colore su richiesta 2 settimane  
*Upon request color 2 weeks*

● **.19** Grigio argento  
*Silver grey (matt)*  
● **.22** Nero  
*Black (matt)*  
● **.45** Ruggine  
*Rust*

# POINT AS

design Lucitalia



Apparecchio da incasso a parete ad emissione di luce asimmetrica. Point con le sue varie finiture diventa un segna passo ideale per l'illuminazione di scale, corridoi e ambienti di passaggio. Grazie al suo indice di protezione IP 65, risulta inoltre particolarmente indicato per luoghi dove si presenta necessaria un'elevata protezione contro umidità e acqua.

*Recessed wall lamp with asymmetric light distribution. Ideal for lighting stairs, passageways and hallways. Body in cast aluminum finished in power coat paint with under layer protection which guarantees protection over time. IP 65 rating makes it ideal for installation in areas where protection against elevated humidity and water are necessary.*





# POINT AS



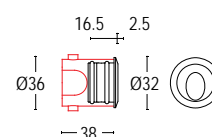
# POINT 1AS RD

IP67 - Classe III - CE / F




3000K	4000K
20505.---.31	20505.---.41

**1W LED 120 lm CRI > 85**  
 80° ^  
 max 350mA DC  
 alimentatore remoto SELV non incluso  
*remote SELV driver not included*

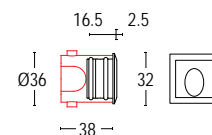


# POINT 1AS SQ



3000K	4000K
20506.---.31	20506.---.41

**1W LED 120 lm CRI > 85**  
 80° ^  
 max 350mA DC  
 alimentatore remoto SELV non incluso  
*remote SELV driver not included*



Colore standard 1 settimana  
*Standard color 1 week*

**.40** Acciaio  
*Stainless steel*

Colore su richiesta 2 settimane  
*Upon request color 2 weeks*

**.01** Bianco  
*White (matt)*

**.19** Grigio argento  
*Silver grey (matt)*

**.22** Nero  
*Black (matt)*

**.45** Ruggine  
*Rust*

**.50** Cromo lucido  
*Polished chrome*

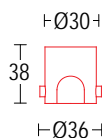
## ACCESSORI / ACCESSORIES



**22001**  
 Alimentatore IP20 350mA  
 1 per max 10 Point  
 LED driver IP20 350mA  
 1 for max 10 Point




**22080**  
 Connettore rapido IP 68  
*IP 68 fast connector*



**20584**  
 Controcassa Point 1  
*rough-in housing Point 1*

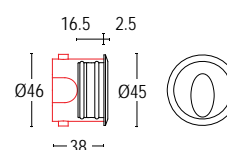
# POINT 2AS RD

IP67 - Classe III - CE / F




3000K	4000K
20535.--.31	20535.--.41

**1W LED 120 lm CRI > 85**  
 80° ^  
 max 350mA DC  
 alimentatore remoto SELV non incluso  
*remote SELV driver not included*

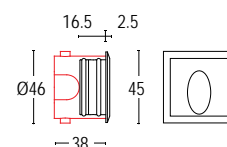


# POINT 2AS SQ



3000K	4000K
20532.--.31	20532.--.41

**1W LED 120 lm CRI > 85**  
 80° ^  
 max 350mA DC  
 alimentatore remoto SELV non incluso  
*remote SELV driver not included*



Colore standard 1 settimana  
*Standard color 1 week*

**.40** Acciaio  
*Stainless steel*

Colore su richiesta 2 settimane  
*Upon request color 2 weeks*

**.01** Bianco  
*White (matt)*

**.19** Grigio argento  
*Silver grey (matt)*

**.22** Nero  
*Black (matt)*

**.45** Ruggine  
*Rust*

**.50** Cromo lucido  
*Polished chrome*

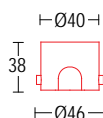
## ACCESSORI / ACCESSORIES



**22001**  
 Alimentatore IP20 350mA  
 1 per max 10 Point  
 LED driver IP20 350mA  
 1 for max 10 Point



**22080**  
 Connettore rapido IP 68  
*IP 68 fast connector*



**20585**  
 Controcassa Point 2  
*rough-in housing Point 2*

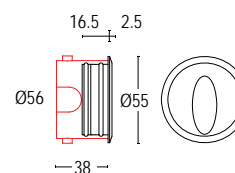
# POINT 3AS RD

IP67 - Classe III - CE / F




3000K	4000K
20533.--.31	20533.--.41

**1W LED 120 lm CRI > 85**  
 80° ^  
 max 350mA DC  
 alimentatore remoto SELV non incluso  
*remote SELV driver not included*

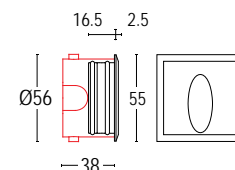


# POINT 3AS SQ



3000K	4000K
20534.--.31	20534.--.41

**1W LED 120 lm CRI > 85**  
 80° ^  
 max 350mA DC  
 alimentatore remoto SELV non incluso  
*remote SELV driver not included*



Colore standard 1 settimana  
*Standard color 1 week*

**.40** Acciaio  
*Stainless steel*

Colore su richiesta 2 settimane  
*Upon request color 2 weeks*

**.01** Bianco  
*White (matt)*

**.19** Grigio argento  
*Silver grey (matt)*

**.22** Nero  
*Black (matt)*

**.45** Ruggine  
*Rust*

**.50** Cromo lucido  
*Polished chrome*

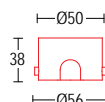
## ACCESSORI / ACCESSORIES



**22001**  
 Alimentatore IP20 350mA  
 1 per max 10 Point  
 LED driver IP20 350mA  
 1 for max 10 Point



**22080**  
 Connettore rapido IP 68  
 IP 68 fast connector



**20586**  
 Controcassa Point 3  
 rough-in housing Point 3

# POINT R

design Lucitalia




Apparecchio da incasso a parete ad emissione di luce simmetrica diffusa. Ideale per l'illuminazione di scale, corridoi e disimpegni. Grazie al suo indice di protezione IP 67, risulta inoltre particolarmente indicato per luoghi dove si presenta necessaria un'elevata protezione contro umidità e acqua.

*Recessed wall lamp with symmetric light distribution. Ideal for lighting stairs, passageways and hallways. Point AS has an IP 67 degree, so it is particularly suitable for places where high water and moisture protection is required.*






# POINT R FLAT





# POINT 1R FLAT

IP67 - Classe III - CE / F



**3000K**

**4000K**

**20512.--.31**

**20512.--.41**



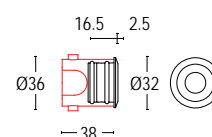
**1W LED 120 lm CRI > 85**

110° ^

max 350mA DC

alimentatore remoto SELV non incluso

*remote SELV driver not included*



Colore standard 1 settimana

*Standard color 1 week*

● **.40** Acciaio  
*Stainless steel*

Colore su richiesta 2 settimane

*Upon request color 2 weeks*

○ **.01** Bianco  
*White (matt)*

● **.19** Grigio argento  
*Silver grey (matt)*

● **.22** Nero  
*Black (matt)*

● **.45** Ruggine  
*Rust*

● **.50** Cromo lucido  
*Polished chrome*

## ACCESSORI / ACCESSORIES



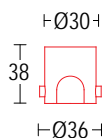
**22001**

Alimentatore IP20 350mA  
1 per max 10 Point  
LED driver IP20 350mA  
1 for max 10 Point



Pellicole colorate *coloured films*

Su richiesta  
*Upon request*



**20584**

Controcassa Point 1  
*rough-in housing Point 1*




**22080**

Connettore rapido IP 68  
*IP 68 fast connector*

# POINT 2R FLAT

IP67 - Classe III - CE / F



**3000K**

**4000K**

**20513.--.31**

**20513.--.41**



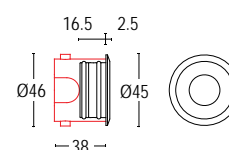
**1W LED 120 lm CRI > 85**

110° ^

max 350mA DC

alimentatore remoto SELV non incluso

*remote SELV driver not included*



Colore standard 1 settimana

*Standard color 1 week*

**.40** Acciaio  
*Stainless steel*

Colore su richiesta 2 settimane

*Upon request color 2 weeks*

**.01** Bianco  
*White (matt)*

**.19** Grigio argento  
*Silver grey (matt)*

**.22** Nero  
*Black (matt)*

**.45** Ruggine  
*Rust*

**.50** Cromo lucido  
*Polished chrome*

## ACCESSORI / ACCESSORIES



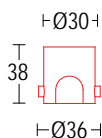
**22001**

Alimentatore IP20 350mA  
1 per max 10 Point  
*LED driver IP20 350mA  
1 for max 10 Point*



Pellicole colorate *coloured films*

Su richiesta  
*Upon request*



**20584**

Controcassa Point 2  
*rough-in housing Point 2*




**22080**

Connettore rapido IP 68  
*IP 68 fast connector*

# POINT 3R FLAT

IP67 - Classe III - CE / F



**3000K**

**4000K**

**20514.--.31**

**20514.--.41**



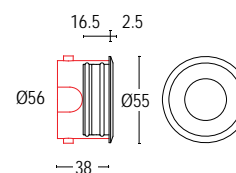
**1W LED 120 lm CRI > 85**

110° ^

max 350mA DC

alimentatore remoto SELV non incluso

remote SELV driver not included



Colore standard 1 settimana

Standard color 1 week

**.40** Acciaio  
Stainless steel

Colore su richiesta 2 settimane

Upon request color 2 weeks

**.01** Bianco  
White (matt)

**.19** Grigio argento  
Silver grey (matt)

**.22** Nero  
Black (matt)

**.45** Ruggine  
Rust

**.50** Cromo lucido  
Polished chrome

## ACCESSORI / ACCESSORIES



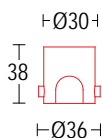
**22001**

Alimentatore IP20 350mA  
1 per max 10 Point  
LED driver IP20 350mA  
1 for max 10 Point



Pellicole colorate coloured films

Su richiesta  
Upon request



**20584**

Controcassa Point 3  
rough-in housing Point 3



**22080**


Connettore rapido IP 68  
IP 68 fast connector



# POINT R

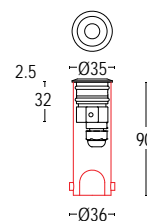


# POINT 1 R

IP67 - Classe III - CE / F



	3000K	4000K
	<b>20502.--.31</b>	<b>20502.--.41</b>
	<b>1,5W LED 170 lm CRI &gt; 85</b> 16° ^ max 500mA DC alimentatore remoto SELV non incluso <i>remote SELV driver not included</i>	
	<b>20501.--.31</b>	<b>20501.--.41</b>
	<b>1,5W LED 170 lm CRI &gt; 85</b> 32° ^ max 500mA DC alimentatore remoto SELV non incluso <i>remote SELV driver not included</i>	



Colore standard 1 settimana  
Standard color 1 week

**.40** Acciaio  
Stainless steel

Colore su richiesta 2 settimane  
Upon request color 2 weeks

**.01** Bianco  
White (matt)

**.19** Grigio argento  
Silver grey (matt)

**.22** Nero  
Black (matt)

**.45** Ruggine  
Rust

**.50** Cromo lucido  
Polished chrome

## ACCESSORI / ACCESSORIES



**22008**

Alimentatore IP20 500mA  
1 per max 10 Point 1  
LED driver IP20 500mA  
1 for max 10 Point 1

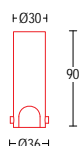


Pellicole colorate coloured films

Su richiesta  
Upon request


**22080**

Connettore rapido IP 68  
IP 68 fast connector

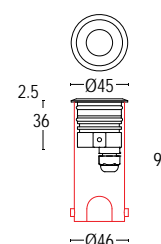


**20580**

Controcassa Point 1  
rough-in housing Point 1



	3000K	4000K
	<b>20504.--.31</b>	<b>20504.--.41</b>
	<b>2W LED 225 lm CRI &gt; 85</b> 13° ^ max 700mA DC alimentatore remoto SELV non incluso <i>remote SELV driver not included</i>	
	<b>20503.--.31</b>	<b>20503.--.41</b>
	<b>2W LED 225 lm CRI &gt; 85</b> 47° ^ max 700mA DC alimentatore remoto SELV non incluso <i>remote SELV driver not included</i>	



Colore standard 1 settimana  
Standard color 1 week

**.40** Acciaio  
Stainless steel

Colore su richiesta 2 settimane  
Upon request color 2 weeks

**.01** Bianco  
White (matt)

**.19** Grigio argento  
Silver grey (matt)

**.22** Nero  
Black (matt)

**.45** Ruggine  
Rust

**.50** Cromo lucido  
Polished chrome

## ACCESSORI / ACCESSORIES



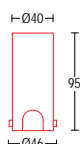
**22014**

Alimentatore IP20 700mA  
1 per max 10 Point 2  
LED driver IP20 700mA  
1 for max 10 Point 2



Pellicole colorate coloured films

Su richiesta  
Upon request




**20581**

Controcassa Point 2  
rough-in housing Point 2

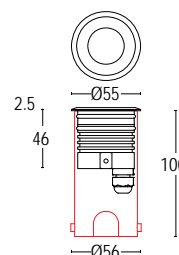


**22080**

Connettore rapido IP 68  
IP 68 fast connector



	3000K	4000K
	<b>20511.--.31</b>	<b>20511.--.41</b>
	<b>3W LED 315 lm CRI &gt; 85</b> 10° ^ max 1050mA DC alimentatore remoto SELV non incluso <i>remote SELV driver not included</i>	
	<b>20510.--.31</b>	<b>20510.--.41</b>
	<b>3W LED 315 lm CRI &gt; 85</b> 37° ^ max 1050mA DC alimentatore remoto SELV non incluso <i>remote SELV driver not included</i>	
	<b>20509.--.31</b>	<b>20509.--.41</b>
	<b>6,5W LED 705 lm CRI &gt; 85</b> 28° ^ max 350mA alimentatore elettronico SELV non incluso <i>remote SELV electronic driver not included</i>	
	<b>20508.--.31</b>	<b>20508.--.41</b>
	<b>6,5W LED 705 lm CRI &gt; 85</b> 62° ^ max 350mA alimentatore elettronico SELV non incluso <i>remote SELV electronic driver not included</i>	



Colore standard 1 settimana  
Standard color 1 week

**.40** Acciaio  
Stainless steel

Colore su richiesta 2 settimane  
Upon request color 2 weeks

- .01** Bianco  
White (matt)
- .19** Grigio argento  
Silver grey (matt)
- .22** Nero  
Black (matt)
- .45** Ruggine  
Rust
- .50** Cromo lucido  
Polished chrome

## ACCESSORI / ACCESSORIES



### 22017

Alimentatore IP20 1050mA  
1 per max 10 Point 3 3W  
LED driver IP20 1050mA  
1 for max 10 Point 3 3W

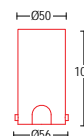
### 22001

Alimentatore IP20 350mA  
1 per max 2 Point 3 6,5W  
LED driver IP20 350mA  
1 for max 2 Point 3 6,5W



Pellicole colorate coloured films

Su richiesta  
Upon request



### 20582

Controcassa Point 3  
rough-in housing Point 3

# POINT SPOT

design Lucitalia



Point Spot è un proiettore per illuminazione d'accento dalle ridottissime dimensioni e a bassa tensione. Ideale per enfatizzare elementi architettonici; grazie al suo indice di protezione IP 67, risulta inoltre particolarmente indicato per luoghi dove si presenta necessaria un'elevata protezione contro umidità e acqua quali bagni, spa, docce etc. disponibile anche nella versione in acciaio inox.

*Point Spot is a projector for accent lighting. It's elegant design makes it ideal for lighting commercial and residential spaces, offices and museums. Particularly suitable for environments where an high IP rate is compulsory such as bathrooms, spas, showers, etc .. available in version round stainless steel.*








# POINT SPOT

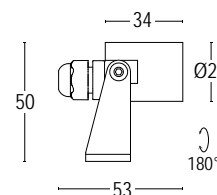



# POINT SPOT 1 RD

IP67 - Classe III - CE / F



	3000K	4000K
	<b>20527---31</b> <b>20527---31.A</b> 1-10V <b>20527---31.D</b> DALI	<b>20527---41</b> <b>20527---41.A</b> 1-10V <b>20527---41.D</b> DALI
	<b>1,5W LED 170 lm CRI &gt; 85</b> 16° ^ max 500mA alimentatore elettronico SELV non incluso <i>remote SELV electronic driver not included</i>	



	3000K	4000K
	<b>20526---31</b> <b>20526---31.A</b> 1-10V <b>20526---31.D</b> DALI	<b>20526---41</b> <b>20526---41.A</b> 1-10V <b>20526---41.D</b> DALI
	<b>1,5W LED 170 lm CRI &gt; 85</b> 32° ^ max 500mA alimentatore elettronico SELV non incluso <i>remote SELV electronic driver not included</i>	

## ACCESSORI / ACCESSORIES



### 22008

Alimentatore IP20 500mA  
 1 per max 10 Point 1  
 LED driver IP20 500mA  
 1 for max 10 Point 1



### 22080

Connettore rapido IP 68  
 IP 68 fast connector

Colore standard 1 settimana  
*Standard color 1 week*

○ .01 Bianco  
 White (matt)


Colore su richiesta 2 settimane  
*Upon request color 2 weeks*

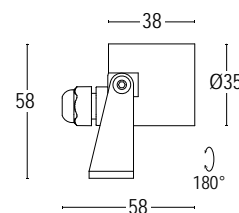
● .19 Grigio argento  
 Silver grey (matt)  
 ● .22 Nero  
 Black (matt)  
 ● .45 Ruggine  
 Rust


# POINT SPOT 2 RD

IP67 - Classe III - CE / F

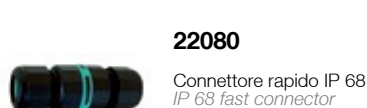


	3000K	4000K
	<b>20529.--.31</b> <b>20529.--.31.A</b> 1-10V <b>20529.--.31.D</b> DALI	<b>20529.--.41</b> <b>20529.--.41.A</b> 1-10V <b>20529.--.41.D</b> DALI
	<b>2W LED 225 lm CRI &gt; 85</b> 13° ^ max 700mA alimentatore elettronico SELV non incluso <i>remote SELV electronic driver not included</i>	



	<b>20528.--.31</b> <b>20528.--.31.A</b> 1-10V <b>20528.--.31.D</b> DALI	<b>20528.--.41</b> <b>20528.--.41.A</b> 1-10V <b>20528.--.41.D</b> DALI
	<b>2W LED 225 lm CRI &gt; 85</b> 47° ^ max 700mA alimentatore elettronico SELV non incluso <i>remote SELV electronic driver not included</i>	

## ACCESSORI / ACCESSORIES



Colore standard 1 settimana  
 Standard color 1 week

○ **.01** Bianco  
 White (matt)

Colore su richiesta 2 settimane  
 Upon request color 2 weeks

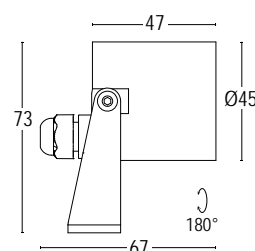
● **.19** Grigio argento  
 Silver grey (matt)

● **.22** Nero  
 Black (matt)

● **.45** Ruggine  
 Rust

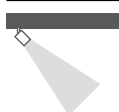
# POINT SPOT 3 RD

IP67 - Classe III - CE / F



**3000K**

**4000K**



<b>20555.--.31</b>	<b>20555.--.41</b>
<b>20555.--.31.A</b> 1-10V	<b>20555.--.41.A</b> 1-10V
<b>20555.--.31.D</b> DALI	<b>20555.--.41.D</b> DALI

**3W LED 315 lm CRI > 85**

10° ^

max 1050mA

alimentatore elettronico SELV non incluso  
remote SELV electronic driver not included



<b>20556.--.31</b>	<b>20556.--.41</b>
<b>20556.--.31.A</b> 1-10V	<b>20556.--.41.A</b> 1-10V
<b>20556.--.31.D</b> DALI	<b>20556.--.41.D</b> DALI

**3W LED 315 lm CRI > 85**

37° ^

max 1050mA

alimentatore elettronico SELV non incluso  
remote SELV electronic driver not included



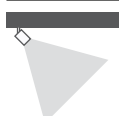
<b>20531.--.31</b>	<b>20531.--.41</b>
<b>20531.--.31.A</b> 1-10V	<b>20531.--.41.A</b> 1-10V
<b>20531.--.31.D</b> DALI	<b>20531.--.41.D</b> DALI

**6,5W LED 705 lm CRI > 85**

28° ^

max 350mA

alimentatore elettronico SELV non incluso  
remote SELV electronic driver not included



<b>20530.--.31</b>	<b>20530.--.41</b>
<b>20530.--.31.A</b> 1-10V	<b>20530.--.41.A</b> 1-10V
<b>20530.--.31.D</b> DALI	<b>20530.--.41.D</b> DALI

**6,5W LED 705 lm CRI > 85**

62° ^

max 350mA

alimentatore elettronico SELV non incluso  
remote SELV electronic driver not included

Colore standard 1 settimana  
Standard color 1 week

○ **.01** Bianco  
White (matt)

Colore su richiesta 2 settimane  
Upon request color 2 weeks

● **.19** Grigio argento  
Silver grey (matt)

● **.22** Nero  
Black (matt)

● **.45** Ruggine  
Rust

## ACCESSORI / ACCESSORIES

**22017**



Alimentatore IP20 1050mA  
1 per max 10 Point 3 3W  
LED driver IP20 1050mA  
1 for max 10 Point 3 3W

**22001**




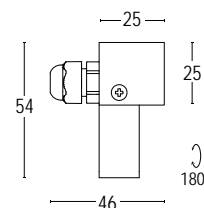
Alimentatore IP20 350mA  
1 per max 2 Point 3 6,5W  
LED driver IP20 350mA  
1 for max 2 Point 3 6,5W


# POINT SPOT 1 SQ

IP67 - Classe III - CE / F



	3000K	4000K
	<b>20547---31</b> <b>20547---31.A</b> 1-10V <b>20547---31.D</b> DALI	<b>20547---41</b> <b>20547---41.A</b> 1-10V <b>20547---41.D</b> DALI
	<b>1,5W LED 170 lm CRI &gt; 85</b> 16° ^ max 500mA alimentatore elettronico SELV non incluso <i>remote SELV electronic driver not included</i>	



	<b>20546---31</b> <b>20546---31.A</b> 1-10V <b>20546---31.D</b> DALI	<b>20546---41</b> <b>20546---41.A</b> 1-10V <b>20546---41.D</b> DALI
	<b>1,5W LED 170 lm CRI &gt; 85</b> 32° ^ max 500mA alimentatore elettronico SELV non incluso <i>remote SELV electronic driver not included</i>	

## ACCESSORI / ACCESSORIES



### 22008

Alimentatore IP20 500mA  
 1 per max 10 Point 1  
 LED driver IP20 500mA  
 1 for max 10 Point 1



### 22080

Connettore rapido IP 68  
 IP 68 fast connector

Colore standard 1 settimana  
*Standard color 1 week*

○ .01 Bianco  
*White (matt)*


Colore su richiesta 2 settimane  
*Upon request color 2 weeks*

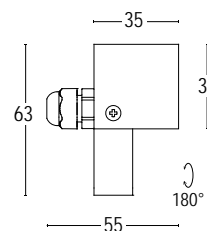
● .19 Grigio argento  
*Silver grey (matt)*  
 ● .22 Nero  
*Black (matt)*  
 ● .45 Ruggine  
*Rust*


# POINT SPOT 2 SQ

IP67 - Classe III - CE / F



	3000K	4000K
	<b>20549.--.31</b> <b>20549.--.31.A</b> 1-10V <b>20549.--.31.D</b> DALI	<b>20549.--.41</b> <b>20549.--.41.A</b> 1-10V <b>20549.--.41.D</b> DALI
	<b>2W LED 225 lm CRI &gt; 85</b> 13° ^ max 700mA alimentatore elettronico SELV non incluso <i>remote SELV electronic driver not included</i>	



	<b>20548.--.31</b> <b>20548.--.31.A</b> 1-10V <b>20548.--.31.D</b> DALI	<b>20548.--.41</b> <b>20548.--.41.A</b> 1-10V <b>20548.--.41.D</b> DALI
	<b>2W LED 225 lm CRI &gt; 85</b> 47° ^ max 700mA alimentatore elettronico SELV non incluso <i>remote SELV electronic driver not included</i>	

## ACCESSORI / ACCESSORIES



### 22014

Alimentatore IP20 700mA  
 1 per max 10 Point 2  
 LED driver IP20 700mA  
 1 for max 10 Point 2



### 22080

Connettore rapido IP 68  
 IP 68 fast connector

Colore standard 1 settimana  
 Standard color 1 week

○ .01 Bianco  
 White (matt)

Colore su richiesta 2 settimane  
 Upon request color 2 weeks

● .19 Grigio argento  
 Silver grey (matt)

● .22 Nero  
 Black (matt)

● .45 Ruggine  
 Rust

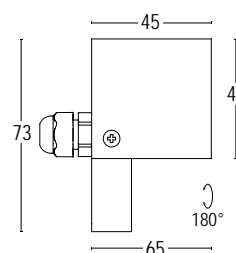
# POINT SPOT





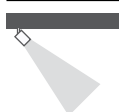
# POINT SPOT 3 SQ

IP67 - Classe III - CE / F



**3000K**

**4000K**



**20542---31**

**20542---31.A** 1-10V

**20542---31.D** DALI

**20542---41**

**20542---41.A** 1-10V

**20542---41.D** DALI

**3W LED 315 lm CRI > 85**

10° ^

max 1050mA

alimentatore elettronico SELV non incluso

remote SELV electronic driver not included



**20543---31**

**20543---31.A** 1-10V

**20543---31.D** DALI

**20543---41**

**20543---41.A** 1-10V

**20543---41.D** DALI

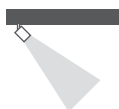
**3W LED 315 lm CRI > 85**

37° ^

max 1050mA

alimentatore elettronico SELV non incluso

remote SELV electronic driver not included



**20541---31**

**20541---31.A** 1-10V

**20541---31.D** DALI

**20541---41**

**20541---41.A** 1-10V

**20541---41.D** DALI

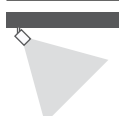
**6,5W LED 705 lm CRI > 85**

28° ^

max 350mA

alimentatore elettronico SELV non incluso

remote SELV electronic driver not included



**20540---31**

**20540---31.A** 1-10V

**20540---31.D** DALI

**20540---41**

**20540---41.A** 1-10V

**20540---41.D** DALI

**6,5W LED 705 lm CRI > 85**

62° ^

max 350mA

alimentatore elettronico SELV non incluso

remote SELV electronic driver not included

Colore standard 1 settimana  
Standard color 1 week

○ **.01** Bianco  
White (matt)

Colore su richiesta 2 settimane  
Upon request color 2 weeks

● **.19** Grigio argento  
Silver grey (matt)

● **.22** Nero  
Black (matt)

● **.45** Ruggine  
Rust

## ACCESSORI / ACCESSORIES

**22017**



Alimentatore IP20 1050mA  
1 per max 10 Point 3 3W  
LED driver IP20 1050mA  
1 for max 10 Point 3 3W

**22001**



Alimentatore IP20 350mA  
1 per max 2 Point 3 6,5W  
LED driver IP20 350mA  
1 for max 2 Point 3 6,5W

# POINT SPOT RD INOX



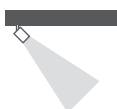
# POINT SPOT 1 RD INOX

IP68 - Classe III - CE / F



**3000K**

**4000K**



**20544.--.31**

**20544.--.31.A** 1-10V

**20544.--.31.D** DALI

**20544.--.41**

**20544.--.41.A** 1-10V

**20544.--.41.D** DALI

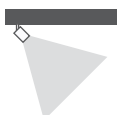
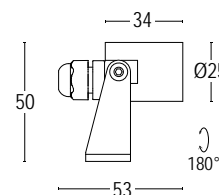
**1W LED 120 lm CRI > 85**

16° ^

max 350mA

alimentatore elettronico SELV non incluso

*remote SELV electronic driver not included*



**20545.--.31**

**20545.--.31.A** 1-10V

**20545.--.31.D** DALI

**20545.--.41**

**20545.--.41.A** 1-10V

**20545.--.41.D** DALI

**1W LED 120 lm CRI > 85**

32° ^

max 350mA

alimentatore elettronico SELV non incluso

*remote SELV electronic driver not included*

## ACCESSORI / ACCESSORIES



**22001**

Alimentatore IP20 350mA  
1 per max 10 Point 1 1W  
LED driver IP20 350mA  
1 for max 10 Point 1 1W



**22080**

Connettore rapido IP 68  
IP 68 fast connector

Colore standard 1 settimana

*Standard color 1 week*

**.40** Acciaio  
*Stainless steel*

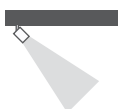
# POINT SPOT 2 RD INOX

IP68 - Classe III - CE / F



**3000K**

**4000K**



**20536.--.31**

**20536.--.31.A** 1-10V

**20536.--.31.D** DALI

**20536.--.41**

**20536.--.41.A** 1-10V

**20536.--.41.D** DALI

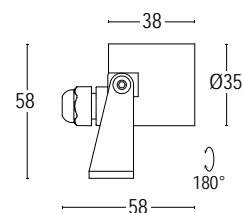
**1,5W LED 170 lm CRI > 85**

13° ^

max 500mA

alimentatore elettronico SELV non incluso

*remote SELV electronic driver not included*



**20537.--.31**

**20537.--.31.A** 1-10V

**20537.--.31.D** DALI

**20537.--.41**

**20537.--.41.A** 1-10V

**20537.--.41.D** DALI

**1,5W LED 170 lm CRI > 85**

47° ^

max 500mA

alimentatore elettronico SELV non incluso

*remote SELV electronic driver not included*

## ACCESSORI / ACCESSORIES



**22008**

Alimentatore IP20 500mA  
1 per max 10 Point 2  
LED driver IP20 500mA  
1 for max 10 Point 2



**22080**

Connettore rapido IP 68  
IP 68 fast connector

Colore standard 1 settimana


*Standard color 1 week*

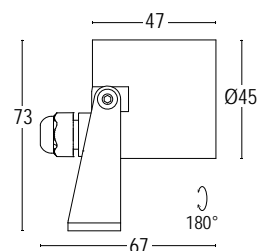
● **.40** Acciaio  
*Stainless steel*


# POINT SPOT 3 RD INOX

IP68 - Classe III - CE / F



	3000K	4000K
	<b>20550.---.31</b> <b>20550.---.31.A</b> 1-10V <b>20550.---.31.D</b> DALI	<b>20550.---.41</b> <b>20550.---.41.A</b> 1-10V <b>20550.---.41.D</b> DALI
	<b>2W LED 225 lm CRI &gt; 85</b> 10° ^ max 700mA alimentatore elettronico SELV non incluso <i>remote SELV electronic driver not included</i>	



	<b>20551.---.31</b> <b>20551.---.31.A</b> 1-10V <b>20551.---.31.D</b> DALI	<b>20551.---.41</b> <b>20551.---.41.A</b> 1-10V <b>20551.---.41.D</b> DALI
	<b>2W LED 225 lm CRI &gt; 85</b> 37° ^ max 700mA alimentatore elettronico SELV non incluso <i>remote SELV electronic driver not included</i>	

## ACCESSORI / ACCESSORIES



### 22014

Alimentatore IP20 700mA  
 1 per max 10 Point 3  
 LED driver IP20 700mA  
 1 for max 10 Point 3



### 22080


Connettore rapido IP 68  
 IP 68 fast connector

Colore standard 1 settimana  
 Standard color 1 week

 **.40** Acciaio  
 Stainless steel



## ACCESSORI / ACCESSORIES



**01638**  
Copertura per barra  
*Rail cover*



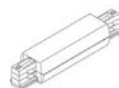
**01640**  
Supporto per barra  
*Rail support*



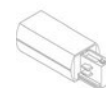
**01621**  
Gruppo sospensione (L = 1,5 M)  
*Suspension support (L = 1,5 M)*



**01666**  
Curva 90°  
*90° Curve*



**01667**  
Alimentazione centrale  
*Central feed*



**01668**  
Alimentazione di testa  
*Head feed*



**01669**  
Congiunzione per barra  
*Rail junction*



**19028**  
Curva flessibile universale  
*Universal flexible curve*



**01678**  
TR EL 50 ÷ 250W Trasformatore  
(230/12V) elettronico con cavo  
*Electronic transformer (230/12V)  
with cable*



**01677**  
TR EL 30 ÷ 150W Trasformatore  
(230/12V) elettronico con adattatore per  
barra a due conduttori  
*Electronic transformer (230/12V) with  
integrated adapter for rail track*



**01676**  
TR EL 100 ÷ 250W Trasformatore (230/12V)  
elettronico con adattatore per barra a due  
conduttori  
*Electronic transformer (230/12V) with  
integrated adapter for rail track*

# BINARIO 12V

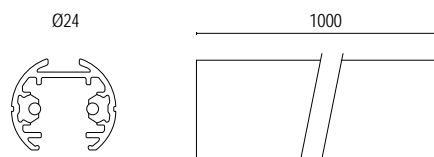
## 12V RAIL TRACK

IP20 - Classe III - ENEC 17



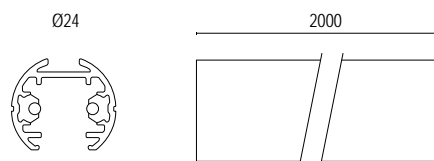
### 01663.--

Barra elettrificata 2 conduttori 12V 1000 mm tipo BBT 24  
*BBT 24 1000 mm 12V 2 conductors rail track*



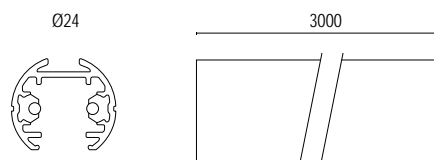
### 01664.--

Barra elettrificata 2 conduttori 12V 2000 mm tipo BBT 24  
*BBT 24 2000 mm 12V 2 conductors rail track*



### 01665.--

Barra elettrificata 2 conduttori 12V 3000 mm tipo BBT 24  
*BBT 24 3000 mm 12V 2 conductors rail track*




Colore standard 1 settimana  
*Standard color 1 week*

- .01 Bianco  
*White (matt)*
- .22 Nero  
*Black (matt)*

# BINARIO MAGNETICO 48V

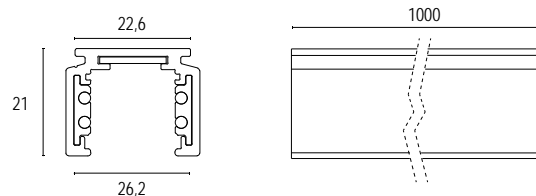
48V MAGNETIC RAIL TRACK

IP20 - Classe III - ENEC 17



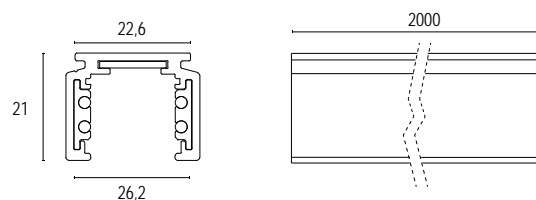
## 23680.--

Barra elettrificata 4 conduttori 48V 1000 mm  
48V 1000 mm 4 conductors rail track



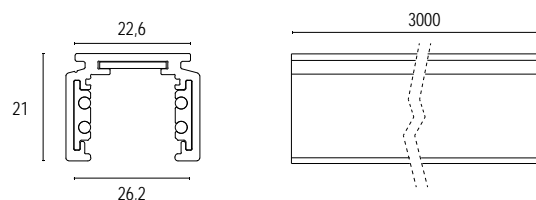
## 23681.--

Barra elettrificata 4 conduttori 48V 2000 mm  
48V 2000 mm 4 conductors rail track



## 23682.--

Barra elettrificata 4 conduttori 48V 3000 mm  
48V 3000 mm 4 conductors rail track



Colore standard 1 settimana  
Standard color 1 week


- .01 Bianco  
White (matt)
- .22 Nero  
Black (matt)



# BINARIO MAGNETICO 48V INCASSATO

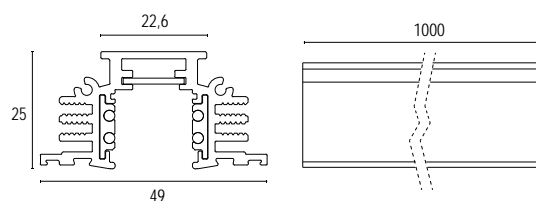
RECESSED 48V MAGNETIC RAIL TRACK

IP20 - Classe III - ENEC 17



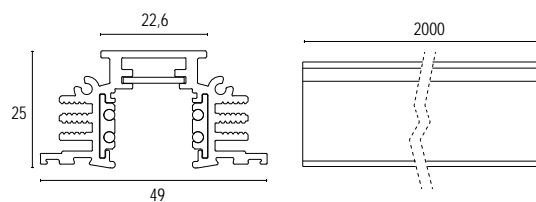
## 23684.--

Barra elettrificata 4 conduttori 48V 1000 mm  
48V 1000 mm 4 conductors rail track



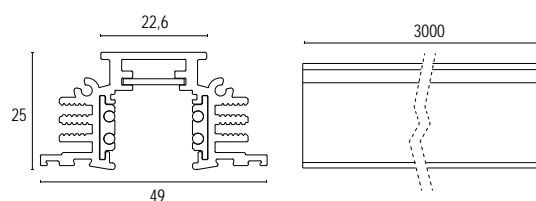
## 23685.--

Barra elettrificata 4 conduttori 48V 2000 mm  
48V 2000 mm 4 conductors rail track



## 23686.--

Barra elettrificata 4 conduttori 48V 3000 mm  
48V 3000 mm 4 conductors rail track



Colore standard 1 settimana  
Standard color 1 week

- .01 Bianco  
White (matt)
- .22 Nero  
Black (matt)

# BINARIO MAGNETICO 48V

48V RAIL TRACK

## ACCESSORI / ACCESSORIES



**23695**  
Alimentazione  
*Feed*



**23696**  
Congiunzione lineare  
*Linear connector*



**23689**  
Testata di chiusura  
*End cap*



**23690**  
Testata di chiusura  
per versione incassata  
*End cup for recessed version*



**23693**  
Staffa rinforzo per giunto diretto  
solo per versione incassata  
*Bracket for direct binary junction  
only for recessed version*



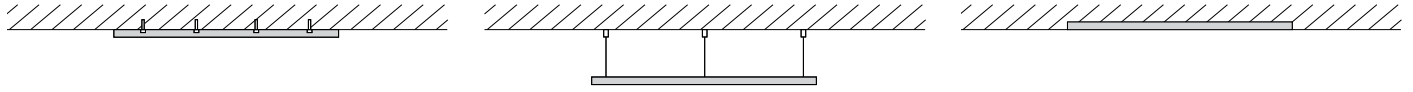
**23694**  
Staffa per applicazione incassata  
*Bracket for trimless*



**23691**  
Kit di sospensione  
*Suspension Kit*

# BINARIO MAGNETICO 48V

48V RAIL TRACK



# BINARIO TRIFASE

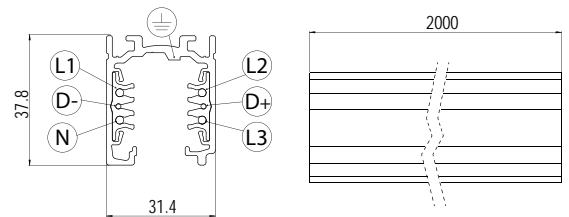
## THREE-CIRCUIT RAIL TRACK

IP20 - Classe I - CE / F / ENEC 10



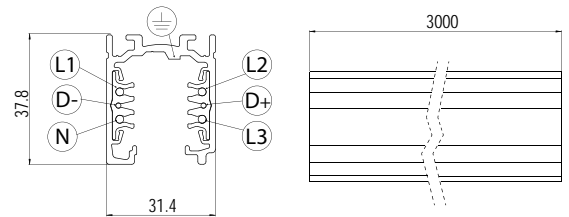
### 01892.--

Binario 6 conduttori 2000 mm  
*2000 mm 6 conductors rail track*  
L1/L2/L3/N/terra 16A/440V  
+ D+/D- 2x1A/50V FELV AC (DALI)



### 01893.--

Binario 6 conduttori 3000 mm  
*3000 mm 6 conductors rail track*  
L1/L2/L3/N/terra 16A/440V  
+ D+/D- 2x1A/50V FELV AC (DALI)



Colore standard 1 settimana  
*Standard color 1 week*

- .01 Bianco  
*White (matt)*
- .22 Nero  
*Black (matt)*

# BINARIO TRIFASE incassato

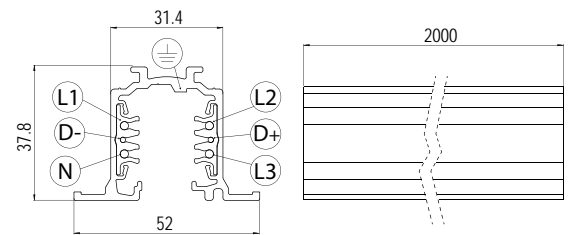
RECESSED THREE-CIRCUIT RAIL TRACK

IP20 - Classe I - CE / F / ENEC 10



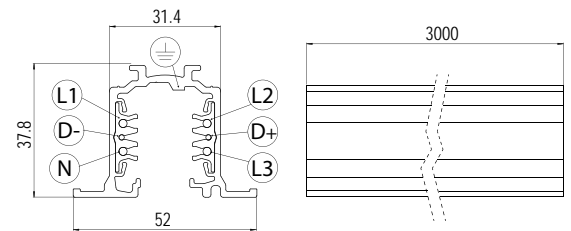
## 23621.--

Binario incassato 6 conduttori 2000 mm  
*2000 mm 6 conductors recessed rail track*  
L1/L2/L3/N/terra 16A/440V  
+ D+/D- 2x1A/50V FELV AC (DALI)



## 23622.--

Binario incassato 6 conduttori 3000 mm  
*3000 mm 6 conductors recessed rail track*  
L1/L2/L3/N/terra 16A/440V  
+ D+/D- 2x1A/50V FELV AC (DALI)



Colore standard 1 settimana  
*Standard color 1 week*

- .01 Bianco  
*White (matt)*
- .22 Nero  
*Black (matt)*

# BINARIO TRIFASE

THREE-CIRCUIT RAIL TRACK

IP20 - Classe I - CE / F / ENEC 10

## ACCESSORI / ACCESSORIES



**01895**  
Alimentazione sx  
*Left feed*



**01898**  
Congiunzione lineare  
*Linear connector*



**01899**  
Congiunzione L 90° esterna  
*90° L external connector*



**01896**  
Alimentazione dx  
*Right feed*



**01897**  
Congiunzione  
*Rail connector*



**01900**  
Congiunzione L 90° interna  
*90° L Internal connector*



**01905**  
Testata di chiusura  
*End cap*



**01904**  
Congiunzione flessibile  
*Flexible connector*



**01901**  
Congiunzione T 3 vie sx  
*3-way T left connector*



**87917**  
Kit di sospensione  
*Suspension Kit*



**01903**  
Congiunzione 4 vie  
*4 way connector*



**01902**  
Congiunzione T 3 vie dx  
*3-way T right connector*



**23671**  
Copertura controsoffitto  
alimentazione  
*Cover up recessed feed*



**23672**  
Copertura controsoffitto  
congiunzione lineare  
*Cover up recessed  
linear connector*



**23673**  
Copertura controsoffitto  
congiunzione 90°  
*Cover up recessed  
90° connector*



**23674**  
Copertura controsoffitto  
congiunzione 3 vie  
*Cover up recessed  
3-way connector*

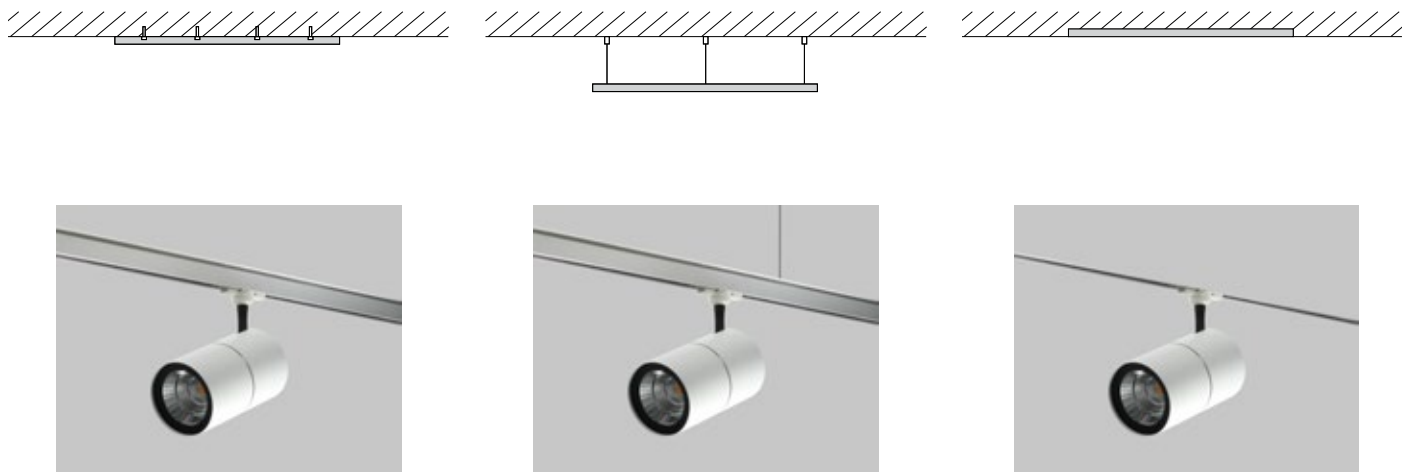


**23675**  
Copertura controsoffitto  
congiunzione 4 vie  
*Cover up recessed  
4-way connector*

# BINARIO TRIFASE

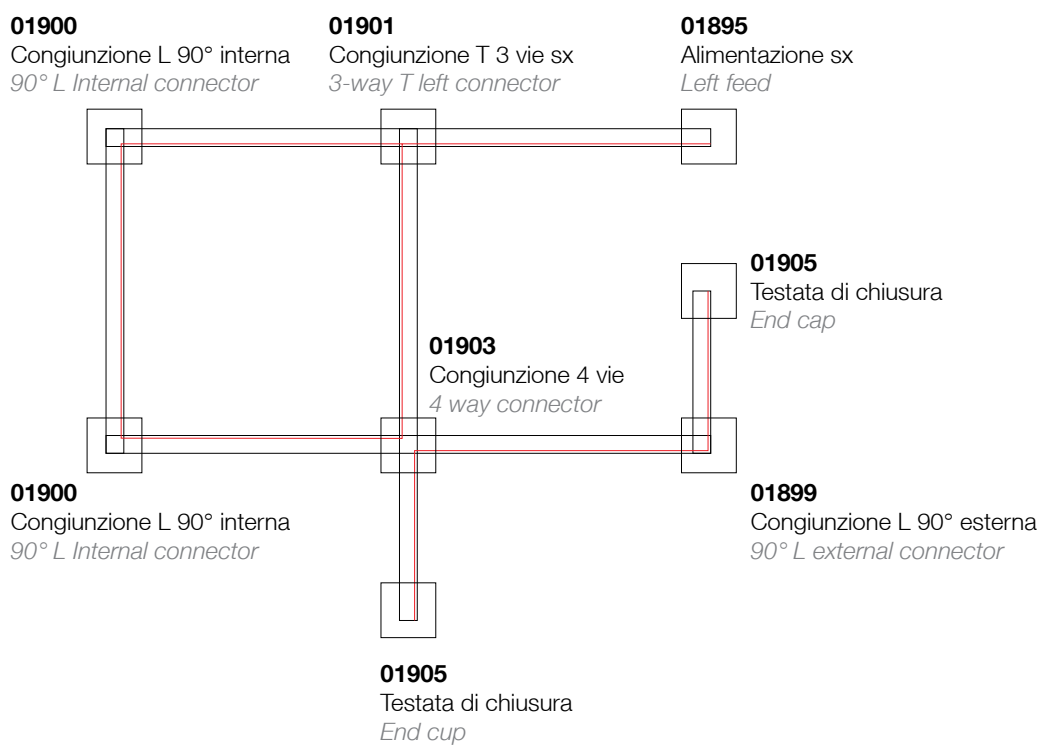
## THREE-CIRCUIT RAIL TRACK

IP20 - Classe I - CE / F / ENEC 10



### SCHEMA DI CONNESSIONE

### CONNECTION SCHEME



progetto grafico  
*graphic layout*  
studio Lucitalia

impaginazione  
*graphic designer*  
studio Lucitalia

Coordinamento e supervisione  
*supervising*  
studio Lucitalia

stampato nel mese di Ottobre 2017  
*printed in October 2017*

I dati presenti in questo catalogo sono forniti a titolo indicativo. Lucitalia Milano si riserva il diritto di variarli in qualsiasi momento e senza preavviso. Consultare il sito web per i dati aggiornati.

*The data presented in this catalogue are purely indicative. Lucitalia Milano reserves the right, at its sole discretion, to change, modify, add or remove portions of these data, at any time. Refer to the website for updated information.*

I dati fotometrici presenti nel catalogo si riferiscono al flusso della sorgente; consultate i file tecnici fotometrici del sito web per il flusso nominale degli apparecchi.

*The photometric data provided on this catalogue are referred to the light source; the photometric data of the luminaire it can be checked on the technical photometric file on the website.*



# LUCITALIA

— M I L A N O —

Lucitalia Milano s.r.l.  
Via Monsuello, 211 25065  
Lumezzane (Brescia) Italy  
tel +39 030 8925625 fax +39 8248406  
[www.lucitalia.it](http://www.lucitalia.it)