




LUMEN CENTER

THE EXCELLENCE OF LIGHTING DESIGN

SINCE 1976



LUMEN CENTER



Our history speaks for itself: we have been a leading research, design, and production workshop in the field of lighting since 1976. Now, 46 years later, we are celebrating a return to our origins: the place where tradition and innovation converge, where exclusively Made in Italy manufacturing meets international inspiration. Today, we are born again as LUMEN CENTER.

La nostra storia parla per noi: dal 1976 siamo un grande laboratorio di ricerca, progettazione e produzione nel campo dell'illuminazione. A 46 anni dalla nascita, celebriamo il ritorno alle nostre origini, in cui si uniscono tradizione e innovazione; dove la produzione rigorosamente Made in Italy incontra l'ispirazione di respiro internazionale: oggi nasciamo nuovamente come LUMEN CENTER.

Our History

Our company started in 1976 as LUMEN CENTER in the Provencal city of La-Fare-les-Oliviers, under the artistic direction of Gilles Derain. Derain was a prominent exponent of the UAM - Union des Artistes Modernes, an artistic movement active from 1928 to 1958, which later merged into International Modernism.



The Union des Artistes Modernes boasted influential designers, architects, and artists among its members and founders: Eileen Gray, Charlotte Perriand, Jean Prouvé, Robert Mallet-Stevens, Franz Jourdain, Le Corbusier, Pierre Chareau, and the renowned **Jacques Adnet**. Considered one of the most brilliant and avant-garde interior designers of the 20th century, Adnet set himself apart through his unprecedented use of industrial materials like glass and steel, emphasizing functionality over decoration and refusing the artisan tradition of the elite Société des Artistes-Décorateurs and the ornamentalism of Art Nouveau.

In the first half of the 1920s, Adnet worked in Paris along with his twin brother, Jean, for Maurice Dufrené a La Maîtrise, the atelier for applied arts of the large department stores of Les Galeries Lafayette. They also opened their own design studio, *JJ Adnet*, during the same period.

In 1927, with the support of Maurice Dufrené himself, Adnet took the helm of the CAF - Compagnie des Arts Français, garnering significant honor and praise until its closure in 1960. In its thirty years of activity, Adnet brought together artists, ceramists, decorators, and designers who shared similar stylistic visions to his own. Notable collaborations included figures such as Marc Chagall, René Gabriel, Francis Jourdain, Georges Jouve, Fernand Léger, Serge Mouille, Alexandre Noll and Charlotte Perriand. The Parisian atelier of the CAF would soon become an important, vibrant melting pot of creativity, contributing to the spectacular vigor of the French fine arts in the mid-twentieth century.

La nostra Storia

L'azienda nasce nel 1976 come LUMEN CENTER nella città provenzale di La-Fare-les-Oliviers, sotto la direzione artistica di **Gilles Derain**; esponente di rilievo del design contemporaneo francese, Derain fu tra i primi estimatori e studiosi dell'UAM - Union des Artistes Modernes, movimento artistico attivo tra il 1928 e il 1958, che confluì poi nel movimento moderno internazionale.

L'Union des Artistes Modernes annoverava tra i suoi membri e fondatori, designer e architetti quali Eileen Gray, Charlotte Perriand, Jean Prouvé, Robert Mallet-Stevens, Franz Jourdain, Le Corbusier, Pierre Chareau, nonché il celebre **Jacques Adnet**: considerato uno dei più brillanti designer d'interni d'avanguardia del Novecento, Adnet si distinse per l'inedito utilizzo di materiali industriali come il vetro e l'acciaio, enfatizzando la funzionalità rispetto all'ornamento e rifiutando la tradizione dell'artigianato d'élite della Société des Artistes-Décorateurs e il decorativismo dell'Art Nouveau.

Nella prima metà degli anni Venti lavora a Parigi insieme al fratello gemello Jean, per Maurice Dufrené a La Maîtrise, l'atelier per le arti applicate dei grandi magazzini Les Galeries Lafayette, aprendo inoltre il loro studio di design, *JJ Adnet*.

Nel 1927, con l'appoggio dello stesso Maurice Dufrené, accetta la direzione del CAF - Compagnie des Arts Français, posizione che ricopre tra grandi onori e lodi fino alla sua chiusura definitiva, nel 1960. Nel trentennio di direzione, Adnet riunisce intorno a sé un gran numero di artisti, ceramisti, decoratori e designer, che condividono visioni stilistiche simili alle sue. Collaborazioni degne di nota includono personalità del calibro di Marc Chagall, René Gabriel, Francis Jourdain, Georges Jouve, Fernand Léger, Serge Mouille, Alexandre Noll e Charlotte Perriand: il laboratorio parigino del CAF diventa ben presto un importante e fervente crogiolo creativo, contribuendo all'eccezionale vitalità delle arti decorative francesi della metà del Novecento.



After World War II, Adnet was invited to preside over the renowned Salon des Artistes Décorateurs for its 1947 and 1948 editions. His illustrious reputation earned him numerous prestigious commissions in the 1950s, including luxury homes, airports, ocean liners, and consular buildings. When the CAF closed in 1960, Jacques Adnet became the director of École Nationale Supérieure des Beaux-Arts, a position he held until 1970.

Through his teachings, **Gilles Derain** imprinted his stylistic and design approach on the organization, proving himself a worthy heir to International Modernism, carrying forward the artistic patrimony that Adnet had established. One example is the MCP lamp (*Merci Chareau Pierre*), made by Derain in 1979. It was such an enormous commercial success that it was eventually included in the permanent collection of the Montreal Museum of Fine Arts.

Some years later, LUMEN CENTER was acquired by a Milanese entrepreneur. Its well-established collaboration with renowned French designers, including Jean-Michel Wilmotte, and the exceptional quality of its products meant that the company would soon consolidate its position as leader on the Italian and international stage.

At the end of the 1990s, the company began to collaborate with the European Design Center of Panasonic, VillaTosca. Together, they designed and carried out an ambitious interior design and illumination project for the Royal Pines Hotel in Urawa, Japan. The project was called "Life River". It continues to epitomize the impressive technical-productive know-how of the company and its incredible ability to accomplish "tailor-made" projects.

Since then, LUMEN CENTER has fulfilled countless projects at an international level, experimenting with synesthesia among light, color, and sound; the use of alternative lighting sources like OLED; and the study of the interaction between light and human metabolism.

LUMEN CENTER was also the lighting sponsor of the food court at the Japanese Pavilion at the EXPO 2015 and has illuminated important works from Leonardo Da Vinci, Titian, Raphael, Bruegel, and Botticelli at the Veneranda Pinacoteca Ambrosiana di Milano.

Dopo la seconda guerra mondiale, Adnet fu invitato a presiedere il rinomato Salon des Artistes Décorateurs nell'edizione del 1947, e nuovamente nel 1948. La sua illustre reputazione gli valse numerose e prestigiose commissioni realizzate negli anni Cinquanta tra cui ville nobiliari, aeroporti, transatlantici e palazzi consolari. Quando il CAF chiuse nel 1960, Jacques Adnet diventa direttore dell'École Nationale Supérieure des Beaux-Arts, posizione che mantenne fino al 1970.

Grazie al suo insegnamento, **Gilles Derain** impronta il proprio approccio stilistico e progettuale al design dimostrandosi degno erede della lezione del modernismo internazionale, raccogliendo e perpetrando l'importante eredità artistica di Adnet: un esempio tra tutti è la lampada MCP (*Merci Chareau Pierre*), realizzata da Derain nel 1979 che costituì un enorme successo commerciale, al punto da essere inclusa nella collezione permanente del Museo di Arti Decorative di Montreal.

Alcuni anni più tardi LUMEN CENTER viene rilevata da un imprenditore milanese: la consolidata collaborazione con noti designer francesi, tra cui Jean-Michel Wilmotte, e l'alta qualità dei prodotti offerti fanno sì che l'azienda consolidi in poco tempo la propria posizione nel panorama italiano e internazionale dell'illuminazione.

Sul finire degli anni Novanta, l'azienda entra in contatto con il Centro Europeo di Design di Panasonic, VillaTosca Design, realizzando congiuntamente un importante e ambizioso progetto di interior design e illuminazione per il Royal Pines Hotel di Urawa in Giappone. Il progetto viene chiamato "Life River" e ancora oggi rappresenta l'altissimo know-how tecnico-produttivo dell'azienda, nonché la capacità di realizzare con grande flessibilità progetti "tailor-made".

Da allora, innumerevoli sono le iniziative portate avanti dall'azienda a livello internazionale, come le sperimentazioni sulle sinestemie tra luce, colore e suono, l'utilizzo di sorgenti alternative come gli OLED e gli studi sull'interazione tra luce e metabolismo umano.

LUMEN CENTER è stata inoltre sponsor dell'illuminazione della food court del Padiglione Giappone ad Expo 2015 e illumina le importanti opere di Leonardo Da Vinci, Tiziano, Raffaello, Bruegel e Botticelli presso la Veneranda Pinacoteca Ambrosiana di Milano.



Made in Italy

For the last 50 years, LUMEN CENTER has relentlessly pursued excellence. Since the beginning, we have drawn inspiration and creative energy from international experiences and collaborations. However, our greatest strength lies in our exclusively Made in Italy production.

Quality materials, attention to detail, and artistry are the hallmarks of our company. Alongside our long history of traditional craftsmanship, LUMEN CENTER continues to experiment with new solutions and cutting-edge technology, breathing new life into creations where outstanding design blends perfectly with functionality.


Da circa 50 anni LUMEN CENTER è un grande laboratorio che persegue l'eccellenza. Fin dalle origini, abbiamo saputo trarre ispirazione e forza creativa da esperienze e collaborazioni di respiro internazionale, ma è nella produzione rigorosamente Made in Italy che risiede la nostra forza più grande.

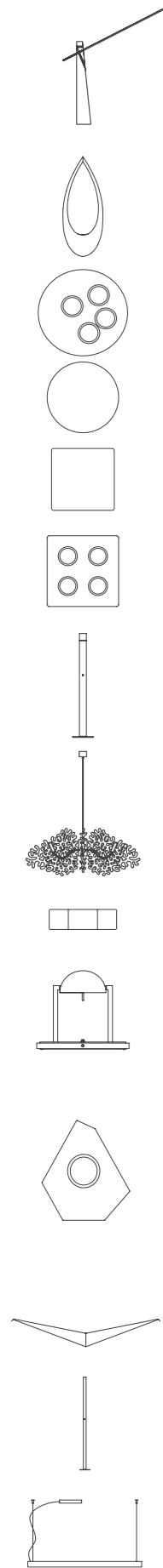
Qualità dei materiali, cura dei dettagli e sapienza artigianale sono i tratti distintivi del know-how aziendale: pur nel solco di una longeva tradizione artigianale, LUMEN CENTER continua a sperimentare nuove soluzioni e tecnologie all'avanguardia, dando vita a creazioni in cui la quintessenza del design si fonde mirabilmente alla perfetta funzionalità.

Projects & Systems

LUMEN CENTER has always shown a vocation for "tailor-made" creations, allowing us abundant opportunities to grow, experiment, and accomplish grand projects at an international level. Through our custom projects, LUMEN CENTER has produced new products, customizing and adapting to create lighting experiences that make each and every environment special and unique. The ability to work in a "tailored" way ensures that LUMEN CENTER is able to carry out special orders for architectural and contract projects, art installations, and "site-specific" works.

Da sempre LUMEN CENTER mostra una vocazione per le realizzazioni "su misura", creando nel corso dei decenni importanti occasioni per crescere, sperimentare e per realizzare grandi progetti a livello internazionale. Attraverso i progetti custom, LUMEN CENTER ha realizzato nuovi prodotti, personalizzando e adattando i propri per creare esperienze di luce che rendessero speciali i luoghi per cui erano state pensate. La capacità di lavorare in maniera "sartoriale" continua a far sì che LUMEN CENTER possa realizzare forniture speciali per progetti architettonici e contract, installazioni artistiche e "site specific".





A

ASTOLFO52
 ASTOLFO HT 58

LC COLLECTION 
 LC COLLECTION 

B

BLUM 88

LC COLLECTION 

BRAC 1 / 4 / 6 / 10146

ESSENTIAL 

BRAWALL S / M / L158

ESSENTIAL 

BRIWALL S / L 162

ESSENTIAL 

BRICK QUADRO 1 / 4148

ESSENTIAL 

BRICK RETTO 2 / 4148

ESSENTIAL 

C

CONCORDE 66

LC COLLECTION 

CORAL 110

LC COLLECTION 

CORAL P 110

LC COLLECTION 

CROCHET S / M / L182

ESSENTIAL 

D

DIANE 28

LC COLLECTION 

DOMINO150

ESSENTIAL 

DOMINO ZERO 152

ESSENTIAL 

DOMINO MAXI154

ESSENTIAL 

DOMINO ZERO MAXI154

ESSENTIAL 

E

EAGLE92

LC COLLECTION 

EGO 11 / 12 174

ESSENTIAL 

EGO L / XL / XXL 174

ESSENTIAL 




ELETTRA 20 / 40104

LC COLLECTION 

F


FLAT 04 / 05 / 06168

ESSENTIAL 

FLAT RING 3 / 6 / 12170

ESSENTIAL 

FLAT SATURN 1 / 2 / 3 172

ESSENTIAL 

FLO' TABLE 132

ESSENTIAL 

FLO' 1 / 3 / 7 136

ESSENTIAL 

FLO' C1 / C3 / C7142

ESSENTIAL 

FOLIAGE186

ESSENTIAL 

FOLIAGE P186

ESSENTIAL 

G

GILLES188

ESSENTIAL 

GILLES S / L188

ESSENTIAL 

GRUS 60

LC COLLECTION 

H

HINODE 192

ESSENTIAL 

HORNET S1 / S3 / S7 232

ESSENTIAL 

HORNET P1 / P3 / P7 232

ESSENTIAL 

HORNET BAR 3 236

ESSENTIAL 

HORNET TRACK 3 236

ESSENTIAL 

HORNET MULTI 3 / MULTI 5 236

ESSENTIAL 

HORNET ROSONE 4-8 / 12-16 236

ESSENTIAL 

HORNET PEN 3 / 5 236


ESSENTIAL 

I

ICEGLOBE S / LS / MAXI S / GIANT S214

ESSENTIAL 

ICEGLOBE SEMI MAXI / SEMI GIANT216

ESSENTIAL 

ICEGLOBE 21 / 21L218

ESSENTIAL 

ICEGLOBE MINI 02 / S / 21220

ESSENTIAL 

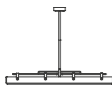





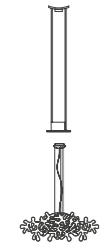









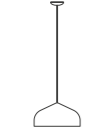





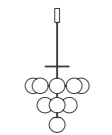

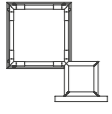

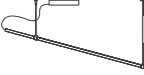

ICELIGHT 20 / 30 / 45 / 60 / 60 SEMI 222

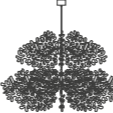








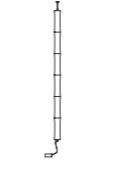



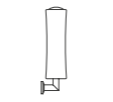









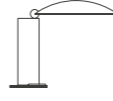




ESSENTIAL 

L

LEAVES S / 21118

LC COLLECTION 

	LUXOLINE..... 96	LC COLLECTION	
M			
	MAIL.....190	ESSENTIAL	
	MAIL S / L.....190	ESSENTIAL	
	MCP.....44	LC COLLECTION	
	FAMILY MIDILEAVES.....120	LC COLLECTION	
	FAMILY MINICORALS / A / P.....114	LC COLLECTION	
	MJA..... 24	LC COLLECTION	
	MORGANA S / M / L178	ESSENTIAL	
O			
	ODILE PARETE198	ESSENTIAL	
	ODILE TERRA198	ESSENTIAL	
	FAMILY ODILE S / M.....200	ESSENTIAL	
	ODILE PEN 3 / 5.....202	ESSENTIAL	
	OUTLINE.....194	ESSENTIAL	
	NEW ORBIT.....40	LC COLLECTION	
P			
	PLANETS.....100	LC COLLECTION	
Q			
	QUADRO.....16	LC COLLECTION	
S			
	SIBYLLA S / M / L180	ESSENTIAL	

	FAMILY SUPERCORAL 8L / 16L112	LC COLLECTION	
	SUMO S / M / L.....224	ESSENTIAL	
	FAMILY SUMO 21 / M21 / L21226	ESSENTIAL	
	SUMO 02 / M02 / L02.....228	ESSENTIAL	
	FAMILY SUPERLEAVES.....120	LC COLLECTION	
T			
	TAKÉ PLUS BT 04 / 05 / 06242	ESSENTIAL	
	FAMILY TAKÉ PLUS BT S&P 04 / 05 / 06.....244	ESSENTIAL	
	TAKÉ PLUS S3 / S4 / S5 / S6.....240	ESSENTIAL	
	TAKÉ OPEN AIR 03 / 10 / 11246	ESSENTIAL	
	FAMILY TAKÉ OPEN AIR 21.....246	ESSENTIAL	
	NEW TMB 02 / 1174	LC COLLECTION	
	NEW TØB.....124	ESSENTIAL	
	TORCHÈRE.....80	LC COLLECTION	
	TRYLON84	LC COLLECTION	
V			
	VENDÔME.....70	LC COLLECTION	
	VICTORY.....48	LC COLLECTION	
W			
	WASHINGTON34	LC COLLECTION	
Z			
	FAMILY ZERO S / M / L.....206	ESSENTIAL	
	ZERO 40 / 50 / 60 / 80.....208	ESSENTIAL	



LC COLLECTION

LC COLLECTION is the most distinctive essence of LUMEN CENTER. Our roots are sunk deep in 20th-century France, where an iconic design tradition combines with craftsmanship and refined materials. From re-editions of iconic lamps from the 1920s - 1980s from renowned figures of international design to new and surprising lines whose style and inspiration fit admirably within the history of design, LC COLLECTION includes creations that speak a universal, timeless language. They span different areas and trends, are constantly in vogue, and showcase the elegance and perfect balance between aesthetics and function.

LC COLLECTION rappresenta l'essenza più distintiva di LUMEN CENTER: le nostre origini hanno radici lontane, nella Francia del Novecento; nel solco di una tradizione che vede il design più iconico unirsi alle sapienti lavorazioni artigianali e ai materiali più ricercati. Dalle riedizioni di lampade iconiche degli anni Venti agli Ottanta, ideate da celebri personalità del design internazionale, a nuove linee inedite e sorprendenti, che per stile e ispirazione si inseriscono a pieno titolo nella storia del design: LC COLLECTION racchiude creazioni che parlano una lingua universale e senza tempo e attraverso le epoche e le tendenze mostrano la loro inesauribile attualità ed eleganza e il perfetto equilibrio tra estetica e funzione.

OUR DESIGNERS

JACQUES ADNET / JEAN-MICHEL WILMOTTE / KEVIN GRAY
GILLES DERAÏN / ARTOFF / AMEDEO G. CAVALCHINI
ALBERTO SAGGIA + VALERIO SOMMELLA / VILLATOSCA DESIGN / LCILAB.DESIGN
BERNARD BROUSSE / LINE INC. / JAMO ASSOCIATES

QUADRO

VII (RE-EDITION 2014)

Refined geometries

Designed in 1929 by the celebrated French designer Jacques Adnet, **Quadro** is an icon of excellence. A reflection of elegance, minimalism, and the refined and subdued style of rationalists from the 1930s. **Quadro** was created by LUMEN CENTER in the 1970s on the behest of then artistic director Gilles Derain, one of the premier scholars and connoisseurs of French modernist movements. It later entered the catalogue of LUMEN CENTER ITALIA, where it has remained to this day.

Raffinate geometrie

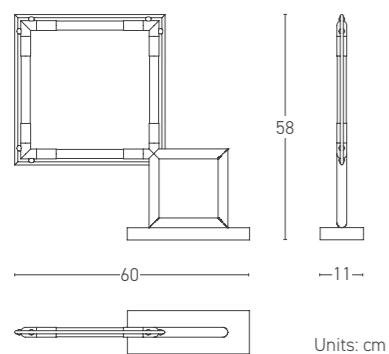
Disegnata nel 1929 dal celebre designer francese Jacques Adnet, **Quadro** è l'icona per eccellenza della LC COLLECTION, riflettendo l'eleganza, il minimalismo e lo stile sobrio e raffinato delle correnti razionaliste degli anni Trenta. **Quadro** fu realizzata da LUMEN CENTER negli anni Settanta su decisione dell'allora direttore artistico Gilles Derain, tra i primi estimatori e studiosi dei movimenti modernisti francesi; successivamente entra nel catalogo di LUMEN CENTER ITALIA, rimanendovi senza interruzioni fino ad oggi.







QUADRO



A table lamp made of a tubular structure in brass with electrolytic plating in Palladium or Fine Gold. Diffuser shade in sand acrylic resin. Base in Marquina black marble or Carrara white marble, power cord in black fabric. Push button with dimmer. Embedded LED light sources.

Lampada da tavolo realizzata in tubolare d'ottone con placcatura elettrolitica in Palladio o in Oro Zecchino. Diffusori in resina acrilica sabbata. Base in marmo nero Marquina o marmo bianco di Carrara, cavo elettrico in tessuto nero. Pulsante di accensione con regolatore di intensità luminosa. Sorgenti luminose LED integrate.



FINISHES

- 160 Palladium + ● Black Marquina
- 154 Gold + ○ White Carrara

DIFFUSER

RA acrylic resin

CABLE

Black fabric


ELECTRONIC DRIVER

Dimmable included

LIGHT SOURCE

LED 110/240V 8x2W
2000lm 2700k CRI>90

CERTIFICATION



MJA

Memory of Jacques Adnet

Table lamp designed by the French designer in 1930. **Mja** is characterized by a minimal and clean aesthetic where precious materials embellish linear simplicity. **Mja** entered production in 2005, and earlier models only existed in prototype form.

Memory of Jacques Adnet

Lampada da tavolo disegnata nel 1930 dal designer francese Jacques Adnet, **Mja** è contraddistinta da un'estetica minimale e pulita, dove la semplicità delle linee viene valorizzata dai materiali pregiati. **Mja** entra in produzione solo nel 2005; in precedenza non fu mai realizzata se non a livello di prototipo.



MJA

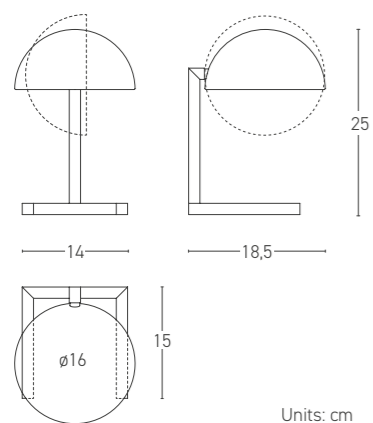


Table lamp composed of a spherical cap positioned on a metallic, quadrangular pedestal made in brass with Palladium or Fine Gold finishes.

Lampada da tavolo composta da una calotta sferica poggiata su un piedistallo metallico dalla forma quadrangolare, è realizzata in ottone con finitura Palladio o in Oro Zecchino.



FINISHES

- 160 Palladium
- 154 Gold

CABLE

Transparent

SUGGESTED LIGHT SOURCE

- 220/240V E14
- 100/120V E12
- LED 2700k

CERTIFICATION



DIANE


LIMITED EDITION

Bright sunrise

Table lamp with a unique design, **Diane** was conceived by Jacques Adnet in the 1930s. Its perfect modernist geometry harmoniously combines with material refinement, evoking images of a glowing sunrise climbing slowly over the horizon.

Alba luminosa

Lampada da tavolo dall'originale design, **Diane** fu ideata da Jacques Adnet negli anni Trenta. La perfetta geometria modernista delle linee si fonde alla raffinatezza dei materiali, evocando l'immagine di una suggestiva alba nascente sulla linea dell'orizzonte.





DIANE

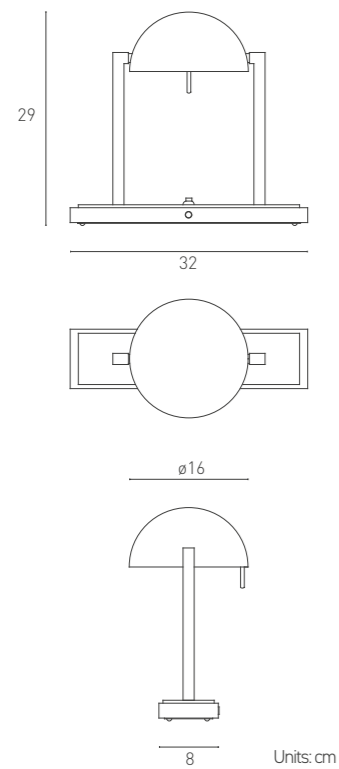


Table lamp composed of an adjustable, metallic hemisphere cap with two lateral brass arms. It sits on a double rectangular base in brass and either Marquina black marble or Carrara white marble. Available in Palladium or Fine Gold finishes.

Lampada da tavolo composta dalla calotta ad emisfero orientabile in metallo sorretta da due bracci laterali in ottone. Poggia su una doppia base rettangolare in ottone e marmo nero Marquina o bianco di Carrara. Disponibile nelle finiture Palladio o Oro Zecchino.



FINISHES

- 160 Palladium + ● Black Marquina
- 154 Gold + ○ White Carrara

CABLE

Black fabric

SUGGESTED LIGHT SOURCE

- 220/240V E14
- 100/120V E12
- LED 2700k

CERTIFICATION



JEAN-MICHEL WILMOTTE 1983

WASHINGTON

Subtle elegance

Designed in 1983 by the French architect Jean-Michel Wilmotte for the French embassy in Washington D.C., **Washington** perfectly celebrates the simple, classic elegance of the LC COLLECTION. Its versatility allows it to adapt to any environment, from the living room to the office, emitting a bright, pointed light.

Sobria eleganza

Disegnata nel 1983 dall'architetto francese Jean-Michel Wilmotte per l'Ambasciata Francese di Washington D.C., **Washington** celebra alla perfezione la sobria e classica eleganza della LC COLLECTION. Si adatta con versatilità a qualunque contesto, dal soggiorno di casa all'ufficio, diffondendo una luce brillante e mirata.





WASHINGTON

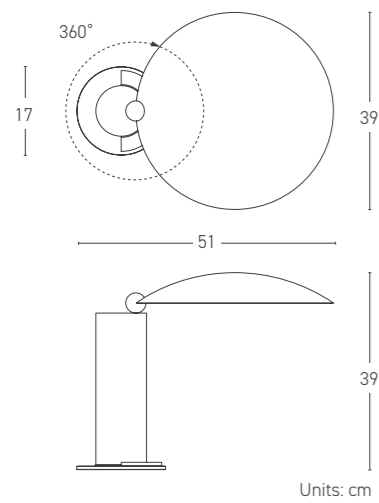


Table lamp made of metal galvanic-plated or lacquered with epoxy powder. Composed by an adjustable reflector fixed to a cylindrical body. Embedded LED light source with dimmer on cable included. Available in various finishes, including matte black and in the new limited editions satin Gold or Palladium.

Lampada da tavolo realizzata in metallo con finitura galvanica o laccata con polveri epossidiche, composta dal riflettore orientabile fissato su un corpo cilindrico. Sorgente luminosa LED integrata con dimmer su cavo incluso. Disponibile in nero opaco e nelle nuove finiture in edizione limitata Oro satinato o Palladio.



FINISHES

- 102 Matte black
- 160 Palladium *Limited Edition*
- 151 Satin gold *Limited Edition*

CABLE

Black fabric

ELECTRONIC DRIVER

Dimmable Included

LIGHT SOURCE

LED 10W 220/240V
900lm 2700k CRI>90

CERTIFICATION



KEVIN GRAY 1981

ORBIT

RE-EDITION 1981

Timeless balance of light and design

Celebrating the 40th anniversary of the **Orbit** lamp, designed in 1981 by the American designer Kevin Gray and characterized by a lithe, linear, timeless design. The line, sphere, and half-sphere are the focal points of this lamp, whose morphology recalls the trajectory carved by the movement of a planet around the sun.

Equilibrio senza tempo di luce e design

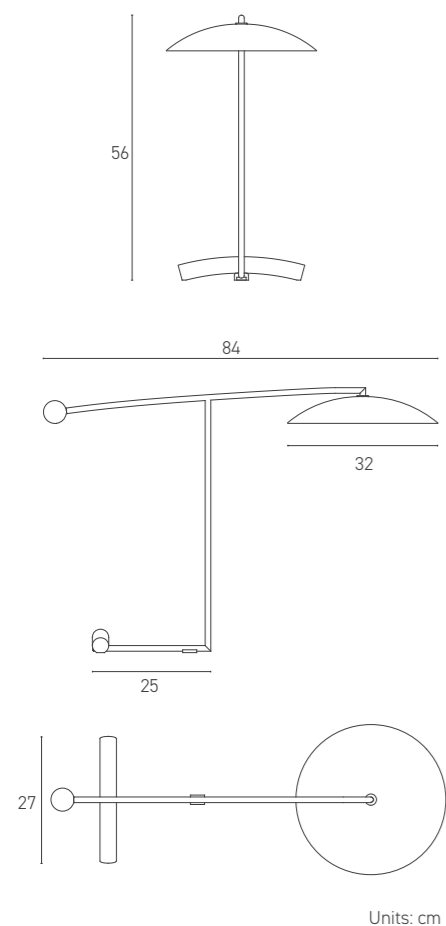
Celebra quest'anno il suo 40esimo anniversario la lampada **Orbit**, disegnata nel 1981 dal designer americano Kevin Gray e caratterizzata dal design flessuoso, lineare e senza tempo: linea, sfera e semisfera sono gli elementi focali di questa lampada, la cui morfologia ricorda la traiettoria descritta nello spazio dal moto di un pianeta intorno al sole.



ORBIT

Table lamp with brass structure and satin brass finish.

Lampada da tavolo con struttura realizzata in ottone e finitura in ottone satinato.



FINISHES

● 152 Satin Brass

CABLE

Black fabric



ELECTRONIC DRIVER

Dimmable included

LIGHT SOURCE

LED 12W 220/240V
1480lm 3000k CRI>90

CERTIFICATION



MCP

“Merci Chareau Pierre”

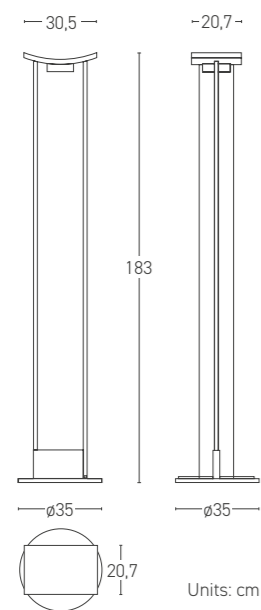
An essential part of the LC COLLECTION, the **MCP** floor lamp was designed in 1979 by Gilles Derain in honor of the renowned French architect Pierre Chareau, famous for creating the visionary Maison de Verre. **MCP** pays homage to Chareau through the solidity of its lines and timeless aesthetic with industrial allure.

“Merci Chareau Pierre”

Importante pezzo della LC COLLECTION, la lampada da terra **MCP** fu disegnata nel 1979 da Gilles Derain in onore del noto architetto francese Pierre Chareau, celebre per la creazione della visionaria Maison de Verre. **MCP** rende omaggio all'architetto francese Pierre Chareau grazie alla solidità delle linee e ad un'estetica senza tempo dall'allure industriale.



MCP



Floor lamp made of metal lacquered with epoxy powder coating. Available in matte black or white. Embedded LED dimmable light sources.

Lampada da terra realizzata in metallo laccato a polveri epossidiche. Utilizza sorgenti a LED ed è dotata di regolatore di intensità luminosa. Disponibile nelle finiture nero opaco o bianco.



FINISHES

- 102 Matte black
- 106 Matte white

CABLE

Black

DIMMER

Switch dimmer included

ELECTRONIC DRIVER

Dimmable included

LIGHT SOURCE

LED 40W 100/120V or 220/240V
3120lm 3000k CRI>90

CERTIFICATION

CE PS E F Classe I IP20



VICTORY

The victory of light

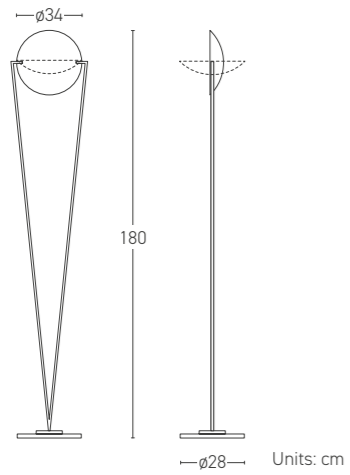
Formal simplicity and modernist graphic undertones allow **Victory** to fit perfectly in any environment. Designed in 1984 by Artoff, the spirit of this floor lamp lies in its slender "V" shape, evoking an ancient trophy, symbol of victory.

Vittoria di luce

Sobrietà formale e accenni grafici modernisti rendono **Victory** un pezzo d'arredo in grado di armonizzarsi alla perfezione con ogni ambiente. Disegnata nel 1984 da Artoff, la lampada da terra vede nella sottile struttura a "V" il suo segno caratterizzante, evocando il ricordo di un antico trofeo, simbolo di vittoria.



VICTORY



Floor lamp available in matte black and polished brass finishes. Adjustable shade and embedded LED dimmable light sources.

Lampada da terra, disponibile nelle finiture nero opaco e ottone lucido. Parabola orientabile e regolatore di intensità luminosa inclusa. Sorgenti LED integrate.



FINISHES

- 102 Matte black
- 153 Polished Brass

CABLE

Black

ELECTRONIC DRIVER

Dimmable included


DIMMER

Switch dimmer included

LIGHT SOURCE

LED 40W 100/120V or 220/240V
3100lm 3000k CRI>90

CERTIFICATION




ASTOLFO

The triumph of chivalry

The age of chivalry was the design inspiration for the **Astolfo** floor lamp. It is the perfect blend of the ancestral, robust nature of wood, the geometric minimalism of its profile, and the technological innovation of LED. Its design emulates the tidy graphism of an illuminated lance mechanically inserted in a solid wood shaft with three notches: the lance can be adjusted to three different angles to the base, providing a tactile and personal feature to the lamp.

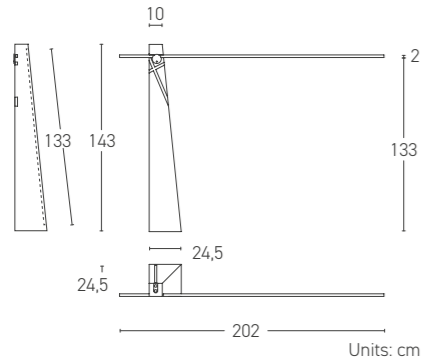
Il trionfo del cavaliere

L'epica cavalleresca offre lo spunto progettuale per la lampada da terra **Astolfo**, connubio tra la materialità ancestrale e solida del legno, il geometrico minimalismo del profilo e la tecnologia della sorgente LED. Il suo design emula l'ordinato grafismo di una lancia luminosa, inserita meccanicamente in un fusto di legno massiccio tagliato da nette scanalature: in esse la lancia può essere orientata secondo tre diverse angolazioni rispetto alla base, consentendo un approccio tattile e personale con la lampada.



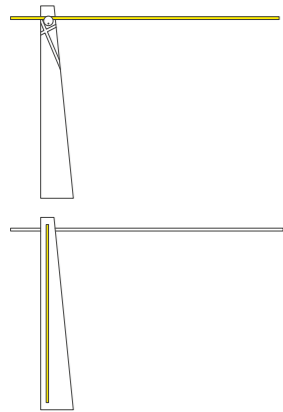


ASTOLFO



Floor lamp in solid oak or Italian walnut. Black anodized aluminum arm. The two LED light sources are dimmable and located along the arm and on the back of the base, allowing for direct and indirect light.

Lampada da terra con base realizzata in legno massello di rovere o noce nazionale. Asta in alluminio anodizzato di colore nero. Le due sorgenti LED dimmerabili sono collocate lungo l'asta e nel retro della base, per un'illuminazione sia diretta che indiretta.



FINISHES

- LN Walnut
- LR Oak

DIFFUSER

- 174 Black anodized aluminum

CABLE

Black fabric

ELECTRONIC DRIVER

Dimmable included

LIGHT SOURCE

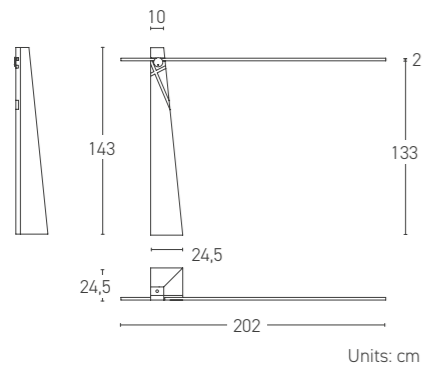
ARM **LED** 36W 100/120V or 220/240V
3240lm 3000k CRI>90

BACK **LED** 24W 100/120V or 220/240V
2160lm 3000k CRI>90

CERTIFICATION



ASTOLFO HT



Floor lamp with back in varnished steel and front in solid oak. Black anodized aluminum arm. The LED light source is dimmable and located along the arm, allowing direct and indirect light. The three notches along the upper part of the front, allow the arm to be positioned in three ways.

Lampada da terra con base realizzata in scatolato di acciaio verniciato e fronte in massello di rovere. Asta in alluminio anodizzato di colore nero. La sorgente LED dimmerabile è collocata lungo l'asta, per un'illuminazione sia diretta che indiretta. Le tre scanalature presenti nella parte superiore della base consentono all'asta luminosa di essere posizionata con tre differenti angoli rispetto alla base stessa.



FINISHES

● 115D FT Graphite grey + ● LR Oak

DIFFUSER

● 174 Black anodized aluminum

CABLE

Black fabric


ELECTRONIC DRIVER

Dimmable included

LIGHT SOURCE

LED 36W 100/120V or 220/240V
3240lm 3000k CRI>90

CERTIFICATION



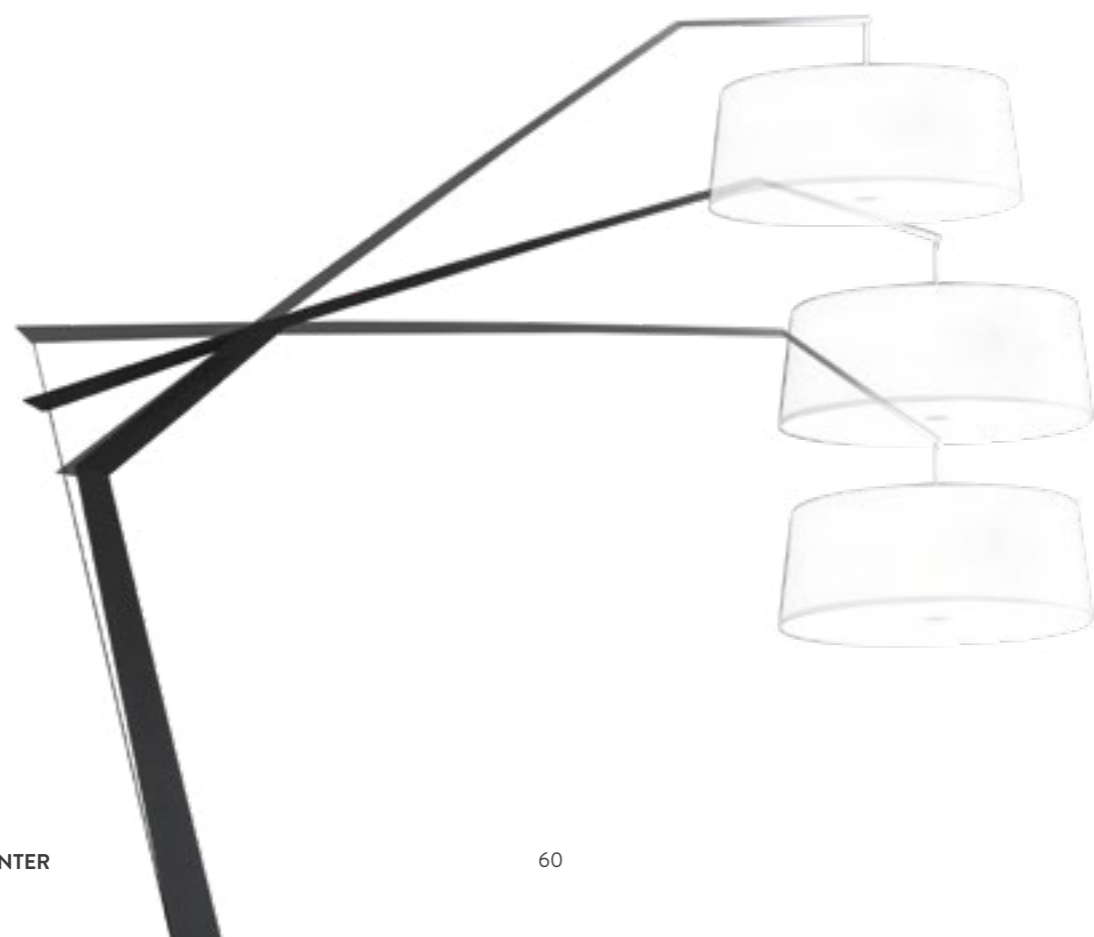
GRUS

A crane of light

Grus draws inspiration from the elegant and nimble crane - which also gives its name to the constellation - in its characteristic pose on the verge of flight. The slender lines of its body are exalted in space by perfect, geometric harmony.

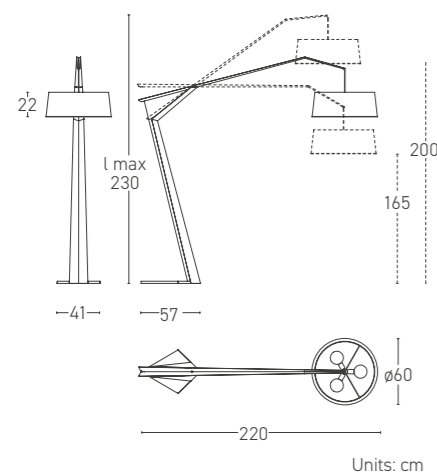
Una gru di luce

Grus prende ispirazione dall'elegante e longilineo volatile - che dà nome anche alla piccola costellazione - di cui ricorda la caratteristica posa in procinto di spiccare il volo. Nella lampada da terra disegnata da Alberto Saggia e Valerio Sommella, l'esile linearità del corpo si staglia nello spazio, in perfetta e geometrica armonia.





GRUS



Units: cm

Designed by Alberto Saggia and Valerio Sommella, this floor lamp features an off-center light spot and a slender geometric structure made of powder coated metal. Its frame is composed of two parts hinged on one another, held by a metallic cable that runs parallel to the structure and is fixed to the rhomboid base. The powder coated metal is available in an elegant graphite grey finish while the large fabric diffuser comes in white, red wine, and sage finishes.

Lampada da terra con punto luce decentrato caratterizzata da un'esile struttura geometrica realizzata in lamiera verniciata. La struttura portante è divisa in due parti imperniata una sull'altra, tenute in tensione da un cavo metallico che scorre parallelo ad essa, fissato alla base romboidale. La lamiera verniciata è disponibile nell'elegante finitura grigio grafite mentre il grande diffusore in tessuto è disponibile nelle finiture bianco, rosso vino e salvia.



FINISHES

● 115D FT Graphite grey

DIFFUSER

○ BC White
● R Red wine
● W Sage

CABLE

Transparent

DIMMER

Included

SUGGESTED LIGHT SOURCE

220/240V E27

100/120V E26

LED max n.3

dimnable min. 5W

CERTIFICATION



CONCORDE

Bright monolith

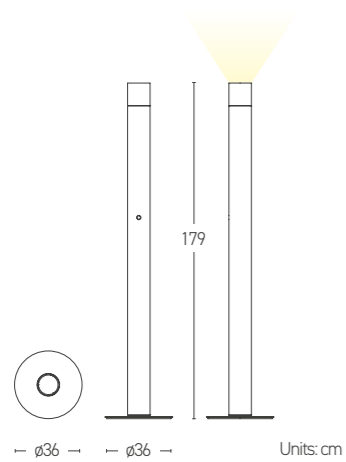
The *Ville Lumière* and one of its oldest, most monumental squares are the ambiances that inspired the **Concorde** floor lamp. Tapered and statuesque as a monolith, it recalls the obelisk of the renowned square but a few steps from the elegant Champs-Élysées and reinterprets its silhouette with simple, stylized lines.

Monolite luminoso

La *Ville Lumière* e una delle sue più antiche e monumentali piazze sono lo scenario a cui si ispira la lampada da terra **Concorde**. Affusolata e statuaria come un monolite, cita l'obelisco della celebre piazza a pochi passi dagli eleganti Champs-Élysées e ne rielabora la silhouette in una linea semplice e stilizzata.



CONCORDE



Floor lamp with a cylindrical metal body. The chrome frame at the top and the dark hues at the base slim its profile and create a pleasant simplicity of form. The light is directed upward. Available in FT white and FT black finishes.

Lampada da terra con corpo cilindrico in metallo. La cornice cromata alla sua sommità e lo scuretto della base alleggeriscono e rendono piacevole la semplicità della forma. La luce è direzionata verso l'alto. Disponibile nelle finiture bianco FT o nero FT.



FINISHES

- 103 FT Black + ● 150 Chrome
- 105 FT White + ● 150 Chrome

DIFFUSER

PMMA methacrylate diffuser

ELECTRONIC DRIVER

Dimmable included

CABLE

Black fabric

LIGHT SOURCE

220/240V

LED 50W 4800lm 2700k CRI>90

100/120V

LED 36W 3500lm 2700k CRI>90

CERTIFICATION



VILLATOSCA DESIGN

VENDÔME

Sculpture of light

Vendôme is a floor lamp conceived by VillaTosca Design in homage to the sophisticated Parisian square and its Napoleonic column. The soft, warm wood tones are embellished within its cylindrical statuesque profile by the metal luster produced at its base and decorated top.

Scultura di luce

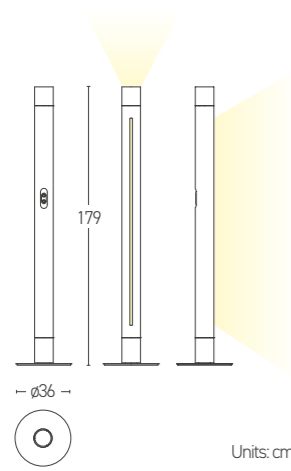
Vendôme è la lampada da terra ideata da VillaTosca Design in omaggio alla sofisticata piazza parigina e alla sua colonna napoleonica. Nello statuario profilo cilindrico, le calde e morbide tonalità del legno sono impreziosite dalla lucentezza del metallo, che ne costituisce la base e ne decora la cima.



LUMEN CENTER



VENDÔME



Floor light featuring an indirect, atmospheric light emitted by the vertical light running along its natural or black oak and by a powerful light source positioned at the top and facing upward. The metallic elements are available in bronzed or coppered brass finishes.

Lampada da terra caratterizzata da una luce indiretta e d'atmosfera, diffusa dalla sorgente verticale inserita lungo il fusto in massello di rovere naturale o nero e da una luce più potente, posizionata nella sua sommità e rivolta verso l'alto. Le parti metalliche sono disponibili nelle finiture ottone bronzato o ottone ramato.



FINISHES

- LR Oak + ● 176 Bronzed brass
- LRN Black Oak + ● 177 Copper plated Brass

DIFFUSER

PMMA methacrylate diffuser

ELECTRONIC DRIVER

Dimmable included

CABLE

Black fabric

LIGHT SOURCE

UP **LED** 100/240V light indirect 50W
4800lm 2700k CRI>90

BACK **LED** 100/120V light diffused 24W
2160lm 3000k CRI>90

BACK **LED** 220/240V light indirect 36W
3500lm 2700k CRI>90

CERTIFICATION



TMB

02/11

Tribute to Marcel Breuer

Plasticism and rigor combine with a modernist aesthetic to create design elegance: the **TMB** series originates as a tribute to the great Hungarian architect and designer Marcel Breuer, a leading exponent of the Bauhaus movement. Breuer designed a table version of this lamp for the Exposition Universelle of Paris in 1925. LC has produced a floor and a table version with elegant satin brass and bronze finishes.

Tributo a Marcel Breuer

Plasticismo e rigore si uniscono ad un'estetica modernista dal design sobrio ed elegante: la serie **TMB** nasce come tributo al grande designer e architetto ungherese Marcel Breuer, esponente di spicco della scuola del Bauhaus. Breuer progettò la versione da tavolo nel 1925, per l'Esposizione di Parigi. LC ne realizza due versioni, da terra e da tavolo, nelle eleganti finiture ottone satinato e bronzo.





TMB



FINISHES

- 152 Satin Brass
- 176 Bronzed Brass

DIFFUSER

PMMA methacrylate diffuser

CABLE

Black fabric

ELECTRONIC DRIVER

Dimmable Included

LIGHT SOURCE

TMB02

LED 15W 220/240V
1200lm 3000k CRI>90

TMB11

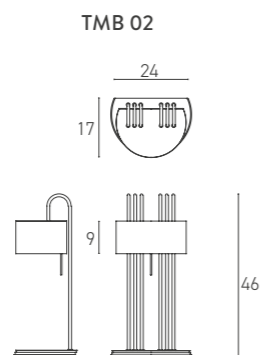
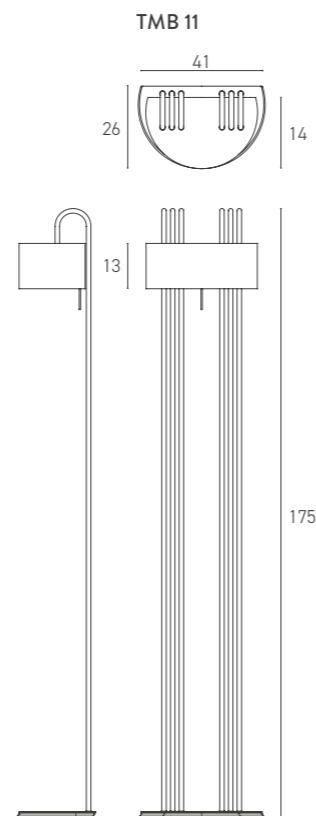
UP **LED** 220/240V light indirect 34W
2900lm 3000k CRI>90

DOWN **LED** 220/240V light direct 15W
1200lm 3000k CRI>90

CERTIFICATION



Classe I IP20



Units: cm





TORCHÉRE

Ancient charm

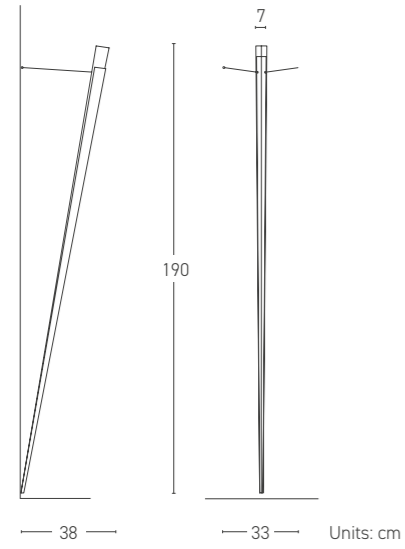
The allure of ancient wall torches reinterpreted in a modern, minimal key in the **Torchère** wall lamp by Gilles Derain in 1984. The sharp, pointed lines of its convex corner are distinctive of the metal structure anchored to the wall, emanating an attractive indirect and diffused light.

Antiche suggestioni

Il fascino delle antiche torce da muro viene rivisitato in chiave moderna e minimale nella lampada da parete **Torchère**, realizzata da Gilles Derain nel 1984. Le linee nette e appuntite dell'angolo convesso caratterizzano la struttura in metallo ancorata alla parete, diffondendo nell'ambiente un'illuminazione indiretta e diffusa, di grande suggestione.



TORCHÈRE



LED wall lamp with floor socket.
Available in matte black or white
finishes. Dimmer included.

Lampada a LED da parete, con attacco
a terra. Disponibile nelle finiture nero
opaco o bianco. Regolatore di intensità
incluso.



FINISHES

- 102 Matte black
- 106 Matte white

CABLE

Black

ELECTRONIC DRIVER

Dimmable included

DIMMER

Switch dimmer included

LIGHT SOURCE

LED 28W 100/240V
2845lm 3000k CRI>90

CERTIFICATION

CE PS E F Classe I IP20



GILLES DERAÏN 1987

TRYLON

Triangle of light

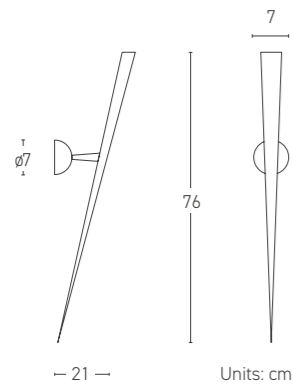
Linear, evocative design comes together perfectly in the **Trylon** wall lamp. Gilles Derain designed this slender, refined triangular silhouette in 1987.

Triangolo di luce

Il design lineare ed evocativo si fonde con armonia nella lampada da parete **Trylon**: dalla silhouette sottile e raffinata a pilone triangolare, l'applique è stata disegnata da Gilles Derain nel 1987.



TRYLON



Made of metal and available in matte black, white, or chrome finishes.
Embedded LED dimmable light source.

Applique realizzata in metallo, disponibile nelle finiture nero opaco, bianco o cromo.
Sorgente LED dimmerabile.

— 21 —

Units: cm



FINISHES

- 102 Matte black
- 150 Chrome
- 106 Matte white

ELECTRONIC DRIVER

LED Light Engine Dimmable TRIAC

LIGHT SOURCE

LED 8W 100/120V or 220/240V
540lm 2700k CRI>90

CERTIFICATION

CE PS E F Classe I IP20



BLUM

A bud of light

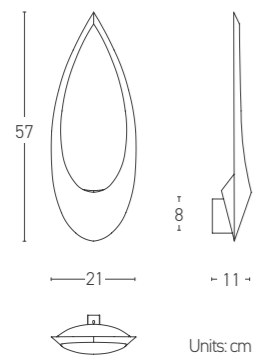
Designed by Bernard Brousse in 1997, the **Blum** wall lamp boasts simple, harmonious lines reminiscent of a water droplet or a stylized representation of a flower bud.

Bocciolo di luce

Disegnata da Bernard Brousse nel 1997, **Blum** è una lampada da parete caratterizzata da linee semplici e armoniche che ricordano la silhouette allungata di una goccia d'acqua o la rappresentazione stilizzata del bocciolo di un fiore.




BLUM



Wall lamp made of metal and available in matte black or white finishes. Embedded LED dimmable light source.

Lampada da parete realizzata in metallo, disponibile nelle finiture nero o bianco opaco. Sorgente LED dimmerabile integrata.



FINISHES

- 102 Matte black
- 106 Matte white

ELECTRONIC DRIVER

LED Light Engine Dimmable TRIAC

LIGHT SOURCE

LED 20W 220/240V
1560lm 3000k CRI>90

CERTIFICATION




EAGLE

An eagle of light

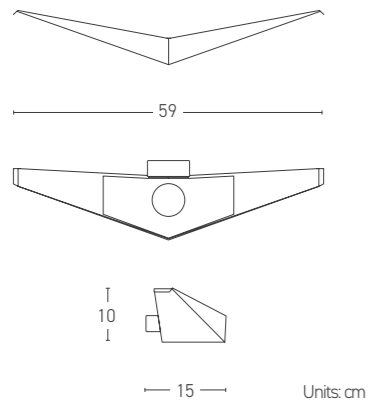
Essential, geometric lines. Simple yet surprisingly evocative. The **Eagle** wall lamp was designed by Gilles Derain in 1984 and inspired by the vivid, balanced profile of the open wingspan of an eagle in flight.

Aquila di luce

Linea essenziale e geometrica, semplice eppure sorprendentemente evocativa: **Eagle** è la lampada da parete disegnata da Gilles Derain nel 1984, ispirata al profilo grafico ed equilibrato dell'apertura alare di un'aquila in volo.



EAGLE



Wall lamp providing indirect light. Made of metal lacquered with epoxy powder. Available in matte black or white finishes. Embedded LED dimmable light source.

Lampada da parete a luce indiretta. Realizzata in metallo laccato a polveri epossidiche. Disponibile nelle finiture nero o bianco opaco. Sorgente LED dimmerabile integrata.



FINISHES

- 102 Matte black
- 106 Matte white

ELECTRONIC DRIVER

LED Light Engine Dimmable TRIAC

LIGHT SOURCE

LED 20W 100/120V or 220/240V
1560lm 3000k CRI>90

CERTIFICATION

CE PS E F Classe I IP20



LUXOLINE

Blend of linearity and luxury

Luxoline combines the apparent simplicity of the line with the refinement of metalworking and leather covering, creating a luxurious fusion of form and function.

Connubio tra linearità e lusso

All'apparente semplicità della linea, **Luxoline** associa la ricercatezza delle lavorazioni metalliche e delle finiture in cuoio, per un lussuoso connubio tra forma e funzione.



LUXOLINE

Linear suspension lamp with external frame in satin brass or nickel covered in natural or black leather with edged stitching. The LED light sources with a superior color rendering index and a methacrylate diffuser, evenly balance the luminous flux.

Sospensione lineare con struttura esterna in ottone o nichel satinato e con rivestimento in cuoio naturale o pelle nera con cuciture sui bordi. Le sorgenti a LED, con indice di resa cromatica superiore e diffusore in metacrilato, rendono uniforme il flusso luminoso.



FINISHES

- 152 Satin Brass + CN Natural Leather
- 166 Satin nickel + CB Black Leather

DIFFUSER

PMMA methacrylate diffuser

ELECTRONIC DRIVER

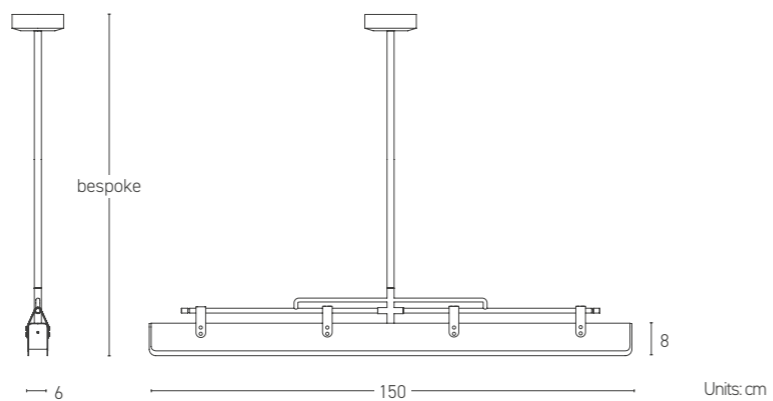
Dimmable included PUSH

LIGHT SOURCE

LED SMD 30W 220/240V
3900lm 3000k CRI>90

CERTIFICATION

CE PS E F Classe I IP20



PLANETS

The magnetism of the spherical

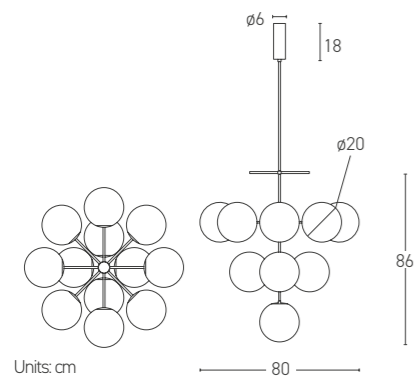
A shining system of celestial bodies, **Planets** draws inspiration from the timeless fascination of planetary magnetism, characterized by the perfection of spherical contours.

Il magnetismo della sfera

Come un luminoso sistema di corpi celesti, **Planets** prende ispirazione dal fascino senza tempo e dal magnetismo dei pianeti, caratterizzati dalla perfezione dei profili sferici.



PLANETS



Suspension lamp made of bronzed brass and shades in glossy white opal glass. Height can be customized upon request.

Sospensione realizzata in ottone bronzato e sfere in vetro bianco opale lucido. Altezza disponibile su richiesta.



FINISHES

● 176 Bronzed brass

DIFFUSER

Glossy white glass

SUGGESTED LIGHT SOURCE

220/240V E14

100/120V E12

LED max 13x6W

CERTIFICATION

CE PS E F Classe I IP20



ELETTRA

A dynamic rain of light

Designed by VillaTosca Design, **Elettra** is a composition of many spherical light spots made in transparent borosilicate glass that seem to fall like soft drops of rain from a circular ceiling rose. The varying heights of the suspended spheres create a charming and refined sense of dynamic movement, balanced between simplicity and preciousness.

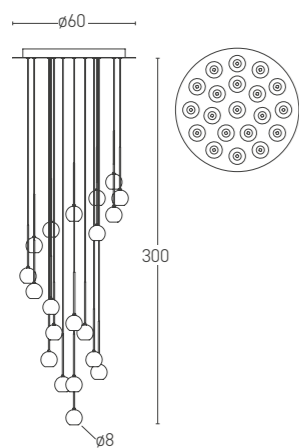
Dinamica pioggia di luce

Ideato da VillaTosca Design, **Elettra** si compone di una moltitudine di punti luce di forma sferica realizzati in vetro borosilicato trasparente, che scendono come una pioggia preziosa dal rosone circolare. Le diverse altezze a cui sono sospese le sfere conferiscono un suggestivo e raffinato effetto di dinamismo, in equilibrio tra semplicità e preziosità.



ELETTRA

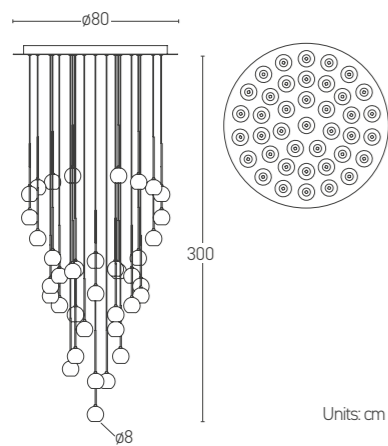
ELETTRA 20



Cascade ceiling lamp available in 20 or 40 light spots in borosilicate glass. LED light sources from 3000k, 1,5W each included. Transparent power cable with standard 3 m length. The painted ceiling rose is matte white, the suspended rods are in polished brass.

Plafone a cascata disponibile in 20 o 40 punti luce in vetro borosilicato. Sorgenti LED da 3000k, 1,5W ciascuna incluse. Cavi di alimentazione trasparenti con lunghezza standard 3 m. Il rosone verniciato è disponibile nella finitura del bianco opaco, tige in ottone lucido.

ELETTRA 40



Units: cm



FINISHES

● 153 Polished Brass

DIFFUSER

Pyrex Glass

ELECTRONIC DRIVER

Included ON-OFF

CEILING ROSE

○ 106 Matte white



LIGHT SOURCE

LED G4 Miniature Bulb 100-240V

 **ELETTRA 20** 20x1,5W 2700lm 3000k

 **ELETTRA 40** 40x1,5W 5400lm 3000k

CERTIFICATION

  Classe I IP20



CORAL

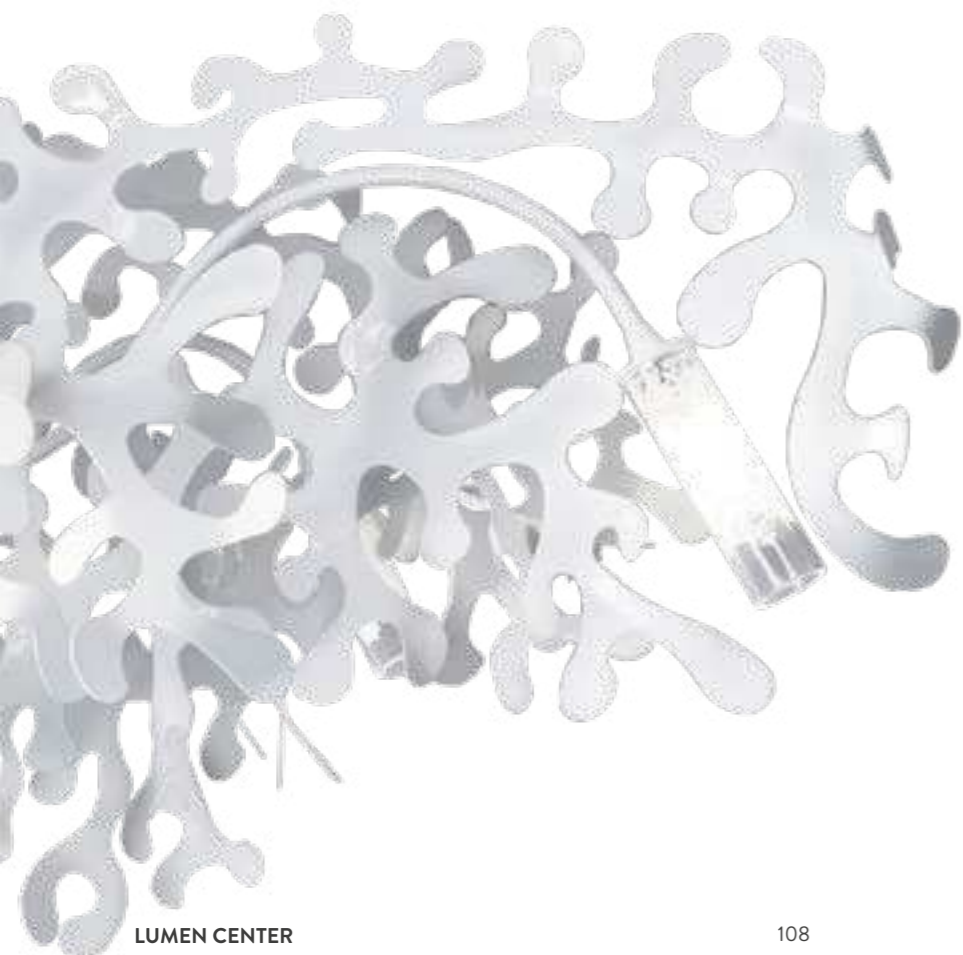
FAMILY

Neo-baroque corals

Aesthetic branching and irregular, decorative contours are the hallmarks of the **Coral** family. It aesthetically blends neo-baroque style with the natural shapes of coral: a series of suspension lamps, ceiling lamps, wall lamps and an iconic chandelier.

Coralli neo-barocchi

Estetiche ramificazioni e profili irregolari e decorativi sono i segni distintivi della famiglia **Coral**, che coniuga esteticamente lo stile neo-barocco con le forme naturali dei coralli: una serie di lampade a sospensione, a plafone, a parete fino all'iconico candeliere.



VILLATOSCA DESIGN

CORAL

CORAL P

Coral is the 8-light suspension lamp that gave rise to the entire family. **Coral P** is the ceiling lamp version with 6 lights. Made of lacquered metal and available in glossy black, glossy white, glossy chartreuse green, glossy red and gold foil. Diffusers made of Pyrex glass with a white coral pattern.

Coral è la versione a sospensione a 8 luci che dà origine all'intera famiglia, **Coral P** la versione a plafone a 6 luci. Realizzate in metallo laccato, sono disponibili nelle finiture nero lucido, bianco lucido, verde chartreuse, rosso e foglia oro. Diffusori realizzati in vetro Pyrex serigrafato bianco con motivo a corallo.



FINISHES

- 112 Glossy black
- 114 Glossy white
- 119 Chartreuse green
- 120 Red
- 130 Gold foil

DIFFUSER

Etched Pyrex

SUGGESTED LIGHT SOURCE

100/240V G9

LED

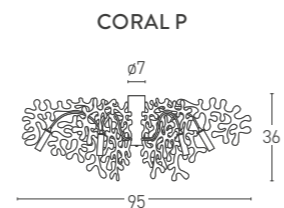
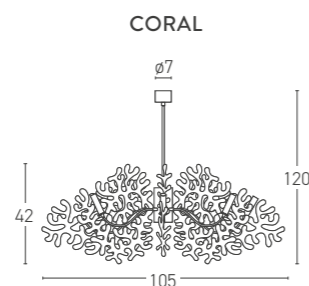
Halogen ECO

CORAL max 8x33W

CORAL P max 6x33W

CERTIFICATION

Classe I IP20



Units: cm



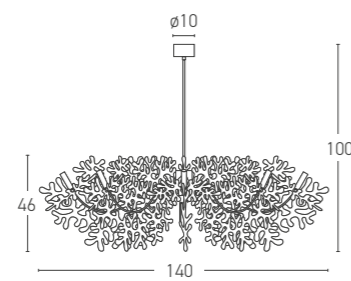
SUPERCORAL

8L / 16L

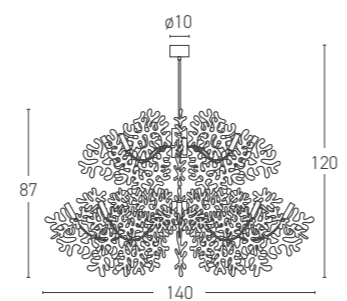
Chandelier of 140 cm in diameter and available with 8 or 16 lights. Made of lacquered metal and available in glossy black, glossy white, glossy chartreuse green, glossy red and gold foil. Diffusers made of Pyrex glass with a white coral pattern.

Grande lampadario dal diametro di 140 cm disponibile con 8 o 16 luci. Realizzato in metallo laccato, disponibile nelle finiture nero lucido, bianco lucido, verde chartreuse, rosso e foglia oro. Diffusori realizzati in vetro Pyrex serigrafato bianco con motivo a corallo.

SUPERCORAL 8L



SUPERCORAL 16L



Units: cm

FINISHES

- 112 Glossy black
- 114 Glossy white
- 119 Chartreuse green
- 120 Red
- 130 Gold foil

DIFFUSER

Etched Pyrex

SUGGESTED LIGHT SOURCE

100/240V G9

LED

Halogen ECO

SUPERCORAL 8L max 8x48W

SUPERCORAL 16L max 16x33W

CERTIFICATION

CE PS E F Classe I IP20



MINICORAL

S/A/P

Minicoral is a series of smaller suspension lamps, wall lamps, and ceiling lamps made of lacquered metal. Available in glossy black, glossy white, glossy chartreuse green, glossy red and gold foil. Diffusers made of Pyrex glass with a white coral pattern.

Minicoral è una serie di piccoli punti luce a sospensione, a parete e plafone realizzati in metallo laccato, disponibili nelle finiture nero lucido, bianco lucido, verde chartreuse, rosso e foglia oro. Diffusori realizzati in vetro Pyrex serigrafato bianco con motivo a corallo.



FINISHES

- 112 Glossy black
- 114 Glossy white
- 119 Chartreuse green
- 120 Red
- 130 Gold foil

DIFFUSER

Etched Pyrex

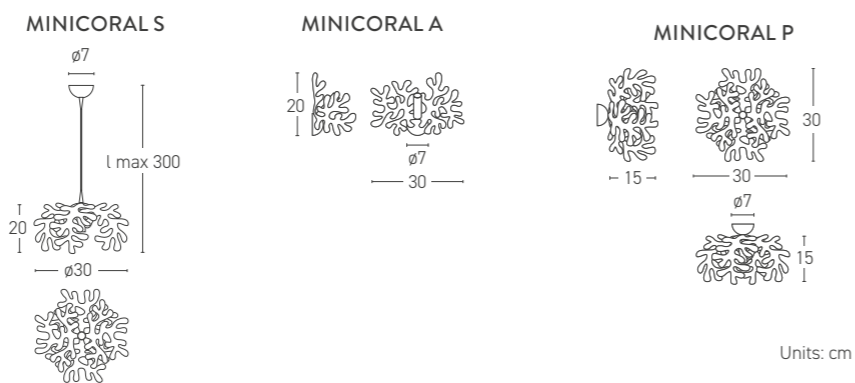
CABLE

Transparent

SUGGESTED LIGHT SOURCE

- 100/240V G9
- Halogen ECO max 48W
- LED

CERTIFICATION



LEAVES

FAMILY

Lush nature

Leaves is an unusual, playful family of suspension, wall, and ceiling lamps featuring a colorful, wavy metallic profile that recalls the lush composition of leaves. The variety of versions perfectly adapts to any youthful, warm, and cozy environment.

Natura lussureggiante

Leaves è un'inusuale e giocosa famiglia di sospensioni, applique e plafoniere caratterizzate dal colorato e mosso profilo metallico che ricorda una lussureggiante composizione di foglie. Le molteplici e diverse versioni si adattano perfettamente ad ambienti giovani, accoglienti e familiari.



LEAVES

S / 21

Leaves is the smallest version of the series and is available as a suspension or wall/ceiling lamp. Made with laser-cut metal leaves that are then handcrafted, they are available in glossy black, glossy white, glossy green chartreuse, glossy red and gold foil. For the suspension lamp, it is possible to offset the ceiling mount or order a ceiling rose with a dual outlet to connect two lamps.

Leaves è la più piccola versione della serie, disponibile come sospensione e applique/plafone. Realizzata in fogli di metallo tagliati a laser e successivamente modellati a mano, è disponibile nelle finiture nero lucido, bianco lucido, verde chartreuse, rosso e foglia oro. Per la versione a sospensione, è possibile decentrare l'attacco a soffitto rispetto al rosone o ordinare un rosone con doppia uscita per collegare due lampade.



FINISHES

- 112 Glossy black
- 114 Glossy white
- 119 Chartreuse green
- 120 Red
- 130 Gold foil

CABLE

Transparent

SUGGESTED LIGHT SOURCE

220/240V E27
100/120V E26

LEAVES S

 **LED** (suggested)

SUGGESTED LIGHT SOURCE

220/240V E27
100/120V E26

LEAVES 21

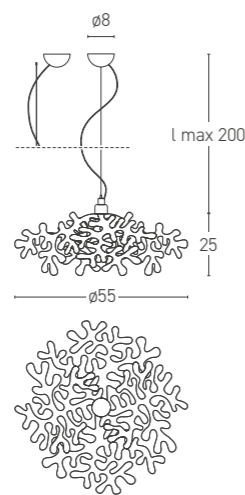
 Special Mirror Silver max 100W

 **LED** Special Mirror Silver

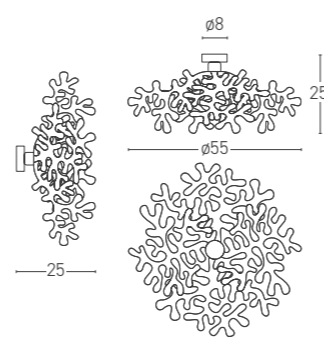
CERTIFICATION

   Classe I IP20

LEAVES S



LEAVES 21



Units: cm



MIDILEAVES / SUPERLEAVES

Midileaves and **Superleaves** are the suspension versions of the collection, ranging from 75 to 105 cm. Made with laser-cut metal leaves that are then handcrafted, they are available in glossy black, glossy white, glossy green chartreuse, glossy red and gold foil.

Midileaves e **Superleaves** sono le versioni a sospensione, rispettivamente dal diametro di 75 e 105 cm. Realizzata in fogli di metallo tagliati a laser e successivamente modellata a mano, è disponibile nelle finiture nero lucido, bianco lucido, verde chartreuse, rosso e foglia oro.



FINISHES

- 112 Glossy black
- 114 Glossy white
- 119 Chartreuse green
- 120 Red
- 130 Gold foil

CABLE

Transparent

SUGGESTED LIGHT SOURCE

220/240V E27
100/120V E26



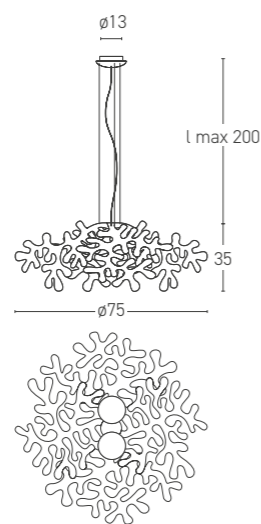
MIDILEAVES max 2

SUPERLEAVES max 3

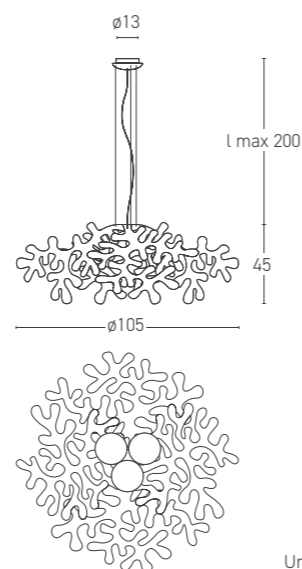
CERTIFICATION



MIDILEAVES



SUPERLEAVES



Units: cm



ESSENTIAL

Our know-how at LUMEN CENTER in lighting draws from age-old traditions. At the same time, we are constantly observing the present and looking toward the future by combining the most effective and avant-garde technology to a fresh, contemporary style, giving voice to the brilliant intuitions of our designers.

This is ESSENTIAL, a collection that includes creations with an eclectic and essential design that are both functional and modern. Its purpose is to light up and decorate the private and public spaces of today and tomorrow.

Il know-how di LUMEN CENTER nel campo dell'illuminazione attinge dalla tradizione e nasce dal passato, ma è al presente e al futuro che guardiamo costantemente, unendo le tecnologie ottimali e all'avanguardia ad uno stile fresco e contemporaneo, che dà voce alle più geniali intuizioni dei nostri designer.

Così nasce ESSENTIAL, collezione che racchiude creazioni dal design eclettico ed essenziale, attuale e funzionale; per illuminare e arredare gli ambienti privati e pubblici di oggi, come quelli di domani.

OUR DESIGNERS

BRIAN RASMUSSEN / ENRICO AZZIMONTI / VILLATOSCA DESIGN
LCILAB.DESIGN / AMEDEO G. CAVALCHINI / ALBERTO SAGGIA + VALERIO SOMMELLA
SETSU&SHINOBU ITO / FRANCESCO MURANO / PAOLO CAPPELLO

TØB

The essence of light

Linear, elegant, and as precious as the essence of light itself: the **Tøb** suspension lamp by designer Brian Rasmussen balances simplicity with minimalism and the careful study of detail with the luxurious warmth of brass.

L'essenza della luce

Lineare, elegante, preziosa come l'essenza stessa della luce: la lampada a sospensione del designer Brian Rasmussen bilancia con semplicità il minimalismo dei profili, la ricercatezza dei dettagli insieme alla calda preziosità dell'ottone.

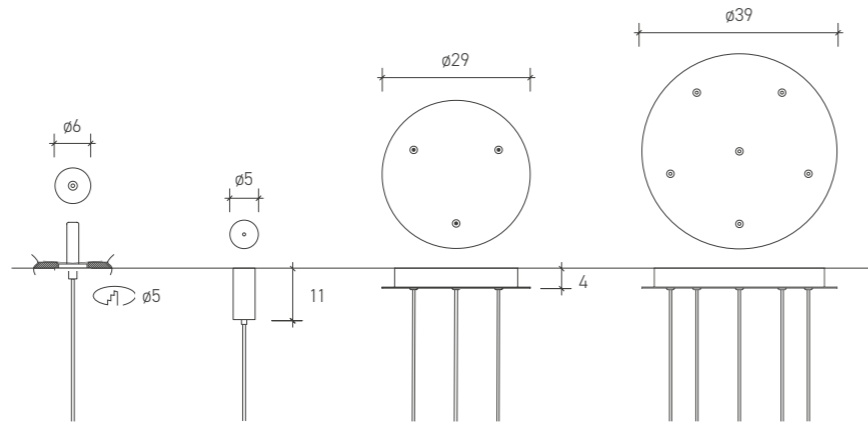




TØB

TØB is available in 33 cm, 53 cm, and 83 cm in smooth brass (line), grooved brass (stripes), and twisted brass (twist). Finishes available in polished brass, bronzed brass, and black nickel. Depending on the number of lights installed, the suspension can be supplied with round or linear ceiling roses and TRIAC dimmable power supply housed inside. Open combinations of 3 to 6 lights combined with metal ceiling roses in white FT.

TØB è disponibile in tre lunghezze da 33, 53 e 83 cm nelle versioni in ottone liscio (line), scanalato (stripes) e cordonato (twist), disponibili nelle finiture ottone lucido, ottone bronzato, nichel nero. A seconda del numero di lampade installate, la sospensione può essere fornita con diversi rosoni di forma rotonda e lineare e i relativi alimentatori dimmerabili TRIAC alloggiati all'interno. Possibili composizioni libere da 3 e 6 luci abbinata a rosoni in metallo verniciato bianco.



FINISHES

- 153 Polished Brass
- 157 Black Nickel
- 176 Bronzed Brass

DIFFUSER

PMMA Transparent methacrylate

CABLE

Black 300 cm standard

LIGHT SOURCE

LED 220/240V
1x5W 600lm
3000k CRI>90

CEILING ROSE

○ 106 Matte white

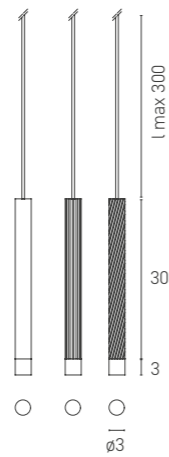
ELECTRONIC DRIVER

Dimmable included TRIAC

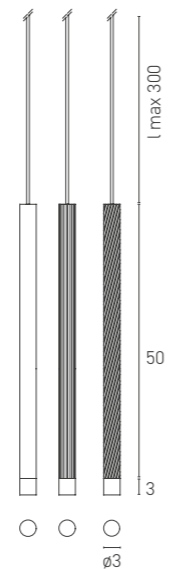
CERTIFICATION

CE F Classe I IP20

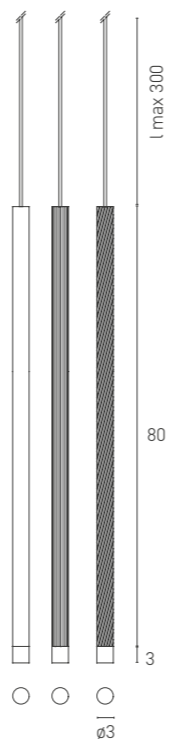
TØB 33



TØB 53



TØB 83



Units: cm



FLO'

FAMILY

As precious as velvet

The pristine geometry of hexagonal sections blends with the gentle unfolding of bell-shaped lines and precious detail. **Flo'** is a luxurious series of lamps designed by Enrico Azzimonti, featuring precious detail and the evocative tactile and visual effect of velvet.

Preziosa come il velluto

La perfetta geometria della sezione esagonale si fonde al morbido sviluppo delle linee a campanula e ai dettagli preziosi: **Flo'** è la lussuosa serie di lampade disegnate da Enrico Azzimonti, contraddistinte dai dettagli preziosi e dal suggestivo effetto tattile e visivo del velluto.



ENRICO AZZIMONTI

FLO'

TABLE

The table lamp version of **Flo'** is made of satin brass.
The flock diffuser is available in bordeaux, champagne, rose, petrol, and grey colors.

Versione da tavolo con struttura realizzata in ottone satinato.
Diffusore floccato disponibile nelle eleganti finiture bordeaux, champagne, rosa, petrolio e grigio.



FINISHES

● 152 Satin Brass

DIFFUSER

- F14 Flock Bordeaux
- F15 Flock Petrol
- F16 Flock Dark-grey
- F23 Flock Pink
- F36 Flock Beige

CABLE

Black Fabric


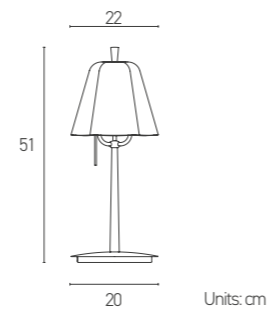
SUGGESTED LIGHT SOURCE

LED Gx53 220/240V

FLO' max 1x10W 2700k / 3000k / 4000k

CERTIFICATION

CE IP20





FLO'

SUSPENSION 1 / 3 / 7

Suspension lamp with metal structure made of satin brass with flock diffuser in various elegant colors: bordeaux, champagne, rose, petrol and grey. Available in three variations of 1, 3, or 7 cells.

Lampada a sospensione dalla struttura realizzata in ottone satinato e diffusore floccato nelle eleganti finiture bordeaux, champagne, rosa, petrolio e grigio. Disponibile in tre differenti varianti ad 1 cella, 3 celle o 7 celle.



FINISHES

- 152 Satin Brass

DIFFUSER

- F14 Flock Bordeaux
- F15 Flock Petrol
- F16 Flock Dark-grey
- F23 Flock Pink
- F36 Flock Beige

CABLE

Black Fabric

SUGGESTED LIGHT SOURCE

LED Gx53 220/240V

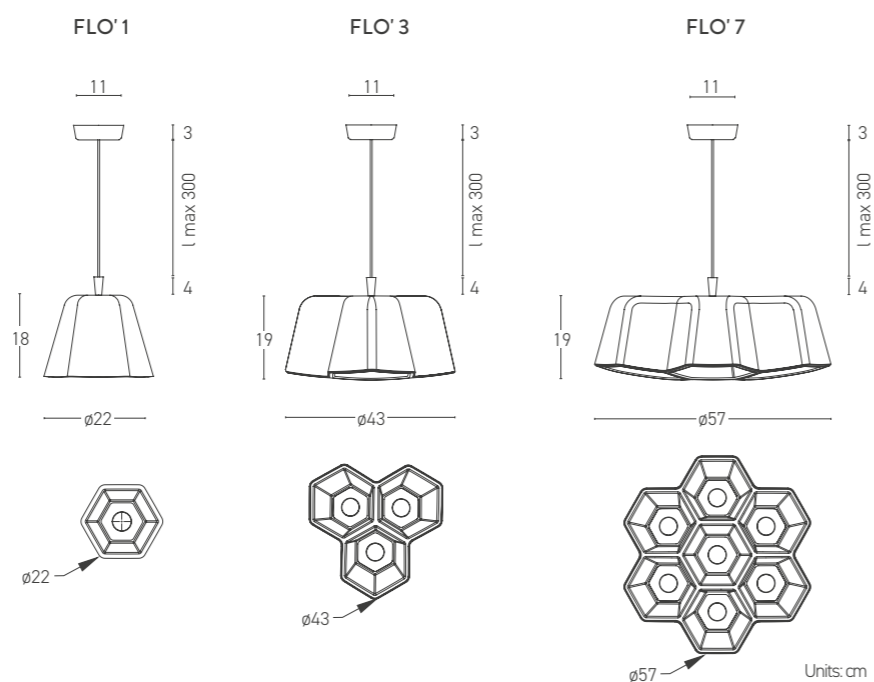
FLO' 1 max 1x10W 2700k / 3000k / 4000k

FLO' 3 max 3x10W 2700k / 3000k / 4000k

FLO' 7 max 7x10W 2700k / 3000k / 4000k

CERTIFICATION

CE  Classe I IP20







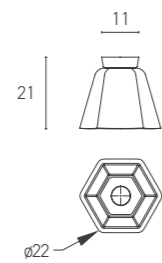
FLO'

CEILING C1 / C3 / C7

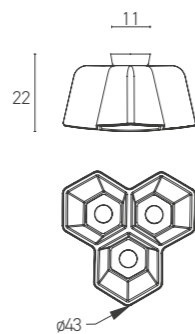
Flo' is available in three variations from 1, 3, to 7 cells in its ceiling version. The structure is made of satin brass with flock diffuser available in bordeaux, champagne, rose, petrol and grey colors.

Nella versione a plafoniera, **Flo'** è disponibile in tre differenti varianti ad 1 cella, 3 celle o 7 celle. La struttura è realizzata in ottone satinato e il diffusore floccato è disponibile nelle finiture bordeaux, champagne, rosa, petrolio e grigio.

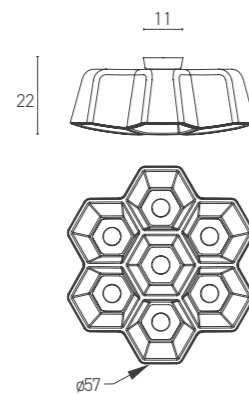
FLO' C1



FLO' C3



FLO' C7



Units: cm



FINISHES

- 152 Satin Brass

DIFFUSER

- F14 Flock Bordeaux
- F15 Flock Petrol
- F16 Flock Dark-grey
- F23 Flock Pink
- F36 Flock Beige

SUGGESTED LIGHT SOURCE



LED Gx53 220/240V

FLO' C1 max 1x10W 2700k / 3000k / 4000k

FLO' C3 max 3x10W 2700k / 3000k / 4000k

FLO' C7 max 7x10W 2700k / 3000k / 4000k

CERTIFICATION



BRAC/BRICK

Geometries of light

Ingenuity and rigor combine in the ceiling lamps family **Brac** and **Brick**: circular, square, and rectangular modules with an essential design in which circles of light are fashioned.

In **Brac**, small luminous drops are scattered along the round surface. **Brick** recalls small, illuminated bricks to build geometric solutions of different dimensions suited to any ambiance.

Geometrie di luce

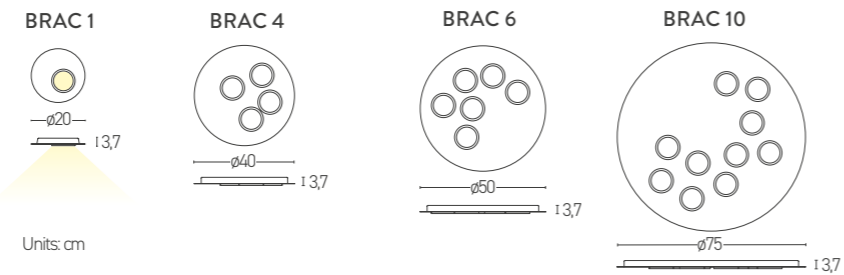
Ingenuità e rigore si incontrano nella famiglia di plafoniere **Brac** e **Brick**: moduli circolari, quadrati e rettangolari dal design essenziale, quasi grafico, nei quali sono iscritti cerchi di luce. In **Brac**, piccole gocce luminose sono distribuite in apparente casualità su una superficie rotonda, che moltiplicate a soffitto creano dinamiche e giocose composizioni, mentre la serie **Brick** è costituita da mattoncini luminosi, per costruire soluzioni geometriche di diverse dimensioni e adatte ad ogni tipologia di ambiente.



BRAC

Circular ceiling lamps made of metal and available with different finishes and 1, 4, 6, or 10 lights. TRIAC dimmable electronic power supply integrated into the lamp body. **Create your own style, all available colors found on page 156.**

Lampade circolari a plafoniera realizzate in metallo verniciato, disponibili in diverse finiture. Disponibili nelle versioni a 1, 4, 6 o 10 luci. Alimentatore elettronico dimmerabile TRIAC integrato nel corpo lampada. **Crea il tuo stile, tutti i colori disponibili a pagina 156.**



FINISHES

Lamp body: (Standard)
 ○ 105 FT White (W)
 Ring: (Standard)
 ○ 105 FT White (W)
 For more finishes refer to the configurator pag. 156

DIFFUSER

PMMA methacrylate diffuser
 WIDE / MEDIUM / HONEY COMB

ELECTRONIC DRIVER

Dimmable included TRIAC

LIGHT SOURCE

LED 100/120V or 220/240V
 2700k/3000k/4000k CRI>90

BRAC 1 1x5,8W 690lm

BRAC 4 4x5,8W 2760lm

BRAC 6 6x5,8W 4140lm

BRAC 10 10x5,8W 6950lm

OPTIONAL ACCESSORIES

OKKIO SPOT (36°)

CERTIFICATION

CE PS E F Classe I IP20



OPTIONAL OKKIO SPOT ACCESSORY



BRICK

Square and rectangular ceiling lamps made of metal and available with different finishes.

Brick Quadro is available with 1 or 4 lights and **Brick Retto** has 2 or 4 lights. TRIAC dimmable electronic power supply integrated into the lamp body. **Create your own style, all available colors found on page 156.**

Lampade quadrate e rettangolari a plafoniera realizzate in metallo verniciato, disponibili in diverse finiture.

Brick Quadro è disponibile nelle versioni a 1 o a 4 luci e **Brick Retto** in quelle a 2 o a 4 luci. Alimentatore elettronico dimmerabile TRIAC integrato nel corpo lampada. **Crea il tuo stile, tutti i colori disponibili a pagina 156.**



FINISHES

Lamp body: (Standard)

○ 105 FT White (W)

Ring: (Standard)

○ 105 FT White (W)

For more finishes refer to the configurator pag. 156



DIFFUSER

PMMA methacrylate diffuser
WIDE / MEDIUM / HONEY COMB

ELECTRONIC DRIVER

Dimmable included TRIAC

LIGHT SOURCE

LED 100/120V or 220/240V
2700k / 3000k / 4000k CRI>90

QUADRO 1 1x5,8W 690lm

QUADRO 4 4x5,8W 2760lm

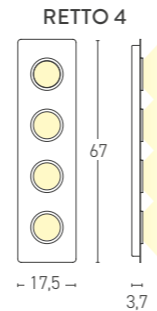
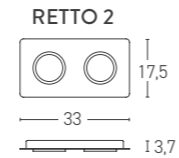
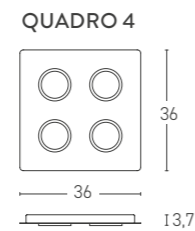
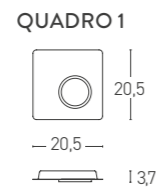
RETTO 2 2x5,8W 1380lm

RETTO 4 4x5,8W 2760lm

OPTIONAL ACCESSORIES

OKKIO SPOT (36°)

CERTIFICATION



Units: cm



DOMINO

Mosaics of light

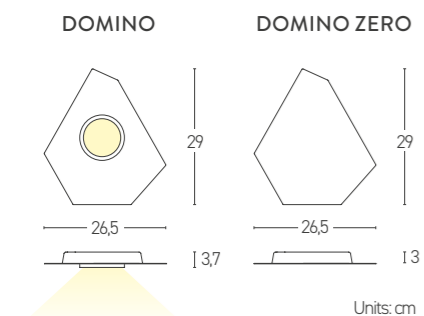
Minimalism, visual clarity, and compositional freedom. The **Domino** modular series was designed to create countless mosaics and light combinations, like the tiles of the ancient Chinese game of tangrams or natural fractals. A harmonious blend of corners and angles, the irregular hexagon and circle of light within are the matrix for an infinite number of potential compositions.

Mosaici di luce

Minimalismo, pulizia visiva e grande libertà compositiva: la serie modulare **Domino** nasce per creare innumerevoli mosaici e combinazioni di luce, come le tessere dell'antico gioco cinese del tangram oppure un frattale naturale. Insieme armonico di angoli e spigoli, in **Domino** un esagono irregolare e un cerchio di luce al suo interno sono la matrice di infinite composizioni possibili.



DOMINO



Modular ceiling lamp made of metal coated with epoxy powder. The length of the polygon is 29 cm and a variety of finishes are available. TRIAC dimmable electronic power supply integrated into the lamp body. **Create your own style, all available colors found on page 156.**

Plafoniera modulare realizzata in metallo verniciato a polveri epossidiche. Possibilità di scegliere tra diverse finiture. Lunghezza del poligono: 29 cm. Alimentatore elettronico dimmerabile TRIAC integrato nel corpo lampada. **Crea il tuo stile, tutti i colori disponibili a pagina 156.**

FINISHES

- Lamp body: (Standard)
- 105 FT White (W)
- Ring: (Standard)
- 105 FT White (W)
- For more finishes refer to the configurator pag. 156

DIFFUSER

- PMMA methacrylate diffuser
- WIDE / MEDIUM / HONEY COMB

ELECTRONIC DRIVER

- Dimmable included TRIAC


LIGHT SOURCE

- LED** 1x5,8W 100/120V or 220/240V
- 2700k / 3000k / 4000k 690lm CRI>90

OPTIONAL ACCESSORIES

- OKKIO SPOT (36°)

CERTIFICATION



DOMINO MAXI



Ceiling lamp made of metal coated with epoxy powder. LED light source of 11,6W. A variety of finishes, color temperatures (in Kelvin degrees) and optics. Length of polygon is 48 cm. TRIAC dimmable electronic power supply integrated into the lamp body.

Create your own style, all available colors found on page 156.

Plafoniera realizzata in metallo verniciato a polveri epossidiche. Sorgente LED di potenza luminosa pari a 11,6W. Possibilità di scegliere tra diverse finiture, temperatura colore della luce - gradi Kelvin, ottiche. Lunghezza del poligono: 48 cm. Alimentatore elettronico dimmerabile TRIAC integrato nel corpo lampada.

Crea il tuo stile, tutti i colori disponibili a pagina 156.



FINISHES

Lamp body: (Standard)

○ 105 FT White (W)

Ring: (Standard)

○ 105 FT White (W)

For more finishes refer to the configurator pag. 156



DIFFUSER

PMMA methacrylate diffuser
WIDE / MEDIUM / HONEY COMB

ELECTRONIC DRIVER

Dimmable included TRIAC

LIGHT SOURCE

LED 11,5W 100-120V or 220-240V

2700k / 3000k / 4000k

1380lm CRI>90

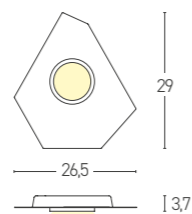
OPTIONAL ACCESSORIES

OKKIO SPOT (36°)

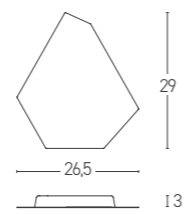
CERTIFICATION



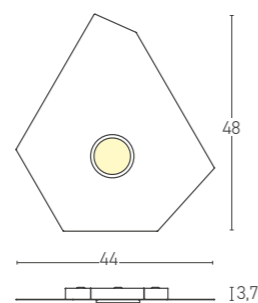
DOMINO



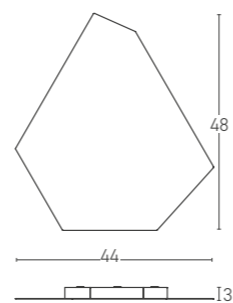
DOMINO ZERO



DOMINO MAXI



DOMINO ZERO MAXI



Units: cm

CONFIGURATOR

Crea il tuo stile / Create your style on page 156

Visit www.lumencenteritalia.com



BASE FINISHES:



DRIVER:
220-240V or 100-120v



COLOUR TEMPERATURES:



COVER FINISHES:



OPTICS:

wide medium honey comb



RING FINISHES:



New accessories complete the selection:
OKKIO SPOT - directional spotlight 36° optics.

Nuovi accessori completano la gamma:
OKKIO SPOT - un faretto direzionabile con ottica di 36°.

CONFIGURATOR

MODEL MODELLO	BASIC FINISHING FINITURA BASE	COVER FINISHING FINITURA SUPERFICIE	RINGS FINISHING FINITURA ANELLI
<input checked="" type="checkbox"/> BRICK Q1	<input checked="" type="checkbox"/> WHITE	<input checked="" type="checkbox"/> WHITE	<input type="checkbox"/> WHITE
BRICK Q4	TITANIUM	TITANIUM	TITANIUM
BRICK R2	SAGE GREEN	SAGE GREEN	SAGE GREEN
BRICK R4	SAND GREY	SAND GREY	SAND GREY
BRAC 1	COR-TEN	COR-TEN	COR-TEN
			<input checked="" type="checkbox"/> GREEN CHARTREUSE
BRAC 4	GOLD FOIL	GOLD FOIL	GREEN CHARTREUSE
BRAC 6	SILVER FOIL	SILVER FOIL	RED
BRAC 10			CHROME
DOMINO			SATIN BRASS
DOMINO ZERO			
DOMINO MAXI			
DOMINO MAXI ZERO			

CREATE YOUR OWN STYLE

VISIT LUMENCENTERITALIA.COM

OPTIQUE OTTICA	COLOUR TEMPERATURE TEMPERATURA COLORE	DRIVER ALIMENTATORE	OPTIONAL ACCESSORIO
<input checked="" type="checkbox"/> WIDE	2700 KELVIN	220/240 VOLT	<input checked="" type="checkbox"/> OKKIO SPOT DIRECTIONABLE SPOTLIGHT 6W 100/120V OR 220/240V 2700K/3000K BEAM 36° SWIVEL VERTICALLY 45° ROTATE HORIZONTALLY 360°
	<input checked="" type="checkbox"/> 3000 KELVIN		
<input checked="" type="checkbox"/> MEDIUM	3000 KELVIN	110/120 VOLT	
	<input checked="" type="checkbox"/> 4000 KELVIN	<input checked="" type="checkbox"/>	
<input checked="" type="checkbox"/> HONEY COMB	4000 KELVIN		

Shape: BRICK QUADRO 4
 Basic finishing: titanium
 Cover finishing: titanium
 Ring: green chartreuse
 Optique: honey comb
 Colour Temperature: 3000k
 Driver: 110/120V
 Optional: NO

CONFIGURE BRICK, BRAC, DOMINO

Create your own lamp and most suitable system with the CONFIGURATOR, having the chance to choose between forms, lumen watts, colours, finishes, colour temperature and optics.

New accessories as OKKIO SPOT, a directional spotlight with optic 36°, make the CONFIGURATOR an option to best express style and personality in infinite ways.

CONFIGURA BRICK, BRAC, DOMINO

Crea la lampada e il sistema più adeguato e armonico attraverso il CONFIGURATORE, avendo la possibilità di scegliere tra forme, potenza luminosa, colori, finiture, temperatura colore della luce ed ottiche.

Nuovi accessori come OKKIO SPOT, un faretto direzionabile con ottica di 36°, fanno del CONFIGURATORE un'opzione per esprimere al meglio stile e personalità con infinite possibilità.



BRAWALL

Geometries of light

Wall lamp with a simple, perfectly circular profile that produces indirect light. **Brawall** is the wall lamp version of the **Brac** collection, where the user can create charming, elegant lighting compositions by playing with different sizes and finishes.

Geometrie di luce

Applique dal semplice e perfetto profilo circolare e luce indiretta, **Brawall** è la versione a parete della collezione **Brac**, con cui creare suggestive ed eleganti composizioni luminose giocando con le diverse grandezze e finiture.



BRAWALL

Wall lamp made in die-cast aluminum and coated with epoxy powder. Possibility to choose among various finishes. Available in three diameters: 16 cm, 21 cm, and 26 cm, with their respective LED SMD lighting sources of 6, 12, and 18 Watts. On-Off electronic power supply integrated into the lamp body.

Lampada a parete realizzata in pressofusione d'alluminio, verniciata a polveri epossidiche. Possibilità di scegliere tra diverse finiture. Disponibile in tre diametri da 16, 21, 26 cm e relative sorgenti LED SMD da 6, 12 e 18 Watt. Alimentatore elettronico On-Off integrato nel corpo lampada.



FINISHES

- 103 Black FT
- 105 White FT
- 115R Sand grey FT
- 126 Sage green FT
- 130 Gold foil
- 131 Silver foil
- 139 Cor-ten FT

DIFFUSER

PMMA Metacrylate

ELECTRONIC DRIVER

Included ON-OFF

LIGHT SOURCE


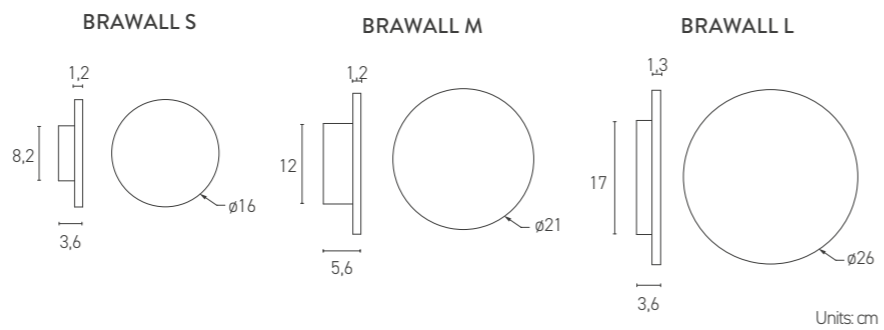

LED SMD 220-240V

BRAWALL S 6W 330lm 3000k

BRAWALL M 12W 801lm 3000k

BRAWALL L 18W 1264lm 3000k
CRI>90

CERTIFICATION



BRIWALL

Geometries of light

Wall lamp with an essential design where compositional rigor and ingenuity come together perfectly. **Briwall** is the new wall lamp from the **Brick** collection, characterized by its clear, square silhouette and indirect lighting.

Geometrie di luce

Applique dal design essenziale, in cui ingenuità e rigore compositivo si uniscono. **Briwall** costituisce la nuova versione a parete della collezione **Brick**, dalla netta silhouette quadrata e luce indiretta.



BRIWALL

Wall lamp made of die-cast aluminum and epoxy-powder coating. A variety of finishes are available.

Two dimensions: 15x15 and 20x20 cm, along with their respective LED SMD lighting sources of 12 and 18 Watts.

On-Off electronic power supply integrated into the lamp body.

Lampada da parete realizzata in pressofusione d'alluminio e verniciata a polveri epossidiche. Possibilità di scegliere tra diverse finiture. Disponibile in due dimensioni da 15x15 e 20x20 cm e relative sorgenti LED SMD da 12 e 18 Watt.

Alimentatore elettronico On-Off integrato nel corpo lampada.



FINISHES

- 103 Black FT
- 105 White FT
- 115R Sand grey FT
- 126 Sage green FT
- 130 Gold foil
- 131 Silver foil
- 139 Cor-ten

DIFFUSER

PMMA Metacrylate

ELECTRONIC DRIVER

Included ON-OFF

LIGHT SOURCE

LED SMD 220-240V

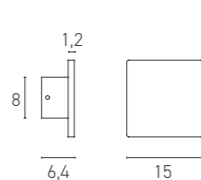
BRIWALL S 12W 801lm 3000k

BRIWALL 18W 1264lm 3000k
CRI>90

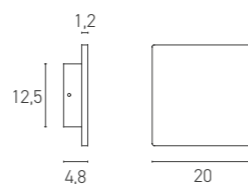
CERTIFICATION

CE  Classe I IP20

BRIWALL S



BRIWALL



Units: cm



FLAT

FAMILY

Layers of light

As slender and elegant as a layer of light, **Flat** is an extraordinary lighting system designed by VillaTosca Design that condenses the surface of the lamp body to just 8 mm, providing impressive advantages in lightness, visual clarity, and space. **Flat** emits direct light both upward and downward, thanks to the openings on both top and bottom.

Fogli di luce

Sottile ed elegante come un foglio luminoso, **Flat** è il sorprendente sistema di illuminazione disegnato da VillaTosca Design che condensa al minimo la superficie del corpo lampada in 8 mm, con notevoli vantaggi in termini di leggerezza, pulizia visiva e riduzione degli ingombri. La luce emessa risulta diretta verso il basso e al contempo verso l'alto, grazie ai tagli nella parte superiore.



FLAT

04 / 05 / 06



Series of slim suspension lamps with 4, 5, or 6 light spots arranged in a line. The structure is 8 mm thick and made with two sheets of natural anodized aluminum interposed by a layer of transparent methacrylate. It creates indirect light upward and direct light downward through polycarbonate lenticular diffusers. A variety of finishes are available. Includes dimmable power supply embedded in the ceiling rose and self-supporting transparent power cables.

Serie di sottili sospensioni a 4, 5 o 6 punti luce disposti linearmente. La struttura di spessore 8 mm, realizzata da due lamine di alluminio anodizzato naturale fraposte da uno strato di metacrilato trasparente, fornisce luce indiretta verso l'alto e luce diretta verso il basso attraverso diffusori lenticolari in policarbonato. Possibilità di scegliere tra diverse finiture. Alimentatore dimmerabile alloggiato nel rosone. Cavi autoportanti di alimentazione trasparenti.



FINISHES

- 172 Natural anodized aluminum
- 105 White FT
- 130 Gold foil
- 131 Silver foil

DIFFUSER

Lenticular PC

CABLE

Transparent

ELECTRONIC DRIVER

220/240V Dimmable only TRIAC
100/120V Dimmable only PUSH / 1-10V

LIGHT SOURCE

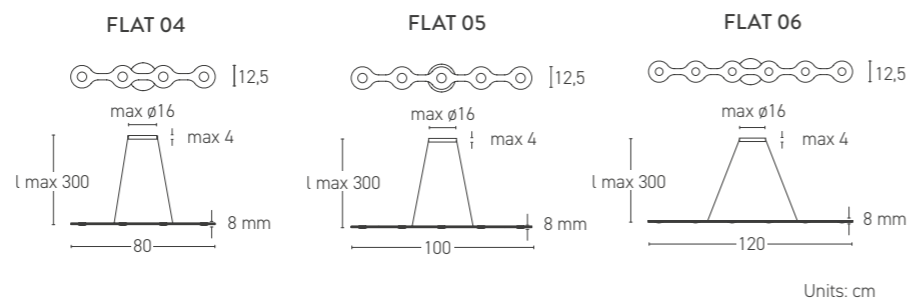
FLAT 04: LED 25W
2250lm 2700k CRI>90
2500lm 3000k CRI>90

FLAT 05: LED 32W
2850lm 2700k CRI>90
3150lm 3000k CRI>90

FLAT 06: LED 38W
3420lm 2700k CRI>90
3800lm 3000k CRI>90

CERTIFICATION

CE PS E F Classe I IP20



FLAT RING

3 / 6 / 12



Series of slender suspension lamps with 3, 6, or 12 LED light spots arranged in a circle. The structure is 8 mm thick and made with two sheets of natural anodized aluminum interposed by a layer of transparent methacrylate. It creates indirect light upward and direct light downward through polycarbonate lenticular diffusers. A variety of finishes are available. Includes dimmable power supply embedded in the ceiling rose and self-supporting transparent power cables.

Serie di sottili sospensioni a 3, 6 o 12 punti luce a LED disposti in circolo. La struttura di spessore 8 mm, realizzata da due lamine di alluminio anodizzato naturale fraposte da uno strato di metacrilato trasparente, fornisce luce indiretta verso l'alto e luce diretta verso il basso attraverso diffusori lenticolari in policarbonato. Possibilità di scegliere tra diverse finiture. Alimentatore dimmerabile alloggiato nel rosone. Cavi autoportanti di alimentazione e sospensioni trasparenti.



FINISHES

- 172 Natural anodized aluminum
- 105 White FT
- 130 Gold foil
- 131 Silver foil

DIFFUSER

Lenticular PC

CABLE

Transparent

ELECTRONIC DRIVER

220/240V Dimmable only TRIAC
100/120V Dimmable only PUSH / 1-10V

LIGHT SOURCE

FLAT RING 3: LED 19W

1700lm 2700k CRI>90
1890lm 3000k CRI>90

FLAT RING 6: LED 38W

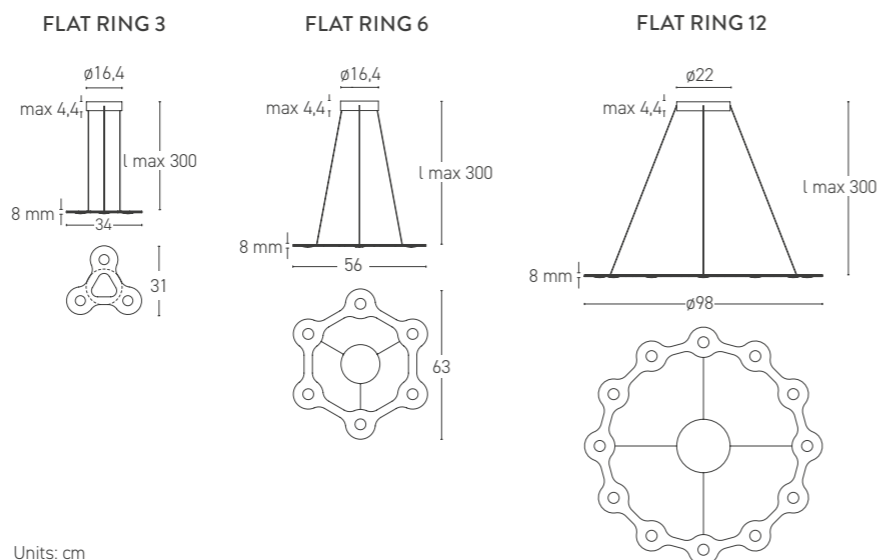
3420lm 2700k CRI>90
3800lm 3000k CRI>90

FLAT RING 12: LED 76W

6800lm 2700k CRI>90
7560lm 3000k CRI>90

CERTIFICATION

CE PS E F Classe I IP20



Units: cm



FLAT SATURN

1/2/3



Flat Saturn is a lighting system that combines the Ring3, Ring6, and Ring12 models in a single suspension lamp. The lamp is available in dual versions: R3+R6 or R6+R12, and a three-piece model with R3+R6+R12. A variety of finishes are available. Includes dimmable power supply embedded in the ceiling rose and self-supporting transparent power cables.

Come una costellazione, **Flat Saturn** è un sistema di illuminazione che combina i modelli Ring3, Ring6, Ring12 in un'unica sospensione. La lampada è disponibile nelle versioni a due elementi R3+R6, R6+R12 e nel modello a tre costruito combinando R3+R6+R12. Possibilità di scegliere tra diverse finiture. Alimentatore dimmerabile alloggiato nel rosone. Cavi autoportanti di alimentazione trasparenti.



FINISHES

- 172 Natural anodized aluminum
- 105 White FT
- 130 Gold foil
- 131 Silver foil

DIFFUSER

Lenticular PC

CABLE

Transparent

ELECTRONIC DRIVER

220/240V Dimmable only TRIAC
100/120V Dimmable only PUSH / 1-10V

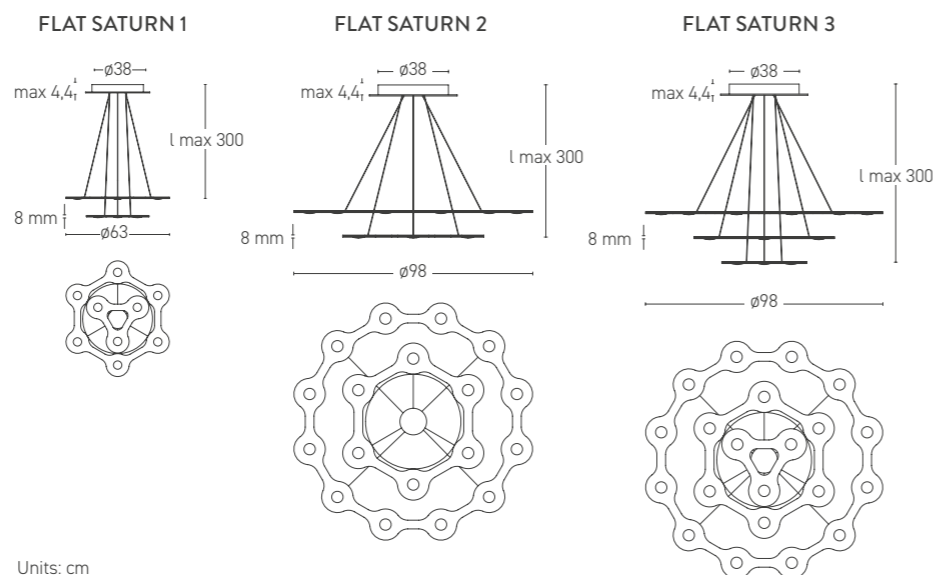
LIGHT SOURCE

FLAT SATURN 1: LED 57W
5100lm 2700k CRI>90
5670lm 3000k CRI>90

FLAT SATURN 2: LED 113W
10170lm 2700k CRI>90
11300lm 3000k CRI>90

FLAT SATURN 3: LED 132W
11900lm 2700k CRI>90
13323lm 3000k CRI>90

CERTIFICATION



EGO

FAMILY

Industrial minimalism

Both the suspended lamp and floor lamp version of **Ego** are the perfect combination of minimalist design and the typically industrial style of the profile and aesthetic of their materials.

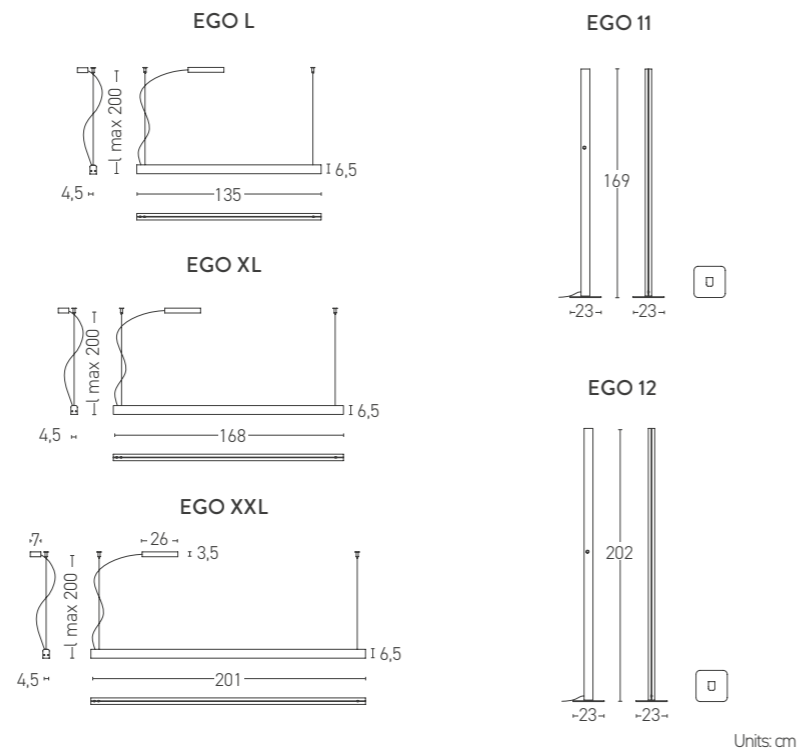
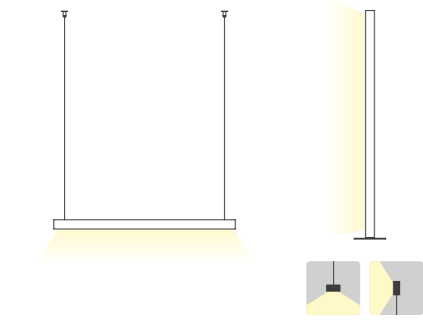
Minimalismo industriale

Nella versione a sospensione come in quella a terra, la lampada **Ego** è un perfetto connubio tra il design minimalista e il carattere tipicamente industriale del profilo e dell'estetica dei materiali.



EGO L / XL / XXL Powerful suspension lamps available in three lengths: Ego L - 135 cm, XL - 168 cm, XXL - 201 cm. White opal PMMA diffuser and LED lighting source that emits direct light with a color temperature of 2700k or 3000k, CRI>90. Finishes in FT white, FT black, FT cor-ten and sandblasted aluminum. Transparent power cable and TRIAC dimmable power supply included. **EGO 11 / 12** Powerful floor lamp available in two heights: Ego 11 - 169 cm and EGO 12 - 202 cm. White opal PMMA diffuser and LED lighting source that emits direct light with a color temperature of 2700k or 3000k, CRI>90. Finishes in FT white, FT black, FT cor-ten steel and sandblasted aluminum. Transparent power cable. Dimmable through a button located on the lamp body.

EGO L / XL / XXL Potente lampada a sospensione disponibile in tre lunghezze: Ego L - 135 cm, XL - 168 cm, XXL - 201 cm. Diffusore in PMMA bianco opale e sorgente luminosa LED a luce diretta con temperatura colore 2700k o 3000k, CRI>90. Finiture in bianco FT, nero FT, cor-ten FT e alluminio sabbaiato. Cavo di alimentazione trasparente. Alimentatore dimmerabile TRIAC incluso. **EGO 11 / 12** Potente lampada da terra disponibile in due altezze: Ego 11 - 169 cm e EGO 12 - 202 cm. Diffusore in PMMA bianco opale e sorgente luminosa LED a luce diretta con temperatura colore 2700k o 3000k, CRI>90. Finiture in bianco FT, nero FT, cor-ten FT e alluminio sabbaiato. Cavo di alimentazione trasparente. Regolatore d'intensità incluso tramite il pulsante sul corpo lampada.



FINISHES

- 103 Black FT
- 105 White FT
- 121 Sandblasted aluminum
- 139 Cor-ten FT

DIFFUSER

PMMA methacrylate

CABLE

Transparent

ELECTRONIC DRIVER

EGO L / XL / XXL

Dimmable driver included TRIAC

EGO 11 / 12

Dimmable driver included

LIGHT SOURCE

LED 100-120V or 220-240V

2700k or 3000k CRI>90

EGO L 28W 3360lm

EGO XL 34W 4080lm

EGO XXL 40W 4800lm

EGO 11 34W 4080lm

EGO 12 40W 4800lm

CERTIFICATION



EGO L / XL / XXL Classe I



MORGANA

Lightness and austerity

A slender, lightweight profile of parallelepipeds featuring a clean, subdued design. **Morgana** is a suspension lamp made of natural or black anodized extruded aluminum. White opal PMMA diffuser with a light strip that can be adjusted upward or downward. LED lighting source with a color temperature of 2700k or 3000k, CRI>90. Available in three lengths: Morgana S - 143 cm, Morgana M - 176 cm, Morgana L - 209 cm. Transparent power cable and TRIAC dimmable power supply included.

Leggerezza e sobrietà

Sottile e leggero profilo a parallelepipedo dal design pulito e sobrio, **Morgana** è la lampada a sospensione realizzata in alluminio estruso anodizzato naturale o nero. Diffusore in PMMA bianco opale con fascio luminoso orientabile verso l'alto o verso il basso. Sorgente LED con temperature colore 2700k o 3000k, CRI>90. Disponibile in tre lunghezze: Morgana S - 143 cm, Morgana M - 176 cm, Morgana L - 209 cm. Cavo di alimentazione trasparente. Alimentatore dimmerabile TRIAC incluso.



FINISHES

- 172 Natural anodized aluminum
- 174 Black anodized aluminum

DIFFUSER

PMMA methacrylate

CLIPS

Black plastic or transparent plastic

CABLE

Transparent

ELECTRONIC DRIVER

Dimmable included TRIAC

CEILING ROSE

○ 106 Matte white

LIGHT SOURCE

LED 100-120V or 220-240V

2700k or 3000k CRI>90


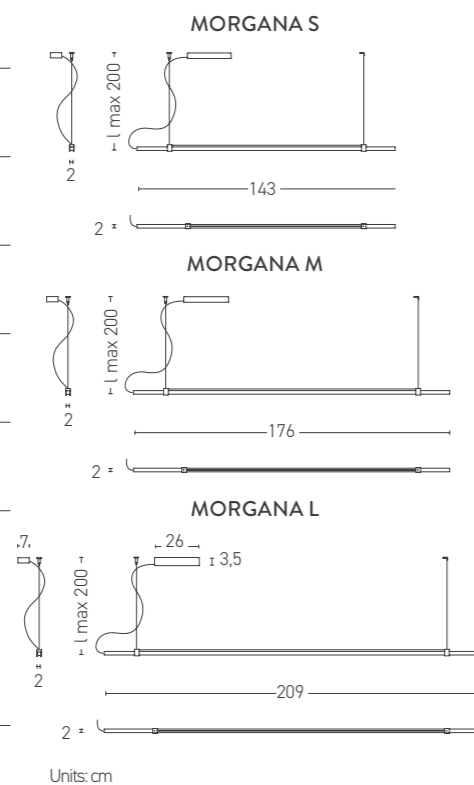
MORGANA S 28W 3360lm

MORGANA M 34W 4080lm

MORGANA L 40W 4800lm

CERTIFICATION

CE  Classe I IP20



SIBYLLA

Dynamic lines of light

Essential and dynamic, **Sibylla BT** is a suspension lamp with a slim, elongated form made of a simple aluminum bar that is height adjustable. Available in three different lengths: S - 143 cm, M - 176 cm and L - 209 cm, **Sibylla BT** creates surprisingly novel lighting scenarios thanks to its sliding system, allowing the user to vary the distance from the ceiling and the illuminated surface. The sophisticated dynamic light LED technology allows the user to control the intensity and the color temperature of the light. Using the LCI Light App (download link in the instruction manual), you can easily switch from 2700 degrees Kelvin, which corresponds to the light just before sunset, to 6300 degrees Kelvin, creating the effect of the sun in broad daylight.

Dinamiche linee di luce

Essenziale e dinamica, **Sibylla BT** è la lampada a sospensione dalla forma allungata e sottile, costituita da una semplice barra in alluminio regolabile in altezza. Disponibile in tre diverse lunghezze, S - 143 cm, M - 176 cm e L - 209 cm, **Sibylla BT** crea scenografie luminose sempre nuove anche grazie al sistema saliscendi che permette di variane la distanza dal soffitto e dalla superficie illuminata. La sofisticata tecnologia dei LED a luce dinamica permette di controllare non solo l'intensità, ma anche la temperatura colore della luce. Tramite LCI Light App (scaricabile dalle istruzioni di montaggio) si può passare liberamente da 2700 gradi Kelvin, che corrispondono alla luce del sole poco prima del tramonto, a 6300 gradi Kelvin, per un effetto sole in pieno giorno.



FINISHES

- 172 Natural anodized aluminum
- 174 Black anodized aluminum

DIFFUSER

PMMA methacrylate

CLIPS

Black plastic or transparent plastic

COUNTERWEIGHT CYLINDER

- 150 Chrome

CEILING ROSE

- 106 Matte white

CABLE

Black with steel stop and steel wire

ELECTRONIC DRIVER

Two-channel dimmer included
Control with (Bluetooth) application for
Android and iOS Systems.

LIGHT SOURCE

LED 100/240V

Dinamic White Control DWC
DWC 2700/6300k CRI>90

SIBYLLA BT S 24W

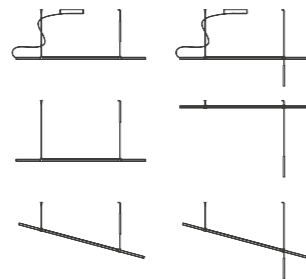
SIBYLLA BT M 30W

SIBYLLA BT L 36W

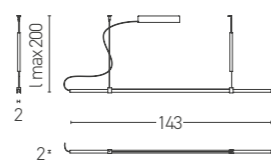
CERTIFICATION

CE PS E F Classe I IP20

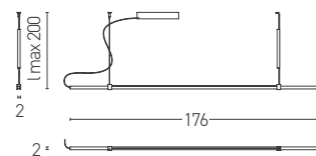
SET-UP MODALITIES



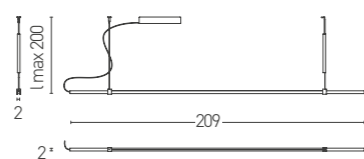
SIBYLLA BT S





SIBYLLA BT M



SIBYLLA BT L



Units: cm



CROCHET

A bracket of light

Wall lamp with indirect light, **Crochet** has a simple, distinctive line that recalls a bracket parenthesis. Diffuser made in extruded aluminum with die-cast heads coated in epoxy powder. Available in FT white, FT black, and gres dove-grey finishes. Available in three sizes: S – 21,5 cm, M – 29,5 cm, L – 37,5 cm. The respective LED SMD light sources are 10 / 20 / 30 Watts. On-Off electronic power supply integrated.

Una parentesi di luce

Lampada da parete a luce indiretta, **Crochet** ha una linea semplice e caratteristica che cita la forma di una parentesi graffa. Diffusore in estruso di alluminio con testate di chiusura in pressofusione, verniciata a polveri epossidiche. Disponibile nelle finiture bianco FT, nero FT e gres grigio-tortora. Disponibile in tre lunghezze: S - 21,5 cm, M - 29,5 cm, L - 37,5 cm. Le relative sorgenti LED SMD sono da 10 / 20 / 30 Watt. Alimentatore elettronico On-Off integrato nel corpo lampada.

FINISHES

- 103 Black FT
- 105 White FT
- 140 Gres Dove-grey

DIFFUSER

PMMA methacrylate

ELECTRONIC DRIVER

Included ON/OFF

LIGHT SOURCE

LED SMD 220-240V

CROCHET S 10W 870lm/910lm 2700/3000k


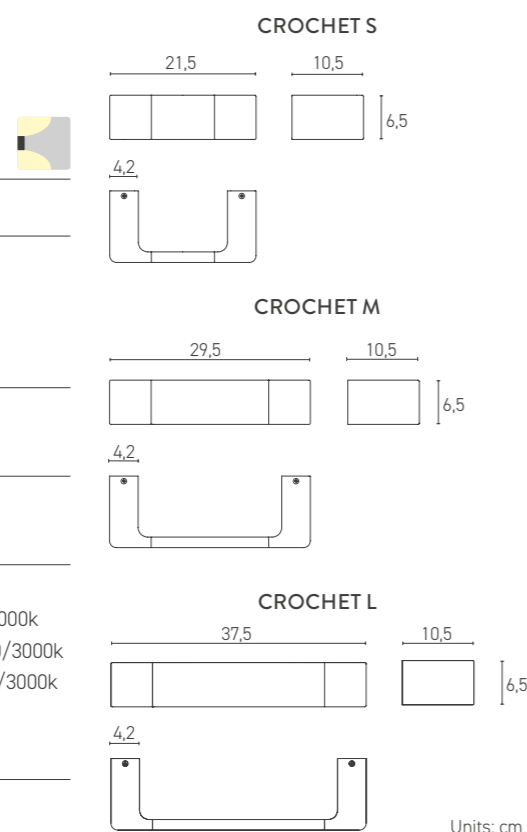
CROCHET M 20W 1750lm/1820lm 2700/3000k

CROCHET L 30W 2620lm/2730lm 2700/3000k

CRI>90

CERTIFICATION

CE  Classe I IP20





FOLIAGE

Natural arabesque

Delicate and decorative, this creation by Enrico Azzimonti recalls the natural arabesque drawings of autumnal leaves that twirl through the air before settling to the ground. **Foliage** has a wall and ceiling version available in FT white and FT sand grey finishes. LED light source is 2x6W 1200lm for the 38 cm version and 4x6W 2400lm for the 56 cm version.

Arabeschi naturali

Delicata e decorativa, la creazione di Enrico Azzimonti richiama gli arabeschi naturali disegnati dalle foglie che volteggiano nell'aria prima di posarsi a terra, tipici del foliage autunnale. Declinata in versione da parete e a plafoniera, **Foliage** è disponibile nelle finiture bianco FT e grigio sabbia FT. Sorgente luminosa LED da 2x6W 1200lm per la versione P da 38 cm e 4x6W 2400lm per la versione da 56 cm.



FINISHES

- 105 FT + 106
Fine textured White and Matte white
- 115R FT + 106
Fine textured Sand grey and Matte white

ELECTRONIC DRIVER

Dimmable included TRIAC

LIGHT SOURCE

100/120V or 220/240V

FOLIAGE

LED Total power 24W
2400lm 2700k CRI>90

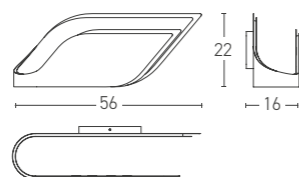
FOLIAGE P

LED Total power 12W
1200lm 2700k CRI>90

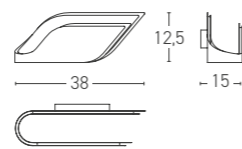
CERTIFICATION

CE PS E F Classe I IP20

FOLIAGE



FOLIAGE P



Units: cm



GILLES

Compact design, dual lighting

Wall lamp in extruded aluminum with a compact and essential profile, **Gilles** stands out for its unique shape with a dual light strip oriented both upward and downward.

LED lighting source with CRI>90, color temperature 2700k or 3000k, and dimmable TRIAC. Available in three sizes: 14 cm, 26 cm, 38 cm. Finish in FT white.

Design compatto, doppia luminosità

Lampada da parete in alluminio estruso dalla silhouette compatta ed essenziale, **Gilles** si contraddistingue per la particolare conformazione che consente di avere un doppio fascio luminoso, orientato verso l'alto e verso il basso. Sorgente LED con CRI>90, temperature colore 2700k o 3000k, dimmerabile TRIAC. Disponibile in tre lunghezze: 14 cm, 26 cm, 38 cm. Finitura in bianco FT.



FINISHES

- 105 White FT (Standard)
- Other finishes on request.

DIFFUSER

PMMA methacrylate

ELECTRONIC DRIVER

GILLES / S / L

Dimmable driver included TRIAC

LIGHT SOURCE

LED 100-120V or 220-240V
2700k or 3000k CRI>90

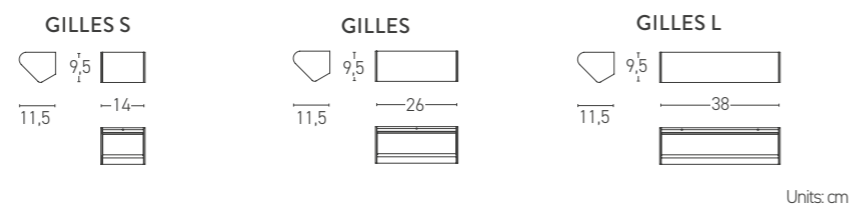
GILLES S Up 15W Down 5W 2400lm

GILLES Up 30W Down 10W 4800lm

GILLES L Up 45W Down 15W 7200lm

CERTIFICATION

CE  Classe I IP20



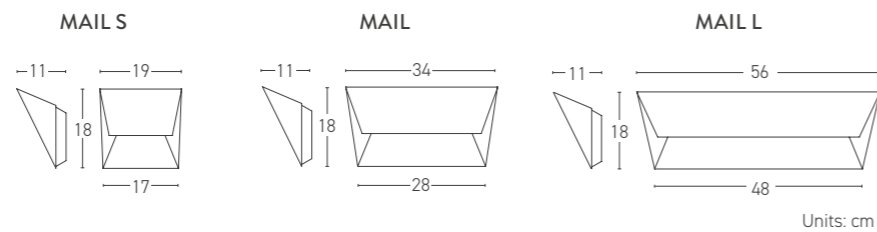
MAIL

Irony and simplicity

Simple, amusing, ironic: the **Mail** series of wall lamps draws inspiration from the geometry of a modern envelope. Available in three sizes: 19 cm, 34 cm and 56 cm emitting indirect light through LED lighting sources. Available in white or FT sand grey finishes.

Ironia e semplicità

Semplice, divertente, ironica: la serie di applique **Mail** trae ispirazione dalla geometrica forma di una moderna busta da lettera. Disponibile in tre grandezze: 19 cm, 34 cm e 56 cm forniscono luce indiretta attraverso sorgenti LED. Disponibili nelle finiture bianco o grigio sabbia FT.



FINISHES

- 106 Matte white
- 115R FT Sand grey


ELECTRONIC DRIVER

- MAIL S** LED Drive included ON-OFF
- MAIL** LED Dimmable driver included TRIAC
- MAIL L** Dimmable driver included TRIAC

LIGHT SOURCE

- MAIL S** LED 220/240V
LED 9,2W 780lm 3000k CRI>90
- MAIL** LED 100/120V or 220/240V
LED 25W 2320lm 3000k CRI>90
- MAIL L** LED
LED Total power 40W 220/240V
3765lm 3000k CRI>90

CERTIFICATION



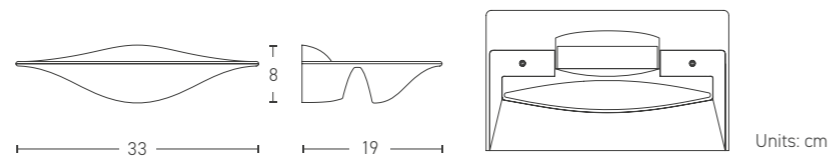
HINODE

Bright horizon

Wall lamp freely inspired by daylight that rises and then sets on the horizon, **Hinode** emits a rich light upward and diffuses a soft light downward through an opening in the lamp body. Made in die-cast aluminum with a LED lighting source. Available in matte white finish.

Orizzonte luminoso

Lampada da parete liberamente ispirata alla luce del giorno che sorge e tramonta sulla linea dell'orizzonte, **Hinode** illumina generosamente verso l'alto e diffonde, attraverso una fessura nel corpo lampada, una morbida luce verso il basso. Realizzata in alluminio pressofuso con sorgente LED. Disponibile nella finitura bianco opaco.



FINISHES

○ 106 Matte white

ELECTRONIC DRIVER

HINODE Dimmable included TRIAC

LIGHT SOURCE

HINODE 100/120V or 220/240V

LED Total power 42W
3850lm 3000k CRI>90

CERTIFICATION

CE PS E F Classe I IP20



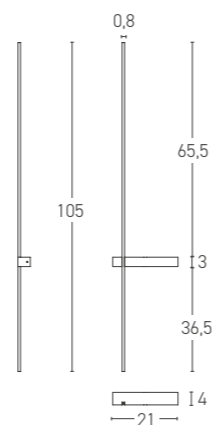
OUTLINE

Graphisms of light

Outline is a slender wall lamp made in aluminum and designed by the architect Francesco Murano. The light and frame combine to become a luminist fresco that cuts through space: its graphic mark has an intense visual impact and endows the wall and surrounding area with unique character. The integrated LED sources have exceptionally high color rendering. Available in versions with "Total White" and "Red Light" lighting at the end. Available finishes include FT white, FT black, and FT red.

Grafismi di luce

Outline è la sottile applique in alluminio disegnata dall'architetto Francesco Murano. Luce e struttura si uniscono per diventare un affresco luministico tracciato nello spazio: un segno grafico di forte impatto visivo, capace di caratterizzare la parete e l'ambiente circostante. Le sorgenti LED integrate hanno un'altissima resa cromatica. Disponibile nelle versioni con luce all'estremità "Total White" e "Red Light". Le finiture disponibili sono bianco FT, nero FT o rosso FT.



Units: cm

FINISHES

- 103FT Black + 172 Natural anodized
- 105FT White + 172 Natural anodized
- 129FT Red + 172 Natural anodized

ELECTRONIC DRIVER

Included ON/OFF

LIGHT SOURCE

LED 12W + 1W Red
50/60 Hz 220/240V 1560lm 3000k CRI>90

LED 12W Total White
50/60 Hz 220/240V 1560lm 3000k CRI>90

CERTIFICATION

CE  Classe I IP20



PAOLO CAPPELLO

ODILE

FAMILY

The balance of simplicity

Soft, iconic series of lamps that balance the elegance of their profiles with linear simplicity. In **Odile**, the enveloping, wispy shapes are delicately drawn and the refined use of pastel tones makes the overall effect delicate and harmonious.

L'equilibrio della semplicità

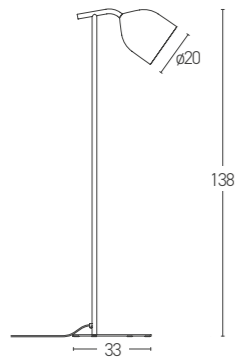
Morbida e iconica serie di lampade che equilibra l'eleganza dei profili alla semplicità delle linee. In **Odile** le forme avvolgenti, sussurrate, tratteggiate con dolcezza e lo studio del colore nell'utilizzo dei toni pastello, rendono l'effetto d'insieme armonioso e delicato.



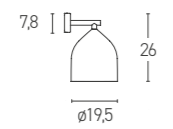
ODILE

TERRA / PARETE

ODILE TERRA



ODILE PARETE



Units: cm

The **Odile** family is enriched by the Odile Parete wall version and Odile Terra floor version. The structure is in metal and the shade in aluminum, coated with epoxy powder. Available in FT white, FT anthracite grey, FT sage green, and FT mustard finishes.

La famiglia **Odile** si arricchisce della versione applique Odile Parete e terra Odile Terra. La struttura è in metallo e la calotta in alluminio, verniciate a polveri epossidiche. Disponibile nelle finiture bianco FT, grigio antracite FT, verde salvia FT e senape FT.



FINISHES

- 105 FT White
- 125 FT Anthracite grey
- 126 FT Sage green
- 127 FT Senape

CABLE

Transparent

SUGGESTED LIGHT SOURCE

220/240V E27

100/120V E26

Halogen ECO max 57W

LED Globe

LED

CERTIFICATION



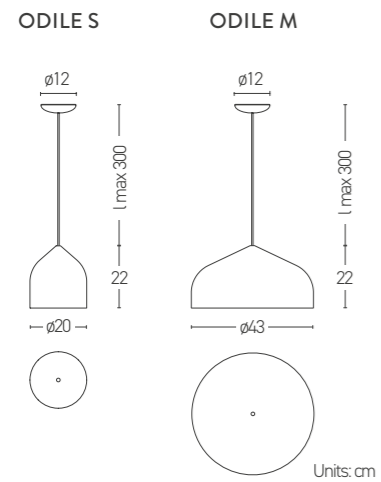
ODILE PARETE Classe I



PAOLO CAPPELLO

ODILE

S / M



The suspension lamps from the **Odile** series are available in two different shapes and diameters, S - 20 cm and M - 43 cm. The shade is made in aluminum coated in epoxy powder and it is available in FT white, FT anthracite grey, FT sage green and FT mustard.

Le lampade a sospensione della serie **Odile** sono disponibili in due differenti forme e diametri, S - 20 cm e M - 43 cm. Calotta in alluminio verniciata a polveri epossidiche, disponibile nelle finiture bianco FT, grigio antracite FT, verde salvia FT e senape FT.



FINISHES

- 105 FT White
- 125 FT Anthracite grey
- 126 FT Sage green
- 127 FT Senape

CEILING ROSE

ABS White

CABLE

Transparent

SUGGESTED LIGHT SOURCE

220/240V E27

100/120V E26

Halogen ECO

ODILE S 1x57W max

ODILE M 1x77W max

LED Globe

LED

CERTIFICATION



PAOLO CAPPELLO

ODILE

PENDANT 3 / 5



In the chandelier version, **Odile** has a white opaque ceiling mount equipped with 3 or 5 arms arranged in a radial pattern, allowing the user to combine the Pendant with the Odile S and M suspension lamps.

Nella versione a lampadario, **Odile** presenta l'attacco al soffitto di colore bianco opaco, dotato di 3 o 5 bracci disposti a raggiera, che consente la libera configurazione delle sospensioni Odile S e M.



FINISHES

- 105 FT White
- 125 FT Anthracite grey
- 126 FT Sage green
- 127 FT Senape

CEILING ROSE

- 106 Matte white

CABLE

Transparent

SUGGESTED LIGHT SOURCE

220/240V E27

100/120V E26

Halogen ECO

ODILE S 1x57W max

ODILE M 1x77W max

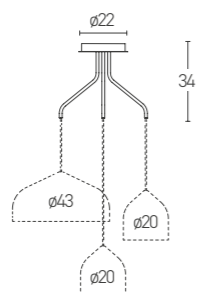
LED Globe

LED

CERTIFICATION

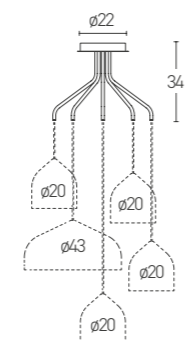


ODILE PENDANT 3



— ø max 80 —

ODILE PENDANT 5



— ø max 80 —

Units: cm



PAOLO CAPPELLO

ZERO

FAMILY

The essential nature of the circle

The perfect mathematical symbol that also embodies the concept of infinity is the inspirational key for the new family of **Zero** lamps designed by Paolo Cappello, creating an essential effect that is both elegant and perfectly refined in every detail.

L'essenzialità del cerchio

Il simbolo matematico per eccellenza che racchiude in sé l'infinito è la chiave ispirazionale della nuova famiglia di lampade **Zero** disegnata da Paolo Cappello, per un effetto essenziale, elegante e perfettamente rifinito in ogni dettaglio.



PAOLO CAPPELLO

ZERO

S / M / L

Suspension lamp in turned aluminum in sheets of three dimensions: S - 30, M - 45 and L - 60 cm, coated with epoxy powder. Fine details in aluminum anodized gold. Available in different finishes. Integrated LED SMD light sources that emit direct light. TRIAC dimmable power supply included.

Sospensione in alluminio tornito in lastra in tre dimensioni: S - 30, M - 45 e L - 60 cm, verniciata a polveri epossidiche. Disponibile in diverse finiture, con dettaglio in alluminio anodizzato oro. Sorgente luminosa LED SMD integrata a luce diretta. Alimentatore elettronico dimmerabile TRIAC incluso.



FINISHES

- 103 FT Black
- 105 FT White
- 138 FT Brown Red
- 140 Gres Dove-grey

DECOR

- 178 Gold Anodized

DIFFUSER

PMMA metacrylate

CABLE

Transparent 300 cm max

ELECTRONIC DRIVER

Dimmable included TRIAC

LIGHT SOURCE

LED SMD 220/240V

ZERO S 15W 1150lm 2700k

ZERO S 15W 1200lm 3000k

ZERO M 28W 2020lm 2700k

ZERO M 28W 2100lm 3000k

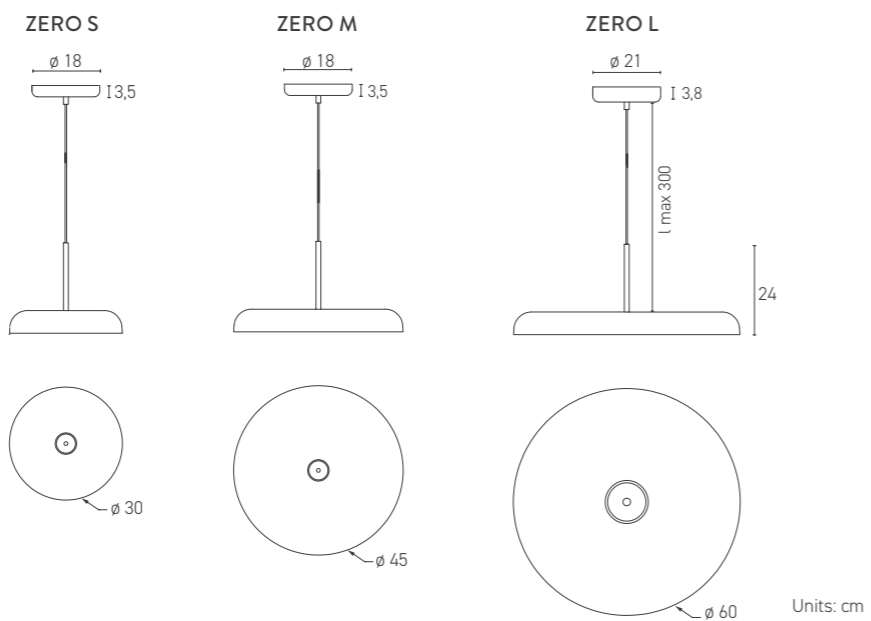
ZERO L 48W 3456lm 2700k

ZERO L 48W 3600lm 3000k

CRI>90

CERTIFICATION

CE F Classe I IP20



ZERO

40 / 50 / 60 / 80

Ceiling lamp available in 40, 50, 60 and 80 cm diameters in turned aluminum coated with epoxy powder. Available in different finishes. Integrated LED SMD light sources that emit direct light. TRIAC dimmable power supply included.

Plafoniera disponibile nei diametri 40, 50, 60 e 80 cm in alluminio tornito, verniciata a polveri epossidiche. Disponibile in diverse finiture. Sorgente luminosa LED SMD integrata con luce diretta. Alimentatore elettronico dimmerabile TRIAC incluso.



FINISHES

- 103 FT Black
- 105 FT White
- 138 FT Brown Red
- 140 Gres Dove-grey

DIFFUSER

PMMA metacrylate

ELECTRONIC DRIVER

Dimmable included TRIAC

LIGHT SOURCE

LED SMD 220/240V

ZERO 40 28W 2100lm 2700k

ZERO 40 28W 2200lm 3000k

ZERO 50 44W 3260lm 2700k

ZERO 50 44W 3400lm 3000k

ZERO 60 56W 4300lm 2700k

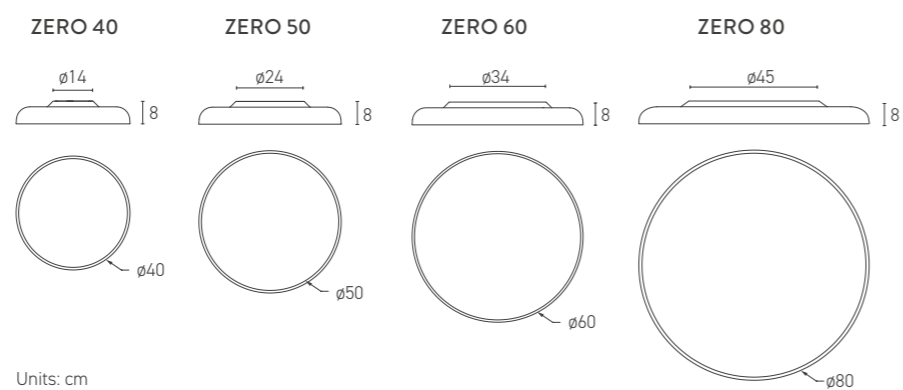
ZERO 60 56W 4480lm 3000k

ZERO 80 90W 6750lm 2700k

ZERO 80 90W 7200lm 3000k

CRI>90

CERTIFICATION



ZERO 40




ZERO 50



ZERO 60



ZERO 80



ICE

FAMILY
ICEGLOBE / ICELIGHT / SUMO

Spheres of arctic light

The **Ice** Family is the historical family of suspension, ceiling, wall, floor, and table lamps designed by VillaTosca Design in the 2000s. Made in micro-perforated polycarbonate, their soft, minimal lines and unique texture simulate a glacial surface and create a fascinating shine of arctic light.

Sfere di luce artica

Le linee morbide e minimali e la particolare texture a simulare una superficie ghiacciata, per un suggestivo effetto di luce artica: **Ice** Family è la storica famiglia di lampade a sospensione, plafoniera, applique, da terra e da tavolo disegnate da VillaTosca Design negli anni Duemila e realizzate in policarbonato microforato.



VILLATOSCA DESIGN

ICEGLOBE

S / LS / MAXI S / GIANT S

Iceglobe suspension lamps are made in 30, 45, 57 and 78 cm. Diffuser made in micro-perforated polycarbonate with an elegant ceiling rose in satin nickel. It is possible to offset the ceiling mount for models: Ig S, Ig LS, Ig Maxi S.

Iceglobe nelle versioni a sospensione da 30, 45, 57 e 78 cm. Diffusore realizzato in policarbonato microforato, con elegante rosone in nichel satinato. Possibilità di attacco a soffitto decentrato per i modelli: Ig S, Ig LS, Ig Maxi S.



FINISHES

● 166 Satin nickel

DIFFUSER

PC Polycarbonate

CABLE

Transparent

SUGGESTED LIGHT SOURCE

220/240V E27

100/120V E26

 Halogen ECO

ICEGLOBE S max 1x77W

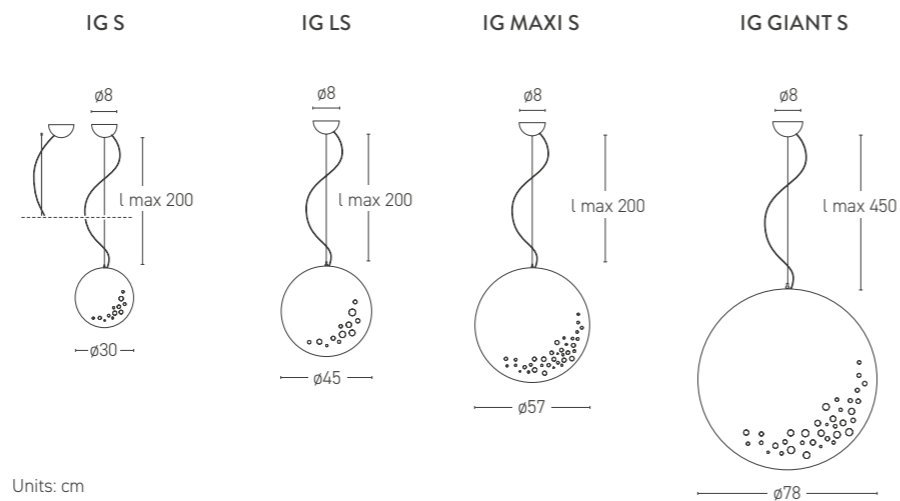
ICEGLOBE LS / MAXI S max 1x116W

ICEGLOBE GIANT S max 1x205W

 **LED**

CERTIFICATION

   Classe I IP20



ICEGLOBE

SEMI MAXI / SEMI GIANT

Iceglobe half-sphere suspension lamp with 57 or 78 cm diameters. Diffuser made in micro-perforated polycarbonate with an elegant ceiling rose in satin nickel. It is possible to offset the ceiling mount for Ig Semi Maxi.

Iceglobe nelle versioni a semisfera a sospensione da 57 o 78 cm di diametro. Diffusore realizzato in policarbonato microforato, rosone con finitura nichel satinato. Possibilità di attacco a soffitto decentrato per il modello Ig Semi Maxi.



FINISHES

● 166 Satin nickel

DIFFUSER

PC Polycarbonate

CABLE

Transparent

SUGGESTED LIGHT SOURCE

220/240V E27

100/120V E26

Halogen ECO

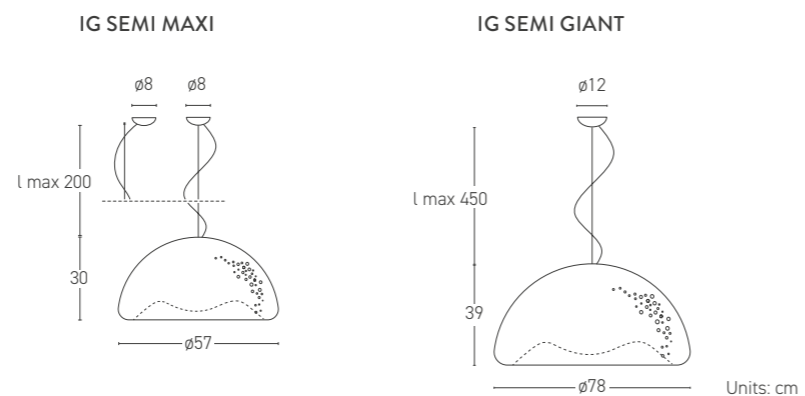
ICEGLOBE SEMI MAXI max 1x116W

ICEGLOBE SEMI GIANT max 3x116W

LED

CERTIFICATION

CE PS E F Classe I IP20



ICEGLOBE

21 / 21L

Iceglobe wall lamp with 30 and 45 cm diameters. Diffuser made in micro-perforated polycarbonate with wall mount in satin nickel.

Iceglobe nelle versioni da parete e plafone con diametro 30 e 45 cm. Diffusore realizzato in policarbonato microforato, attacco a muro con finitura nichel satinato.



FINISHES

● 166 Satin nickel

DIFFUSER

PC Polycarbonate

SUGGESTED LIGHT SOURCE

220/240V E27

100/120V E26

 Halogen ECO

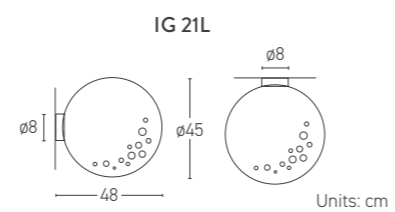
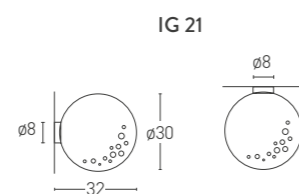
ICEGLOBE 21 max 77W

ICEGLOBE 21L max 116W

 **LED**

CERTIFICATION

   Classe I IP20



ICEGLOBE MINI

O2 / S / 21

Table, wall, and suspension lamps with 20 cm diameter sphere made in micro-perforated polycarbonate. Finish with metallic details in satin nickel.

Sfera da 20 cm di diametro realizzata in policarbonato microforato, declinata in versione da tavolo, a parete e sospensione. Finitura dei dettagli metallici in nichel satinato.



FINISHES

● 166 Satin nickel

DIFFUSER

PC Polycarbonate

CABLE

Transparent

SUGGESTED LIGHT SOURCE

220/240V E27

100/120V E26

Halogen ECO max 42W


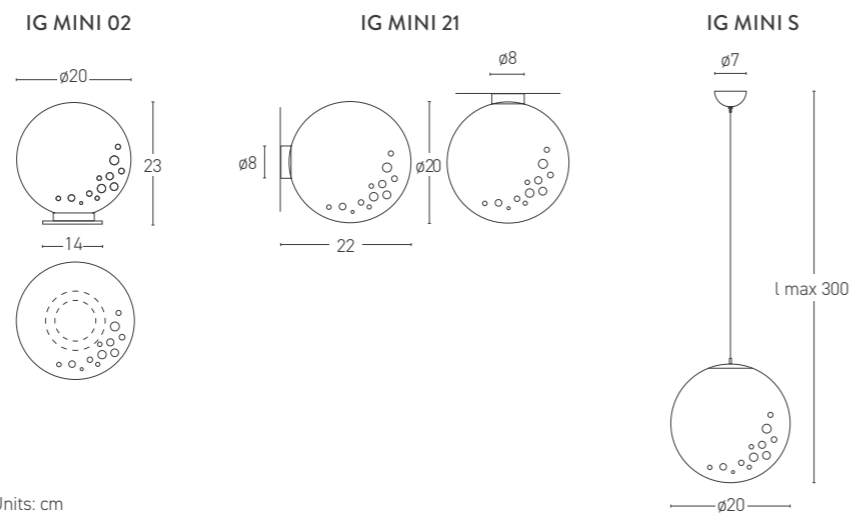
LED

CERTIFICATION

IP20

IG MINI S / 21 Classe I

IG MINI 02



VILLATOSCA DESIGN

ICELIGHT

20 / 30 / 45 / 60 / 60 SEMI

Icelight is a simple, versatile family of suspension lights for the contract and large distribution sector. The ceiling mount is made entirely in matte white ABS and is standard for the entire collection. The sphere is available in 20, 30, 45 and 57 cm and the half-sphere version comes in 57 cm.

Icelight è una famiglia di lampade a sospensione, semplice e versatile per il settore contract e grandi forniture. L'attacco a soffitto è realizzato interamente in ABS bianco opaco ed è standard per tutta la collezione. La sfera è disponibile nei diametri: 20, 30, 45, 57 cm e nella versione a semisfera da 57 cm di diametro.



FINISHES

○ ABS White

DIFFUSER

PC Polycarbonate

CABLE

Transparent

SUGGESTED LIGHT SOURCE

220/240V E27

100/120V E26

 Halogen ECO

IL 20 max 42W


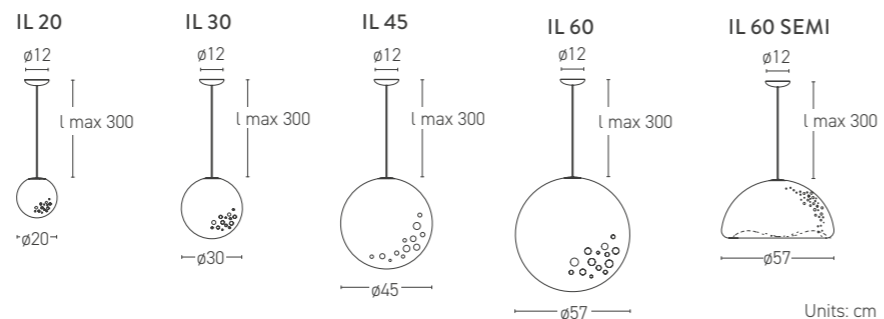
IL 30 max 77W

IL 45 / 60 / 60S max 116W

 **LED**

CERTIFICATION

    IP20



SUMO

S / M / L

Suspension lamps in micro-perforated polycarbonate with three shapes and sizes. Ceiling rose made in matte white ABS.

Sospensioni in policarbonato microforato, realizzate in tre forme e tre differenti misure. Rosone realizzato in ABS bianco opaco.



FINISHES

○ ABS White

DIFFUSER

PC Polycarbonate

CABLE

Transparent

SUGGESTED LIGHT SOURCE

220/240V E27


100/120V E26

 LED

SUMO S

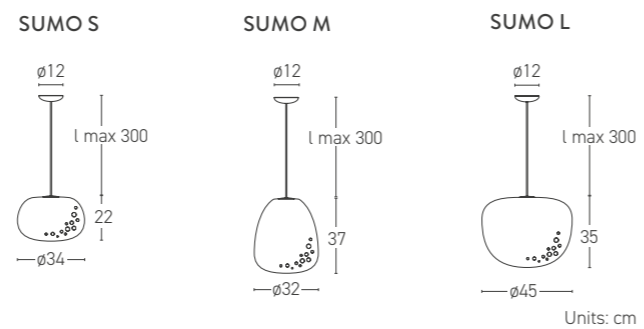
 Halogen ECO max 1x77W

SUMO M / L

 Halogen ECO max 1x116W

CERTIFICATION

    IP20



SUMO

21 / M21 / L21

Wall and ceiling lamps in micro-perforated polycarbonate with three shapes and sizes. Ceiling and wall mount made in matte white painted metal.

Applique e plafoniere in polycarbonato microforato, realizzate in tre differenti forme e misure. Attacco realizzato in metallo verniciato bianco opaco.



FINISHES

- 106 Matte white

DIFFUSER

PC Polycarbonate

SUGGESTED LIGHT SOURCE

220/240V E27

100/120V E26



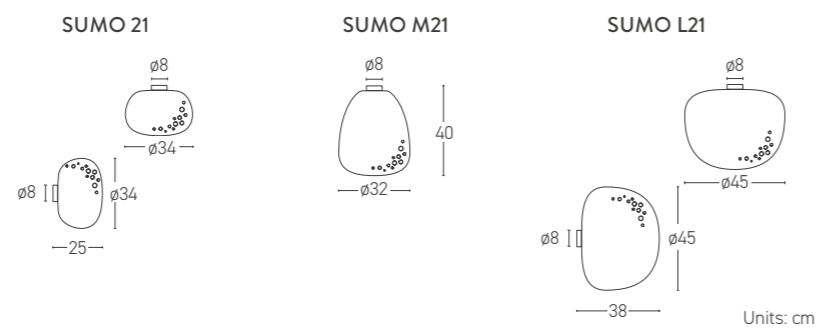
SUMO 21

Halogen ECO max 1x77W

SUMO M21/L21

Halogen ECO max 1x77W

CERTIFICATION



VILLATOSCA DESIGN

SUMO

02 / M02 / L02

Table lamp in micro-perforated polycarbonate with three shapes and sizes. Base in matte white painted metal. Dimmer included.

Lampade da tavolo realizzate in polycarbonato microforato, realizzate in tre forme e tre differenti misure. Base realizzata in metallo verniciato bianco opaco. Regolatore di intensità luminosa incluso.



FINISHES

○ 106 Matte white

DIFFUSER

PC Polycarbonate

DIMMER

SUMO L02 Included

SUGGESTED LIGHT SOURCE

220/240V E27

100/120V E26

SUMO 02 / M02

Halogen ECO max 1x77W

LED

SUMO L02

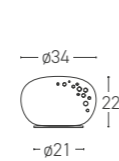
Halogen ECO max 1x116W

LED dimmable min 5W

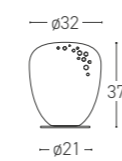
CERTIFICATION

IP20

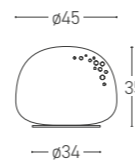
SUMO 02




SUMO M02



SUMO L02



Units: cm



HORNET

FAMILY

Pop geometries

The hexagon, a perfectly geometric shape, is the main module for the **Hornet** series. Their profile recalls the hexagonal cells of a hornet's nest and their lively polyethylene shades lend an ironic, pop essence to the family.

Geometrie pop

La silhouette perfettamente geometrica, a forma esagonale, costituisce il modulo primario della serie di lampade **Hornet**, il cui profilo cita la sorprendente sezione esagonale delle celle che in natura compongono il nido di un calabrone. Le vivaci tonalità del polietilene di cui è composta la serie, le conferiscono inoltre un'essenza pop e ironica.

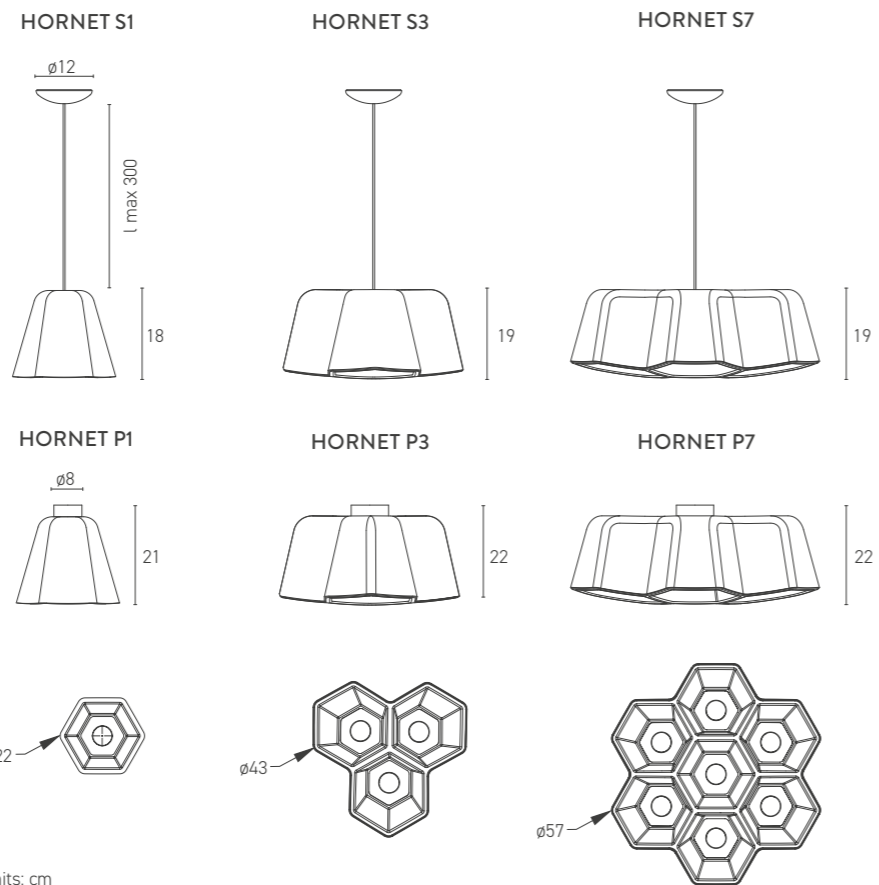


HORNET

S1 / S3 / S7 / P1 / P3 / P7

Family of ceiling and suspension lamps. The diffuser, printed in polyethylene in three versions of 1, 3, or 7 cells, is made in transparent white, green, orange, or yellow. The structure is in metal coated with white epoxy powder. LED GX53 220V direct voltage bulb and 120° diffused light.

Famiglia di lampade declinate nelle versioni plafoniera e sospensione. Il diffusore, stampato in polietilene in tre diverse varianti ad 1 cella, 3 celle o 7 celle è realizzato in trasparente bianco, colorato verde, arancione o giallo. La struttura è in metallo verniciato a polveri epossidiche di colore bianco. Lampadina LED GX53 220V a tensione diretta, luce diffusa 120°.



Units: cm



FINISHES

○ 106 Matte white

DIFFUSER

- PE White
- PE Yellow
- PE Orange
- PE Green

CEILING ROSE

ABS White

CABLE

Transparent 300 cm max

SUGGESTED LIGHT SOURCE

LED GX53 220/240V
HORNET S1 / P1 max 1x10W
HORNET S3 / P3 max 3x10W
HORNET S7 / P7 max 7x10W
 2700k / 3000k / 4000k

CERTIFICATION

CE F IP20

HORNET P1 / P3 / P7 Classe I






HORNET


Ceiling roses available: Multi, Track, Bar for personalized suspension lamps.

Rosoni disponibili: Multi, Track, Bar per realizzare delle sospensioni personalizzate.


TRACK 3
dim. 81x5,5 - cable 300 cm max




BAR 3
dim. 74x22 h 22 cm - cable inox 200 cm




ROSONE 4-8
dim. Ø18 h 4,7 cm - cable 300 cm max



ROSONE 12-16
dim. Ø22 h 5 cm - cable 300 cm max



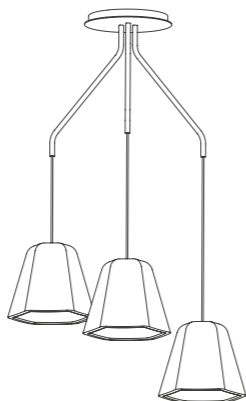
MULTI 3
dim. Ø36 h 3 cm
cable 300 cm max




MULTI 5
dim. Ø48 h 3 cm
cable 300 cm max



PENDANT 3
dim. Ø22 h 33 cm
Ø70 cm tot. - cable 300 cm max



PENDANT 5
dim. Ø22 h 34 cm
Ø70 cm tot. - cable 300 cm max



TAKÉ PLUS


FAMILY

Ecosystems of light

Graceful, essential, and harmonious lines that recall the shape of bamboo. **Také Plus** is a family of lamps designed by VillaTosca Design featuring the perfect balance between flexibility of use and aesthetic personality. **Také Plus** includes different variations that are perfect for lighting the home, leisure areas, and large retail spaces.

Ecosistemi di luce

Linee flessuose, essenziali e armoniose, che ricordano la forma del bambù, quelle di **Také Plus**, la famiglia di lampade ideate da VillaTosca Design, caratterizzate dal perfetto equilibrio tra flessibilità d'utilizzo e personalità estetica. **Také Plus** si compone di diverse varianti, perfette per illuminare gli ambienti domestici come i grandi spazi retail o di intrattenimento.

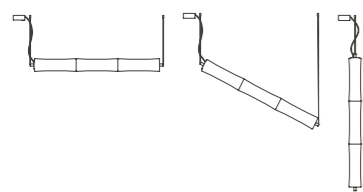


TAKÉ PLUS

S3 / S4 / S5 / S6

Také Plus suspension lamps from 3 to 6 elements. The mounts provided allow the user to create horizontal, vertical, or oblique versions. The light output of the LED circuits varies depending on the number of sections. The LED color temperature is 3000k. The diffuser is made in matte white polyethylene and the finish of the metallic parts comes in matte white or chrome. ON-OFF switch, upon request the user can add a dimmer integrated into the power supply with PUSH 1-10 control or through LCI Light App for iOS and Android systems.

Také Plus si declina nelle versioni a sospensione da 3 fino a 6 elementi. Gli attacchi forniti consentono di realizzare versioni in orizzontale, verticale o obliquo. A seconda del numero di elementi, varia la potenza luminosa dei circuiti LED utilizzati. La temperatura di colore dei LED utilizzati è 3000k. Il diffusore è realizzato in PE bianco opale. La finitura delle parti metalliche è bianco opaco o cromato. Accensione ON-OFF, a richiesta dimmer integrato nell'alimentatore con controllo della funzione PUSH 1-10 o tramite LCI Light App per sistemi operativi iOS e Android.



FINISHES

- 106 Matte white
- 150 Chrome

DIFFUSER

PE Polyethylene opal white

CABLE

Transparent

ELECTRONIC DRIVER

Standard version ON/OFF or Dimmer included by request for BT version (Bluetooth) application for Android and iOS Systems

LIGHT SOURCE

LED 220/240V

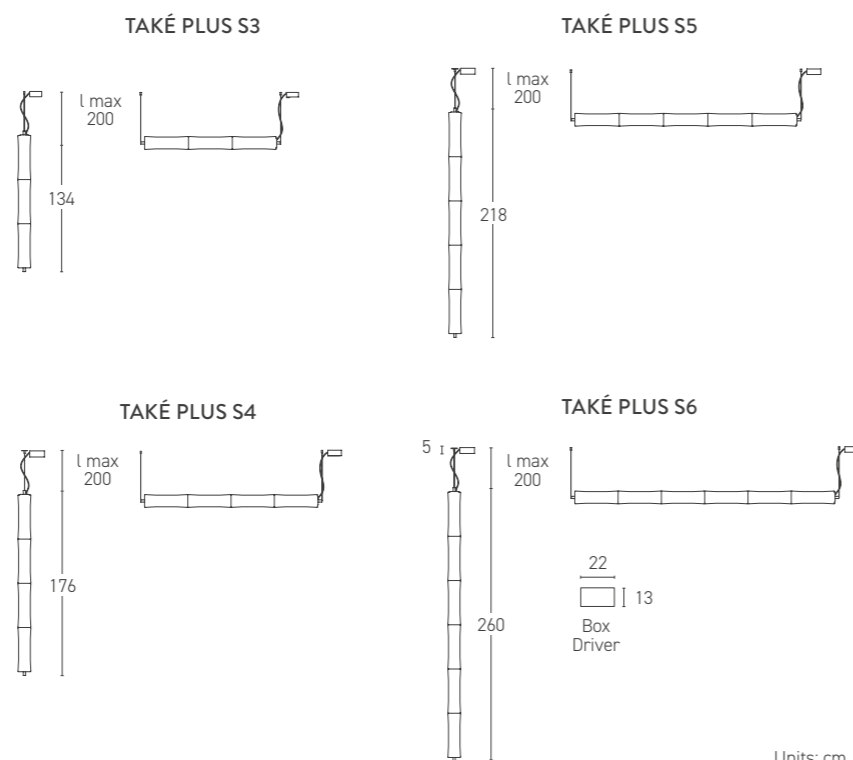
TAKÉ PLUS S3 48W
3300lm 3000k CRI>90

TAKÉ PLUS S4 64W
4400lm 3000k CRI>90

TAKÉ PLUS S5 80W
5500lm 3000k CRI>90

TAKÉ PLUS S6 96W
6600lm 3000k CRI>90

CERTIFICATION



Units: cm



TAKÉ PLUS BT

04 / 05 / 06

Floor lamps available in three different sizes depending on the number of elements selected (4, 5, or 6). Equipped with a dimmer, it diffuses an intense, uniform light along the entire diffuser, made in matte white polyethylene. Every section utilizes a 16W LED lighting source with a proximal color temperature of 3000k. New control drivers with direct dimming are standard. Dimming is accomplished by a foot pedal or the App for iOS and Android systems. The base and pedal dimmer are metal and available in matte white or chrome finishes.

Lampada da terra, disponibile in tre differenti altezze a seconda degli elementi utilizzati (4, 5 o 6). Dotata di regolatore di intensità luminosa, diffonde una luce intensa e uniforme lungo tutto il diffusore realizzato in PE bianco opale. Ogni elemento utilizza una sorgente luminosa LED da 16W a temperatura colore prossimale di 3000k. In dotazione standard nuovi driver con controllo della dimmerazione diretta tramite dimmer a pedale o tramite App per sistemi operativi iOS e Android. La base e il dimmer a pedale sono di metallo, disponibili in finitura bianco opaco o cromato.



FINISHES

- 106 Matte white
- 150 Chrome

DIFFUSER

PE Polyethylene opal white

CABLE

Transparent

ELECTRONIC DRIVER

Dimmable included

DIMMER

Pedal dimmer and Bluetooth control App for Android and iOS systems

LIGHT SOURCE

LED 220/240V

TAKÉ PLUS BT 04 64W
4400lm 3000k CRI>90

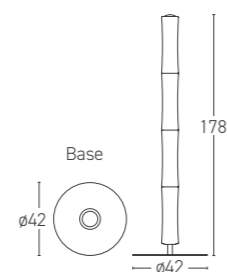
TAKÉ PLUS BT 05 80W
5500lm 3000k CRI>90

TAKÉ PLUS BT 06 96W
6600lm 3000k CRI>90

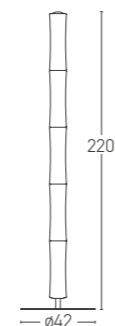
CERTIFICATION

CE PS E F Classe I IP20

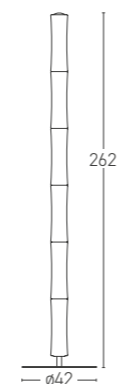
TAKÉ PLUS
BT 04



TAKÉ PLUS
BT 05



TAKÉ PLUS
BT 06



Units: cm



TAKÉ PLUS BT

S&P 04 / 05 / 06

Unique ceiling-floor lamp that optimizes space. It mounts to the ceiling and is powered by a standard electrical wall outlet. Available in 4, 5, or 6 modules. Equipped with a dimmer, it provides a uniform light along the entire diffuser element thanks to its special LED technology. New control drivers with direct dimming are standard. Dimming is carried out by a foot pedal or through the App for iOS and Android systems. The pedal dimmer and metallic parts are available in matte white or chrome finishes.

Particolare versione soffitto-pavimento che ottimizza lo spazio necessario al collocamento della lampada. Il punto di ancoraggio è a soffitto e viene alimentata tramite una normale presa elettrica a parete. Disponibile a 4, 5 o 6 moduli. Dotata di variatore di intensità luminosa, fornisce una luce uniforme lungo tutto l'elemento diffusore grazie alla particolare tecnologia LED utilizzata. In dotazione standard nuovi driver con controllo della dimmerazione diretta tramite dimmer a pedale o tramite App per sistemi operativi iOS e Android. Dimmer a pedale e parti metalliche sono disponibili in bianco opaco o cromato.

FINISHES

- 106 Matte white
- 150 Chrome

DIFFUSER

PE Polyethylene opal white

CABLE

Transparent

ELECTRONIC DRIVER

Dimmable included

DIMMER

Pedal dimmer and Bluetooth control App for Android and iOS systems

LIGHT SOURCE

LED 220/240V

TAKÉ PLUS BT S&P 04 64W

4400lm 3000k CRI>90

TAKÉ PLUS BT S&P 05 80W


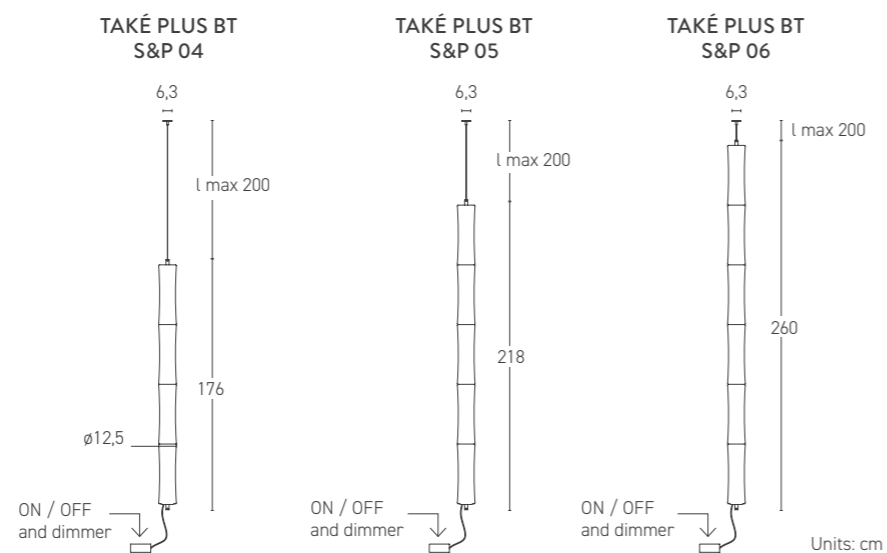
5500lm 3000k CRI>90

TAKÉ PLUS BT S&P 06 96W

6600lm 3000k CRI>90

CERTIFICATION

CE PS E F Classe I IP20

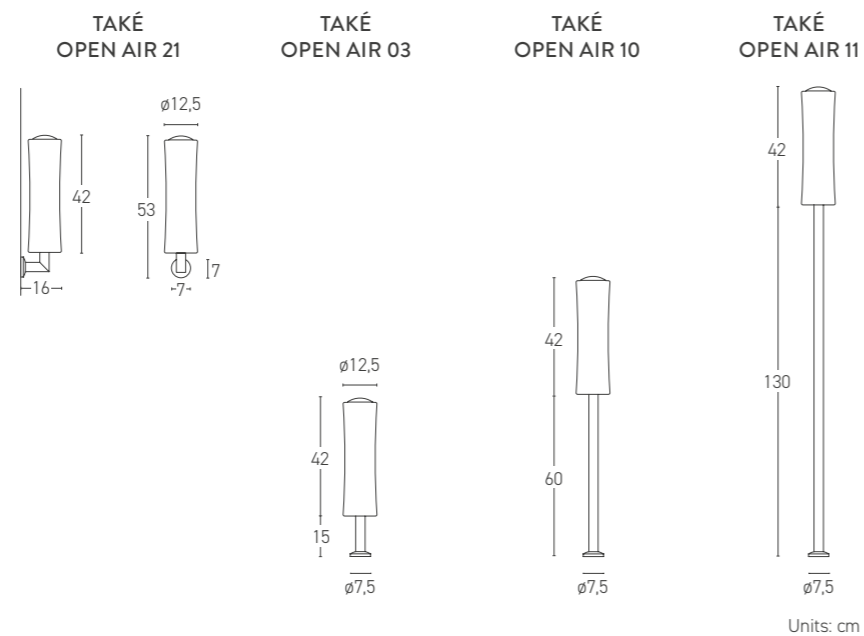
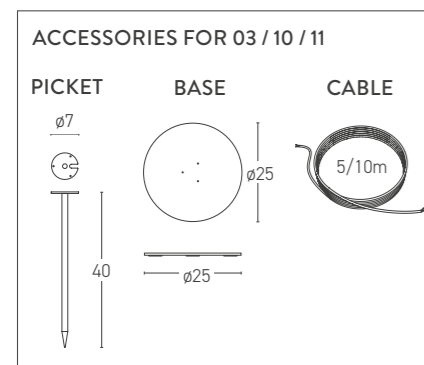


TAKÉ OPEN AIR

03 / 10 / 11 / 21

Také Open Air is an open-air lighting system with customizable ground mounting. The lamp can be positioned on the ground with the base accessory or a picket accessory. Available in wall and floor versions with three different heights and dark brown finishing.

Také Open Air è il sistema di illuminazione per esterni con modalità di ancoraggio al terreno personalizzabile. La lampada può essere appoggiata al terreno con l'accessorio base o tramite l'accessorio picchetto (picket). Disponibile per parete e da terra in tre diverse altezze, nella finitura marrone scuro.



FINISHES

● 173 Dark brown (outdoor use)

DIFFUSER

PE Polyethylene opal white

CABLE

5/10 m on demand

SUGGESTED LIGHT SOURCE

220/240V E27

100/120V E26

ECO Fluo


































LED


















CERTIFICATION

CE F Classe I IP54





















TECHNICAL INFORMATION

 Wall lamp	 Table lamp	 Floor lamp	 Suspension lamp	 Ceiling lamp
 Diffused light	 Diffused light	 Diffused light	 Diffused light	 Diffused light
 Dual-emission light	 Dual-emission light	 Dual-emission light	 Direct light	 Diffused light beam
 Indirect light	 Direct studio light	 Indirect light	 Dual-emission light	 Diffused light beam
 Diffused indirect light	 Adjustable light beam studio	 Adjustable light beam	 Linear dual-emission light	 Diffused indirect light
 Indirect light		 Indirect light	 Indirect light	 Outdoor lamp
 Diffused light beam		 Direct light		
 Adjustable light				
 Indirect light				

 Suitable for mounting on normally inflammable surface	 Product conforms to European Community Directive	 Protected against entry of solid objects larger than 12 mm. No protection against the ingress of water
 Built-in driver	 Product Safety of Electrical Appliance & Materials certification for Japan	 Protected against entry of solid objects larger than 1 mm. Protected against water spray from all direction
 Electronic driver	 Painted die cast Aluminum	 Protected against dust. Protected against water spray from all direction
Classe I Class 1	 Self extinguishable Polycarbonate	
 Class 2	 Satined Pyrex glass	
 Class 3	 Polyethylene	
	 Methacrylate	
	 Methacrylate Diffuser	
	 Acrylic resin	

ACCESSORIES AND REPLACEMENTS

	112 114 119 120 130 131 166	Ceiling rose ø8 x 5 cm		ABS P1 Ceiling rose Japan ø9 x 12,5 cm		03 Diffuser Murano Glass Heliopolis Helioled Helios 18 x 11,6 x 20 cm
	112 114 119 120 130 131 166	Double ceiling rose ø8 x 5 cm		ABS P2 Ceiling rose Japan for steel cable ø9 x 12,5 cm		Diffuser Etched Pyrex CORAL Serie ø2,6 x 9 cm
	112 114 119 120 130 131 166	Small ceiling rose ø7 x 3,5 cm		106 P3 Ceiling rose Japan adapter ø13 x 3,5 cm		Switch dimmer 100/500W 220/240V
	106 150	Ceiling rose 4/8 ø18 x 5 cm		106 P4 Adjustable ceiling rose Japan adapter ø13 x 3,5 cm		Switch dimmer 60/130W 230V
	106 150	Ceiling rose 12/16 ø22 x 5 cm		Picket outdoor Takè Open air ISASS Open air ø1,5 x 40 cm		
	ABS	Ceiling rose ø12 x 3 cm		Base outdoor Takè Open air ISASS Open air ø27 x 1,5 cm		
	112 114 119 120 130 131 166	Ceiling rose UL adapter ø12 x 0,6 cm		Cable outdoor 5/10 m		

COLOURS AND FINISHES

EPOXY-POWDERS LAQUERING		102 Matte black		129 Fine textured (FT) Red		172 Natural anodized aluminum	GLASSES		03 Acid opal white
		103 Fine textured (FT) Black		138 Red Brown (FT)		174 Black anodized aluminum			04 Acid transparent
		105 Fine textured (FT) White (W)		139 Cor-ten (N)		176 Bronzed Brass	OTHER MATERIALS		ABS White
		106 Matte white		140 Gres Dove-grey		177 Copper plated			PE White
		112 Glossy black		173 Dark brown (outdoor use)	FOIL FINISHES		130 Gold foil (O)		PE Yellow
		114 Glossy white	GALVANIC FINISHES			150 Chrome (C)		131 Silver foil (A)	
		115D Fine textured (FT) Graphite grey			151 Satin gold		132 Copper foil		PE Green
		115R Fine textured (FT) Sand grey (S)	FABRICS		154 Gold		BC White		F14 Flock Bordeaux
		119 Chartreuse green (H)			157 Black Nickel		R Red wine		F15 Flock Petrol
		120 Red (R)	LEATHER		160 Palladium		W Sage		F16 Flock Dark-grey
	121 Sandblasted Aluminum			152 Satin Brass (B)		CB Black Leather		F23 Flock Pink	
	123 Pearl grey		153 Polished Brass	WOOD		CN Natural Leather		F36 Flock Beige	
	125 Fine textured (FT) Anthracite grey		166 Satin nickel			LN Walnut			
	126 Fine textured (FT) Sage green (G)		163 Copper		LR Oak				
	127 Fine textured (FT) Senape		168 Natural polished Aluminum		LRN Black Oak				

LUMEN CENTER ITALIA SRL

Via Donatori del sangue, 37
20010 Santo Stefano Ticino (MI) Italia
info@lumencenteritalia.com

ITALY OFFICE

tel. +39 0236544311
italysales@lumencenteritalia.com

EXPORT OFFICE

tel. +39 0236544310
exportsales@lumencenteritalia.com

CONTENT DEVELOPMENT

Alessandro Zamperetti
Manuela Molini

GRAPHIC DESIGN

Roberta Avventi - Regular Studio
Alessandra Pavan - Regular Studio

3D IMAGES & PHOTO EDITING

Massimiliano Conte - 3dee srl

PHOTOS

Massimiliano Conte - 3dee srl
Barbara Bonomelli
Simona Monfrinotti
Francesco Radino
Alessandro Zamperetti
Marco Zani

COPYWRITING

Nicoletta Pavan - Regular Studio

TRANSLATION

Scott Alan Stuart - Regular Studio
Fabiola Grillo

PRINT

Grafiche 2000 srl

All LUMEN CENTER products that are part of the scope of the European low voltage directive BT 73/23 and consecutive amendment 93/68, meet the necessary requirements and bear the CE labeling.

All dimensions are in cm unless otherwise indicated in the technical sheet. The assembly and maintenance instructions are included in the packages, as well as all certificates and warranty conditions. The indications about the materials and the finishes only refer to the main visible parts of the products. In general, the products are supplied without bulbs, unless otherwise indicated in the price list. LUMEN CENTER Italia Srl reserves the right to make any technical or formal modifications to the products contained in the catalogue, without any notice.

All the data related to the bright efficiency emitted by our devices, are nominal and concerning to the specific technics of our bright sources (LED, halogen and fluorescent lamps) declared by the producer.

The data of effective consumption and luminous emission, based on electric characteristics (potential differences and power supplies, dimming etc.) on physic and aesthetic of the devices (colour, material, type etc.) will be provided on customers demand.

Tutti i prodotti LUMEN CENTER che rientrano nell'ambito di applicazione della direttiva europea bassa tensione B.T. 73/23 e successiva modifica 93/68, soddisfano ai requisiti richiesti e recano la marcatura CE. Tutte le dimensioni sono espresse in cm salvo se diversamente indicato nella scheda tecnica. Le istruzioni di montaggio e di manutenzione sono incluse negli imballi, così come i certificati e le condizioni di garanzia. Le indicazioni relative a materiali e finiture riguardano solo le parti principali visibili dei prodotti. Generalmente i prodotti sono forniti senza lampadina salvo se diversamente indicato nel listino prezzi. LUMEN CENTER Italia Srl si riserva di apportare qualsiasi modifica tecnica o formale ai prodotti a catalogo senza dovere di preavviso.

Tutti i dati relativi all'efficienza luminosa emessa dai nostri apparecchi, sono da intendersi nominali e riferiti alle specifiche tecniche delle sorgenti luminose (lampade a LED, alogene e fluorescenti) dichiarate dal costruttore. I dati di effettivo consumo ed emissione luminosa, basati sulle caratteristiche elettriche (tensioni e correnti di alimentazione, dimmerabilità ecc.), fisiche ed estetiche degli apparecchi (colore, materiale, tipologia ecc.), verranno fornite al cliente su specifica richiesta.

