

TAL



EXPLORING LIGHT

Alle Preise zzgl. ges. MwSt.

TAL



Intro

Welcome to TAL, where Belgian design mastery meets innovation, crafting exceptional lighting solutions for over 30 years. Our dedication to excellence resonates through products celebrated for their distinctive design, simplicity, and enduring durability—embraced by designers worldwide.

Nestled in Pittem, we are proud ambassadors of the acclaimed Belgian Design scene, bound by a strong commitment to unparalleled craftsmanship. As part of a vertically integrated group, we uphold the highest quality standards by overseeing in-house development and manufacturing, led by specialized artisans.

Our passionate experts prioritize quality, utilizing premium materials to create products that embody excellence.

Step into a world where form meets function at TAL.

Driven by innovation, we continuously explore emerging design trends. Inspired by market needs, we introduce three new anodized versions—gold, titanium, and bronze—tailored to refined tastes. This collection seamlessly complements Lithoss, our sister company, forming a unified design concept.

In 2024, sustainability is at our core. We integrate circular thinking into every facet of our design process. Products like Florette embody this commitment, addressing ecological concerns and showcasing our dedication to tailored solutions.

Step forward and explore the perfect fusion of design and functionality within our latest product portfolio at TAL!



scan for
lithoss website




New Finishes

Brushed Anodics

At the heart of TAL lies a commitment to design, seamlessly woven into our DNA, driving us to consistently explore emerging design trends and adapt to evolving architectural demands. Prioritizing innovation, we've closely monitored an increasing interest in anodics, leading us to broaden our product range finishes. Unveiling three new anodized variants—gold, titanium, and bronze—to meet the sophisticated preferences of our customers.

In pursuit of maintaining the highest possible quality standards, we have carefully refined the alloy composition of the raw materials used in our brushed anodic light fittings. Every product, like the popular Berrier Junior, undergoes a meticulous process of handcrafted brushing followed by high-grade anodization, showcasing once again how we like to distinguish ourselves.



Moss Green

Additionally, in embracing the diversity of outdoor aesthetics, we proudly introduce 'moss green'—our most recent colour addition—for our latest outdoor lighting fixture Spyke, offering a distinct and refreshing choice in finishes.



Meet the **Newborns.**

Florette



Presenting the Florette, a visionary pendant that embodies the transformative phases of a flower's life, crafted in collaboration with local designer Frederik Degreve. The slats, adjustable in six positions, dynamically mimic the changing stages of a tulip's growth. With precise alignment, these slats create a captivating and atmospheric light pattern, echoing the natural variations in a flower's appearance throughout its different seasons and life stages. Sustainability and contribution to a circular economy were paramount in the Florette's design. Crafted with durability and endless personalization options, it promotes reinvention, reshaping, and reuse. This philosophy led us to affectionately dub the Florette 'the flower that lasts a lifetime.'

Pixl



The PIXL series exemplifies a straightforward and no-nonsense design. Engineered for optimal lighting comfort and minimal glare, the modules ensure high efficiency within a compact design. Whether ceiling-mounted or recessed, available in 4 or 7 modules, the PIXL's built-in mains driver (DALI on request) facilitates easy installation, making it an ideal fixture for diverse applications.


Spyke Pin



Spyke is a stylish pin fixture designed for ambient garden lighting. Its refined design seamlessly blends into any garden, providing multifaceted illumination. Easy to install and powered by energy-efficient LEDs, Spyke offers a durable and low-maintenance solution for enhancing your outdoor space. Strategically place Spyke throughout your garden to highlight pathways, plants, and create a welcoming atmosphere. Illuminate your outdoor haven with Spyke's sophistication and eco-friendly efficiency.


Meet the **members of the Family.**

1U



P.222

SURFACE



P.229

FLUSH



P.240

WALL



P.234

SLIM



P.232

IP65

2U



P.244

W



P.244

H



P.272


50



P.260


RECESSED

B4



P.69

RECESSED



P.143

SURFACE



P.143


TILT

Berrier



P.157

JR SUSPENSION



P.91

JR WALL



P.109

JR SURFACE 230V



P.111

JR 350mA




P.341

JR 48V



P.159

CONE JR SUSPENSION



P.111

CONE JR 350mA



P.00

CONE JR 48V



P.165

SUSPENSION



P.367

ON TRACK



P.367

SUSPENSION ON TRACK


1U is a compact and versatile profile system consisting of an aluminium extrusion profile complete with a satin diffuser. The profile measures only 20mm by 35mm and has been specially developed to be used with LED strips; the ideal combination to obtain tight, uninterrupted light lines tailored to the customer's requirements. The 1U profile is suitable for both surface mounted and trimless installation (1U FLUSH)

2U is a versatile profile system consisting of an aluminium extrusion profile complete with a satin diffuser. The polycarbonate diffuser is optimised for general lighting and ensures high efficiency and a continuous light line without unwanted dark zones. The diffuser is available in two versions: W diffuser means that the polycarbonate protrudes 10 mm from the downlight section of the profile, in the H version the diffuser is flush with the underside of the profile. With the 2U Recessed you have the choice between H and S diffusers where the H version is recessed and the S version is flush with the profile.


The B4 series originated as the pioneering LED fitting capable of seamlessly replacing halogen lamps up to 75 Watts, matching both brightness and colour rendering. Over time, the series has undergone a comprehensive transformation, blending a timeless square design with cutting-edge technology. Enhanced by advanced lens technology, the downlight is now customizable with various beam angles. Versatile and architecturally inspired, the B4 range presents a functional lighting solution tailored for both indoor and outdoor environments.

For the Berrier and its little brother Berrier Junior a timeless, round design is used. However, TAL lifts the spherical fixtures to a higher level by finishing them off with a convex, glass lens. As a pendant lamp, the Berrier family resembles an eyeball from which sparkling light tumbles. Alone or in a group, these fixtures know how to enchant. The Berrier Speaker, a beautifully designed full range speaker, now exists in the same style as the surface-mounted version of the fixture. The fixtures from the Berrier family are not only significant atmospheric creators in the room but also serve as major eye-catchers. A wide range of Berrier finishes are available. For example, there is a version in Black & Gold, Cu29 (copper) and various other colour combinations.

Boa



P.37
TRIMLESS




P.85
TRIMLESS WALL



P.145
CEILING MOUNTED




P.103
WALL MOUNTED




P.217
EXTERIOR


Funnel




P.50-51
FIX - FLEX




P.27
TRIMLESS




P.29/54
SFEROS




P.49
EXO




P.127
ON SPLASH




P.129
ON 150 - 240




P.93
DOWN



P.95
UP/DOWN



P.125
ELBOW 100




P.123
ELBOW RECESSED



P.121
ELBOW



P.167
SUSPENSION




P.337
ELBOW 48V




P.368
ELBOW 230V TRACK

Greg



P.213
SMALL



P.213
LARGE

Guardian



P.206
SMALL



P.207
LARGE



P.207
LARGE + SOCKET


—● This family depicts perfectly what TAL stands for. Technical expertise, stylish design, and top quality brought together in appliances with a modern look. As a wall luminaire, the BOA emits a powerful and clearly defined light beam up and/or down to give any interior a contemporary look. The ceiling mounted version can be connected directly to the power supply and there are no visible screws after assembly.

—● Funnel is an extensive product family that can offer a lighting solution for any project. Typical of the family is a beautiful conical interior with set back light source. This design is extended from downlight (directional and non-directional) to surface-mounted (wall and ceiling) to even the pendant version. A special version of the downlight is the Funnel Exo (semi recessed) in which the inside of the downlight is, as it were, turned outwards. Funnel Elbow is a ceiling fixture with a hinge allowing the user to direct the light dynamically. The Funnel product family can be used in both residential and commercial environments and is a feast for the eye in every version.

—● A subtle square recessed fixture for outdoor use. Greg is installed in the wall using a mounting box. An advantage of the wall fixtures is that the light is distributed asymmetrically, so there are no sharp shadows and the light only shines where you need it so this makes Greg the ideal fixture for orientation lighting. The fixture contains an integral driver and can therefore be connected directly to the mains voltage. Greg is available in textured black, textured grey and silver anthracite finishes.


—● Guardian is a slender garden bollard with an opening at the top and an integral LED module that is protected by a unique, waterproof silicone lens. The indirect positioning of the LED ensures an asymmetrical light distribution downwards and prevents glare and sharp shadow angles. This makes the Guardian the ideal fixture to illuminate a garden path, terrace or driveway. These garden bollards can be placed on both hard and soft surfaces. The Guardian is available in 295mm or 595mm high and a choice of colours: textured black, textured grey and silver anthracite.

Helax




P.43/210

MICRO



P.44/209


SML



P.45/211


70 HALOLED

Hekowa



P.214


DOWN



P.215

UP/DOWN

Mix




P.298-299

6




P.300-303

13




P.300-303

26



P.298-299


6 TRIMLESS



P.300-303


13 TRIMLESS

Nobel




P.47

ECLIPS




P.53

SFEROS



P.25

SFEROS TRIMLESS




P.117

ELBOW




P.155

PI



P.97

UP/DOWN



P.333

ELBOW 48V

Protut



P.285

LEDSYSTEM + PC



P.287

LOW UGR



P.280

BASE

The very extensive Helax product family consists of round spotlights of various sizes. The set back light source ensures optimal visual comfort. This range includes an IP65 version. The Helax SML has an attractive conical inside and is also available in a version for use in aggressive environments such as swimming pools and at sea. The Helax Medium, in turn, has various light beams. In short, the possibilities with this extensive series are legion.


The versatile Hekowa product family features sophisticated and waterproof wall luminaires designed for outdoor walls. Available with or without integrated driver, offering options for up and/or down light, the Hekowa series ensures a wide range of possibilities. With its numerous variants, this product family offers the perfect addition to create the ideal ambiance for your exterior wall.

MIX, suggests a lot of mixing. You can customise your Mix downlight entirely to your taste or needs. Whether you opt for 6W, 13W or 26W, there are no less than 768 possibilities of each version. First of all, you can choose the shape, which is square or round with a minimal trim or trimless. You can even decide if you want a fixed or adjustable LED module. Then you can pick a narrow, medium or wide beam angle and the desired colour temperature, e.g. 2700K, 3000K, 4000K or even our Halosphere "Dim to Warm" technology of 1800K - 3000K. Finish it off by choosing the perfect colour combinations. A small trim in textured white finish with a focus in black chrome looks really elegant. Personalising your Mix fixture almost feels like picking out your favorite candy at the corner store.

This powerful piece of design from the Think Small collection was named after the inventor of the dynamite stick, Alfred Nobel. Despite their minimal dimensions, the products of the Nobel family emit a lot of light thanks to the latest LED technology. We have the suspended Nobel Pi, which does not happen to measure exactly 314 mm by chance. The Nobel Elbow, just like its pendant cousin, is made up of a slim stick. This surface mounted version for wall or ceiling however comes with an articulated arm and can be rotated around its own axis which makes the unit very easy to direct. The Nobel Sferos is the recessed downlight from the series with a pull-out tube in the middle of the downlight with an integral LED so that you can easily direct the light. All units are available in different colours and colour combinations. The Nobel series feels great in a minimalist interior and fits in seamlessly with the latest interior trends.


Protut is a compact, tailor-made profile system with an aluminum extrusion profile and satin diffuser, ideal for office lighting. The polycarbonate diffuser, optimized for general lighting, ensures high efficiency and a continuous light line, eliminating unwanted dark zones. The Protut profile system is used in combination with the potent T5 replacement LED system, featuring an integrated electronic driver for direct connection to mains voltage. Additionally, the profile is easily mountable on standard ceilings using convenient mounting clips.

Ringo




P.304

835



P.304

1185



P.304

1535

Royal



P.314

KING GEORGE



P.171

PRINCE LOUIS



QUEEN ELISABETH

Scoop




P.113

MICRO




P.115

MINI



P.339/355


MICRO 48V TRACK



P.369


MINI 230V TRACK

Tommy



P.65

MICRO




P.35

MICRO TRIMLESS



P.147


MICRO SURFACE



P.77


MINI

Twist



P.137

SURFACE



P.373

TRACK

Introducing Ringo, an enchanting series of sleek circular luminaires, each graced with integrated power LEDs. The distinctive flexible rubber diffuser is uniquely designed to ensure a consistent and perfectly balanced light output, creating a seamless continuum of diffused illumination.

Evoking a sense of boundlessness, it embodies excellence with an indistinct start or end.

Ringo offers versatility, allowing for general lighting through its diffuser or a combination of diffuse and spot lights when complemented with Nobel luminaires for accent lighting. This adaptability empowers you to curate your ambiance, whether you prefer serene simplicity with clean lines or a striking design statement by clustering circles or different sizes together. This remarkable addition to our collection adds an extra touch of sophistication to your interior. With options for ceiling mounting or suspension, Ringo provides versatility to suit your space.

Available in three sizes - 835mm, 1185mm, and 1535mm - it perfectly fits diverse applications.


Step into the realm of timeless sophistication with our ROYAL family, designed by Michel de Nyn. TAL brings a contemporary twist to the classical chandelier, where luxury meets minimalist design. Envision an extravagant pendant, its ornate details removed to unveil a cutting-edge light fixture that reimagines the essence of elegance. Going beyond conventional boundaries, only the essential chandelier outlines are preserved and gracefully incorporate all lighting elements into its contemporary design. The Royal family emerges as a symbol of simplicity, purity, and technical innovation, setting a new standard in modern lighting aesthetics. Due to the overwhelming success of the King George, two additional variants were diligently designed. Tailor the King, Queen and Prince to your liking with the help of the configurator.

Meet the Scoop family, a harmonious blend of Mini Scoop and Microscoop. Distinguished by its cylindrical superstructure featuring two equal parts, this luminaire allows flexible mounting on ceilings or walls. The fully tiltable lamp enclosure facilitates easy adjustment of light direction to specific objects or areas. Leveraging advanced lens technology, it provides a range of beam angles to suit diverse lighting requirements. Elevate your space with the versatility and distinctive design of the Scoop family.

Introducing the Tommy family, a timeless classic offering versatility and style. With various sizes (Mini Tommy and Micro Tommy) and options for 1-lamp, 2-lamp or 3 lamp versions, with or without trim, this fixture provides endless possibilities. The Tommy series boasts fully orientable light sources, thanks to its two cardanic rings. Available in an array of colours and combinations, the Tommy family complements any interior with its adaptable design.

Twist is an extensive product family that can offer a lighting solution for any project. Typical for the family is the slim design with set back light source. Twist is a ceiling fixture or track fixture with a hinge allowing the user to direct the light dynamically. The Twist product family can be used in both residential and commercial environments and is a feast for the eye in every version. Multiple beam angles are available.

Complete your projects with the **friends** of the Family.



P.99

BLOX

A petite cube with compact dimensions, effortlessly integrates into any interior. This range harmoniously blends minimalist design with impressive light output. Whether as an uplighter, downlighter, or a combination of both, this wall-mounted fixture casts a beautifully defined light beam, fostering a warm and inviting atmosphere. Select from various colour finishes and choose between a chrome, gold, or copper reflector to customize your lighting experience.

CEDRUS presents a collection of round recessed downlights distinguished by a conical interior. Among these, the Cedrus Quantum stands out as a refined downlight boasting exceptional colour rendering (CRI 90). The integrated LED is set back for optimal visual comfort. The light gracefully cascades over the subtle trim of the downlight, creating a nearly imperceptible transition between the fixture and the ceiling.




P.55



P.57

BRIX, a timeless classic in our collection, takes on the form of a cube-shaped wall-mounted fixture. It casts a delightful, expansive beam of light, offering options for a single beam (either upward or downward) and a double beam. Crafted for indoor and outdoor use, these fittings boast a high IP rating (outdoor) and are also offered in a ceiling installation version with downward light.




P.219




P.101

DARTLING

An undeniable triumph within the TAL collection, the Dart product family stands out. These wall fixtures illuminate both upward and downward, showcasing a captivating geometric design. The light gracefully dances across the reflector within the rectangular frame. Available in a range of finishes, Dartling extends its appeal with a warm wood finish option—Dartling Oak. With its alluring modern design, the Dartling serves as a striking and sophisticated detail in any interior setting.



P.131



P.135

CLEVER Meet Clever, a cutting-edge luminaire boasting a brand-new, robust LED module operating on 230V and offering mains dimmability. With a minimal installation depth requirement of just 40mm, Clever presents an effortlessly sleek and space-saving lighting solution. Installation is a breeze, thanks to its direct plug-and-play compatibility with 230V. What sets Clever apart is its expandability with an IoT interface for DALI or Casambi applications, ensuring seamless integration into smart lighting systems.



P.82

CHROMOS , a delightful semi-recessed wall fixture designed as a hemisphere, radiating enchanting indirect light. Unleash your creativity by playfully criss-crossing multiple fixtures or align them in a tight row for a contemporary flair in your interior. Chromos is all about pure fun, making it an ideal choice for stair lighting or creating captivating orientation lighting scenarios.



P.141



P.141



P.149

DICE

Explore modern illumination with the Dice family, known for its integrated LED and captivating diamond-shaped lens. This innovative optic not only ensures a high light output but also seamlessly extends the facet lines into the sleek design of these compact fixtures. Despite its compact dimensions, Dice comes equipped with an integral driver.

DJANGO

Exemplifying the distinct characteristic of sharply defined design, Django stands out in both aesthetics and affordability. This product family offers sharp versatility and is available in different finishes, allowing you to personalize your space with modern sophistication.

The **DOMINO SFEROS** is a standout in our lineup, named after its domino tile-inspired shape. With two highly flexible Beaufort modules (6.6W each), these "eyes" are rotatable (359°) and tilt-able (60°), offering dynamic lighting possibilities. Despite its sleek 40mm profile against the ceiling, it comes equipped with a built-in dimmable driver for easy plug-and-play functionality. Plus, enjoy a tidy installation with no visible screws.

ELITE Experience sophistication with Elite, a refined wall-mounted fixture designed to illuminate corridors or staircase steps with a gentle orientation light. Designed to fit seamlessly onto standard hollow wall boxes for switches, installation is a breeze. The integral driver allows direct connection to mains voltage, enhancing convenience.



P.83



P.87

FLOX , a slim wall fitting designed for indirect lighting applications. With a sleek design comprising a rectangular front and an asymmetrical reflector, the luminaire offers flexibility as it can be used upside down. The inner part of the fixture comes in textured white or a warm gold color, adding an extra touch of warmth to your space. Equipped with 1 Luxeon M power LED and an integrated Mains Dimm converter.



P.81

FONDA by TAL is a sleek 8cm x 8cm wall recessed fixture, perfect for efficient and stylish indirect staircase or hall lighting. With easy installation on a hollow wall box, direct mains voltage connection, and energy-efficient LEDs, Fonda ensures both reliability and sophistication in orientation lighting.



P.161


KALEBAS Designed by Lieven Musschoot and Cas Moor, Kalebas is a series of dynamic lights with sharp, oscillating forms reminiscent of ornamental fruit. The organic feel is enhanced by the use of oak, which beautifully complements rounded enclosures in brass, copper, or textured lacquer. The designers also offer a mouth-blown glass lampshade as an optional accessory for the pendant fixture, adding an extra touch of elegance to this nature-inspired lighting series.



KOMBO Crafted by regional designer Frederik Degreve, Kombo draws inspiration from the graceful form of a bowl or dome. This series offers a sleek aluminium dome, with an optional mouth-blown glass accessory exclusively designed for the pendant variant. The durable aluminium construction, available in various colors, underscores the ethos of sustainability. Kombo's versatility extends to a surface-mounted version, featuring options for an E27 lamp socket or COB LED, ensuring a perfect fusion of form and functionality.



MENHIR is a robust outdoor luminaire boasting a timeless design. Featuring a top diffuser, these fixtures emit ambient light throughout the garden, terrace, or driveway. Choose from textured black or silver anthracite finishes.



NUTS pendant radiates elegance through its refined design, skilfully harmonizing beauty and technology. Its sleek form discreetly illuminates the room, creating an enticing ambiance when paired with a decorative lamp.

Explore the OBO/UBO product family — a collection of TAL floor recessed uplights designed for indoor and outdoor versatility. Ubo seamlessly aligns with the floor, while Obo features an angled edge spotlight. Elevate your outdoor spaces with these uplights, adding depth and ambiance to gardens, entrances, driveways, terraces, or patios. With an IP67 rating for resilience against the elements, they come in anodized silver or brushed stainless steel 316 for optimal protection. Easy installation is ensured with convenient mounting tube accessories.



ORBITAL represents innovation, a state-of-the-art luminaire designed for diverse applications. Offering seamless integration of high-quality lighting, ventilation, sound, and smoke detection, Orbital serves as a multifunctional toolbox. Its fluid lines harmonize with architecture, ensuring optimal visual comfort. Choose from a trim-less version for a symbiotic blend with the building or an IP65-rated variant. Designed by Epcicum, Orbital embodies futuristic versatility.

PULSAR

Discover the Pulsar series, featuring a variety of flexible outdoor fixtures suitable for installation on both hard surfaces (with a base) and soft surfaces (with a spike). The unit's head is adjustable with an Allen key, offering versatility for illuminating plants, walkways, garden elements, or trees. With lens technology enabling different beam angles, Pulsar is the ideal choice for tailored outdoor lighting. All fixtures in the Pulsar range boast an IP65 rating, ensuring durability and reliability.






ROSEAU

The Roseau range seamlessly blends indoor and outdoor design language with its floor lamps. For interior use, the Roseau Floor (with base) is an elegant reading lamp controllable via Casambi®, offering smartphone convenience. Outdoors, the Roseau Pin or Floor adds flexibility and elegance to your garden, adapting to its evolving needs. Designed by Michel de Nyn, Roseau's adjustable head allows precise illumination, making it a versatile addition to any garden setting.



QUAD

The Quad range consists of timeless, square recessed downlights. The integrated LED is set back for optimal visual comfort. Available in textured white and textured black.



SIMPLON

An essential characteristic of the Simplon family spotlights lies in their gently rounded shapes. Comprising two rings, the inner pivotable ring houses the integrated LED module. The fuzzy design of Simplon inserts establishes an organic connection between light and architecture, creating a harmonious and elegant ambience.

SIGMA

Meet Sigma, an outstanding 3-circuit track spotlight designed for optimal shop lighting. Its cylindrical enclosure imparts an industrial aesthetic, while the knuckle joint allows flexible tilting of the fixtures. Sigma not only rotates around its axis but also offers various beam angles, ensuring adaptability to the shop's evolving interior. With Sigma, your products take center stage as it expertly highlights desired surfaces, making it the ultimate tool for showcasing your merchandise.


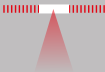





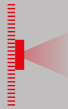













SOLID

Offers a range of round or square recessed downlights designed for general lighting, all seamlessly fitting into an 80mm round recessed hole. This collection includes both fixed and directional downlights, catering to various preferences. With their functional design, Solid recessed downlights effortlessly complement any room. Choose from finishes like textured white, or black to suit your aesthetic preferences.

Applications


Explore an array of meticulously crafted standard lighting solutions tailored for every space and lighting requirement. Navigate the comprehensive classification on the right to initiate your journey. Here, you can identify and select the precise lighting type you desire—ranging from trimless to suspended to exterior—each category presenting a clear arrangement of all available TAL products.


	trimless		20
	downlights		38
	wall recessed		78
	wall mounted		88
	ceiling mounted		106
	suspended		152
	stand alone		182
	uplight		188
	exterior		194
	profiles		220

Additionally, delve into our thoughtfully assembled options housed within the 'Configurable', 'Functional', and 'Customizable' sections. Explore innovative solutions that go beyond the ordinary, awaiting your insightful choice.

Configurable	294	Functional	376	Customizable	400
Mix	296	Lithoss Switches	378	Colours	404
Ringo	304	Orbital	384	Sizes	405
Florette	308	Acoustics	394	Surface finishes	406
King George	314	Sensors	396		
Track Lighting	318				

trimless





P.27

FUNNEL

P.29

FUNNEL SFEROS

P.300-303

MIX 13-26 ROUND

P.298-299

MIX 6 ROUND

P.25

NOBEL SFEROS

P.31

ORBITAL



P.37

BOA

P.300-303

MIX 13-26 SQUARE

P.298-299

MIX 6 SQUARE

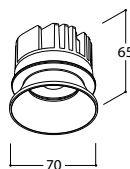
P.35

MICRO TOMMY



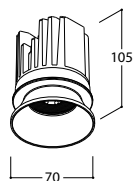


Mix Round 6W



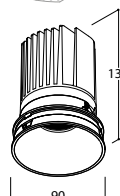
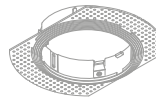
76mm
Installation depth 90mm

Mix Round 13W



76mm
Installation depth 110mm

Mix Round 26W



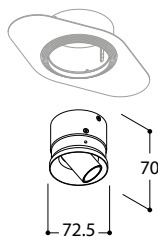
100mm
Installation depth 140mm




**WANT TO KNOW MORE ABOUT THE MIX SERIES?
PLEASE CHECK THE CHAPTER OF CONFIGURABLE ON PAGES 296-303**



MIX CONFIGURATOR
Visit our website and compose your Mix.
www.mixconfigurator.be





 125 mm
 Installation depth 75 mm
 359°  55°



 125 mm

Nobel Sferos

LUXEON M - 3,82W - 350mA DC - (10,95 Vf)


400 lumen 2700K CRI90


429 lumen 3000K CRI90

dimmability: PWM/CCR

beam 36°

housing	focus	2700K	3000K	€
text. white	text. white	498547	498537	200,-
text. black	text. black	498526	498516	200,-
text. white	gold ano	498592	498582	205,-
text. white	text. black	498594	498584	200,-
text. black	text. white	498595	498585	200,-
text. black	gold ano	498596	498586	205,-
brush. gold	text. black	498503	498513	280,-
brush. titanium	text. black	498504	498514	280,-
brush. bronze	text. black	498505	498515	280,-
+ installation frame for plaster		701113		48,-

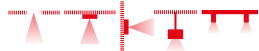
 Halosphere (dim 3000K-1800K) on demand

 4000K on demand

CASAMBI
ON DEMAND



Nobel family members:

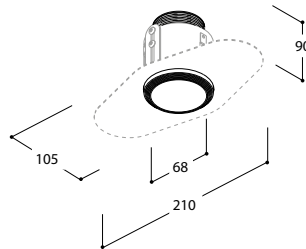



scan for
specsheet - price





NEW



 111 mm
Installation depth:
105 mm hollow ceilings

trimless

 111 mm

Funnel


LUXEON M - 7,84W - 700mA DC - (11,2Vf)


755 lumen 2700K CRI90


810 lumen 3000K CRI90

dimmability: PWM/CCR

beam 36°

housing	2700K	3000K	€
text. white	132948	132949	110,-
text. black	132927	132928	110,-
brush. gold	132914	132915	160,-
brush. titanium	132904	132924	160,-
brush. bronze	132905	132925	160,-
 installation frame for plaster		132699	70,-

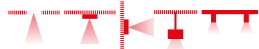
 Halosphere (dim 3000K-1800K) on demand

 4000K on demand

CASAMBI
ON DEMAND



Funnel family members:



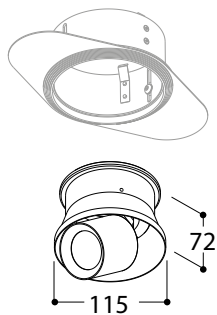
scan for
specsheet - price







NEW



140 mm
Installation depth 80 mm
345° 60°

Funnel Sferos

housing	2700K			€
	24°	36°	60°	
text. white	133827	133867	133887	250,-
text. black	133846	133866	133886	250,-
brush. gold	133843	133823	133883	375,-
brush. titanium	133844	133824	133884	375,-
brush. bronze	133845	133825	133885	375,-
housing	3000K			€
text. white	133837	133877	133897	250,-
text. black	133856	133876	133896	250,-
brush. gold	133853	133833	133893	375,-
brush. titanium	133854	133834	133894	375,-
brush. bronze	133855	133835	133895	375,-
+ installation frame for plaster		701122		69,-
+ honeycomb		MX100090		10,-

LUXEON M - 7,84W - 700mA DC - (11,2VF)

755 lumen 2700K CRI90
810 lumen 3000K CRI90
dimmability: PWM/CCR
beam 24° - 36° - 60°

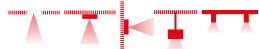


- Halosphere (dim 3000K-1800K) on demand
- 4000K on demand

CASAMBI
ON DEMAND



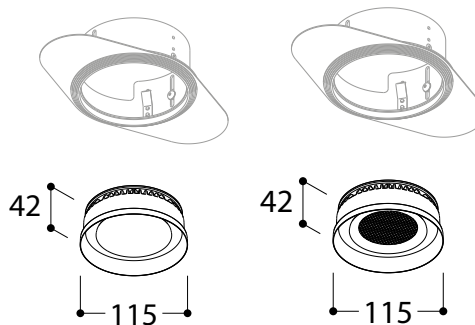
Funnel family members:



scan for
specsheet - price







140 mm
Installation depth 130 mm

FLOW CONTROL LOOK

140 mm
Installation depth 130 mm

THROUGH FLOW LOOK

Orbital Light Only

Flow Control Look & Through Flow Look

ANNULAR LED ARRAY - 12,3W 350mA DC - (35,1 Vf)

1460 lumen 2700K CRI92

1486 lumen 3000K CRI92

dimmability: PWM/CCR

beam 120°

housing	FLOW CONTROL LOOK			THROUGH FLOW LOOK		
	2700K	3000K	€	2700K	3000K	€
text. white	650047	650067	175,-	650044	650064	195,-
text. black	650046	650066	175,-	650042	650062	195,-

Trimless frame 701112 69,-

140 x H 130 mm

IP54 on demand

Halosphere (dim 3000K-1800K) on demand

4000K on demand

CASAMBI
ON DEMAND

Converter matrix,
see back flap



scan for
specsheet - price



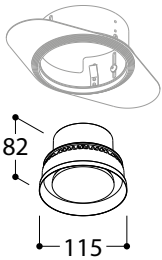
scan for
specsheet - price



140 mm

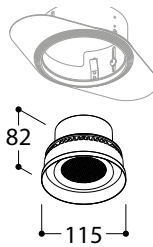


Orbital Flow Control



140 mm
Installation depth 180 mm
(when using flexible ventilation valve Ø80mm)

Orbital Trough Flow



140 mm
Installation depth 180 mm
(when using flexible ventilation valve Ø80mm)

**WANT TO KNOW MORE ABOUT ORBITAL VENTILATION?
PLEASE CHECK THE CHAPTER OF FUNCTIONAL ON PAGES 384-393**



trimless

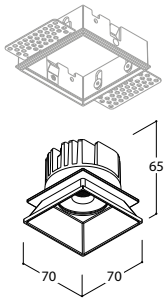


76 x 76 mm
100 x 100 mm

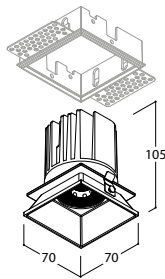
Mix Square 6W

Mix Square 13W

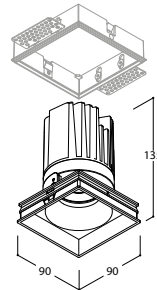
Mix Square 26W



76 x 76 mm
Installation depth 80 mm



76 x 76 mm
Installation depth 140 mm



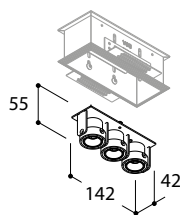

100 x 100 mm
Installation depth 140mm

**WANT TO KNOW MORE ABOUT THE MIX SERIES?
PLEASE CHECK THE CHAPTER OF CONFIGURABLE ON PAGES 296-303**



MIX CONFIGURATOR
Visit our website and compose your Mix.
www.mixconfigurator.be





175 x 75 mm
 Installation depth 80 mm
 35° 20°

Micro Tommy

LUXEON M (3X) 3,82W - 350mA DC - (32,85 Vf)

3x 400 lumen 2700K CRI90

3x 429 lumen 3000K CRI90

dimmability: PWM/CCR

beam 36°

housing	focus	2700K	3000K	€
text. white	text. white	419047	419037	250,-
text. black	text. black	419026	419016	250,-
text. white	text. black	419094	419084	250,-
text. black	text. white	419095	419085	250,-
text. black	gold ano	419096	419086	250,-
+ Frame for plaster		701118	90,-	
+ Frame + box for plaster		701178	160,-	
+ Frame for plastered concrete slabs		701188	140,-	

175 x 75 x H80 mm
 255 x 230 x H130 mm
 2x 151 Centre 90mm x H80 mm

Halosphere (dim 3000K-1800K) on demand

4000K on demand

CASAMBI
 ON DEMAND




Tommy family members:

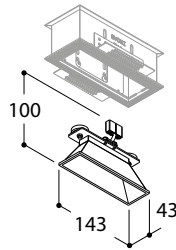


scan for
 specsheet - price





NEW



175 x 75 mm
Installation depth 80 mm

trimless

175 x 75 mm




Boa

POWERLED - 6,44W - 700mA DC - (9,2 Vf)

500 lumen 2700K CRI90

520 lumen 3000K CRI90

dimmability: PWM/CCR

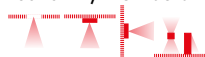
housing	2700K	3000K	€	
text. white	405167	405157	116,-	
gold ano	405146	405136	104,-	
+ Frame for plaster		701117	69,-	 175 x 75 x H80 mm
+ Frame + box for plaster		701177	152,-	 255 x 230 x H130 mm
+ Frame for plastered concrete slabs		701187	120,-	 2x 151 Centre 90mm

4000K on demand

CASAMBI
ON DEMAND

Converter matrix, see back flap    IP 20    


Boa family members:




scan for
specsheet - price




downlights





P.69


B4



P.55-57


CEDRUS FIX-FLEX

NEW




P.49

FUNNEL EXO




P.50

FUNNEL FIX




P.51

FUNNEL FLEX




P.54

FUNNEL SFEROS




P.44

HELAX SML




P.45

HELAX 70 HALO




P.43

MICRO HELAX




P.64-68

MICRO TOMMY



P.76-77


MINI TOMMY



P.298

MIX 6 ROUND


NEW



P.298


MIX 6 SQUARE

NEW




P.296-303

MIX 13-26 ROUND




P.296-303

MIX 13-26 SQUARE




P.47

NOBEL ECLIPS



P.53

NOBEL SFEROS



P.61-63


ORBITAL



P.70-71


PIXL 4 - PIXL 7

NEW




P.75

QUAD



P.58

SIMPLON



P.59/73



SOLID



Overview round cut out


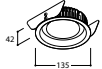
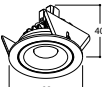
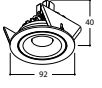
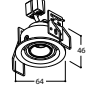
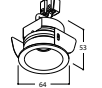
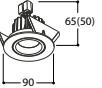
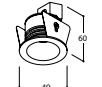
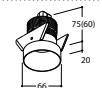
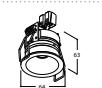

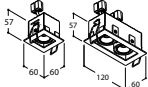
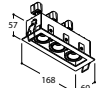
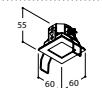
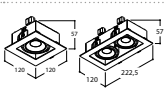
DIA	FIXTURE	MIN. RECESSED DEPTH	PAGE
40	Micro Helax	60	43
56	Helax SML Torsion	65	44
	Helax SML Leaf	55 (70 for solid)	44
	Nobel Eclips Leaf	50 (65 for solid)	47
	Nobel Eclips Torsion	50	47
	Funnel Exo	65 (80 For solid)	49
70	Helax 70 Haloled	85 (100 for solid)	45
	Nobel Sferos	75	53
76	Funnel Fix	75 (90 for solid)	50
	Cedrus Quantum Leaf	85 (100 for solid)	55
	Cedrus Quantum Torsion	100	55
	Cedrus Quantum Flex Leaf	80 (95 for solid)	57
	Cedrus Quantum Flex Torsion	80	57
	Mix Round 6	110	298
	Mix Round 13	110	300
80	B4 Leaf	75 (90 for solid)	69
	B4 Torsion	75	69
	Solid Haloled	55 (70 for solid)	59
82	Simplon Beaufort Torsion	45	58
	Simplon Beaufort Leaf	45 (60 for solid)	58
92	Funnel Flex	75 (90 For solid)	51
100	Mix Round 26	140	302
125	Funnel Sferos	80	54
	Orbital Light Only	45	63

CUT OUT

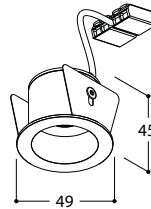
-  Cut out round
-  Cut out square


Downlights limited installation depth (<65mm)

i No interference with the vapour barrier: Ideal for super insulated houses

MIN. RECESSED DEPTH	ROUND CUT OUT DOWNLIGHTS		PAGE
45	 Orbital Light Only	125	63
45	 Simplon Beaufort Leaf	82	58
45 (60 for solid)	 Simplon Beaufort Leaf	82	58
50	 Nobel Eclips	56	47
55 (70 for solid)	 Helax SML Leaf	55	44
55 (70 for solid)	 Solid Haloled	80	73
60	 Micro Helax	40	43
65 (80 for solid)	 Funnel Exo	56	49
65	 Helax SML Torsion	55	44
MIN. RECESSED DEPTH	RECTANGULAR CUT OUT DOWNLIGHTS		PAGE
60	 Micro Tommy 1 Tommy 2	52 X 52 114 X 52	65 67
60	 Micro Tommy 3	162 X 52	68
60	 Micro Tommy IP54	52 X 52	64
60	 Mini Tommy 1 Tommy 2 Beaufort	110 X 110 210 X 110	76 77





 40 mm
Installation depth 60 mm




 40 mm



Micro Helax

LUXEON M - 3,82W - 350mA DC - (10,95 Vf)

400 lumen 2700K CRI90
429 lumen 3000K CRI90
dimmability: PWM/CCR
beam 36°

housing	2700K	3000K	€
text. white	178930	178931	70,-
text. black	178936	178937	70,-
brush. gold	178903	178913	110,-
brush. titanium	178904	178914	110,-
brush. bronze	178905	178915	110,-
 Frame for plaster	178900		11,-

IP65
see exterior

-  Halosphere (dim 3000K-1800K) on demand
-  4000K on demand

CASAMBI
ON DEMAND



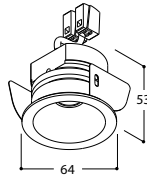
Helax family members:



scan for
specsheet - price

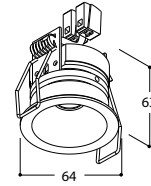


56 mm



- 56 mm solid ceilings
Installation depth 70 mm
- 55 mm hollow ceilings
Installation depth 55 mm

LEAF



- 55 mm
Installation depth 65 mm

TORSION



Helax SML Leaf / Torsion

LUXEON M - 3,82W - 350mA DC - (10,95 Vf)

400 lumen 2700K CRI90
429 lumen 3000K CRI90
dimmability: PWM/CCR
beam 36°

housing	2700K LEAF	3000K LEAF	€
text. white	178347	178357	96,-
text. black	178326	178336	96,-

housing	2700K TORSION	3000K TORSION	€
text. white	178447	178457	96,-
text. black	178426	178436	96,-
+ Frame for plaster		178000	11,-

IP65
see exterior

scan for
specsheet - price



scan for
specsheet - price



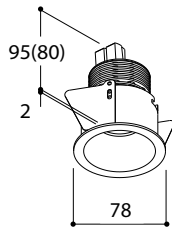
- Halosphere (dim 3000K-1800K) on demand
- 4000K on demand

CASAMBI
ON DEMAND



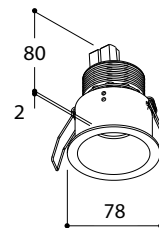
Helax family members:





70 mm
Installation depth:
100 mm solid ceilings /
85 mm hollow ceilings

LEAF



70 mm
Installation depth 85 mm

TORSION

Helax 70 Haloled Leaf / Torsion

LUXEON M - 7,84W - 700mA DC - (11,2 Vf)

755 lumen 2700K CRI90

810 lumen 3000K CRI90

dimmability: PWM/CCR

beam 36°

housing	2700K LEAF	3000K LEAF	€
text. white	248047	248057	113,-
text. black	248046	248056	113,-

housing	2700K TORSION	3000K TORSION	€
text. white	248017	248027	113,-
text. black	248016	248026	113,-
+ Frame for plaster		498100	13,-

IP54
see
exterior

scan for
specsheet - price



scan for
specsheet - price



i Halosphere (dim 3000K-1800K) on demand



i 4000K on demand

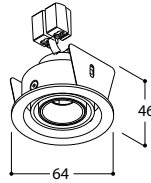
CASAMBI
ON DEMAND



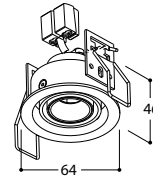
Helax family members:







LEAF
 56 mm
 Installation depth:
 65 mm solid ceilings /
 50 mm hollow ceilings
 15° 20°



TORSION
 56 mm
 Installation depth 65 mm
 15° 20°



56 mm

Nobel Eclips Leaf / Torsion

LUXEON M - 3,82W - 350mA DC - (10,95 Vf)

400 lumen 2700K CRI90

429 lumen 3000K CRI90

dimmability: PWM/CCR

beam 36°

housing	ring	focus	2700K LEAF	3000K LEAF	2700K TORSION	3000K TORSION	€
text. white	text. white	text. white	497447	497437	497147	497137	120,-
text. black	text. black	text. black	497426	497416	497126	497116	120,-
text. white	text. white	gold ano	497492	497482	497192	497182	124,-
text. white	text. white	text. black	497494	497484	497194	497184	120,-
text. white	text. black	text. black	497495	497485	497195	497185	120,-
text. black	text. black	gold ano	497496	497486	497196	497186	124,-
+ Frame for plaster						178000	11,-

i Halosphere (dim 3000K-1800K) on demand

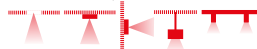
i 4000K on demand

CASAMBI
ON DEMAND

Converter matrix,
see back flap



Nobel family members:



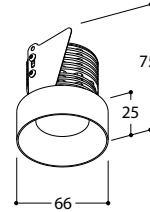
scan for
specsheet - price



scan for
specsheet - price

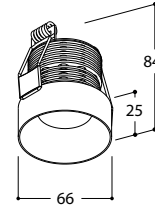






56 mm
Installation depth:
80 mm solid ceilings /
65 mm hollow ceilings

LEAF



56 mm
Installation depth 60 mm

TORSION



56 mm

Funnel Exo Leaf / Torsion

LUXEON M - 7,84W - 700mA DC - (11,2 Vf)

755 lumen 2700K CRI90

810 lumen 3000K CRI90

dimmability: PWM/CCR

beam 36°

housing	2700K LEAF	3000K LEAF	€
text. white	484647	484657	102,-
text. black	484626	484636	102,-

housing	2700K TORSION	3000K TORSION	€
text. white	484648	484658	102,-
text. black	484627	484637	102,-
+ Frame for plaster	178000		11,-

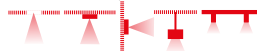
Halosphere (dim 3000K-1800K) on demand

4000K on demand

CASAMBI
ON DEMAND



Funnel family members:



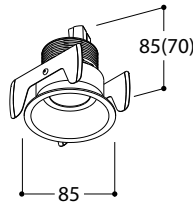
scan for
specsheet - price



scan for
specsheet - price

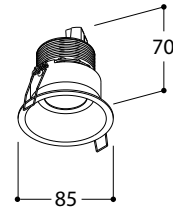


76 mm



76 mm
Installation depth:
90 mm solid ceilings /
75 mm hollow ceilings

LEAF



76 mm
Installation depth 75 mm

TORSION

Funnel Fix Haloled Leaf / Torsion

LUXEON M - 7,84W - 700mA DC - (11,2 Vf)

755 lumen 2700K CRI90

810 lumen 3000K CRI90

dimmability: PWM/CCR

beam 36°

housing	2700K LEAF	3000K LEAF	€
text. white	469147	469157	106,-
text. black	469126	469136	106,-

housing	2700K TORSION	3000K TORSION	€
text. white	469047	469057	106,-
text. black	469026	469036	106,-
+ Frame for plaster	348100		13,-

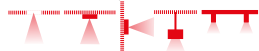
Halosphere (dim 3000K-1800K) on demand

4000K on demand

CASAMBI
ON DEMAND

Converter matrix, see back flap

Funnel family members:

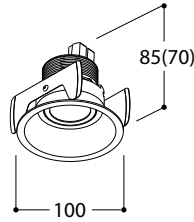


scan for
specsheet - price



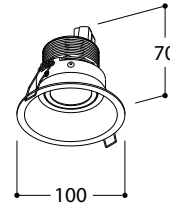
scan for
specsheet - price





92 mm
 Installation depth:
 90 mm solid ceilings /
 75 mm hollow ceilings
 20°

LEAF



92 mm
 Installation depth 75 mm
 20°

TORSION

Funnel Flex Haloled Leaf / Torsion

LUXEON M - 7,84W - 700mA DC - (11,2 Vf)

755 lumen 2700K CRI90

810 lumen 3000K CRI90

dimmability: PWM/CCR

beam 36°

housing	2700K LEAF	3000K LEAF	€
text. white	469347	469357	121,-
text. black	469326	469336	121,-

housing	2700K TORSION	3000K TORSION	€
text. white	469247	469257	121,-
text. black	469226	469236	121,-

Halosphere (dim 3000K-1800K) on demand

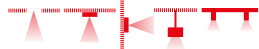
4000K on demand

CASAMBI
ON DEMAND

Converter matrix, see back flap



Funnel family members:





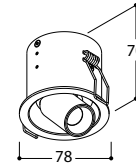
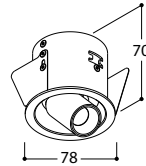
scan for
specsheet - price



scan for
specsheet - price







70 mm
 Installation depth:
 90 mm solid ceilings /
 75 mm hollow ceilings
 359° 55°

70 mm
 Installation depth 75 mm
 359° 55°

LEAF

TORSION



70 mm

Nobel Sferos Leaf / Torsion

LUXEON M - 3,82W - 350mA DC - (10,95 Vf)

400 lumen 2700K CRI90

429 lumen 3000K CRI90

dimmability: PWM/CCR - beam 36°

housing +ring	focus	2700K LEAF	3000K LEAF	2700K TORSION	3000K TORSION	€
text. white	text. white	498447	498437	498147	498137	178,-
text. black	text. black	498426	498416	498126	498116	178,-
text. white	gold ano	498492	498482	498192	498182	183,-
text. white	text. black	498494	498484	498194	498184	178,-
text. black	text. white	498495	498485	498195	498185	178,-
text. black	gold ano	498496	498486	498196	498186	183,-
brush. gold	brush. gold	498403	498413	498103	498113	250,-
brush. titanium	brush. titanium	498404	498414	498104	498114	250,-
brush. bronze	brush. bronze	498405	498415	498105	498115	250,-
+ Frame for plaster					498100	13,-

Halosphere (dim 3000K-1800K) on demand

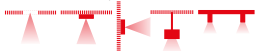
4000K on demand

CASAMBI
ON DEMAND

Converter matrix,
see back flap



Nobel family members:



scan for
specsheet - price



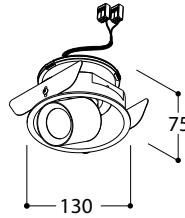

scan for
specsheet - price



125 mm

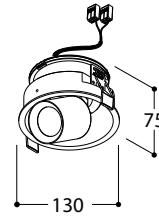


NEW



125 mm
Installation depth 80 mm
345° 60°

LEAF



125 mm
Installation depth 80 mm
345° 60°

TORSION

Funnel Sferos Leaf / Torsion

LUXEON M - 7,84W - 700mA DC - (11,2VF)

755 lumen 2700K CRI90

810 lumen 3000K CRI90

dimmability: PWM/CCR - beam 24° - 36° - 60°

housing	2700K LEAF			3000K LEAF			€
	24°	36°	60°	24°	36°	60°	
text. white	134207	134227	134247	134217	134237	134257	325,-
text. black	134206	134226	134246	134216	134236	134256	325,-
brush. gold	134203	134223	134243	134213	134233	134253	480,-
brush. titanium	134204	134224	134244	134214	134234	134254	480,-
brush. bronze	134205	134225	134245	134215	134235	134255	480,-
housing	2700K TORSION			3000K TORSION			€
text. white	134107	134127	134147	134117	134137	134157	
text. black	134106	134126	134146	134116	134136	134156	325,-
brush. gold	134103	134123	134143	134113	134133	134153	480,-
brush. titanium	134104	134124	134144	134114	134134	134154	480,-
brush. bronze	134105	134125	134145	134115	134135	134155	480,-
+ honeycomb	MX100090						10,-

scan for
specsheet - price



scan for
specsheet - price

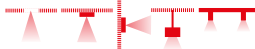


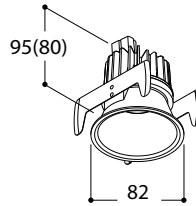
Converter matrix,
see back flap

- Halosphere (dim 3000K-1800K) on demand
- 4000K on demand



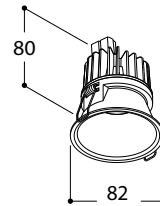
Funnel family members:





76 mm
Installation depth:
100 mm solid ceilings /
85 mm hollow ceilings

LEAF



76 mm
Installation depth 85 mm

TORSION



76 mm

Cedrus Quantum Leaf / Torsion

BRIDGELUX - 6,2W - 350mA DC - (17,7 Vf)

600 lumen 2700K CRI90

622 lumen 3000K CRI90

dimmability: PWM/CCR

beam 24° - 36° - 60°

	2700K LEAF			3000K LEAF		
	24°	36°	60°	24°	36°	60°
housing	€	€	€	€	€	€
text. white	348845 78,-	348848 67,-	348844 78,-	348843 78,-	348849 67,-	348842 78,-
text. black	348824 78,-	348827 67,-	348823 78,-	348820 78,-	348828 67,-	348819 78,-
brush. bronze antique	348822 150,-	348825 139,-	348821 150,-	348808 150,-	348829 139,-	348807 150,-
+ Frame for plaster						348100 13,-

	2700K TORSION			3000K TORSION		
	24°	36°	60°	24°	36°	60°
housing	€	€	€	€	€	€
text. white	348745 78,-	348748 67,-	348744 78,-	348743 78,-	348749 67,-	348742 78,-
text. black	348724 78,-	348727 67,-	348723 78,-	348720 78,-	348728 67,-	348719 78,-
brush. bronze antique	348722 150,-	348725 139,-	348721 150,-	348708 150,-	348729 139,-	348707 150,-
+ Frame for plaster						348100 13,-

4000K on demand

CASAMBI
ON DEMAND

scan for
specsheet - price





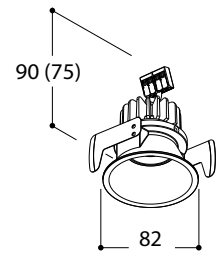
scan for
specsheet - price



Converter matrix,
see back flap



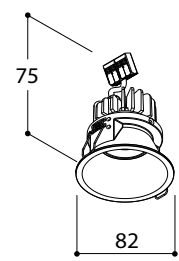




76 mm
Installation depth:
95 mm solid ceilings
80 mm hollow ceilings



LEAF



76 mm
Installation depth:
80 mm



TORSION

Cedrus Quantum Flex Leaf / Torsion

BRIDGELUX - 6,2W - 350mA DC - (17,7Vf)
600 lumen 2700K CRI90
622 lumen 3000K CRI90
dimmability: PWM/CCR
beam 24° - 36° - 60°

	2700K LEAF			3000K LEAF		
	24°	36°	60°	24°	36°	60°
housing	€	€	€	€	€	€
text. white	348855 89,-	348858 78,-	348854 89,-	348853 89,-	348859 78,-	348852 89,-
text. black	348834 89,-	348837 78,-	348833 89,-	348830 89,-	348838 78,-	348809 89,-
brush. bronze antique	348832 161,-	348835 150,-	348831 161,-	348818 161,-	348839 150,-	348817 161,-
+ Frame for plaster						348100 13,-

	2700K TORSION			3000K TORSION		
	24°	36°	60°	24°	36°	60°
housing	€	€	€	€	€	€
text. white	348755 89,-	348758 78,-	348754 89,-	348753 89,-	348759 78,-	348752 89,-
text. black	348734 89,-	348737 78,-	348733 89,-	348730 89,-	348738 78,-	348709 89,-
brush. bronze antique	348732 161,-	348735 150,-	348731 161,-	348718 161,-	348739 150,-	348717 161,-
+ Frame for plaster						348100 13,-

4000K on demand

CASAMBI ON DEMAND

scan for specsheet - price



scan for specsheet - price

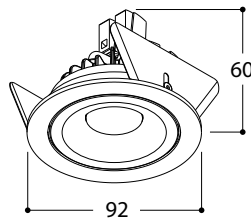


Converter matrix, see back flap



*LED module is IP54

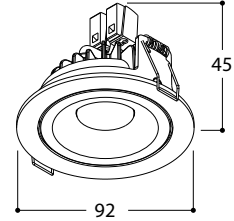
82 mm



82 mm
Installation depth:
60 mm solid ceilings /
45 mm hollow ceilings

20°

LEAF



82 mm
Installation depth: 45 mm

20°

TORSION



Simplon Beaufort Leaf / Torsion

CITIZEN - 6,6W - 180mA DC - (36,6 Vf)

758 lumen 2700K CRI92

793 lumen 3000K CRI92

dimmability: PWM/CCR

beam 36°

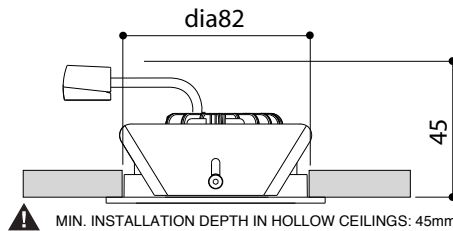
housing	2700K LEAF	3000K LEAF	€
text. white	227947	227957	98,-
text. black	227926	227936	98,-

housing	2700K TORSION	3000K TORSION	€
text. white	227847	227857	98,-
text. black	227826	227836	98,-

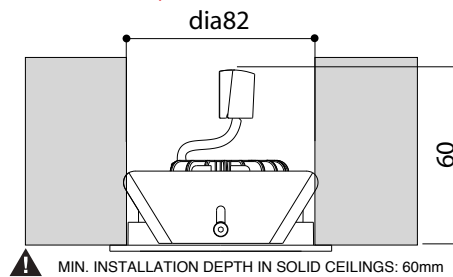
4000K on demand

CASAMBI
ON DEMAND

Converter matrix,
see back flap



Installation depth with leaf:

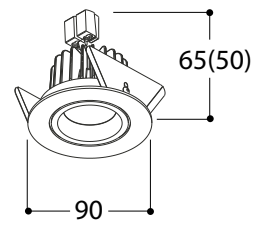


scan for
specsheet - price

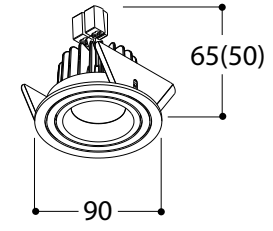


scan for
specsheet - price





80 mm
Installation depth:
70 mm solid ceilings /
55 mm hollow ceilings



80 mm
Installation depth:
70 mm solid ceilings /
55 mm hollow ceilings
359° 20°

Solid Round Haloed

LUXEON M - 7,84W - 700mA DC - (11,2 Vf)

755 lumen 2700K CRI90
810 lumen 3000K CRI90
dimmability: PWM/CCR
beam 36°

housing	2700K	3000K	€
text. white	466047	466057	94,-
text. black	466026	466036	94,-

Solid Round Moby Haloed

LUXEON M - 7,84W - 700mA DC - (11,2 Vf)

755 lumen 2700K CRI90
810 lumen 3000K CRI90
dimmability: PWM/CCR
beam 36°

housing	2700K	3000K	€
text. white	466147	466157	104,-
text. black	466126	466136	104,-

scan for
specsheet - price



scan for
specsheet - price



Halosphere (dim 3000K-1800K) on demand
4000K on demand



Converter matrix, see back flap

Halosphere (dim 3000K-1800K) on demand
4000K on demand

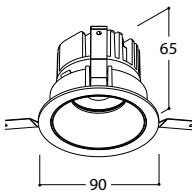


Converter matrix, see back flap

76 mm 100 mm

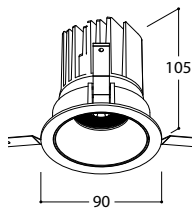


Mix Round 6W



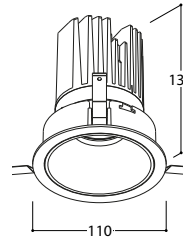
76mm
Installation depth 90mm

Mix Round 13W



76mm
Installation depth 110mm

Mix Round 26W



100mm
Installation depth 140mm

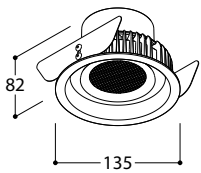
**WANT TO KNOW MORE ABOUT THE MIX SERIES?
PLEASE CHECK THE CHAPTER OF CONFIGURABLE ON PAGES 296-303**



MIX CONFIGURATOR
Visit our website and compose your Mix.
www.mixconfigurator.be

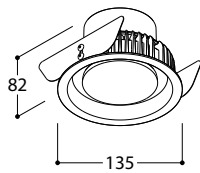


Orbital Trough Flow



125 mm
Installation depth 180 mm
(when using flexible ventilation valve Ø80mm)

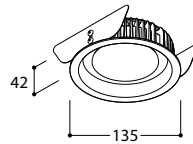
Orbital Flow Control



125 mm
Installation depth 180 mm
(when using flexible ventilation valve Ø80mm)

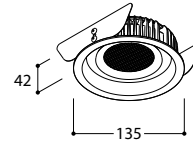
**WANT TO KNOW MORE ABOUT ORBITAL VENTILATION?
PLEASE CHECK THE CHAPTER OF FUNCTIONAL ON PAGES 284-393**





125 mm
Installation depth:
60 mm solid ceilings /
45 mm hollow ceilings

FLOW CONTROL LOOK



125 mm
Installation depth:
60 mm solid ceilings /
45 mm hollow ceilings

THROUGH FLOW LOOK

Orbital Light Only

Flow Control Look & Through Flow Look

ANNULAR LED ARRAY- 12,3W - 350mA DC - (35,1 Vf)

1460 lumen 2700K CRI92

1486 lumen 3000K CRI92

dimmability: PWM/CCR

beam 120°

housing	FLOW CONTROL LOOK			THROUGH FLOW LOOK		
	2700K	3000K	€	2700K	3000K	€
text. white	650547	650567	193,-	650544	650564	210,-
text. black	650546	650566	193,-	650542	650562	210,-

IP54 on demand

Halosphere (dim 3000K-1800K) on demand

4000K on demand

CASAMBI
ON DEMAND

Converter matrix,
see back flap



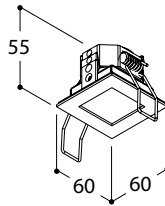
scan for
specsheet - price



scan for
specsheet - price



52 x 52 mm



52 x 52 mm
Installation depth 60 mm

Micro Tommy IP54

LUXEON M - 3,82W - 350mA DC - (10,95 Vf)

400 lumen 2700K CRI90

429 lumen 3000K CRI90

dimmiability: PWM/CCR

beam 36°

front	inside	focus	2700K	3000K	€
text. white	text. white	text. white	472147	472137	158,-
text. black	text. black	text. black	472126	472116	158,-
text. white	text. white	text. black	472194	472184	158,-
text. black	gold ano	text. black	472196	472186	162,-
text. white	text. black	text. black	472195	472185	158,-
text. white	gold ano	text. white	472192	472182	162,-
+ Micro frame for plaste			140 x 85 x H60 mm	419199	13,-
+ Micro box for plaster			155 x 85 x H90 mm	419197	28,-

Halosphere (dim 3000K-1800K) on demand

4000K on demand

CASAMBI
ON DEMAND

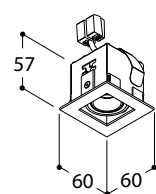


Tommy family members:



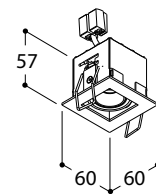
scan for
specsheet - price





52 x 52 mm
Installation depth 60 mm
15° 20°

LEAF



52 x 52 mm
Installation depth 60 mm
15° 20°

TORSION

Micro Tommy 1 Leaf / Torsion

LUXEON M - 3,82W - 350mA DC - (10,95 Vf)

400 lumen 2700K CRI90

429 lumen 3000K CRI90

dimmability: PWM/CCR

beam 36°

front	housing + ring	focus	2700K LEAF	3000K LEAF	2700K TORSION	3000K TORSION	€
text. white	text. white	text. white	419447	419437	419147	419137	125,-
text. black	text. black	text. black	419426	419416	419126	419116	125,-
text. white	text. white	text. black	419494	419484	419194	419184	125,-
text. white	text. black	text. black	419495	419485	419195	419185	125,-
text. black	text. black	gold ano	419496	419486	419196	419186	132,-
+ Micro frame for plaster			140 x 85 x H60 mm			419199	13,-
+ Micro box for plaster finish			155 x 85 x H90 mm			419197	28,-

scan for specsheet - price



scan for specsheet - price



- Halosphere (dim 3000K-1800K) on demand
- 4000K on demand

CASAMBI
ON DEMAND

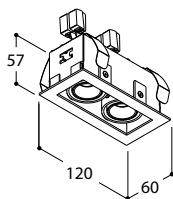
Converter matrix, see back flap



Tommy family members:

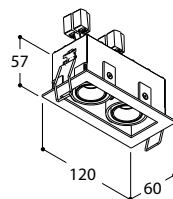






114 x 52 mm
Installation depth 60 mm
↻ 35° ↻ 20°

LEAF



114 x 52 mm
Installation depth 60 mm
↻ 35° ↻ 20°

TORSION

Micro Tommy 2 Leaf / Torsion

LUXEON M - (2x) 3,82W - 350mA DC - (2x) 10,95 Vf)

2x 400 lumen 2700K CRI90

2x 429 lumen 3000K CRI90

dimmability: PWM/CCR

beam 36°

front	housing + ring	focus	2700K LEAF	3000K LEAF	2700K TORSION	3000K TORSION	€
text. white	text. white	text. white	419547	419537	419247	419237	211,-
text. black	text. black	text. black	419526	419516	419226	419216	211,-
text. white	text. white	text. black	419594	419584	419294	419284	211,-
text. white	text. black	text. black	419595	419585	419295	419285	211,-
text. black	text. black	gold ano	419596	419586	419296	419286	221,-
+ Micro frame for plaster			200 x 235 x H60 mm		419299		18,-
+ Micro box for plaster finish			200 x 235 x H150 mm		419297		48,-

scan for specsheet - price



scan for specsheet - price



i Halosphere (dim 3000K-1800K) on demand

i 4000K on demand

CASAMBI
ON DEMAND

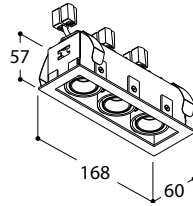
Converter matrix, see back flap



Tommy family members:

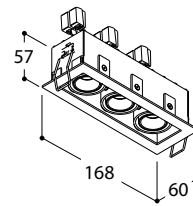


162 x 52 mm



162 x 52 mm
Installation depth 60 mm
35° 20°

LEAF



162 x 52 mm
Installation depth 60 mm
35° 20°

TORSION

Micro Tommy 3 Leaf / Torsion

LUXEON M - (3x) 3,82W - 350mA DC - (3x 10,95 Vf)

3x 400 lumen 2700K CRI90

3x 429 lumen 3000K CRI90

dimmability: PWM/CCR

beam 36°

front	housing + ring	focus	2700K LEAF	3000K LEAF	2700K TORSION	3000K TORSION	€
text. white	text. white	text. white	419647	419637	419347	419337	288,-
text. black	text. black	text. black	419626	419616	419326	419316	288,-
text. white	text. white	text. black	419694	419684	419394	419384	288,-
text. white	text. black	text. black	419695	419685	419395	419385	288,-
text. black	text. black	gold ano	419696	419686	419396	419386	305,-
+ Micro frame for plaster			260 x 235 x H60 mm		419399		21,-
+ Micro box for plaster finish			260 x 235 x H150 mm		419397		52,-

scan for
specsheet - price



scan for
specsheet - price

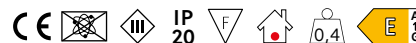


Halosphere (dim 3000K-1800K) on demand

4000K on demand

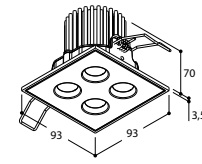
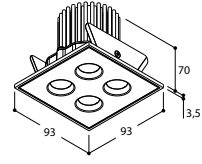
CASAMBI
ON DEMAND

Converter matrix,
see back flap



Tommy family members:





80 mm
 Installation depth:
 90 mm solid ceilings /
 75 mm hollow ceilings
LEAF

80 mm
 Installation depth: 75 mm
TORSION

B4 Leaf / Torsion

CREE XPG - 7,91W - 700mA DC - (11,32 Vf)
 832 lumen 2700K CRI92
 832 lumen 3000K CRI92
 dimmability: PWM/CCR
 beam 10° - 25° - 46°

housing	2700K LEAF			3000K LEAF			€
	10°	25°	46°	10°	25°	46°	
text. white	293347	293447	293547	293357	293457	293557	165,-
text. black	293326	293426	293526	293336	293436	293536	165,-

housing	2700K TORSION			3000K TORSION			€
	10°	25°	46°	10°	25°	46°	
text. white	293047	293147	293247	293057	293157	293257	165,-
text. black	293026	293126	293226	293036	293136	293236	165,-

scan for
specsheet - price



scan for
specsheet - price




4000K on demand

CASAMBI
ON DEMAND

Converter matrix,
see back flap

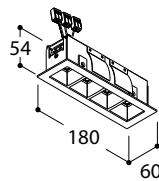


B4 family members:



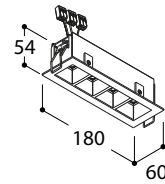
NEW

52 x 170 mm



52 x 170 mm
Installation depth 60 mm

LEAF



52 x 170 mm
Installation depth 60 mm

TORSION

Pixl 4 Leaf / Torsion

LED ARRAY L139- 7,92W- 230V 50-60HZ AC

1118 lumen 2700K CRI90

1174 lumen 3000K CRI90

dimmability: mains dimm RC

beam 50° or 80°

	housing	2700K LEAF	3000K LEAF	2700K TORSION	3000K TORSION	€
50°	text. white	417147	417137	417047	417037	175,-
	text. black	417126	417116	417026	417016	175,-
80°	text. white	417167	417157	417067	417057	175,-
	text. black	417146	417136	417046	417036	175,-
+	frame for plaster	55 x 175 x H60 mm		417099		40,-
+	frame + box for plaster	260 x 235 x H135 mm		417097		75,-

scan for
specsheet - price



scan for
specsheet - price



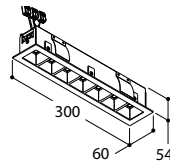

DALI / CASAMBI
ON DEMAND



Pixl family members:

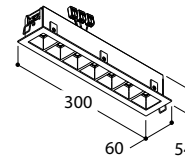


NEW



52 x 290mm
Installation depth 60 mm

LEAF



52 x 290mm
Installation depth 60 mm

TORSION

52 x 290 mm

Pixl 7 Leaf / Torsion

LED ARRAY L278- 13,93W- 230V 50-60HZ AC

1982 lumen 2700K CRI90
2081 lumen 3000K CRI90
dimmability: mains dimm RC
beam 50° or 80°

	housing	2700K LEAF	3000K LEAF	2700K TORSION	3000K TORSION	€
50°	text. white	417347	417337	417247	417237	210,-
	text. black	417326	417316	417226	417216	210,-
80°	text. white	417367	417357	417267	417257	210,-
	text. black	417346	417336	417246	417236	210,-
	🟢 frame for plaster	📏 55 x 295 x H60 mm		417299		50,-
	🟢 frame + box for plaster	📏 431 x 114 x H90 mm		417297		110,-

scan for specsheet - price



scan for specsheet - price



DALI / CASAMBI
ON DEMAND



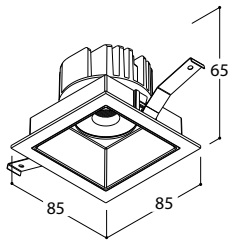
Pixl family members:



76 x 76 mm 100 x 100 mm

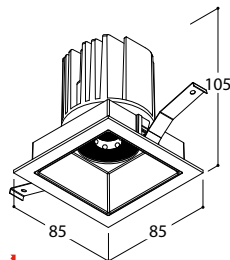


Mix Square 6W



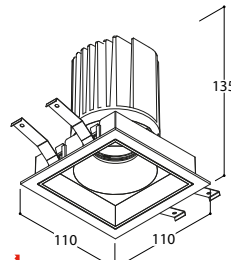
76 x 76 mm
Installation depth 90 mm

Mix Square 13W



76 x 76 mm
Installation depth 110 mm

Mix Square 26W

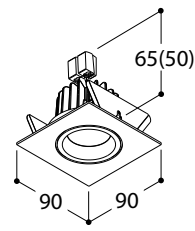


100 x 100 mm
Installation depth 140 mm

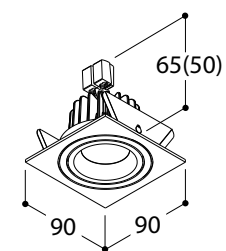
**WANT TO KNOW MORE ABOUT THE MIX SERIES?
PLEASE CHECK THE CHAPTER OF CONFIGURABLE ON PAGES 296-303**



MIX CONFIGURATOR
Visit our website and compose your Mix.
www.mixconfigurator.be



80 mm
 Installation depth:
 70 mm solid ceilings /
 55 mm hollow ceilings



80 mm
 Installation depth:
 70 mm solid ceilings /
 55 mm hollow ceilings
 359° 20°

Solid Square Haloled

LUXEON M - 7,84W - 700mA DC - (11,2 Vf)
 755 lumen 2700K CRI90
 810 lumen 3000K CRI90
 dimmability: PWM/CCR
 beam 36°

housing	2700K	3000K	€
text. white	466247	466257	101,-
text. black	466226	466236	101,-

Solid Square Moby Haloled

LUXEON M - 7,84W - 700mA DC - (11,2 Vf)
 755 lumen 2700K CRI90
 810 lumen 3000K CRI90
 dimmability: PWM/CCR
 beam 36°

housing	2700K	3000K	€
text. white	466347	466357	111,-
text. black	466326	466336	111,-

scan for
 specsheet - price



scan for
 specsheet - price



Halosphere (dim 3000K-1800K) on demand
 4000K on demand



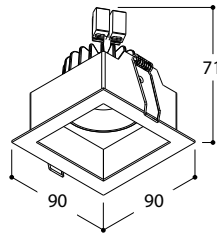
Converter matrix, see back flap

Halosphere (dim 3000K-1800K) on demand
 4000K on demand



Converter matrix, see back flap





80 x 80 mm
Installation depth 75 mm

Quad Beaufort

CITIZEN - 6,6W - 180mA DC - (36,6Vf)

758 lumen 2700K CRI92

793 lumen 3000K CRI92

dimmiability: PWM/CCR

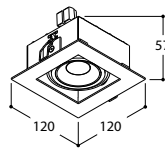
beam 36°

housing	2700K	3000K	€
text. white	750431	750441	100,-
text. black	750450	750460	100,-
+ Installation box for plaster	750138	27,-	
155 x 155 x 165 mm			
+ Installation frame for plaster	250790	13,-	
85 x 85 mm			

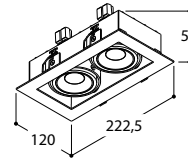
scan for
specsheet - price



110 x 110 mm
210 x 110 mm



110 x 110 mm
Installation depth 60 mm
30°



210 x 110 mm
Installation depth 60 mm
30°

Mini Tommy 1 Beaufort

CITIZEN - 6,6W - 180mA DC - (36,6Vf)

758 lumen 2700K CRI92
675 lumen 3000K CRI92
dimmability: PWM/CCR
beam 36°

housing	2700K	3000K	€
text. white	107107	107117	165,-
text. black	107106	107116	165,-
+ Installation frame for plaster 110 x 110 mm	700139		20,-
+ Installation box for plaster 110 x 110 mm	700138		49,-

Mini Tommy 2 Beaufort

CITIZEN (2X) 6,6W - 180mA DC- (2x 36,6Vf)

2x 758 lumen 2700K CRI92
2x 675 lumen 3000K CRI92
dimmability: PWM/CCR
beam 36°

housing	2700K	3000K	€
text. white	107207	107217	293,-
text. black	107206	107216	293,-
+ Installation frame for plaster 210 x 110 mm	700239		23,-
+ Installation box for plaster 210 x 110 mm	700238		55,-

scan for
specsheet - price



scan for
specsheet - price



CASAMBI
ON DEMAND

CASAMBI
ON DEMAND


Converter matrix, see back flap

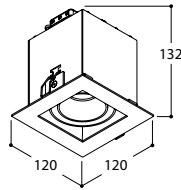

Tommy family members:



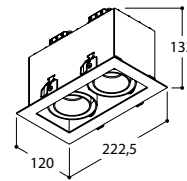
Converter matrix, see back flap

Tommy family members:





110 x 110 mm
Installation depth 135 mm
30°



210 x 110 mm
Installation depth 135 mm
30°

Mini Tommy 1 Haloled

LUXEON M - 7,84W - 700mA DC - (11,2 Vf)

755 lumen 2700K CRI90
810 lumen 3000K CRI90
dimmability: PWM/CCR
beam 36°

housing	2700K	3000K	€
text. white	107407	107417	138,-
text. black	107406	107416	138,-
+ Installation frame for plaster 200 x 235 mm	700139		20,-
+ Installation box for plaster 200 x 235 x 150 mm	700138		49,-

Halosphere (dim 3000K-1800K) on demand
4000K on demand

CASAMBI
ON DEMAND

Converter matrix, see back flap

Tommy family members:



Mini Tommy 2 Haloled

LUXEON M (2X) 7,84W - 700mA DC - (2x 11,2 Vf)

2x 755 lumen 2700K CRI90
2x 810 lumen 3000K CRI90
dimmability: PWM/CCR
beam 36°

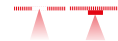
housing	2700K	3000K	€
text. white	107507	107517	228,-
text. black	107506	107516	228,-
+ Installation frame for plaster 260 x 235 mm	700239		23,-
+ Installation box for plaster 260 x 235 x 150 mm	700238		55,-

Halosphere (dim 3000K-1800K) on demand
4000K on demand

CASAMBI
ON DEMAND

Converter matrix, see back flap

Tommy family members:



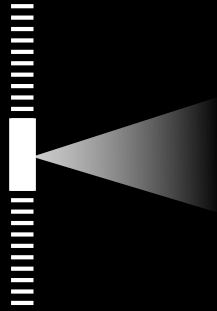
scan for
specsheet - price




scan for
specsheet - price



wall recessed



NEW




P.85

BOA WALL



P.82

CHROMOS




P.83

ELITE




P.87

FLOX



P.81

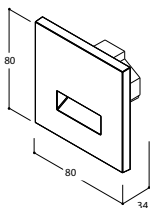
FONDA





Fonda Square

SMD LED - 0,8W - 230V 50-60Hz AC
 60 lumen 2700K CRI80
 60 lumen 3000K CRI80
 dimmability: not dimmable



housing	2700K	3000K	€
text. white	452057	452047	92,-
text. black	452036	452026	92,-
brush. alu	452022	452012	92,-
+ Clamp set		145900	8,-

Fits on standard round electrical accessory box with screws



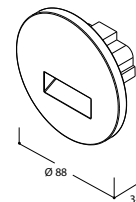
Installation depth 61 mm

68 mm 63 x 63 mm

CASAMBI
ON DEMAND

Fonda Round

SMD LED - 0,8W - 230V 50-60Hz AC
 60 lumen 2700K CRI80
 60 lumen 3000K CRI80
 dimmability: not dimmable



housing	2700K	3000K	€
text. white	452257	452247	92,-
text. black	452236	452226	92,-
brush. alu	452222	452212	92,-
+ Clamp set		145900	8,-

Fits on standard round electrical accessory box with screws



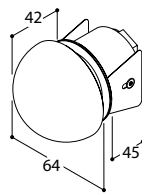

Installation depth 61 mm

68 mm

CASAMBI
ON DEMAND

scan for
specsheet - price





48 mm
Installation depth 45 mm

Chromos

CREE XPE - 1,2W - 350mA DC - (3,2VF)

94 lumen 2700K CRI80

94 lumen 3000K CRI80

dimmability: PWM/CCR

housing	2700K	3000K	€
text. white	177078	177927	95,-
text. black	177076	177928	95,-
chrome	177070	177920	124,-
+ conbox + frame for plaster	177077		27,-
+ frame for plaster	177097		12,-

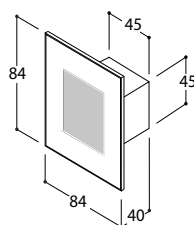
4000K on demand

CASAMBI
ON DEMAND



scan for
specsheet - price





Elite


SMD LED - 0,8W - 230V 50-60Hz AC

60 lumen 2700K CRI80

60 lumen 3000K CRI80

dimmability: not dimmable

beam 120°


housing	2700K	3000K	€
text. white	145531	145611	87,-
text. black	145567	145626	87,-
chrome	145541	145621	118,-
stainless steel	145530	145610	87,-
+ Clamp set 		145900	8,-

 Fits on standard round electrical accessory box with screws



Installation depth 61 mm

 68 mm  63 x 63 mm

 4000K on demand

CASAMBI
ON DEMAND

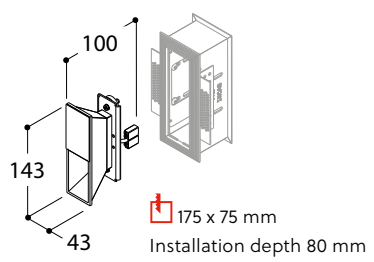


scan for
specsheet - price





NEW



Boa Trimless Wall

POWERLED - 6,44W - 700mA DC - (9,2VF)
 500 lumen 2700K CRI90
 520 lumen 3000K CRI90
 dimmability: PWM/CCR

housing	focus	2700K	3000K	€
text. white	text. white	405067	405057	127,-
text. white	gold ano	405082	405072	116,-
text. black	gold ano	405096	405086	116,-
text. black	text. white	405095	405085	127,-
+ frame for plastered concrete slabs		701187		120,-
+ frame + box for plaster		701177		152,-
+ frame for plaster		701117		69,-

4000K on demand

CASAMBI
ON DEMAND


Converter matrix, see back flap

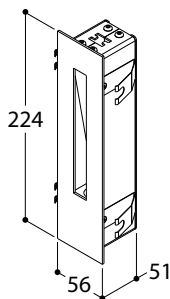
Boa family members:



scan for
specsheet - price

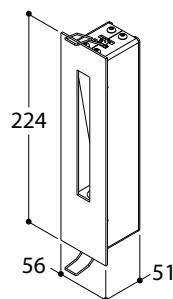






216 x 43 mm
Installation depth 56 mm

LEAF



216 x 43 mm
Installation depth 56 mm

TORSION

Flox Nxt 230V Leaf / Torsion

LUXEON M - 3,82W - 230V 50-60Hz AC

400 lumen 2700K CRI90

429 lumen 3000K CRI90

dimmability: mains dim LC

housing	focus	2700K LEAF	3000K LEAF	2700K TORSION	3000K TORSION	€
text. white	text. white	131147	131137	131247	131237	150,-
text. white	gold ano	131192	131182	131292	131282	154,-
text. black	gold ano	131196	131186	131296	131286	154,-
+ frame for plaster		230 x 57 mm - Installation depth 56 mm			131197	27,-
+ box for plaster		431 x 114 mm - Installation depth 90 mm			131177	51,-

Halosphere (dim 3000K-1800K) on demand

4000K on demand


CASAMBI
ON DEMAND




scan for
specsheet - price



wall mounted




NEW




P.91

BERRIER JR WALL




P.99

BLOX



P.103

BOA WALL UP/DOWN




P.98

BRIX



P.101

DARTLING




P.93

FUNNEL DOWN



P.95

FUNNEL UP/DOWN



P.97

NOBEL UP/DOWN





NEW

wall mounted

Berrier Junior Wall 350mA

LUXEON M - 3,82W - 350mA DC - (10,95 Vf)

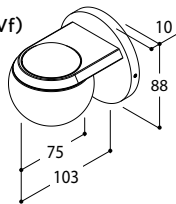
400 lumen 2700K CRI90

429 lumen 3000K CRI90

dimmability: PMW/CCR

beam 60°

up or down



42 mm
Installation depth 50 mm

Fits on standard round electrical accessory box with screws hole dia 68

Installation depth 61 mm

housing	focus	2700K	3000K	€
text. white	text. white	456734	456724	275,-
text. black	text. black	456702	456712	275,-
text. black	gold ano	456796	456786	275,-
brush. gold	brush. gold	456763	456773	350,-
brush. titanium	brush. titanium	456764	456774	350,-
brush. bronze	brush. bronze	456765	456775	350,-

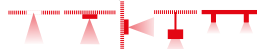
Halosphere (dim 3000K-1800K) on demand

4000K on demand

CASAMBI
ON DEMAND



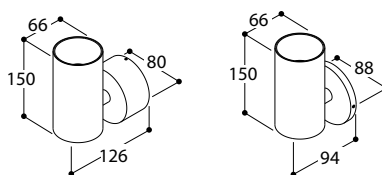
Berrier family members:



scan for
specsheet - price







Funnel Single Beam 230V

LUXEON M - 5,53W - 230V 50-60Hz AC

566 lumen 2700K CRI90
608 lumen 3000K CRI90
dimmability: mains dim LC
beam 36°

⬇ up or ⬆ down

housing	focus	2700K	3000K	€
text. white	text. white	484847	484857	260,-
text. black	text. black	484826	484836	260,-
text. black	gold ano	484886	484896	265,-
text. white	gold ano	484882	484892	265,-

Funnel Single Beam 500mA

LUXEON M - 5,53W - 500mA DC - (11,05 VF)

566 lumen 2700K CRI90
608 lumen 3000K CRI90
dimmability: PWM/CCR
beam 36°

⚙ 42 mm
Installation depth 40 mm

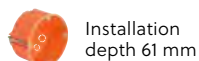
⬇ up or ⬆ down

housing	focus	2700K	3000K	€
text. white	text. white	484747	484757	236,-
text. black	text. black	484726	484736	236,-
text. black	gold ano	484786	484796	242,-
text. white	gold ano	484782	484792	242,-

scan for specsheet - price



ⓘ Fits on standard round electrical accessory box with screws hole dia 68



scan for specsheet - price



ⓘ Halosphere (dim 3000K-1800K) on demand
ⓘ 4000K on demand

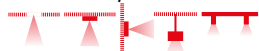
CASAMBI
ON DEMAND

ⓘ Halosphere (dim 3000K-1800K) on demand
ⓘ 4000K on demand

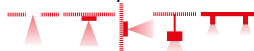
CASAMBI
ON DEMAND



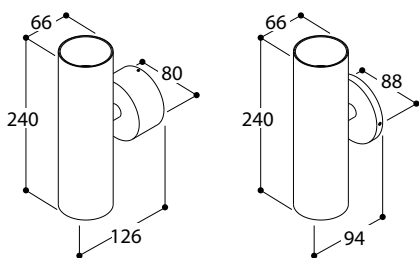
Funnel family members:



Funnel family members:







Funnel Up/Down 230V

LUXEON M - (2x) 5,53W - 230V 50-60Hz AC

2x 566 lumen 2700K CRI90
 2x 608 lumen 3000K CRI90
 dimmability: mains dim LC
 beam 36°

up/down

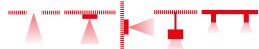
housing	focus	2700K	3000K	€
text. white	text. white	485847	485857	369,-
text. black	text. black	485826	485836	369,-
text. black	gold ano	485886	485896	379,-
text. white	gold ano	485882	485892	379,-

- Halosphere (dim 3000K-1800K) on demand
- 4000K on demand

CASAMBI ON DEMAND



Funnel family members:



Funnel Up/Down 500mA

LUXEON M - (2x) 5,53W - 500mA DC - (2x 11,05 Vf)

2x 566 lumen 2700K CRI90
 2x 608 lumen 3000K CRI90
 dimmability: PMW/CCR
 beam 36°

up/down

42 mm
 Installation depth 40 mm

housing	focus	2700K	3000K	€
text. white	text. white	485747	485757	348,-
text. black	text. black	485726	485736	348,-
text. black	gold ano	485786	485796	360,-
text. white	gold ano	485782	485792	360,-

- Fits on standard round electrical accessory box with screws hole dia 68

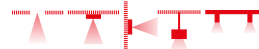
Installation depth 61 mm

- Halosphere (dim 3000K-1800K) on demand
- 4000K on demand

CASAMBI ON DEMAND



Funnel family members:



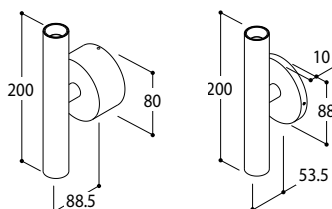
scan for specsheet - price



scan for specsheet - price







Nobel Up/Down 230V

LUXEON M - (2x) 3,82W - 230V 50-60HZ AC

2x 400 lumen 2700K CRI90

2x 429 lumen 3000K CRI90

dimmability: MAINS DIM LC

beam 36°

up/down

housing	focus	base	2700K	3000K	€
text. white	text. white	text. white	467317	467327	273,-
text. black	text. black	text. black	467356	467366	273,-
text. black	gold ano	text. black	467376	467386	282,-
Cu29	text. black	text. black	467328	467338	334,-

Nobel Up/Down 350mA

LUXEON M - (2x) 3,82W - 350mA DC - (2x 10,95 Vf)

2x 400 lumen 2700K CRI90

2x 429 lumen 3000K CRI90

dimmability: PWM/CCR

beam 36°

up/down

42 mm

Installation depth 40 mm

housing	focus	base	2700K	3000K	€
text. white	text. white	text. white	467147	467167	215,-
text. black	text. black	text. black	467126	467146	215,-
text. black	gold ano	text. black	467196	467116	224,-
Cu29	text. black	text. black	467157	467177	316,-

scan for specsheet - price



Fits on standard round electrical accessory box with screws hole dia 68



scan for specsheet - price



Halosphere (dim 3000K-1800K) on demand

4000K on demand

CASAMBI ON DEMAND

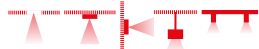
Halosphere (dim 3000K-1800K) on demand

4000K on demand

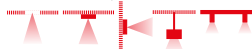
CASAMBI ON DEMAND

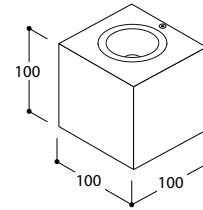
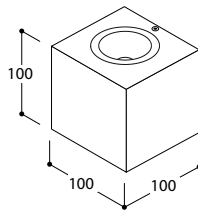


Nobel family members:



Nobel family members:





Brix Single Beam 230V

LUXEON M - 3,82W - 230V 50-60Hz AC

400 lumen 2700K CRI90

429 lumen 3000K CRI90

dimmability: mains dim RC

beam 36°

▼ up or ▲ down

housing	2700K	3000K	€
text. white	458547	458557	228,-
text. black	458526	458536	228,-
brush. alu	458512	458522	239,-

Brix Double Beam 230V

LUXEON M - (2x) 3,82W - 230V 50-60Hz AC

2x 400 lumen 2700K CRI90

2x 429 lumen 3000K CRI90

dimmability: mains dim LC

beam 36°

⬇ up/down

housing	2700K	3000K	€
text. white	458647	458657	299,-
text. black	458626	458636	299,-
brush. alu	458612	458622	311,-

scan for
specsheet - price



scan for
specsheet - price



ⓘ Halosphere (dim 3000K-1800K) on demand

ⓘ 4000K on demand

CASAMBI
ON DEMAND



Brix family members:



ⓘ Halosphere (dim 3000K-1800K) on demand

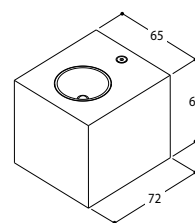
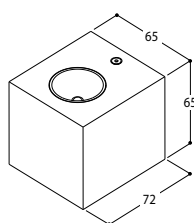
ⓘ 4000K on demand

CASAMBI
ON DEMAND



Brix family members:





Blox Single Beam 230V

CREE XPE - 1,2W - 230V 50-60Hz AC

94 lumen 2700K CRI80
 94 lumen 3000K CRI80
 dimmability: mains dim RC
 beam 70°

⬇ up or ⬆ down

housing	focus	2700K	3000K	€
text. white	chrome	175277	175297	195,-
brush. alu	brush. alu	175278	175298	183,-
text. black	gold ano	175476	175496	183,-
text. black	Cu29	175256	175266	195,-

Blox Double Beam 230V

CREE XPE - (2x) 1,2W - 230V 50-60Hz AC

2x 94 lumen 2700K CRI80
 2x 94 lumen 3000K CRI80
 dimmability: mains dim RC
 beam 70°

⬆ up/down

housing	focus	2700K	3000K	€
text. white	chrome	175377	175397	235,-
brush. alu	brush. alu	175378	175398	222,-
text. black	gold ano	175576	175596	222,-
text. black	Cu29	175356	175366	235,-

scan for
specsheet - price



scan for
specsheet - price



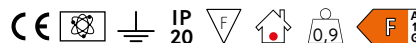
4000K on demand


CASAMBI
ON DEMAND

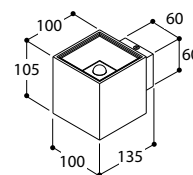
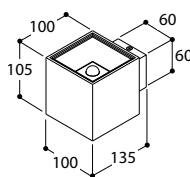


4000K on demand

CASAMBI
ON DEMAND







Dartling Single Beam 230V

LUXEON M - 3,82W - 230V 50-60Hz AC

400 lumen 2700K CRI90
429 lumen 3000K CRI90
dimmability: mains dim RC
beam 110°

⬇ up or ⬆ down

housing	focus	2700K	3000K	€
text. white	text. white	359918	359928	231,-
text. white	gold ano	359992	359982	236,-
brush. alu	brush. alu	359900	359920	231,-
text. black	silver ano	359950	359970	231,-
text. black	gold ano	359926	359946	236,-
text. black	Cu29	359956	359976	267,-

ⓘ Halosphere (dim 3000K-1800K) on demand
ⓘ 4000K on demand

CASAMBI
ON DEMAND



Dartling Double Beam 230V

LUXEON M - (2x) 3,82W - 230V 50-60Hz AC

2x 400 lumen 2700K CRI90
2x 429 lumen 3000K CRI90
dimmability: mains dim LC
beam 110°

⬆ up/down

housing	focus	2700K	3000K	€
text. white	text. white	359818	359828	319,-
text. white	gold ano	359892	359882	329,-
brush. alu	brush. alu	359800	359820	319,-
text. black	silver ano	359850	359870	319,-
text. black	gold ano	359826	359846	329,-
Cu29	Cu29	359857	359877	484,-
text. black	Cu29	359856	359876	344,-

ⓘ Halosphere (dim 3000K-1800K) on demand
ⓘ 4000K on demand

CASAMBI
ON DEMAND



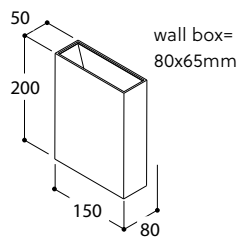
scan for
specsheet - price



scan for
specsheet - price







Boa Up/Down 230V

CITIZEN LED - (2x) 6,44W - 230V 50-60Hz AC

2x 500 lumen 2700K CRI90

2x 520 lumen 3000K CRI90

dimmiability: mains dim LC

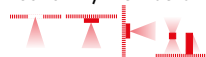


housing	focus	2700K	3000K	€
text. white	text. white	405447	405437	395,-
text. black	gold ano	405426	405416	404,-
text. white	gold ano	405492	405482	404,-
text. black	text. white	405495	405485	395,-

DALI / CASAMBI
ON DEMAND

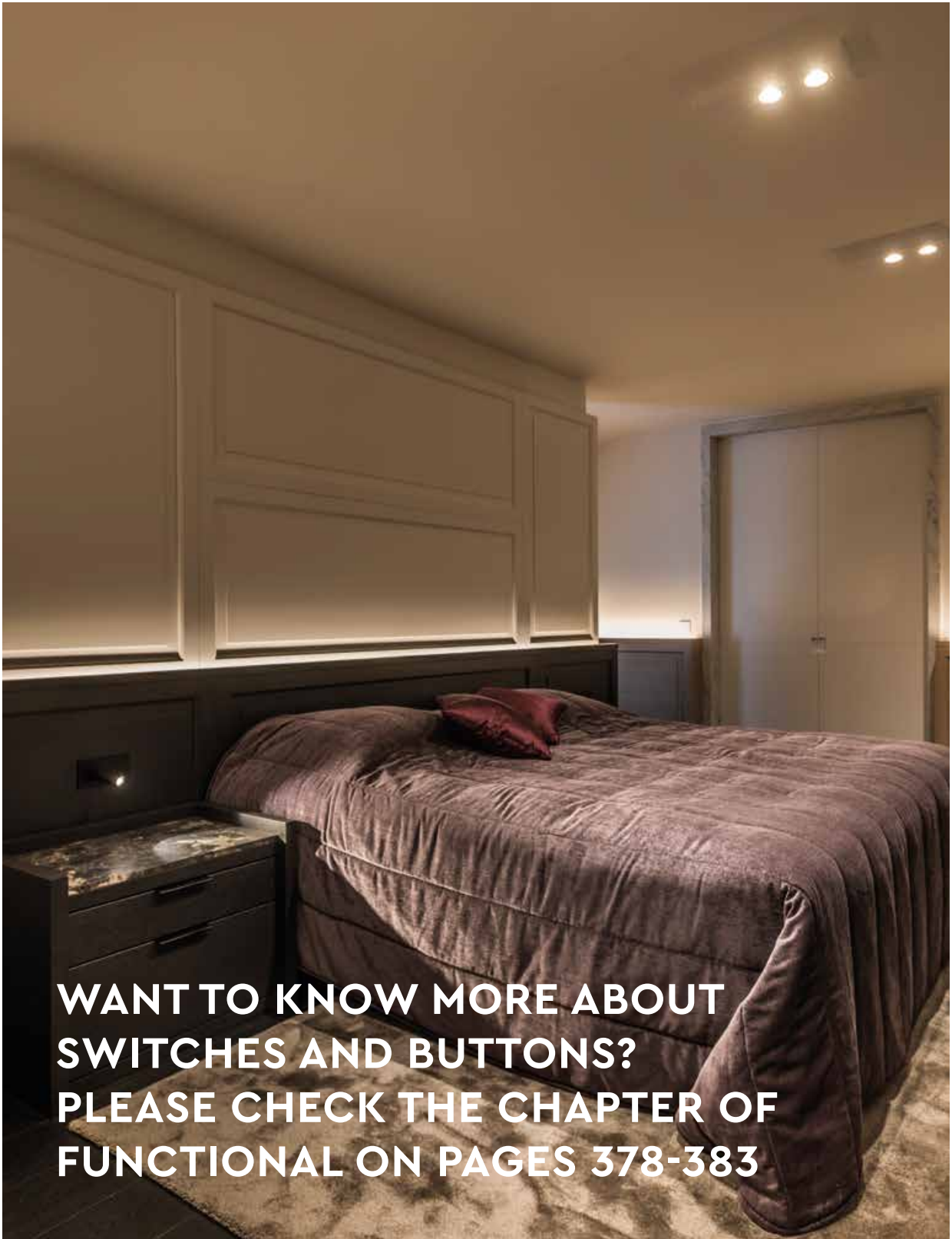


Boa family members:



scan for
specsheet - price






**WANT TO KNOW MORE ABOUT
SWITCHES AND BUTTONS?
PLEASE CHECK THE CHAPTER OF
FUNCTIONAL ON PAGES 378-383**

Cockpit 2-way switch / Push button / Mains Dimmer

wall mounted





scan for
lithoss website



DESIGNED
SWITCHES
Lithoss 

ceiling mounted






P.143

B4 SURFACE




P.143

B4 TILT




P.109

BERRIER JR 230V



P.111

BERRIER JR 350mA




P.111

BERRIER CONE JR




P.145

BOA



P.131-135

CLEVER



P.141

DICE



P.141

DJANGO




P.149

DOMINO



P.119-125

FUNNEL ELBOW




P.129

FUNNEL ON 150




P.129

FUNNEL ON 240




P.127

FUNNEL ON SPLASH



P.113

MICROSCOOP



P.147

MICRO TOMMY




P.115

MINI SCOOP




P.150

M10 BASE PRO




P.117

NOBEL ELBOW



P.139

PIXL 4 - PIXL 7




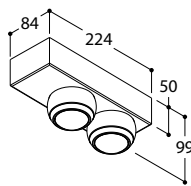
P.137

TWIST

NEW

NEW





↻ 359° ↷ 45°

Berrier Junior 230V

LUXEON M - (2x) 3,82W - 230V 50-60Hz AC

2x 400 lumen 2700K CRI90

2x 429 lumen 3000K CRI90

dimmability: mains dim LC

beam 60°

housing	focus	2700K	3000K	€
text. black	text. black	456502	456512	511,-
text. white	text. white	456534	456524	511,-
text. white	text. black	456552	456562	511,-
text. black	gold ano	456596	456586	521,-

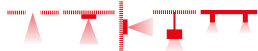
ⓘ Halosphere (dim 3000K-1800K) on demand

ⓘ 4000K on demand

CASAMBI
ON DEMAND



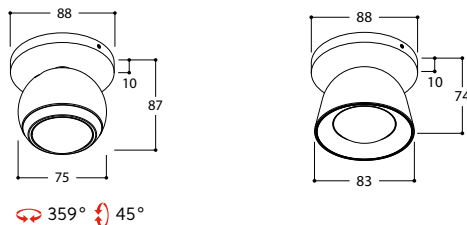
Berrier family members:



scan for
specsheet - price







42 mm / Installation depth 40 mm

Berrier Junior 350mA

LUXEON M - 3,82W - 350mA DC - (10,95 Vf)

400 lumen 2700K CRI90
429 lumen 3000K CRI90
dimmability: PWM/CCR
beam 60°

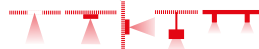
housing	focus	2700K	3000K	€
text. black	text. black	456402	456412	232,-
text. white	text. white	456434	456424	232,-
text. white	text. black	456452	456462	232,-
text. black	gold ano	456496	456486	236,-

- Halosphere (dim 3000K-1800K) on demand
- 4000K on demand

CASAMBI
ON DEMAND



Berrier family members:



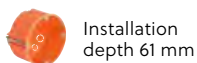
Berrier Cone Junior 350mA

LUXEON M - 3,82W - 350mA DC - (10,95 Vf)

400 lumen 2700K CRI90
429 lumen 3000K CRI90
dimmability: PWM/CCR
beam 60°

housing	focus	2700K	3000K	€
text. black	text. black	450402	450412	232,-
text. white	text. white	450434	450424	232,-
text. white	text. black	450452	450462	232,-
text. black	gold ano	450496	450486	236,-

- Fits on standard round electrical accessory box with screws hole dia 68



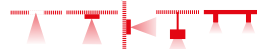
Installation depth 61 mm

- Halosphere (dim 3000K-1800K) on demand
- 4000K on demand

CASAMBI
ON DEMAND



Berrier family members:




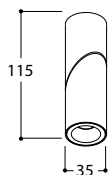
scan for
specsheet - price



scan for
specsheet - price







↻ 359° ↻ 359°

❗ Fits on box only in combination with wall adapter
Installation depth 61 mm



Microscop 350mA

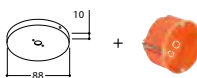
LUXEON M - 3,82W - 350mA DC - (10,95 Vf)

400 lumen 2700K CRI90

429 lumen 3000K CRI90

dimmability: PWM/CCR - beam 36°

housing	focus	2700K	3000K	€
text. white	text. white	407027	407227	157,-
text. black	text. black	407026	407226	157,-
Cu29	text. black	407057	407257	237,-
text. white	text. black	407095	407295	157,-
text. black	gold ano	407096	407296	176,-
brush. gold	text. black	407013	407213	220,-
brush. titanium	text. black	407014	407214	220,-
brush. bronze	text. black	407015	407215	220,-
+ Microscop wall adapter	text. white	407947	407947	46,-
	text. black	407926	407926	46,-



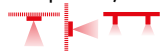
❗ Halosphere (dim 3000K-1800K) on demand

❗ 4000K on demand

CASAMBI
ON DEMAND



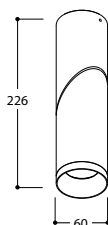
Scoop family members:



scan for
specsheet - price








↻ 359° ↻ 90°
Installation depth 61 mm

Mini Scoop 230V

LUXEON M - 7,84 W - 230V 50-60Hz AC

755 lumen 2700K CRI90
810 lumen 3000K CRI90
dimmability: mains dim LC
beam 9° - 38° - 60°

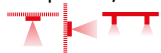
housing	2700K			€
	9°	38°	60°	
text. white	179727	179747	179767	319,-
text. black	179706	179726	179746	319,-
housing	3000K			€
text. white	179737	179757	179777	319,-
text. black	179716	179736	179756	319,-
+ Mini Scoop foot		text. white	179090	26,-
		text. black	179091	26,-

- ⓘ Halosphere (dim 3000K-1800K) on demand
- ⓘ 4000K on demand

CASAMBI
ON DEMAND




Scoop family members:



scan for
specsheet - price

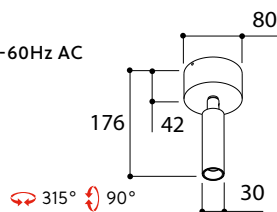






Nobel Elbow 230V

LUXEON M - 3,82W - 230V 50-60Hz AC
 400 lumen 2700K CRI90
 429 lumen 3000K CRI90
 dimmability: mains dim LC
 beam 36°



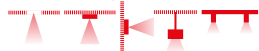
housing	focus	2700K	3000K	€
text. white	text. white	459107	459117	176,-
text. black	text. black	459102	459112	176,-
text. black	gold ano	459106	459156	181,-
brush. gold	text. black	459203	459213	250,-
brush. titanium	text. black	459204	459214	250,-
brush. bronze	text. black	459205	459215	250,-

- Halosphere (dim 3000K-1800K) on demand
- 4000K on demand

CASAMBI
ON DEMAND

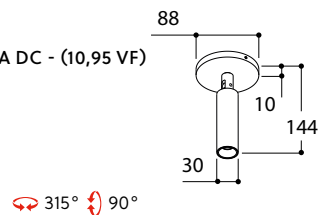


Nobel family members:



Nobel Elbow 350mA

LUXEON M - 3,82W - 350mA DC - (10,95 VF)
 400 lumen 2700K CRI90
 429 lumen 3000K CRI90
 dimmability: PWM/CCR
 beam 36°



housing	focus	2700K	3000K	€
text. white	text. white	459047	459036	159,-
text. black	text. black	459026	459057	159,-
text. black	gold ano	459096	459086	163,-
brush. gold	text. black	459403	459413	225,-
brush. titanium	text. black	459404	459414	225,-
brush. bronze	text. black	459405	459415	225,-

42 mm / Installation depth 40 mm

- Fits on standard round electrical accessory box with screws hole dia 68



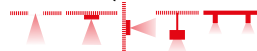
Installation depth 61 mm

- Halosphere (dim 3000K-1800K) on demand
- 4000K on demand

CASAMBI
ON DEMAND



Nobel family members:



scan for
specsheet - price



scan for
specsheet - price





Nobel Elbow M10 350mA

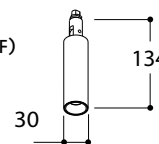
LUXEON M - 3,82W - 350mA DC - (10,95 VF)

400 lumen 2700K CRI90

429 lumen 3000K CRI90

dimmiability: PWM/CCR

beam 36°



↻ 315° ↻ 90°

housing	focus	2700K	3000K	€
text. white	text. white	459547	459557	115,-
text. black	text. black	459526	459536	115,-
Cu29	text. black	459567	459577	161,-
text. black	gold ano	459596	459586	120,-
brush. gold	text. black	459803	459813	140,-
brush. titanium	text. black	459804	459814	140,-
brush. bronze	text. black	459805	459815	140,-

+ M10 Base, see end of this chapter

+ Possible on Ringo, M10 bases and Profiles

i Halosphere (dim 3000K-1800K) on demand

i 4000K on demand

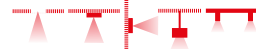
CASAMBI
ON DEMAND


scan for
specsheet - price



Converter matrix, see back flap        

Nobel family members:





ceiling mounted

Funnel Elbow M10 230V

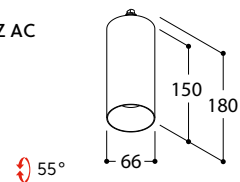
LUXEON M - 7,84 W - 230V 50-60HZ AC

755 lumen 2700K CRI90

810 lumen 3000K CRI90

dimmiability: mains dim RC

beam 36°



housing	focus	2700K	3000K	€
text. white	text. white	478667	478677	247,-
text. black	text. black	478646	478656	247,-
text. black	gold ano	478706	478716	252,-
text. white	gold ano	478702	478712	252,-

+ Possible on M10 bases and Profiles

i Halosphere (dim 3000K-1800K) on demand

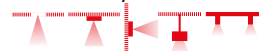
i 4000K on demand

CASAMBI
ON DEMAND

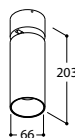
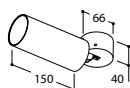
scan for
specsheet - price



Funnel family members:







90°

Funnel Elbow 230V

LUXEON M - 7,84 W - 230V 50-60Hz AC

755 lumen 2700K CRI90

810 lumen 3000K CRI90

dimmability: mains dim RC

beam 36°

housing	focus	2700K	3000K	€
text. white	text. white	479647	479657	281,-
text. black	text. black	479626	479636	281,-
text. black	gold ano	479686	479696	285,-
text. white	gold ano	479682	479692	285,-
brush. gold	text. black	479603	479613	393,-
brush. titanium	text. black	479604	479614	393,-
brush. bronze	text. black	479605	479615	393,-

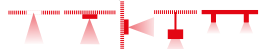
ⓘ Halosphere (dim 3000K-1800K) on demand

ⓘ 4000K on demand

CASAMBI
ON DEMAND



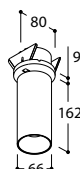
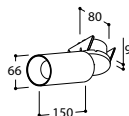
Funnel family members:



scan for
specsheet - price

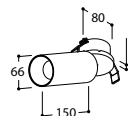






70 mm
Installation depth 50 mm
60°

LEAF



70 mm
Installation depth 50 mm
60°

TORSION

Funnel Elbow 230V Leaf / Torsion

LUXEON M - 7,84 W - 230V 50-60Hz AC

755 lumen 2700K CRI90
810 lumen 3000K CRI90
dimmability: mains dim RC
beam 36°

housing	focus	2700K LEAF	3000K LEAF	2700K TORSION	3000K TORSION	€
text. white	text. white	479947	479957	479948	479958	232,-
text. black	text. black	479926	479936	479927	479937	232,-
text. black	gold ano	479986	479996	479987	479997	236,-
text. white	gold ano	479982	479992	479983	479993	236,-

- Halosphere (dim 3000K-1800K) on demand
- 4000K on demand

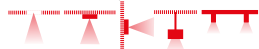
CASAMBI
ON DEMAND



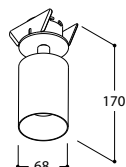
scan for
specsheet - price



Funnel family members:

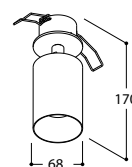






56 mm
Installation depth 50 mm
359° 40°

LEAF



56 mm
Installation depth 50 mm
359° 40°

TORSION



Funnel Elbow 700mA Leaf / Torsion

LUXEON M 7,84W - 700mA DC - (11,2 VF)

755 lumen 2700K CRI90
810 lumen 3000K CRI90
dimmable PWM or CCR
beam 36°

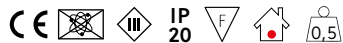
housing	2700K LEAF	3000K LEAF	€
text. white	484247	484347	180,-
text. black	484226	484326	180,-

housing	2700K TORSION	3000K TORSION	€
text. white	484047	484147	180,-
text. black	484026	484126	180,-

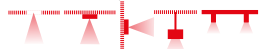
- Halosphere (dim 3000K-1800K) on demand
- 4000K on demand

CASAMBI
ON DEMAND

Converter matrix, see back flap



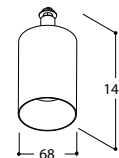
Funnel family members:



Funnel Elbow 700mA M10

LUXEON M 7,84W - 700mA DC- (11,2 VF)

755 lumen 2700K CRI90
810 lumen 3000K CRI90
dimmable PWM or CCR
beam 36°



housing	2700K	3000K	€
text. white	484447	484547	154,-
text. black	484426	484526	154,-

+ Possible on M10 bases and Profiles

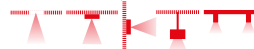
- Halosphere (dim 3000K-1800K) on demand
- 4000K on demand

CASAMBI
ON DEMAND

Converter matrix, see back flap




Funnel family members:



scan for
specsheet - price



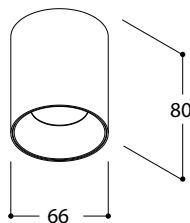




Funnel On Splash 230V

LUXEON M - 3,82W - 230V 50-60Hz AC

400 lumen 2700K CRI90
 429 lumen 3000K CRI90
 dimmability: mains dim RC
 beam 36°



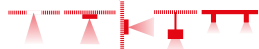
housing	focus	2700K	3000K	€
text. white	text. white	433947	433948	228,-
text. black	text. black	433926	433927	228,-
text. black	gold ano	433996	433997	235,-
text. white	gold ano	433992	433993	235,-
brush. gold	text. black	433903	433913	275,-
brush. titanium	text. black	433904	433914	275,-
brush. bronze	text. black	433905	433915	275,-

- Halosphere (dim 3000K-1800K) on demand
- 4000K on demand

CASAMBI
ON DEMAND




Funnel family members:



scan for
specsheet - price



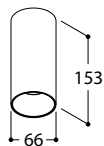




Funnel On 150 230V

LUXEON M - 7,84 W - 230V 50-60Hz AC

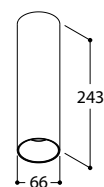
755 lumen 2700K CRI90
810 lumen 3000K CRI90
dimmability: mains dim RC
beam 36°



Funnel On 240 230V

LUXEON M - 7,84 W - 230V 50-60Hz AC

755 lumen 2700K CRI90
810 lumen 3000K CRI90
dimmability: mains dim RC
beam 36°



housing	focus	2700K	3000K	€
text. white	text. white	479447	479457	202,-
text. black	text. black	479426	479436	202,-
text. black	gold ano	479486	479496	208,-
text. white	gold ano	479482	479492	208,-
brush. gold	text. black	479403	479413	242,-
brush. titanium	text. black	479404	479414	242,-
brush. bronze	text. black	479405	479415	242,-

housing	focus	2700K	3000K	€
text. white	text. white	479547	479557	255,-
text. black	text. black	479526	479536	255,-
text. black	gold ano	479586	479596	259,-
text. white	gold ano	479582	479592	259,-

scan for specsheet - price



scan for specsheet - price

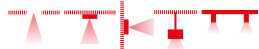


- Halosphere (dim 3000K-1800K) on demand
- 4000K on demand

CASAMBI ON DEMAND



Funnel family members:

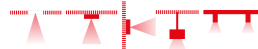


- Halosphere (dim 3000K-1800K) on demand
- 4000K on demand

CASAMBI ON DEMAND

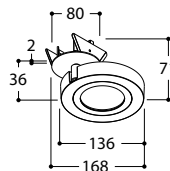


Funnel family members:



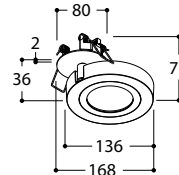


NEW



70 mm
Installation depth: 40mm
0° to 315° 0° to 90°

LEAF



70 mm
Installation depth: 40mm
0° to 315° 0° to 90°

TORSION

Clever Semi-Recessed 230V Leaf / Torsion



ADA AC - 10W - 230V 50HZ AC

900 lumen 2700K CRI90

960 lumen 3000K CRI90

dimmability: mains dim RC

beam 24° - 40° - 60°

	housing	2700K LEAF	3000K LEAF	2700K TORSION	3000K TORSION	€
24°	text. white	291000	291005	291100	291105	246,-
	text. black	291010	291015	291110	291115	246,-
40°	text. white	291001	291007	291101	291107	246,-
	text. black	291011	291017	291111	291117	246,-
60°	text. white	291003	291009	291103	291109	246,-
	text. black	291013	291019	291113	291119	246,-
+ Honeycomb					291090	45,-
+ Antiglare Ring		text. black			291099	37,-

4000K on demand

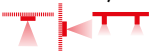
DALI / CASAMBI ON DEMAND



scan for specsheet - price



Clever family members:







Clever Surface Mounted 230V

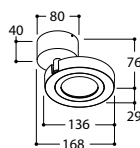
ADA AC - 10W - 230V 50HZ AC

900 lumen 2700K CRI90

960 lumen 3000K CRI90

dimmability: mains dim RC

beam 24° - 40° - 60°

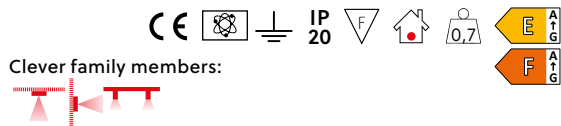


0° to 315° 0° to 90°

	housing	2700K	3000K	€
24°	text. white	291300	291305	257,-
	text. black	291310	291315	257,-
40°	text. white	291301	291307	257,-
	text. black	291311	291317	257,-
60°	text. white	291303	291309	257,-
	text. black	291313	291319	257,-
	+ Honeycomb		291090	45,-
	+ Antiglare Ring	text. black	291099	37,-

4000K on demand

DALI / CASAMBI
ON DEMAND



Clever Recessed Base Large 230V

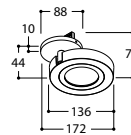
ADA AC - 10W - 230V 50HZ AC

900 lumen 2700K CRI90

960 lumen 3000K CRI90

dimmability: mains dim RC

beam 24° - 40° - 60°



42 mm
Installation
depth: 40mm

0° to 315° 0° to 90°

Fits on standard round electrical
accessory box with screws hole dia 68

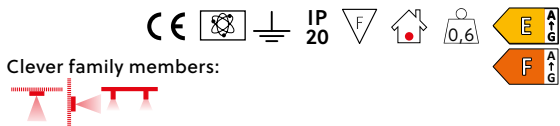


Installation
depth 61 mm

	housing	2700K	3000K	€
24°	text. white	291200	291205	252,-
	text. black	291210	291215	252,-
40°	text. white	291201	291207	252,-
	text. black	291211	291217	252,-
60°	text. white	291203	291209	252,-
	text. black	291213	291219	252,-
	+ Honeycomb		291090	45,-
	+ Antiglare Ring	text. black	291099	37,-

4000K on demand

DALI / CASAMBI
ON DEMAND



scan for
specsheet - price



scan for
specsheet - price



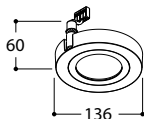


NEW





Clever M10 230V

ADA AC - 10W - 230V 50HZ AC
 900 lumen 2700K CRI90
 960 lumen 3000K CRI90
 dimmability: mains dim RC
 beam 24° - 40° - 60°



↻ 0° to 315° ↻ 0° to 90°

	housing	2700K	3000K	€
24°	text. white	291500	291505	213,-
	text. black	291510	291515	213,-
40°	text. white	291501	291507	213,-
	text. black	291511	291517	213,-
60°	text. white	291503	291509	213,-
	text. black	291513	291519	213,-

- + Honeycomb  291090 45,-
- + Antiglare Ring  text. black 291099 37,-

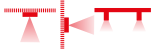
+ M10 Base, see end of this chapter

ⓘ 4000K on demand

DALI / CASAMBI
ON DEMAND



Clever family members:

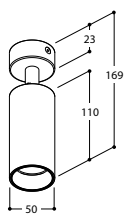



scan for
specsheet - price





NEW



0° to 350° 0° to 90°



Twist Surface Mounted Base 230V

CERTAFLUX - 9W - 230V 50-60HZ AC

850 lumen 2700K CRI92

893 lumen 3000K CRI92

dimmability: mains dim LC

beam 15° - 36° - 60°

	housing	2700K	3000K	€
15°	text. white	292017	292027	100,-
	text. black	292016	292026	100,-
36°	text. white	292037	292047	100,-
	text. black	292036	292046	100,-
60°	text. white	292067	292077	100,-
	text. black	292066	292076	100,-

4000K on demand

CASAMBI
ON DEMAND




Twist family members:




scan for
specsheet - price







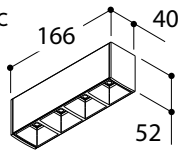
NEW



NEW

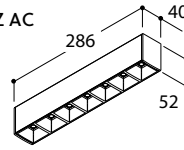
Pixl 4 230V

LED ARRAY L139 - 7,92W- 230V 50-60HZ AC
 1118 lumen 2700K CRI90
 1174 lumen 3000K CRI90
 dimmability: mains dimm RC
 beam 50° or 80°



Pixl 7 230V

LED ARRAY L278 - 13,93W- 230V 50-60HZ AC
 1982 lumen 2700K CRI90
 2081 lumen 3000K CRI90
 dimmability: mains dimm RC
 beam 50° or 80°



	housing	2700K	3000K	€
50°	text. white	417447	417437	175,-
	text. black	417426	417416	175,-
80°	text. white	417467	417457	175,-
	text. black	417446	417436	175,-

	housing	2700K	3000K	€
50°	text. white	417547	417537	210,-
	text. black	417526	417516	210,-
80°	text. white	417567	417557	210,-
	text. black	417546	417536	210,-

scan for
specsheet - price



scan for
specsheet - price



4000K on demand

DALI / CASAMBI
ON DEMAND



Pixl family members:



4000K on demand


DALI / CASAMBI
ON DEMAND



Pixl family members:

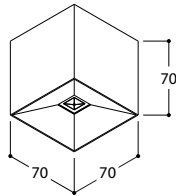






Dice 230V

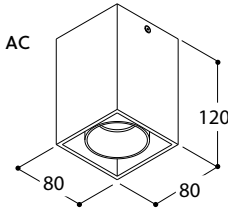
LUXEON M - 3,82W - 230V 50-60Hz AC
 400 lumen 2700K CRI90
 429 lumen 3000K CRI90
 dimmability: mains dimm RC
 beam 50°



housing	2700K	3000K	€
text. white	377147	377137	126,-
text. black	377126	377116	126,-

Django Haloled 230V

LUXEON M - 5,53W - 230V 50-60Hz AC
 566 lumen 2700K CRI90
 608 lumen 3000K CRI90
 dimmability: not dimmable
 beam 36°



housing	focus	2700K	3000K	€
text. white	text. white	371941	371943	195,-
text. black	text. black	371942	371944	195,-
text. white	text. black	371945	371946	195,-

scan for
specsheet - price



scan for
specsheet - price



ⓘ Halosphere (dim 3000K-1800K) on demand
 ⓘ 4000K on demand

CASAMBI
ON DEMAND



ⓘ 4000K on demand

CASAMBI
ON DEMAND

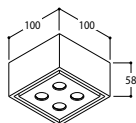






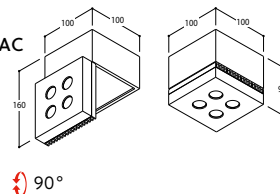
B4 Surface 230V

CREE XPG - 7,91W - 230V 50-60Hz AC
 832 lumen 2700K CRI92
 832 lumen 3000K CRI92
 dimmability: mains dim LC



B4 Tilt 230V

CREE XPG - 7,91W - 230V 50-60Hz AC
 832 lumen 2700K CRI92
 832 lumen 3000K CRI92
 dimmability: mains dim LC



housing	2700K			€
	10°	25°	46°	
text. white	390647	390747	390847	271,-
text. black	390626	390726	390826	271,-
housing	3000K			€
	10°	25°	46°	
text. white	390657	390757	390857	271,-
text. black	390636	390736	390836	271,-

housing	2700K			€
	10°	25°	46°	
text. white	391237	391337	391437	429,-
text. black	391216	391316	391416	429,-
housing	3000K			€
	10°	25°	46°	
text. white	391247	391347	391447	429,-
text. black	391226	391326	391426	429,-

scan for specsheet - price



scan for specsheet - price



4000K on demand

CASAMBI ON DEMAND



B4 family members:




4000K on demand

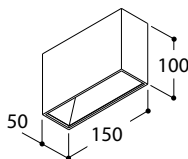

CASAMBI ON DEMAND



B4 family members:







Boa 230V

CITIZEN LED - 6,44W - 230V 50-60Hz AC

500 lumen 2700K CRI90

520 lumen 3000K CRI90 dimmability: mains dim LC

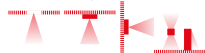
housing	focus	2700K	3000K	€
text. white	text. white	406247	406237	226,-
text. black	text. white	406295	406285	226,-
text. white	gold ano	406292	406282	232,-
text. black	gold ano	406226	406216	232,-

4000K on demand

CASAMBI
ON DEMAND




Boa family members:




scan for
specsheet - price







NEW



Micro Tommy 2 230V

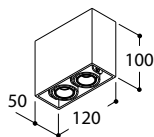
LUXEON M - (2x) 3,82W - 230V 50-60Hz AC

2x 400 lumen 2700K CRI90

2x 429 lumen 3000K CRI90

dimmability: mains dim RC

beam 36°



↻ 15° ↺ 20°

Micro Tommy 3 230V

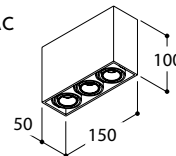
LUXEON M - (3x) 3,82W - 230V 50-60Hz AC

3x 400 lumen 2700K CRI90

3x 429 lumen 3000K CRI90

dimmability: mains dim RC

beam 36°



↻ 15° ↺ 20°

housing	focus	2700K	3000K	€
text. white	text. white	418847	418837	357,-
text. black	text. black	418826	418816	357,-
text. white	text. black	418894	418884	357,-
text. black	text. white	418895	418885	357,-
text. black	gold ano	418896	418886	366,-
text. white	gold ano	418892	418882	366,-
text. white	black RINGS	418897	418887	357,-

housing	focus	2700K	3000K	€
text. white	text. white	418747	418737	445,-
text. black	text. black	418726	418716	445,-
text. white	text. black	418794	418784	445,-
text. black	text. white	418795	418785	445,-
text. black	gold ano	418796	418786	460,-
text. white	gold ano	418792	418782	460,-
text. white	black RINGS	418797	418787	445,-

scan for specsheet - price



scan for specsheet - price




ⓘ Halosphere (dim 3000K-1800K) on demand

ⓘ 4000K on demand

CASAMBI ON DEMAND



Tommy family members:



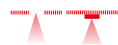
ⓘ Halosphere (dim 3000K-1800K) on demand

ⓘ 4000K on demand


DALI / CASAMBI ON DEMAND



Tommy family members:



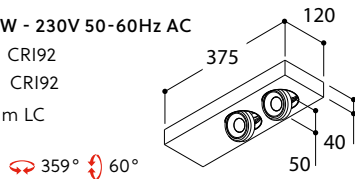




ceiling mounted

Domino Sferos Beaufort 230V

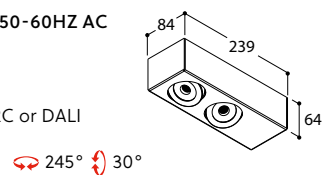
CITIZEN LED - (2x) 6,22W - 230V 50-60Hz AC
 2 x 758 lumen 2700K CRI92
 2 x 793 lumen 3000K CRI92
 dimmability: mains dim LC
 beam 36°



housing	2700K	3000K	€
text. white	468547	468557	545,-
text. black	468526	468536	545,-

Domino Basic 230V

CITIZEN - (2X) 6,48W - 230V 50-60HZ AC
 2x790 lumen 2700K CRI90
 2x822 lumen 3000K CRI90
 dimmability: mains dimm RC or DALI
 beam 36°



housing	2700K	3000K	€
	mains dimm		
text. white	468647	468657	302,-
text. black	468626	468636	302,-
	dali touch		
text. white	468747	468757	348,-
text. black	468726	468736	348,-

scan for
specsheet - price



scan for
specsheet - price



4000K on demand

CASAMBI
ON DEMAND



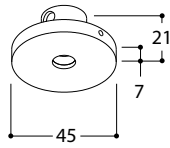
4000K on demand

CASAMBI
ON DEMAND



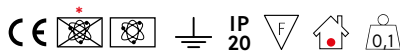
M10 Base Recessed Small

350mA DC / 500mA DC / 700mA DC / ...
... / 230V - AC*



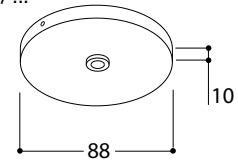
housing		€
text. white	408847	33,-
text. black	408826	33,-

20 mm
Installation depth 50 mm



M10 Base Recessed Large

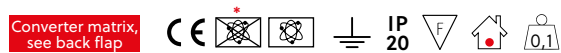
350mA DC / 500mA DC / 700mA DC / ...
... / 230V - AC*



housing		€
text. white	408947	44,-
text. black	408926	44,-
brush. gold	408913	66,-
brush. titanium	408914	66,-
brush. bronze	408915	66,-

Can be used as access point for converter!

42 mm or hole 68mm
Installation depth 50 mm Installation depth 61mm



scan for
specsheet - price

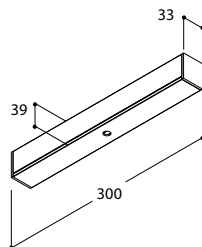


scan for
specsheet - price



M10 Base Pro 1 (300)

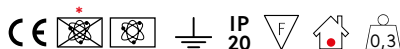
230V 50-60Hz AC



CI 350mA
mains dimm
LC

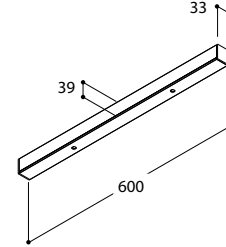
housing	230V*	€	MAX 4W	€
text. white	375848	92,-	378848	132,-
text. black	375827	92,-	378827	132,-

Halosphere (dim 3000K-1800K) on demand



M10 Base Pro 2 (600)

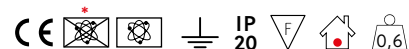
230V 50-60Hz AC



CI 350mA
mains dimm
LC

housing	230V*	€	MAX 8W	€
text. white	375548	112,-	378548	177,-
text. black	375527	112,-	378527	177,-

Halosphere (dim 3000K-1800K) on demand





scan for
specsheet - price



scan for
specsheet - price



Matchable products



NEW

NEW

ceiling mounted


Funnel Elbow M10 700mA

Funnel Elbow M10 230V

Clever M10 230V

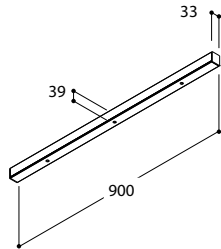
Clever M10 230V
+ Acc Focus

Nobel Elbow M10 350mA



M10 Base Pro 3 (900)

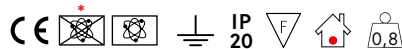
230V 50-60Hz AC



CI 350mA
mains dimm
LC

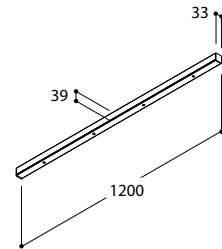
housing	230V*	€	MAX 12W	€
text. white	375648	137,-	378648	255,-
text. black	375627	137,-	378627	255,-

Halosphere (dim 3000K-1800K) on demand



M10 Base Pro 4 (1200)

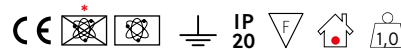
230V 50-60Hz AC



CI 350mA
mains dimm
LC

housing	230V*	€	MAX 16W	€
text. white	375748	169,-	378748	304,-
text. black	375727	169,-	378727	304,-

Halosphere (dim 3000K-1800K) on demand




scan for
specsheet - price



scan for
specsheet - price



suspended






P.165

BERRIER



P.159

BERRIER CONE JR



P.157

BERRIER JR




P.173

FLORETTE




P.167

FUNNEL




P.161

KALEBAS



P.174

KING GEORGE



P.169

KOMBO




P.176-181

M10 BASES



P.155

NOBEL



P.163

NUTS



P.170

PIXL OFFICE



P.171

PRINCE LOUIS




P.156

QUEEN ELISABETH



P.156

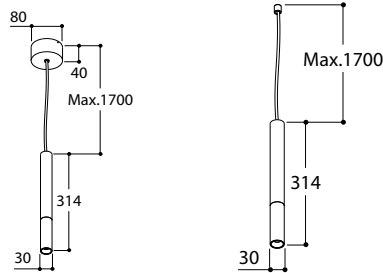
RAY



P.175

RINGO





Nobel Pi 230V

LUXEON M - 3,82W - 230V 50-60Hz AC
 400 lumen 2700K CRI90
 429 lumen 3000K CRI90
 dimmability: mains dim RC
 beam 36°

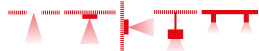
upper part	lower part	focus	2700K	3000K	€
text. black	text. black	gold ano	418496	418486	206,-
chrome	chrome	text. black	418420	418410	308,-
Cu29	Cu29	text. black	418456	418446	322,-
text. black	text. black	text. black	418402	418412	200,-
text. black	chrome	text. black	418419	418409	248,-
text. black	Cu29	text. black	418457	418447	248,-
text. white	text. white	text. white	418418	418408	200,-
text. white	text. white	text. black	418494	418484	200,-
brush. gold	brush. gold	text. black	418403	418413	280,-
brush. titanium	brush. titanium	text. black	418404	418414	280,-
brush. bronze	brush. bronze	text. black	418405	418415	280,-

- Halosphere (dim 3000K-1800K) on demand
- 4000K on demand

CASAMBI
ON DEMAND



Nobel family members:



Nobel Pi M10 350mA

LUXEON M - 3,82W - 350mA DC - (10,95 Vf)
 400 lumen 2700K CRI90
 429 lumen 3000K CRI90
 dimmability: PWM/CCR
 beam 36°

upper part	lower part	focus	2700K	3000K	€
text. black	text. black	gold ano	418296	418286	159,-
chrome	chrome	text. black	418220	418210	260,-
Cu29	Cu29	text. black	418256	418246	276,-
text. black	text. black	text. black	418202	418212	152,-
text. black	chrome	text. black	418219	418209	201,-
text. black	Cu29	text. black	418257	418247	201,-
text. white	text. white	text. white	418218	418208	152,-
text. white	text. white	text. black	418294	418284	152,-
brush. gold	brush. gold	text. black	418243	418253	215,-
brush. titanium	brush. titanium	text. black	418244	418254	215,-
brush. bronze	brush. bronze	text. black	418245	418255	215,-

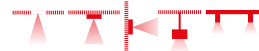
+ M10 Base, see end of this chapter

- Halosphere (dim 3000K-1800K) on demand
- 4000K on demand

CASAMBI
ON DEMAND



Nobel family members:



scan for
specsheet - price



scan for
specsheet - price

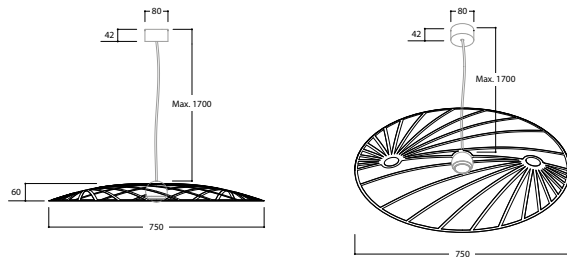




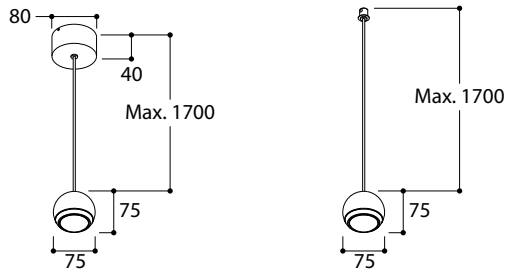
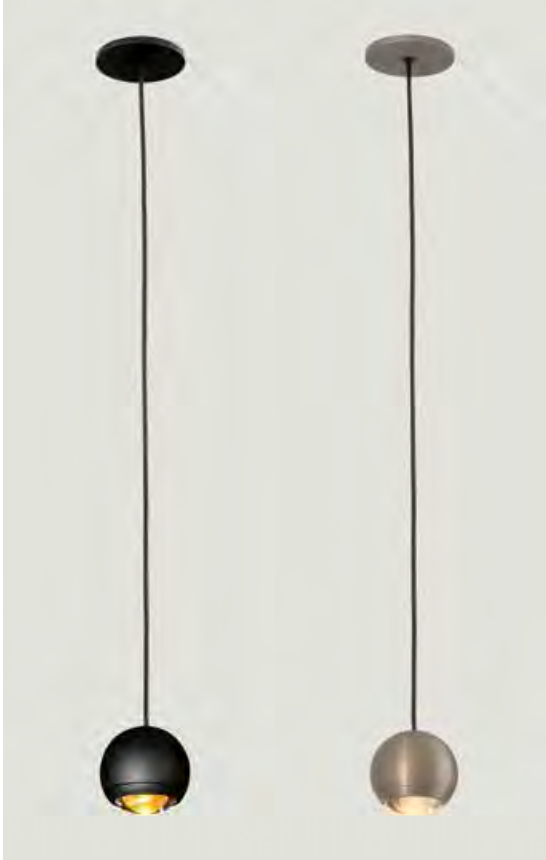
Ray

Accessory to pimp your Berrier Junior (or Cone Junior)

i Not compatible with 48V track luminaires



housing	ACCESSORY	€
text. white	487947	196,-
text. black	487926	196,-
gold ano	487903	196,-



Berrier Junior Thin Wire 230V

LUXEON M - 3,82W - 230V 50-60Hz AC

400 lumen 2700K CRI90
429 lumen 3000K CRI90
dimmability: mains dim RC
beam 60°

housing	focus	2700K	3000K	€
text. black	text. black	456002	456012	237,-
text. white	text. white	456034	456024	237,-
text. white	text. black	456052	456062	237,-
text. black	gold ano	456096	456086	243,-
brush. gold	brush. gold	456063	456073	330,-
brush. titanium	brush. titanium	456064	456074	330,-
brush. bronze	brush. bronze	456065	456075	330,-
Cu29	Cu29	456047	456057	419,-

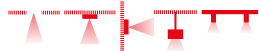
+ Compatible with Ray, see p. xxx

- Halosphere (dim 3000K-1800K) on demand
- 4000K on demand

CASAMBI
ON DEMAND



Berrier family members:



Berrier Junior Thin Wire M10 350mA

LUXEON M - 3,82W - 350mA DC - (10,95 Vf)

400 lumen 2700K CRI90
429 lumen 3000K CRI90
dimmability: PWM/CCR
beam 60°

housing	focus	2700K	3000K	€
text. black	text. black	456102	456112	191,-
text. white	text. white	456134	456124	191,-
text. white	text. black	456152	456162	191,-
text. black	gold ano	456196	456186	195,-
brush. gold	brush. gold	456163	456173	266,-
brush. titanium	brush. titanium	456164	456174	266,-
brush. bronze	brush. bronze	456165	456175	266,-
Cu29	Cu29	456147	456157	371,-

+ Compatible with Ray, see p. xxx

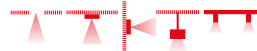
+ M10 Base, see end of this chapter

- Halosphere (dim 3000K-1800K) on demand
- 4000K on demand

CASAMBI
ON DEMAND



Berrier family members:



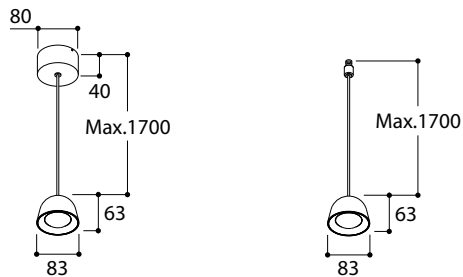

scan for
specsheet - price



scan for
specsheet - price







Berrier Cone Junior 230V

LUXEON M - 3,82W - 230V 50-60Hz AC

400 lumen 2700K CRI90
 429 lumen 3000K CRI90
 dimmability: mains dim RC
 beam 60°

housing	focus	2700K	3000K	€
text. black	text. black	450102	450112	247,-
text. white	text. white	450134	450124	247,-
text. white	text. black	450152	450162	247,-
text. black	gold ano	450196	450186	252,-

Berrier Cone Junior M10 350mA

LUXEON M - 3,82W - 350mA DC - (10,95 Vf)

400 lumen 2700K CRI90
 429 lumen 3000K CRI90
 dimmability: PWM/CCR
 beam 60°

housing	focus	2700K	3000K	€
text. black	text. black	450202	450212	193,-
text. white	text. white	450234	450224	193,-
text. white	text. black	450252	450262	193,-
text. black	gold ano	450296	450286	196,-

+ M10 Base, see end of this chapter

scan for
specsheet - price



scan for
specsheet - price

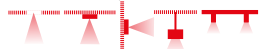


- Halosphere (dim 3000K-1800K) on demand
- 4000K on demand

CASAMBI
ON DEMAND



Berrier family members:

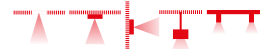


- Halosphere (dim 3000K-1800K) on demand
- 4000K on demand

CASAMBI
ON DEMAND



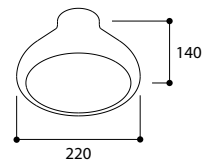
Berrier family members:



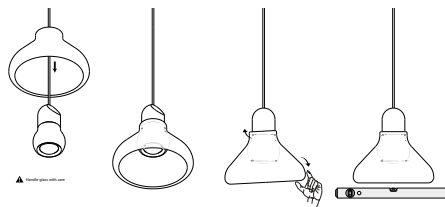


Kalebas Glass

Accessory to pimp your Kalebas

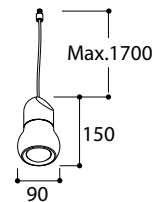
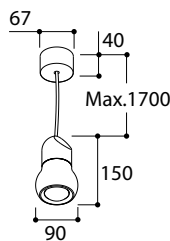


housing	ACCESSORY	€
frost. white glass	488293	177,-
frost. grey glass	488292	177,-
grey glass	488290	177,-
amber glass	488291	177,-





i kalebas Glass



Kalebas LED 230V

LUXEON M - 3,82W - 230V 50-60HZ AC

400 lumen 2700K CRI90
429 lumen 3000K CRI90
dimmability: mains dim RC
beam 60°

upper part oak	lower part	2700K	3000K	€
oak	text. black	488826	488831	383,-
black oak	text. black	488836	488841	405,-
oak	text. white	488847	488852	383,-
oak	Cu29	488850	488855	423,-

+ Compatible with kalebas Glass

Kalebas LED M10 230V

LUXEON M - 3,82W - 230V 50-60HZ AC

400 lumen 2700K CRI90
429 lumen 3000K CRI90
dimmability: mains dim RC
beam 60°

upper part oak	lower part	2700K	3000K	€
oak	text. black	488926	488931	358,-
black oak	text. black	488936	488941	381,-
oak	text. white	488947	488952	358,-
oak	Cu29	488950	488955	398,-

+ Compatible with kalebas Glass

+ M10 Base, see end of this chapter

scan for specsheet - price



scan for specsheet - price



i Halosphere (dim 3000K-1800K) on demand
i 4000K on demand

CASAMBI
ON DEMAND

i Halosphere (dim 3000K-1800K) on demand
i 4000K on demand


CASAMBI
ON DEMAND



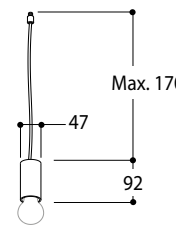
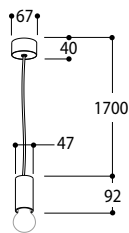
Kalebas family members:



Kalebas family members:







Nuts E27

A60 - MAX. 40W - 230V 50-60Hz AC

E27

dimmability: dependent on bulb
bulb not included

housing		€
text. white	425047	137,-
text. black	425026	137,-
chrome	425021	162,-
Cu29	425050	162,-

Nuts E27 M10

A60 - MAX. 40W - 230V 50-60Hz AC

E27

dimmability: dependent on bulb
bulb not included

housing		€
text. white	425547	101,-
text. black	425526	101,-
chrome	425521	124,-
Cu29	425550	124,-

+ M10 Base, see end of this chapter

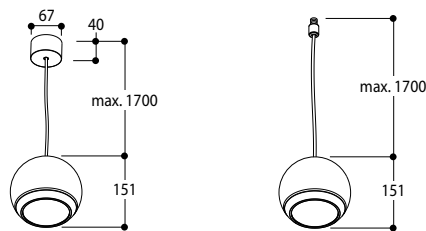
scan for
specsheet - price



scan for
specsheet - price







Berrier 230V

PREVALED - 12,7W - 230V 50-60Hz AC

1365 lumen 2700K CRI90
dimmability: mains dim LC
beam 60°

housing	focus	2700K	€
Cu29	Cu29	494050	504,-
text. black	Cu29	494056	416,-
Cu29	text. black	494057	472,-
text. white	text. white	494001	368,-
text. black	chrome	494019	405,-
text. black	text. black	494016	368,-
text. white	chrome	494020	405,-
text. black	gold ano	494096	392,-

Berrier M10 230V

PREVALED - 12,7W - 230V 50-60Hz AC

1365 lumen 2700K CRI90
dimmability: mains dim LC
beam 60°

housing	focus	2700K	€
Cu29	Cu29	494150	468,-
text. black	Cu29	494156	376,-
Cu29	text. black	494157	429,-
text. white	text. white	494101	353,-
text. black	chrome	494119	366,-
text. black	text. black	494116	353,-
text. white	chrome	494120	366,-
text. black	gold ano	494196	373,-

+ M10 Base, see end of this chapter

scan for
specsheet - price



scan for
specsheet - price

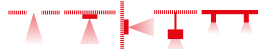


3000K on demand

CASAMBI
ON DEMAND



Berrier family members:

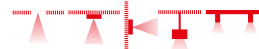


3000K on demand

CASAMBI
ON DEMAND



Berrier family members:





Funnel 240 230V

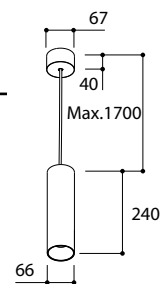
LUXEON M - 7,84W - 230V 50-60Hz AC

755 lumen 2700K CRI90

810 lumen 3000K CRI90

dimmability: mains dim RC

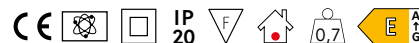
beam 36°



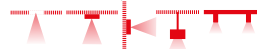
housing	focus	2700K	3000K	€
text. white	text. white	479847	479857	348,-
text. black	text. black	479826	479836	348,-
text. black	gold ano	479886	479896	356,-
text. white	gold ano	479882	479892	356,-

- Halosphere (dim 3000K-1800K) on demand
- 4000K on demand

CASAMBI
ON DEMAND



Funnel family members:



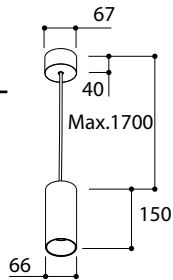
scan for
specsheet - price





Funnel 150 230V

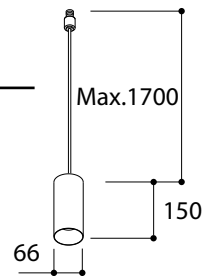
LUXEON M - 7,84W - 230V 50-60Hz AC
 755 lumen 2700K CRI90
 810 lumen 3000K CRI90
 dimmability: mains dim RC
 beam 36°



housing	focus	2700K	3000K	€
text. white	text. white	479747	479757	329,-
text. black	text. black	479726	479736	329,-
text. black	gold ano	479786	479796	335,-
text. white	gold ano	479782	479792	335,-

Funnel 150 M10 230V

LUXEON M - 7,84W - 230V 50-60Hz AC
 755 lumen 2700K CRI90
 810 lumen 3000K CRI90
 dimmability: mains dim RC
 beam 36°



housing	focus	2700K	3000K	€
text. white	text. white	478757	478767	294,-
text. black	text. black	478736	478746	294,-
text. black	gold ano	478796	478806	300,-
text. white	gold ano	478792	478802	300,-

scan for
specsheet - price



scan for
specsheet - price

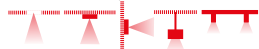


Halosphere (dim 3000K-1800K) on demand
 4000K on demand

CASAMBI
ON DEMAND

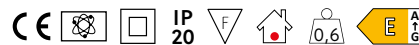


Funnel family members:

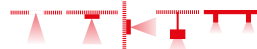


Halosphere (dim 3000K-1800K) on demand
 4000K on demand

CASAMBI
ON DEMAND



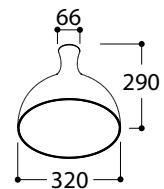
Funnel family members:





Kombo Glass

Accessory to place over your Kombo

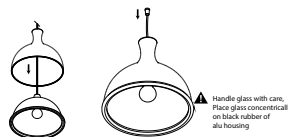


housing	ACCESSORY	€
grey	346901	246,-
brown	346902	260,-
textured grey	346903	270,-
textured brown	346904	265,-

+ Compatible with Kombo

ⓘ Before installing the luminaire, place the glass shell over the fixture

● Mount 2-pole cable in plastic tube on top of glass



Handle glass with care.
Place glass concentrically
on black rubber of
alu housing

1,5



NEW

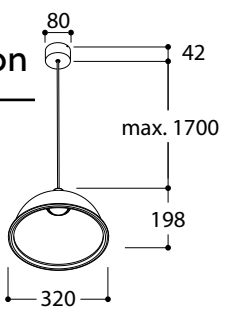


NEW

Kombo
Textured Black Bowl
+ Grey Glass

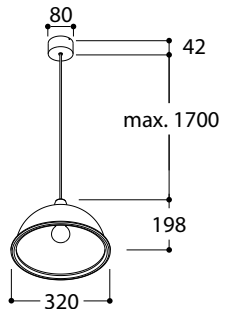
Kombo Led Suspension

CLARA - 10W - 230V 50-60HZ AC
1050 lumen 2700K CRI90
dimmability: mains dim RC



Kombo E27 Suspension

A60 - MAX. 40W - 230V 50HZ AC
E27
dimmability: dependent on bulb
bulb not included



housing	focus	mainscord white	mainscord black	€
text. white	text. white	346147	346157	556,-
text. black	text. black	-	346126	556,-
text. black	gold ano	-	346196	685,-
text. white	gold ano	346197	346187	685,-

+ Compatible with Kombo Glass

housing	focus	mainscord white	mainscord black	€
text. white	text. white	346047	346057	385,-
text. black	text. black	-	346026	385,-
text. black	gold ano	-	346096	515,-
text. white	gold ano	346097	346087	515,-

+ Compatible with Kombo Glass

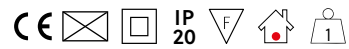
scan for
specsheet - price



scan for
specsheet - price



CASAMBI
ON DEMAND





Pixl Office DALI

LEDSYSTEM HE - 26,5W - UGR<19 - 230V 50-60Hz AC

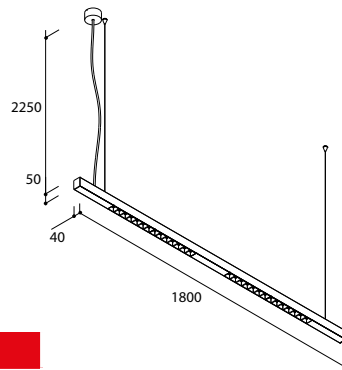
DOWN - 2772lumen (4x650lm) 3000K CRI92

UP - 2079lumen (3x650lm) 3000K CRI92

dimmiability: DALI

beam 50° or 80°

⬆️ up/down



housing	50°	80°	€
text. white	479747	479757	750,-
text. black	479726	479736	750,-


ⓘ Longer cables available on demand

ⓘ 4000K on demand

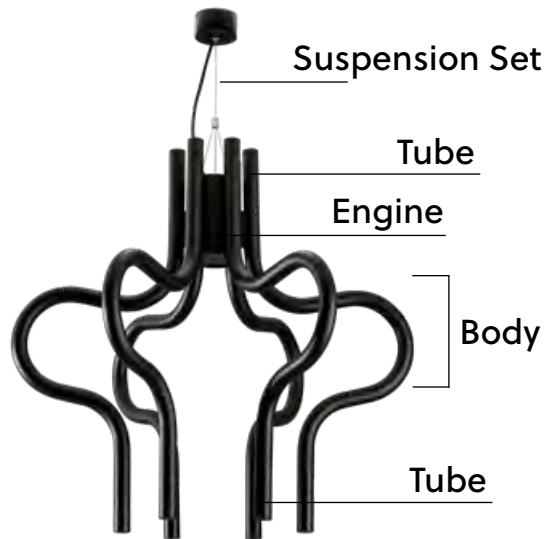


Pixl family members:





NEW



suspended

Prince Louis

* Will be soon added to King George Configurator

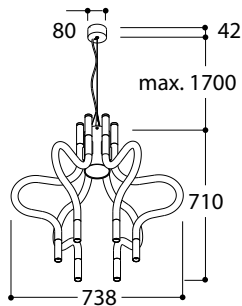
LUXEON M - 12X 3,82W - 230V 50-60Hz AC

12x 400 lumen 2700K CRI90

12x 429 lumen 3000K CRI90

dimmiability: mains dim LC or 1/10V

beam 36°



CONFIGURATION EXAMPLE REF PL0005

€

BODY PRINCE LOUIS

ENGINE 32W PRINCE LOUIS MAINS DIM

SUSPENSION SET L=4M PRINCE LOUIS BLACK 5P

TUBE KING GEORGE 3000K

PUCK KING GEORGE 3000K

2249,-

ⓘ Halosphere (dim 3000K-1800K) on demand

ⓘ 4000K on demand

CASAMBI
ON DEMAND






**WANT TO KNOW MORE ABOUT THE
FLORETTE?
PLEASE CHECK THE CHAPTER OF
CONFIGURABLE ON PAGES 308-313**

Florette

NEW

suspended





**WANT TO KNOW MORE ABOUT
THE ROYAL FAMILY?
PLEASE CHECK THE CHAPTER OF
CONFIGURABLE ON PAGES 314-317**

NEW

suspended

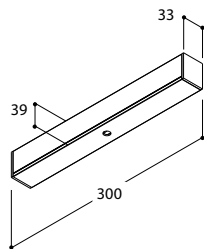


**WANT TO KNOW MORE ABOUT THE
RINGO FAMILY?
PLEASE CHECK THE CHAPTER OF
CONFIGURABLE ON PAGES 304-307**



M10 Base Pro 1 (300)

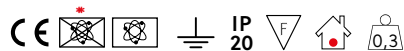
230V 50-60Hz AC



CI 350mA
mains dim LC

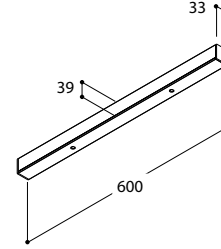
housing	230V*	€	MAX 4W	€
text. white	375848	92,-	378848	132,-
text. black	375827	92,-	378827	132,-

i Halosphere (dim 3000K-1800K) on demand



M10 Base Pro 2 (600)

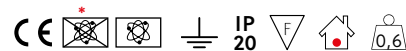
230V 50-60Hz AC



CI 350mA
mains dim LC

housing	230V*	€	MAX 8W	€
text. white	375548	112,-	378548	177,-
text. black	375527	112,-	378527	177,-

i Halosphere (dim 3000K-1800K) on demand



scan for
specsheet - price



scan for
specsheet - price



Matchable products



Nobel Pi M10



Berrier Junior M10



Cone Berrier Junior M10



Kalebas M10



Nuts M10



Funnel 150 M10



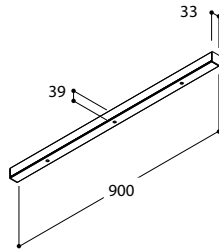
Berrier M10

i For custom made lengths please use Protut profile with M10 modules P.280

suspended

M10 Base Pro 3 (900)

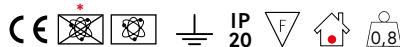
230V 50-60Hz AC



CI 350mA
mains dim LC

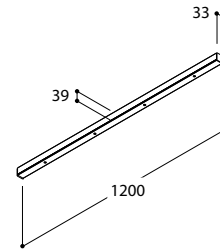
housing	230V*	€	MAX 12W	€
text. white	375648	137,-	378648	255,-
text. black	375627	137,-	378627	255,-

i Halosphere (dim 3000K-1800K) on demand



M10 Base Pro 4 (1200)

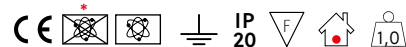
230V 50-60Hz AC



CI 350mA
mains dim LC

housing	230V*	€	MAX 16W	€
text. white	375748	169,-	378748	304,-
text. black	375727	169,-	378727	304,-

i Halosphere (dim 3000K-1800K) on demand



scan for
specsheet - price



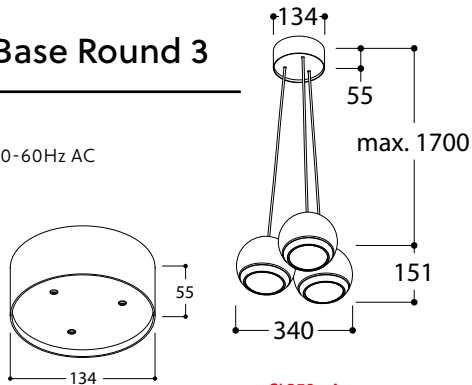
scan for
specsheet - price





M10 Base Round 3

230V 50-60Hz AC

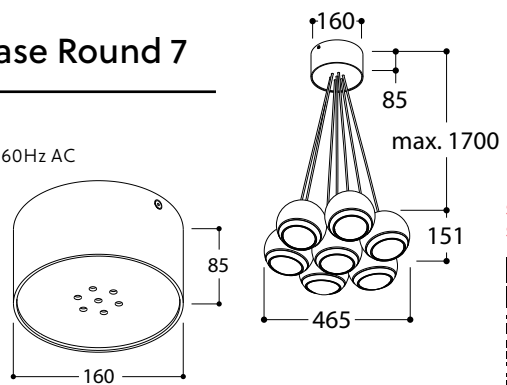


CI 350mA
mains dim LC

housing	230V*	€	MAX18W	€
text. white	411937	106,-	408747	133,-
text. black	411926	106,-	408726	133,-

M10 Base Round 7

230V 50-60Hz AC

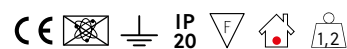
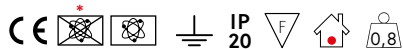


housing	230V	€
text. white	411977	139,-
text. black	411976	139,-

scan for
specsheet - price



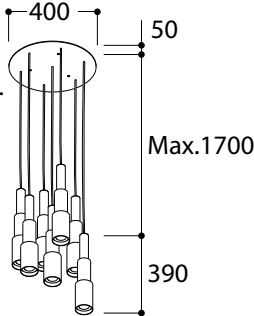
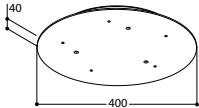
scan for
specsheet - price





230V
M10 Clusterplate 7

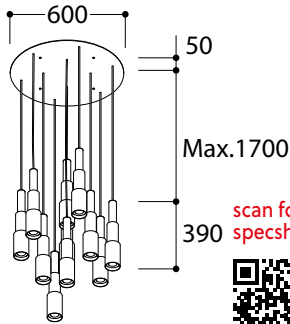
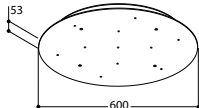
230V 50-60HZ AC



housing	230V	€
text. white	492977	208,-
text. black	492976	208,-

230V
M10 Clusterplate 11

230V 50-60HZ AC

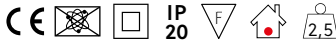
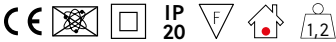


housing	230V	€
text. white	492917	331,-
text. black	492916	331,-

scan for
specsheet - price



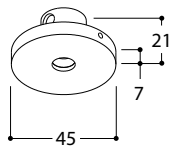
scan for
specsheet - price





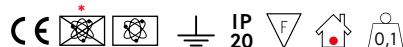
M10 Base Recessed Small

350mA DC / 500mA DC / 700mA DC / ...
... / 230V - AC*



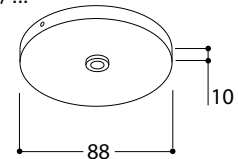
housing		€
text. white	408847	33,-
text. black	408826	33,-

 20 mm
Installation depth 50 mm






M10 Base Recessed Large

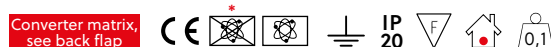
350mA DC / 500mA DC / 700mA DC / ...
... / 230V - AC*



housing		€
text. white	408947	44,-
text. black	408926	44,-
brush. gold	408913	66,-
brush. titanium	408914	66,-
brush. bronze	408915	66,-

 Can be used as access point for converter!

 42 mm
Installation depth 50 mm  or hole 68mm
Installation depth 61mm



scan for
specsheet - price



scan for
specsheet - price





Nobel Pi M10



Berrier Junior M10



Cone Berrier Junior M10



Kalebas M10

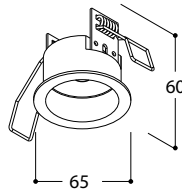


Nuts M10

Kosmos Base M10

350mA DC / 500mA DC / 700mA DC / ...
... / 230V - AC*

i Max. luminaires weight: **0,5kg**



housing		€
text. white	408647	53,-
text. black	408626	53,-

i Can be used as access point for converter!



56 mm
Installation depth 60 mm

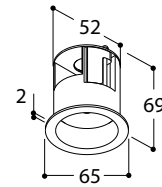
Converter matrix, see back flap



Kosmos Base M10 Heavy Load

350mA DC / 500mA DC / 700mA DC / ...
... / 230V - AC*

i Max. luminaires weight: **5kg**



housing		€
text. white	408657	86,-
text. black	408636	86,-

i Can be used as access point for converter!

scan for
specsheet - price



scan for
specsheet - price

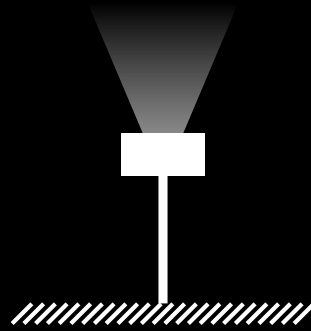



56 mm
Installation depth 75 mm

Converter matrix, see back flap



stand alone





P.185

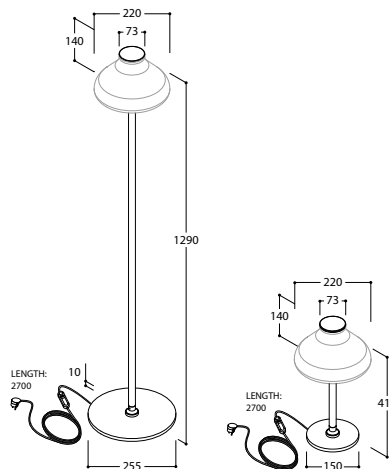
KALEBAS



P.187

ROSEAU





Kalebas Floor

LED ARRAY - 8,3W - 230V 50-60Hz AC

1067 lumen 2700K CRI92

1086 lumen 3000K CRI92

dimmability: dimmer on mainscord

beam 85°

Kalebas Table

LED ARRAY - 8,3W - 230V 50-60Hz AC

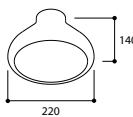
1067 lumen 2700K CRI92

1086 lumen 3000K CRI92

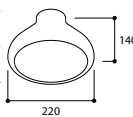
dimmability: dimmer on mainscord

beam 85°

housing	2700K	3000K	€
text. white	488457	488467	720,-
text. black	488436	488446	720,-
anodic gold	488403	488413	740,-
+ Kalebas Glass			
frost. white glass	488293		177,-
frost. grey glass	488292		177,-
grey glass	488290		177,-
amber glass	488291		177,-



housing	2700K	3000K	€
text. white	488377	488387	555,-
text. black	488356	488366	555,-
anodic gold	488323	488333	573,-
+ Kalebas Glass			
frost. white glass	488293		177,-
frost. grey glass	488292		177,-
grey glass	488290		177,-
amber glass	488291		177,-



scan for specsheet - price



scan for specsheet - price



CASAMBI ON DEMAND

CASAMBI ON DEMAND



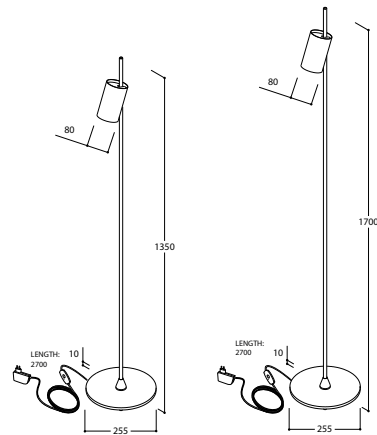
Kalebas family members:



Kalebas family members:







35°

Roseau Floor

Designed by Michel de Nyn

LUXEON M - 3,82W - 230V AV 50-60Hz AC

400 lumen 2700K CRI90

429 lumen 3000K CRI90

dimmability: dimmer on mains cord

beam 60°

	1350mm		
housing	2700K	3000K	€
text. white	416647	416657	780,-
text. black	416626	416636	780,-
	1700mm		
housing	2700K	3000K	€
text. white	416747	416757	799,-
text. black	416726	416736	799,-

Halosphere (dim 3000K-1800K) on demand

CASAMBI
ON DEMAND



Roseau family members:




scan for
specsheet - price




inground uplight






P.191

MICRO OBO

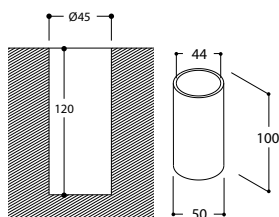


P.193

MICRO UBO

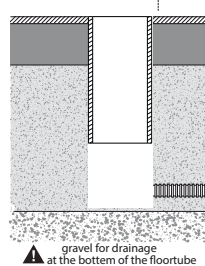


Floortube Recessed dimensions **MICRO OBO**
369650



- i** Recessed dimensions are the minimum dimensions required for floorspot installation without floorspot or floortube.
- i** Longer factory pre-wired cable lengths available on request.

Make sure the floortube is securely fixed, for example by glueing, plastering or cementing.



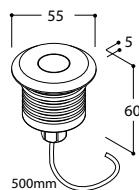
Push the connecting cable through the conduit to a separate waterproof junctionbox.

Leave enough spare cable to allow the luminaire to be lifted out.

The cable connection must be strain-relieved.

DO NOT REMOVE the factory pre-wired cable

CONDUIT
CONNECTION to a waterproof junctionbox (not included)

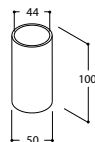


Micro Obo

LUXEON M - 3,82W - 350mA DC - (10,95 Vf)

400 lumen 2700K CRI90
 429 lumen 3000K CRI90
 dimmability: PWM/CCR
 beam 36°
 clear glass

housing	2700K	3000K	€
stainless steel	362621	362670	152,-
silver ano	362623	362672	125,-
+ Floortube		369650	16,-



i Halosphere (dim 3000K-1800K)
i 4000K on demand

CASAMBI
ON DEMAND

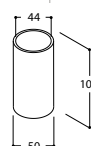


Micro Obo Focus

LUXEON M - 3,82W - 350mA DC - (10,95 Vf)

400 lumen 2700K CRI90
 429 lumen 3000K CRI90
 dimmability: PWM/CCR
 beam 36°
 clear glass

housing	focus	2700K	3000K	€
stainless steel	text. black	362625	362675	169,-
silver ano	text. black	362627	362677	139,-
text. black	gold ano	362628	362679	144,-
text. black	text. black	362629	362678	139,-
+ Floortube			369650	16,-



i Halosphere (dim 3000K-1800K)
i 4000K on demand

CASAMBI
ON DEMAND



scan for
specsheet - price

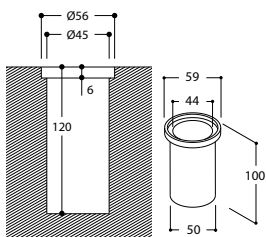


scan for
specsheet - price



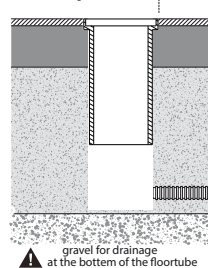


Floortube Recessed dimensions **MICRO UBO**
369651



- i** Recessed dimensions are the minimum dimensions required for floorspot installation without floorspot or floortube.
- i** Longer factory pre-wired cable lengths available on request.

Make sure the floortube is securely fixed, for example by glueing, plastering or cementing.



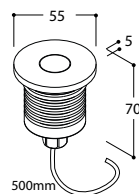
Push the connecting cable through the conduit to a separate waterproof junctionbox.

Leave enough spare cable to allow the luminaire to be lifted out.

The cable connection must be strain-relieved.

DO NOT REMOVE the factory pre-wired cable

CONNECTION to a waterproof junctionbox (not included)

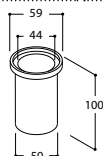


Micro Ubo

LUXEON M - 3,82W - 350mA DC - (10,95 Vf)

400 lumen 2700K CRI90
 429 lumen 3000K CRI90
 dimmability: PWM/CCR
 beam 36°
 clear glass

housing	2700K	3000K	€
stainless steel	362641	362660	152,-
silver ano	362643	362662	125,-
+ Floortube white		369651	17,-
+ Floortube black		369653	17,-



i Halosphere (dim 3000K-1800K)
 i 4000K on demand

CASAMBI
ON DEMAND

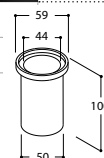


Micro Ubo Focus

LUXEON M - 3,82W - 350mA DC - (10,95 Vf)

400 lumen 2700K CRI90
 429 lumen 3000K CRI90
 dimmability: PWM/CCR
 beam 36°
 clear glass

housing	focus	2700K	3000K	€
stainless steel	text. black	362645	362665	169,-
silver ano	text. black	362647	362667	139,-
text. black	gold ano	362648	362669	144,-
text. black	text. black	362649	362668	139,-
+ Floortube white			369651	17,-
+ Floortube black			369653	17,-



i Halosphere (dim 3000K-1800K)
 i 4000K on demand

CASAMBI
ON DEMAND




scan for
specsheet - price




scan for
specsheet - price



exterior






NEW


P.217

BOA WALL OUT




P.218

BRIX CEILING




P.219

BRIX WALL




P.213

GREG LARGE




P.213

GREG SMALL




P.206

GUARDIAN



P.207

GUARDIAN + SOCKET




P.214

HEKOWA SINGLE




P.215

HEKOWA DOUBLE




P.211

HELAX




P.209

HELAX SML



P.199

MENHIR



P.210

MICRO HELAX



P.201

PULSAR



P.203

ROSEAU



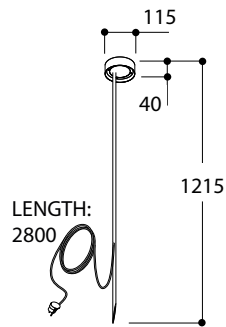
NEW

P.197

SPYKE PIN



NEW



exterior

Spyke Pin

ANNULAR LED ARRAY - 7,8W - 230V 50-60HZ AC

780 lumen 2700K CRI92
 794 lumen 3000K CRI92
 Lambertian
 dimmability: mains dim RC

housing	2700K	3000K	€
moss green	478906	478916	390,-
text. black	478926	478936	390,-
text. grey	478903	478913	390,-
silver anthracite	478923	478933	390,-

4000K on demand

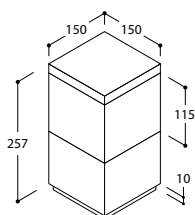
CASAMBI
ON DEMAND



scan for
specsheet - price







Menhir 250

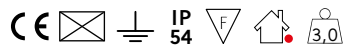
A60 - MAX 40W - 230V 50-60Hz AC

E27

dimmability: dependent on bulb

housing		€
text. black	360526	454,-
text. grey	360533	454,-
silver anthracite	360530	454,-
+ Groundpin	260992	77,-

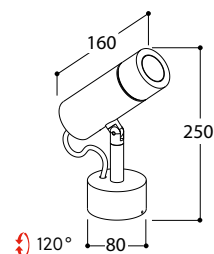
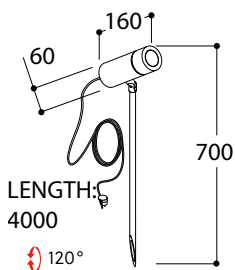
CASAMBI
ON DEMAND



scan for
specsheet - price







Pulsar Pin

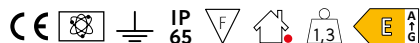
LUXEON M - 3,82W - 230V 50-60HZ AC

400 lumen 2700K CRI90
429 lumen 3000K CRI90
dimmability: mains dim RC

housing	2700K			€
	9°	38°	60°	
text. black	352126	352226	352326	418,-
text. grey	352103	352203	352303	418,-
silver anthracite	352123	352223	352323	418,-
housing	3000K			€
text. black	352136	352236	352336	418,-
text. grey	352113	352213	352313	418,-
silver anthracite	352133	352233	352333	418,-

4000K on demand

CASAMBI
ON DEMAND



Pulsar Base

LUXEON M - 3,82W - 230V 50-60Hz AC

400 lumen 2700K CRI90
429 lumen 3000K CRI90
dimmability: mains dim RC

housing	2700K			€
	9°	38°	60°	
text. black	352426	352526	352626	355,-
text. grey	352403	352503	352603	355,-
silver anthracite	352423	352523	352623	355,-
housing	3000K			€
text. black	352436	352536	352636	355,-
text. grey	352413	352513	352613	355,-
silver anthracite	352433	352533	352633	355,-
+ Groundpin	260990			73,-

4000K on demand

CASAMBI
ON DEMAND



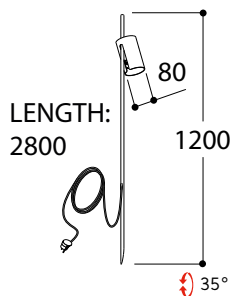
scan for
specsheet - price



scan for
specsheet - price







Roseau Pin

LUXEON M - 3,82W - 230V 50-60Hz AC

400 lumen 2700K CRI90

429 lumen 3000K CRI90

dimmability: mains dim RC

beam 60°

housing	2700K	3000K	€
text. black	416126	416136	444,-
text. grey	416103	416113	444,-
silver anthracite	416123	416133	444,-

4000K on demand

CASAMBI
ON DEMAND



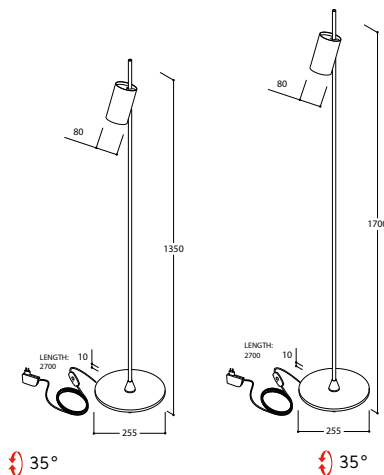
Roseau family members:



scan for
specsheet - price







Roseau Floor 1350

LUXEON M - 3,82W - 230V 50-60Hz AC

400 lumen 2700K CRI90
429 lumen 3000K CRI90
dimmability: mains dim RC
beam 60°

housing	2700K	3000K	€
text. black	416226	416236	673,-
text. grey	416203	416213	673,-
silver anthracite	416223	416233	673,-

Roseau Floor 1700

LUXEON M - 3,82W - 230V 50-60Hz AC

400 lumen 2700K CRI90
429 lumen 3000K CRI90
dimmability: mains dim RC
beam 60°

housing	2700K	3000K	€
text. black	416326	416336	692,-
text. grey	416303	416313	692,-
silver anthracite	416323	416333	692,-

scan for
specsheet - price



scan for
specsheet - price



4000K on demand

CASAMBI
ON DEMAND



Roseau family members:



4000K on demand

CASAMBI
ON DEMAND



Roseau family members:





Guardian 295

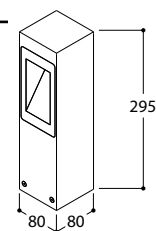
LUXEON M - 3,82W - 230V 50-60Hz AC

400 lumen 2700K CRI90

429 lumen 3000K CRI90

dimmiability: mains dim RC

beam 36°



housing	2700K	3000K	€
text. black	431226	431626	350,-
text. grey	431203	431603	350,-
silver anthracite	431223	431623	350,-
+ Groundpin		260992	77,-

i 4000K on demand


CASAMBI
ON DEMAND



scan for
specsheet - price

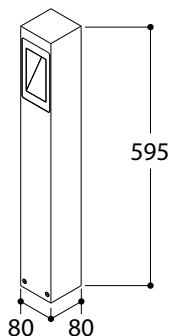


NEW



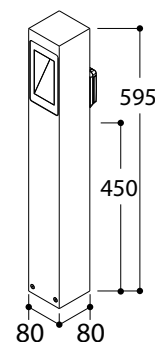
Guardian 595

LUXEON M - 3,82W - 230V 50-60Hz AC
 400 lumen 2700K CRI90
 429 lumen 3000K CRI90
 dimmability: mains dim RC
 beam 36°



Guardian 595 + Socket

LUXEON M - 3,82W - 230V 50-60Hz AC
 400 lumen 2700K CRI90
 429 lumen 3000K CRI90
 dimmability: mains dim RC
 beam 36°



housing	2700K	3000K	€
text. black	431326	431726	420,-
text. grey	431303	431703	420,-
silver anthracite	431323	431723	420,-
+ Groundpin		260992	77,-

housing	socket	2700K	3000K	€
text. black	(BE-FR)	431336	431736	500,-
text. grey	(BE-FR)	431313	431713	500,-
silver anthracite	(BE-FR)	431333	431733	500,-
text. black	(EU)	431366	431766	500,-
text. grey	(EU)	431343	431743	500,-
silver anthracite	(EU)	431363	431763	500,-
+ Groundpin			260992	77,-

scan for
specsheet - price



scan for
specsheet - price



4000K on demand

CASAMBI
ON DEMAND

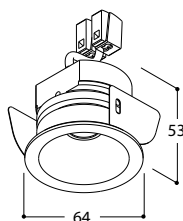


4000K on demand

CASAMBI
ON DEMAND



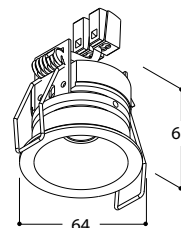




56 mm / Installation
depth 70 mm solid ceilings

55 mm / Installation
depth 55 mm hollow ceilings

LEAF



55 mm
Installation depth 65 mm

TORSION



Helax SML Out Leaf / Torsion

LUXEON M - 3,82W - 350mA DC - (10,95 Vf)

400 lumen 2700K CRI90

429 lumen 3000K CRI90

dimmability: PWM/CCR

beam 36°

	housing	2700K LEAF	3000K LEAF	€	2700K TORSION	3000K TORSION	€
IP 65	text. black	178526	178536	119,-	178626	178636	119,-
	text. white	178547	178557	119,-	178647	178657	119,-



	housing	2700K LEAF	3000K LEAF	€	2700K TORSION	3000K TORSION	€
Beach IP 65	text. black	178725	178726	152,-	178735	178736	152,-
	text. white	178746	178747	152,-	178756	178757	152,-

⚠ Suitable for aggressive environments f.ex. coastal areas and swimming pools

📄 4000K on demand

CASAMBI
ON DEMAND

Converter matrix,
see back flap



Helax family members:



scan for
specsheet - price





Micro Helax Out 400

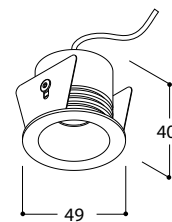
LUXEON M - 3,82W - 350mA DC - (10,95 Vf)

400 lumen 2700K CRI90

429 lumen 3000K CRI90

dimmability: PWM/CCR

beam 36°



40 mm

Installation depth 60 mm

housing	2700K	3000K	€
text. black	178946	178947	92,-
text. white	178940	178941	92,-

scan for
specsheet - price



4000K on demand

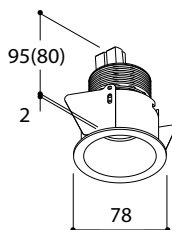
CASAMBI
ON DEMAND

Converter matrix,
see back flap

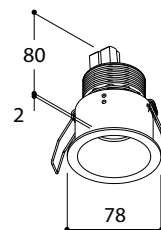


Helax family members:





LEAF
 70 mm
 Installation depth
 85 mm hollow ceilings /
 100 mm solid ceilings



TORSION
 70 mm
 Installation depth
 85 mm

Helax 70 Out Haloed Leaf / Torsion

LUXEON M - 7,84W - 700mA DC - (11,2 Vf)

755 lumen 2700K CRI90

810 lumen 3000K CRI90

dimmability: PWM/CCR

beam 36°

housing	2700K LEAF	3000K LEAF	€
text. black	249046	249056	122,-
text. white	249047	249057	122,-

housing	2700K TORSION	3000K TORSION	€
text. black	249016	249026	122,-
text. white	249017	249027	122,-

i 4000K on demand

CASAMBI
ON DEMAND

Converter matrix, see back flap




Helax family members:



scan for
specs sheet - price

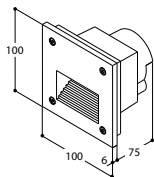






Greg Small

CREE XPE - 1,2W - 230V 50-60Hz AC
 94 lumen 2700K CRI80
 94 lumen 3000K CRI80
 dimmability: not dimmable

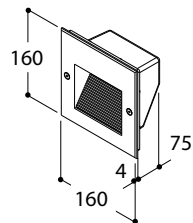


housing	2700K	3000K	€
text. black	186286	186296	164,-
text. grey	186224	186234	164,-
silver anthracite	186283	186293	164,-
+ Greg installation box 93 x 93 x 90 mm		168999	17,-

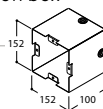


Greg Large

CITIZEN LED 6,44W - 230V 50-60Hz AC
 500 lumen 2700K CRI90
 520 lumen 3000K CRI90
 dimmability: not dimmable



housing	2700K	3000K	€
text. black	432026	432036	305,-
text. grey	432003	432013	305,-
silver anthracite	432023	432033	305,-
+ Instal. box for visible concrete		432099	75,-
+ Greg Large installation box 153 x 153 x 105 mm		432097	62,-



scan for
specsheet - price

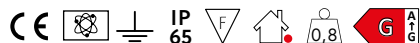


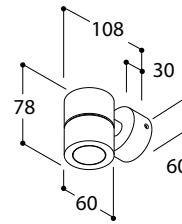
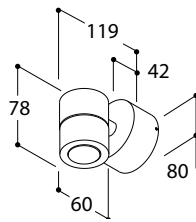
scan for
specsheet - price



CASAMBI
ON DEMAND

CASAMBI
ON DEMAND





Hekowa Single Beam 230V

LUXEON M - 3,82W - 230V 50-60Hz AC

400 lumen 2700K CRI90
 429 lumen 3000K CRI90
 dimmability: mains dim RC
 beam 36°

housing	2700K	3000K	€
text. black	473066	473076	343,-
text. grey	473043	473053	343,-
silver anthracite	473063	473073	343,-

Hekowa Single Beam 350mA

LUXEON M - 3,82W - 350mA DC - (10,95Vf)

400 lumen 2700K CRI90
 429 lumen 3000K CRI90
 dimmability: PWM/CCR
 beam 36°

housing	2700K	3000K	€
text. black	473226	473236	295,-
text. grey	473203	473213	295,-
silver anthracite	473223	473233	295,-

scan for
specsheet - price



scan for
specsheet - price



4000K on demand

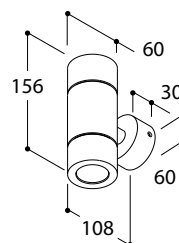
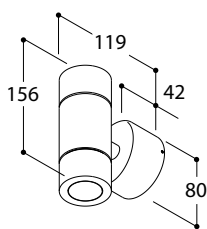
CASAMBI
ON DEMAND



4000K on demand

CASAMBI
ON DEMAND





Hekowa Double Beam 230V

LUXEON M - (2X) 3,82W - 230V 50-60HZ AC

2x 400 lumen 2700K CRI90

2x 429 lumen 3000K CRI90

dimmability: mains dim LC

beam 36°

housing	2700K	3000K	€
text. black	473166	473176	519,-
text. grey	473143	473153	519,-
silver anthracite	473163	473173	519,-

Hekowa Double Beam 350mA

LUXEON M - (2X) 3,82W - 350mA DC - (2x 10,95 Vf)

2x 400 lumen 2700K CRI90

2x 429 lumen 3000K CRI90

dimmability: PWM/CCR

beam 36°

housing	2700K	3000K	€
text. black	473326	473336	472,-
text. grey	473303	473313	472,-
silver anthracite	473323	473333	472,-

scan for
specsheet - price



scan for
specsheet - price



4000K on demand

CASAMBI
ON DEMAND



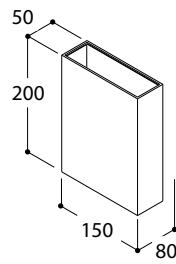
4000K on demand

CASAMBI
ON DEMAND





NEW



exterior

Boa Wall Out

CLARA AC - 10W - 230V 50-60Hz AC

950 lumen 2700K CRI90

950 lumen 3000K CRI80

dimmiability: mains dim RC

⬆️ up/down

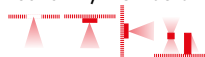
housing	focus	2700K	3000K	€
text. white	silver ano	406410	406400	390,-
text. black	silver ano	406470	406460	390,-
text. grey	silver ano	406430	406420	390,-
text. black	gold ano	406426	406416	390,-

📄 4000K on demand

CASAMBI
ON DEMAND




Boa family members:



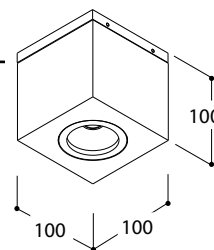
scan for
specsheet - price





Brix Ceiling

LUXEON M - 3,82W - 230V - 50-60Hz AC
 400 lumen 2700K CRI90
 429 lumen 3000K CRI90
 dimmability: dimmable RC
 beam 36°



housing	2700K	3000K	€
text. black	260972	260982	299,-
text. grey	260976	260986	299,-
silver anthracite	260974	260984	299,-

4000K on demand

CASAMBI
ON DEMAND

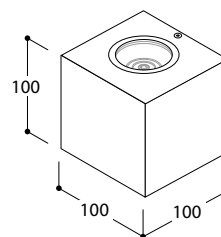
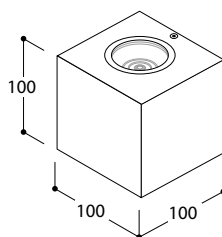


Brix family members:



scan for
specsheet - price





Brix Single Beam IP65

LUXEON M - 3,82W - 230V 50-60Hz AC

400 lumen 2700K CRI90
429 lumen 3000K CRI90
dimmability: dimmable RC
beam 70°

up or down

housing	2700K	3000K	€
text. black	260941	260931	380,-
text. grey	260943	260933	380,-
silver anthracite	260947	260937	380,-

Brix Double Beam IP65

LUXEON M - (2X) 3,82W - 230V 50-60HZ AC

2x 400 lumen 2700K CRI90
2x 429 lumen 3000K CRI90
dimmability: dimmable LC
beam 70°

up/down

housing	2700K	3000K	€
text. black	260942	260932	500,-
text. grey	260946	260936	500,-
silver anthracite	260944	260934	500,-

scan for
specsheet - price



scan for
specsheet - price



4000K on demand

CASAMBI
ON DEMAND



Brix family members:



4000K on demand

CASAMBI
ON DEMAND



Brix family members:




profiles





P.222

1U



P.229

1U FLUSH



P.232

1U IP65



P.234

1U SLIM



P.240

1U WALL



P.244

2UH



P.244


2UW



P.272

2U50

NEW



P.260

2U RECESSED



P.280

PROTUT

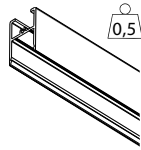


P.287

PROTUT LOW UGR

Profile/m 1U

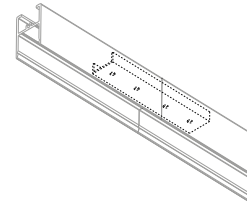
housing		€
text. white	952047	40,-
silver ano	952012	40,-
text. black	952026	40,-



+ Max. section length = 3 metres

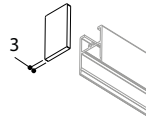
Straight Connection

		€
Straight connection	952060	30,-



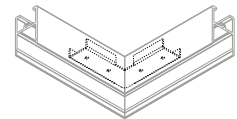
Endcap

housing		€
text. white	952247	25,-
silver ano	952212	25,-
text. black	952226	25,-



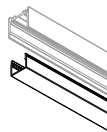
Corner

		€
Corner 90°	952070	30,-
Corner 135°	952080	30,-
Corner on request	952090	200,-



Diffuser/m

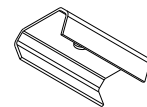
		€
Polycarbonate Diffuser	952006	40,-



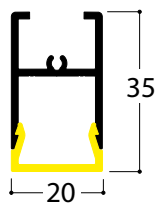
Mounting springs for surface installation

		€
Spring	952905	3,-

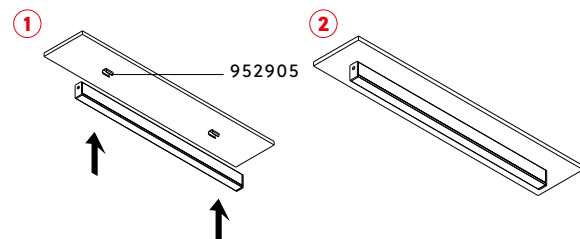
+ 2 mounting springs per m




+ Section view

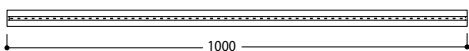


+ Fixation on ceiling or wall





Module Ledline/m



24V DC

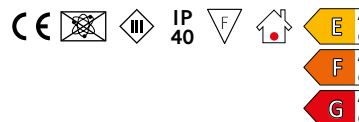
i polycarbonate diffuser included

	power		lumen output	CRI	max. length 1 powerfeed	min. cutting length	reference	€
2700K	medium power	9,6W/m	672 lm/m	92	5 metres	50 mm	952211	70,-
	high power	14,4W/m	1010 lm/m	92	5 metres	33,33 mm	952251	85,-
	very high power	19,2W/m	2208 lm/m	92	5 metres	33,33 mm	952311	100,-
3000K	medium power	9,6W/m	710 lm/m	92	5 metres	50 mm	952221	70,-
	high power	14,4W/m	1060 lm/m	92	5 metres	33,33 mm	952261	85,-
	very high power	19,2W/m	2208 lm/m	92	5 metres	33,33 mm	952321	100,-
4000K	medium power	9,6W/m	740 lm/m	92	5 metres	50 mm	952231	70,-
	high power	14,4W/m	1100 lm/m	92	5 metres	33,33 mm	952271	85,-
	very high power	19,2W/m	2323 lm/m	92	5 metres	33,33 mm	952331	100,-

scan for specsheet - price



Converter matrix, see back flap

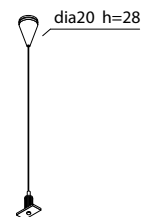




Suspension Single

housing	2,25m	€	4 m	€	6 m	€
text. white	952041	30,-	952021	40,-	952051	50,-
silver ano	952040	30,-	952020	40,-	952050	50,-
text. black	952042	30,-	952022	40,-	952052	50,-

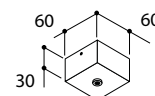
+ 1 suspension/ 1,5 m profil min. 2 suspensions



Connection Set Square

housing	2,25m	€	4 m	€	6 m	€
text. white	691050	57,-	691150	67,-	691250	84,-
text. black	691039	57,-	691139	67,-	691239	84,-

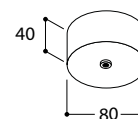
2P



Connection Set Round

housing	2,25m	€	4 m	€	6 m	€
text. white	691049	67,-	691149	82,-	691249	96,-
text. black	691038	67,-	691138	82,-	691238	96,-

2P



Connection Set Kosmos (recessed)

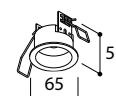
housing	2,25m	€	4 m	€	6 m	€
text. white	691048	83,-	691148	95,-	691248	111,-
text. black	691037	83,-	691137	95,-	691237	111,-

2P

+ Can be used as access point for converter

56 mm
Installation depth 60 mm

i Can be used as access point for converter





How to compose 1U

REQUEST CUSTOMER

SLIM PROFILE 2 M
 WHITE COLOR
 LED 2700K HP 24V
 INSTALLED ON CEILING
 + CONVERTOR

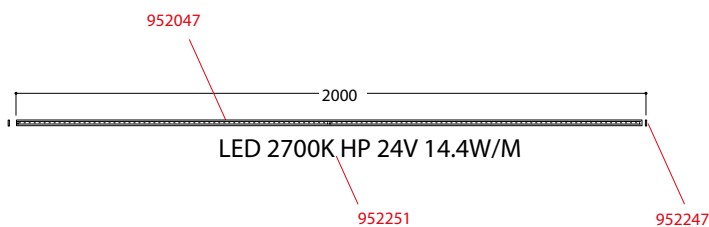


Orderform


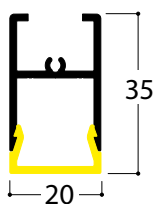
REF	DESCRIPTION	PCS/M
952047	PROFILE TEXT WHITE	2
952247	ENDCAP TEXT WHITE	2
952251	MODULE LEDLINE 2700 HP	2
952905	MOUNTING SPRING	3
40070	CONVERTER 35W 24V	1

Drawing

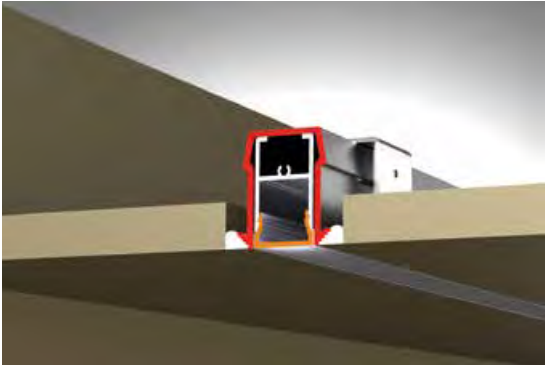
TOP VIEW



+ Section view







Profile/m 1U Flush

Endcap for plaster profile

housing	€		
952035	30,-		

housing	€		
952235	8,-		

i Profile for recessed installation of 1U

Straight configuration
 Length of profile 952035:
 < 5 m = X + 8 mm
 < 10 m = X + 9 mm
 > 10 m = X + 12 mm
 X = Length of 1U profile excl. endcaps

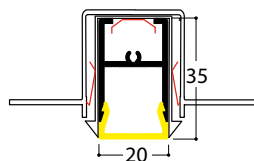
L - configuration
 Length of profile 952035:
 < 5 m = X + 5 mm on both sides
 < 10 m = X + 6 mm on both sides
 > 10 m = X + 8 mm on both sides
 X = Length of 1U profile excl. endcaps

Mounting brackets for recessed installation

				€
9,5 mm	12,5 mm	15 mm	18 mm	
952900	952901	952902	952903	20,-

+ 2 mounting brackets per m (type according to ceiling thickness)

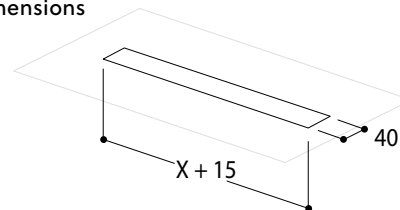
+ Section view




i Plasterprofile

- 1U profile to be added
- see installation manual for installation tolerances

+ Cut out dimensions



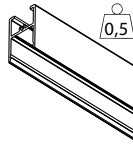
i X = Length of profile (measured without endcaps)
 Installation depth: 50 mm





Profile/m 1U IP65

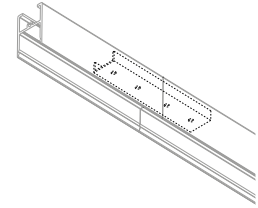
housing		€
text. white	952047	40,-
text. black	952026	40,-



➕ MAX. SECTION LENGHT = 3 METRES

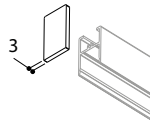
Straight Connection

		€
Straight connection	952060	30,-



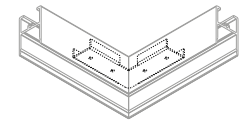
Endcap

housing		€
text. white	952247	25,-
text. black	952226	25,-



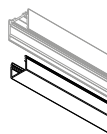
Corner Connection

		€
Corner 90°	952070	30,-
Corner 135°	952080	30,-
Corner on request	952090	200,-



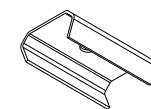
Diffuser/m

		€
Polycarbonate Diffuser	952006	40,-

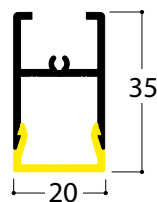


Mounting springs for surface installation

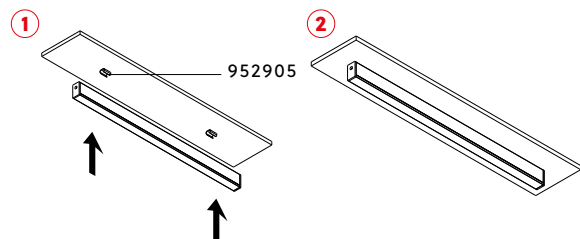
		€
Spring	952905	3,-
➕ 3 mounting springs per m		




➕ Section view




➕ Fixation on ceiling or wall

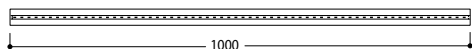




i Only electrical part is IP65, mechanical components remain IP40.
Horizontal surface mounted installation under canopy only.
Max. section length = 3 metres



Module Ledline/m



24V DC

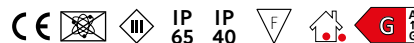
i polycarbonate diffuser included

	power		lumen output	CRI	max. length 1 powerfeed	min. cutting length	reference	€
2700K	medium power	9,6W/m	672 lm/m	92	5 metres	50 mm	952420	75,-
	high power	14,4W/m	1010 lm/m	92	5 metres	33,33 mm	952425	90,-
3000K	medium power	9,6W/m	710 lm/m	92	5 metres	50 mm	952430	75,-
	high power	14,4W/m	1060 lm/m	92	5 metres	33,33 mm	952435	90,-
4000K	medium power	9,6W/m	740 lm/m	92	5 metres	50 mm	952440	75,-
	high power	14,4W/m	1100 lm/m	92	5 metres	33,33 mm	952445	90,-

scan for specsheet - price


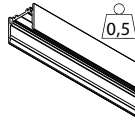


Converter matrix, see back flap



Profile/m 1U Slim

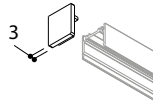
housing		€
text. white	954047	40,-
silver ano	954012	40,-
text. black	954026	40,-



+ MAX. SECTION LENGHT = 3 METRES

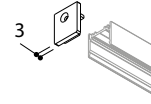
Endcap

housing		€
text. white	954247	25,-
silver ano	954212	25,-
text. black	954226	25,-




Endcap for side entry

housing		€
text. white	954347	25,-
silver ano	954312	25,-
text. black	954326	25,-



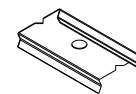
Diffuser/m

		€
Polycarbonate Diffuser	952006	40,-



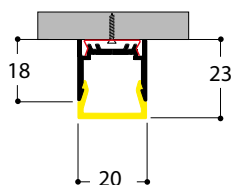
Mounting springs for surface installation

		€
Spring	954905	3,-

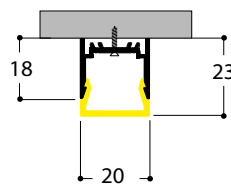


+ Minimum 2 mounting springs per m

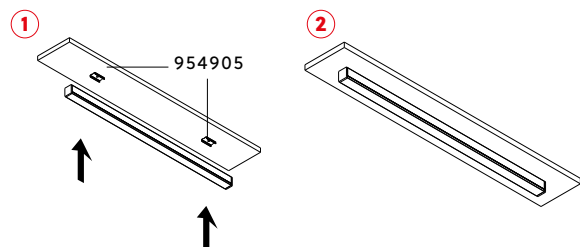
+ Section view with springs



+ Section view without springs



+ Fixation on surface

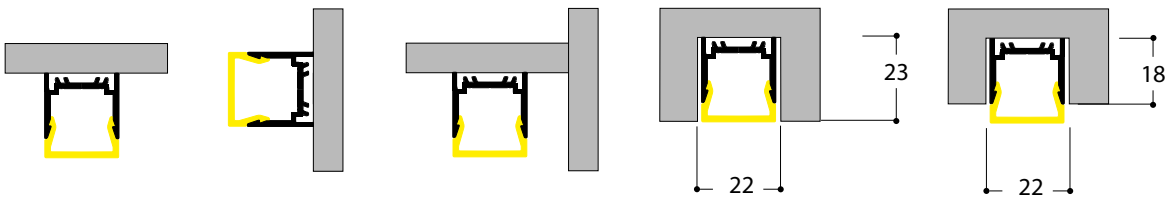


ledline= length of profile
- 10mm *

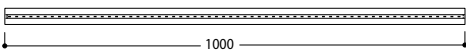
maximum length between 2
screws is 1.8m ledline= length
of profile - 40mm **



i Multiple possibilities



Module Ledline/m



24V DC

i polycarbonate diffuser included

	power		lumen output	CRI	max. length 1 powerfeed	min. cutting length	reference	€
2700K	medium power	9,6W/m	672 lm/m	92	5 metres	50 mm	952211	70,-
	high power	14,4W/m	1010 lm/m	92	5 metres	33,33 mm	952251	85,-
3000K	medium power	9,6W/m	710 lm/m	92	5 metres	50 mm	952221	70,-
	high power	14,4W/m	1060 lm/m	92	5 metres	33,33 mm	952261	85,-
4000K	medium power	9,6W/m	740 lm/m	92	5 metres	50 mm	952231	70,-
	high power	14,4W/m	1100 lm/m	92	5 metres	33,33 mm	952271	85,-

scan for
specsheet - price



Converter matrix,
see back flap

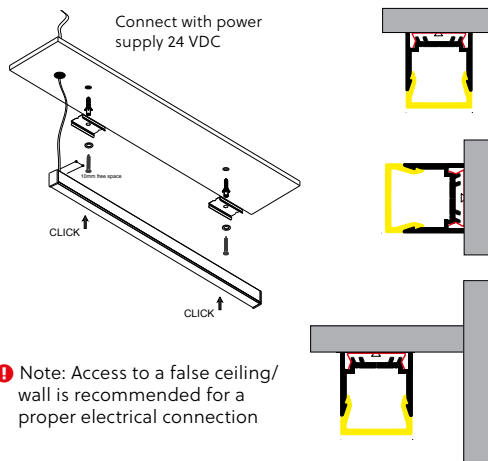


A. Installation with springs

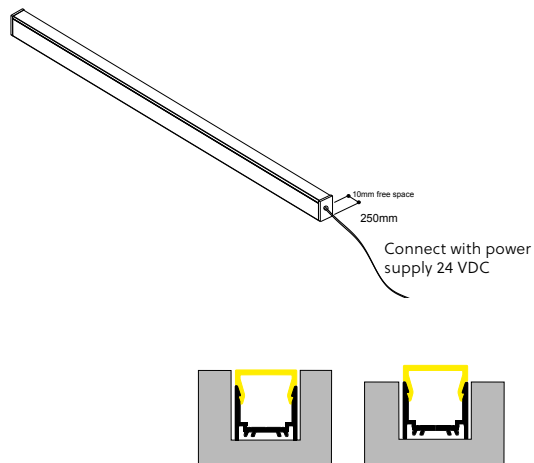
1 Recommended for hollow ceiling, wall or cabinet

1 Fix the mounting springs with the correct plugs + washers to the ceiling. Make sure they are carefully lined up. Min. 2 mounting springs per meter.

2 Connect power supply with 1U Slim in the false ceiling or wall.



B. Installation for cove lighting



C. Installation without springs

1 Only for hollow ceiling, wall or cabinet

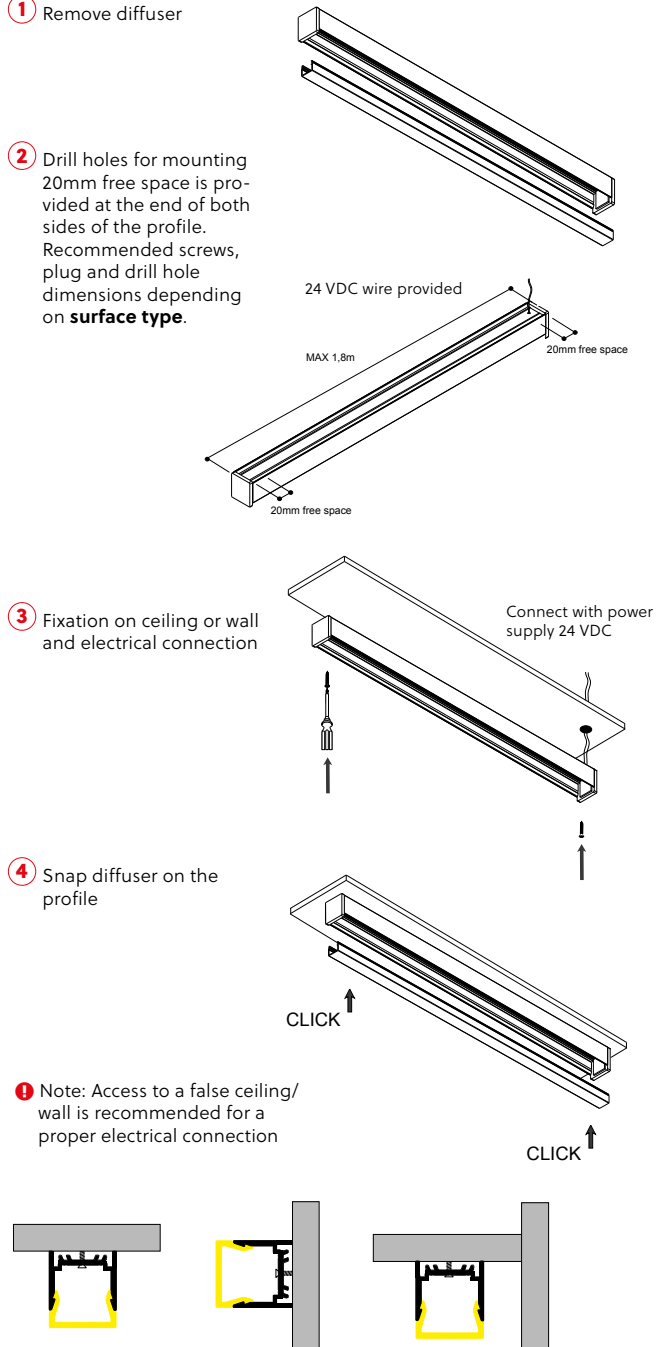
1 Remove diffuser

2 Drill holes for mounting
20mm free space is provided at the end of both sides of the profile.
Recommended screws, plug and drill hole dimensions depending on **surface type**.

3 Fixation on ceiling or wall and electrical connection

4 Snap diffuser on the profile

1 Note: Access to a false ceiling/wall is recommended for a proper electrical connection



1U Slim





How to compose 1U Slim

REQUEST CUSTOMER

VERY SLIM PROFILE APPROX. 2M
 BLACK COLOR
 WARM WHITE (RESIDENTIAL)
 CEILING MOUNTED

+ CONVERTER (REMOTE)


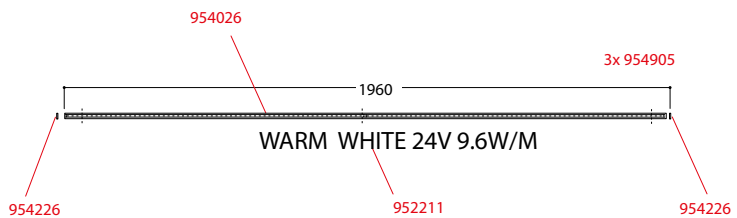
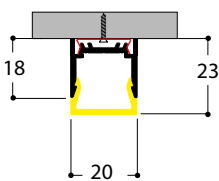


Orderform

REF	DESCRIPTION	PCS/M
954026	1U SLIM PROFILE TEXTURED BLACK	1,96
952211	LEDLINE 2700K MEDIUM POWER	1,95
952210	ENDCAP TEXTURED BLACK	2
954905	MOUNTING SPRING	3
952006	DIFFUSER	0,01
40057	CONVERTER 230V 24V 20VA	1

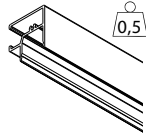
Drawing

+ Section view



Profile/m 1U Wall

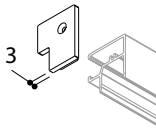
housing		€
text. white	955047	40,-
silver ano	955012	40,-
text. black	955026	40,-



⊕ MAX. SECTION LENGHT = 3 METRES

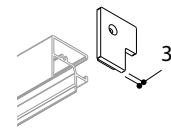
Endcap left

housing		€
text. white	955248	25,-
silver ano	955213	25,-
text. black	955227	25,-




Endcap right

housing		€
text. white	955247	25,-
silver ano	955212	25,-
text. black	955226	25,-



Diffuser/m

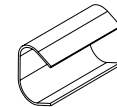
		€
Polycarbonate Diffuser	952006	40,-



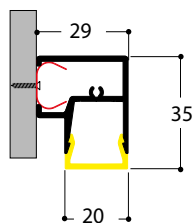
Mounting springs for surface installation

		€
Spring	952905	3,-

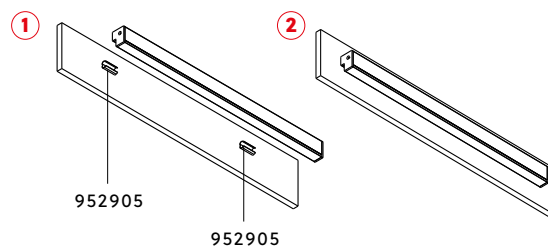
⊕ Minimum 2 mounting springs per 0,6 m



⊕ Section view



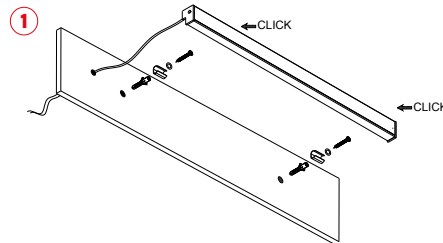
⊕ Fixation on wall



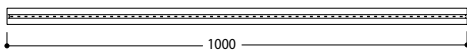


i Installation

Fix the mounting springs with the correct plugs and washer on the wall. Make sure they are carefully lined up. 2 mounting springs per 0.6 meter.



Module Ledline/m



24V DC

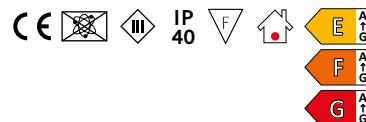
i polycarbonate diffuser included

	power		lumen output	CRI	max. length 1 powerfeed	min. cutting length	reference	€
2700K	medium power	9,6W/m	672 lm/m	92	5 metres	50 mm	952211	70,-
	high power	14,4W/m	1010 lm/m	92	5 metres	33,33 mm	952251	85,-
	very high power	19,2W/m	2208 lm/m	92	5 metres	33,33 mm	952311	100,-
3000K	medium power	9,6W/m	710 lm/m	92	5 metres	50 mm	952221	70,-
	high power	14,4W/m	1060 lm/m	92	5 metres	33,33 mm	952261	85,-
	very high power	19,2W/m	2208 lm/m	92	5 metres	33,33 mm	952321	100,-
4000K	medium power	9,6W/m	740 lm/m	92	5 metres	50 mm	952231	70,-
	high power	14,4W/m	1100 lm/m	92	5 metres	33,33 mm	952271	85,-
	very high power	19,2W/m	2323 lm/m	92	5 metres	33,33 mm	952331	100,-

scan for specsheet - price



Converter matrix, see back flap





How to compose 1U Wall

REQUEST CUSTOMER

- SLIM PROFILE FOR WALL MOUNTING
APPROX. 7M
- WHITE COLOR
- WARM WHITE HIGH OUTPUT
- HIGH COLOR RENDERING
- + CONVERTER DIMMABLE 1/10V


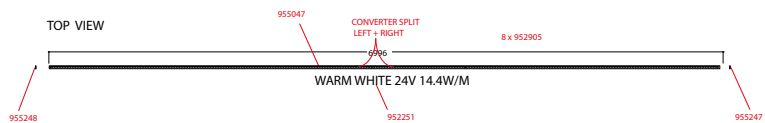
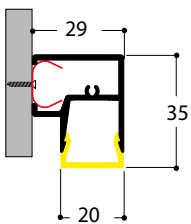


Orderform

REF	DESCRIPTION	PCS/M
955047	1U WALL PROFILE TEXTURED WHITE	6,996
952251	LEDLINE 2700K HIGH POWER CRI 92	6,996
955247	ENDCAP RIGHT TEXTURED WHITE	1
955248	ENDCAP LEFT TEXTURED WHITE	1
952905	SPRING	8
40084	CONVERTER 230V 24V 120VA DIMM 1/10V	1

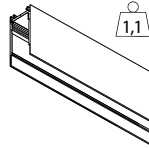
Drawing

+ Section view



Profile/m 2U

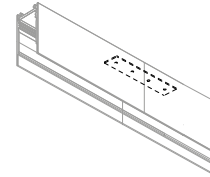
housing		€
text. white	810047	50,-
silver ano	810012	50,-
text. black	810026	50,-



➕ MAX. SECTION LENGHT = 3 METRES

Straight Connection

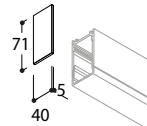
housing		€
Straight connection	891900	30,-



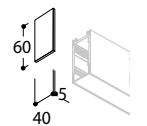
Endcap W - Endcap H

housing	W	H	€
text. white	810949	810347	25,-
silver ano	810929	810312	25,-
text. black	810969	810326	25,-

ENDCAP W

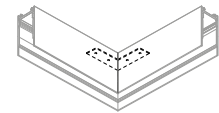


ENDCAP H



Corner

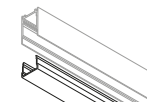
housing		€
Corner 90°	892100	30,-
Corner 135°	892000	30,-
Corner 45°-85° on request	892200	200,-



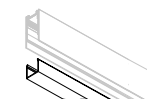
Diffuser/m & Alu Cover/m

housing	W	H	€
Polycarbonate Diffuser	810104	810105	35,-
text. white	810847	-	80,-
silver ano	810812	-	80,-
text. black	810826	-	80,-

Diffuser/
Alu cover W



Diffuser H



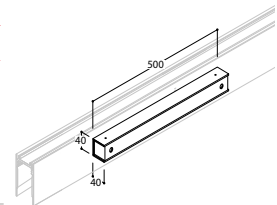
➕ To be used in empty profile spaces

➕ Alu cover included for UGR modules

Wall Beam

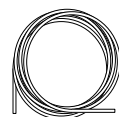
housing		€
text. white	894547	90,-
silver ano	894512	90,-
text. black	894526	90,-

➕ 1 wall beam/ 2 m profile



Extra Circuit/m

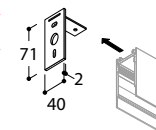
housing		€
Common neutral	892630	18,-
No common neutral	892631	36,-



➕ Same length as profile

Wall Fixation

housing		€
text. white	891847	35,-
Stainless Steel	891800	35,-
text. black	891826	35,-





2U W

2U H



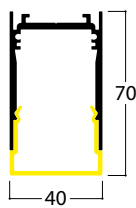
versus



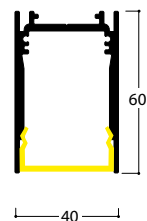
i 2U W

i 2U H

+ Section view W



+ Section view H



scan for
specsheet - price

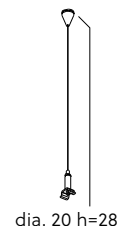




Suspension Single

housing	2,25m	€	4 m	€	6 m	€
text. white	892347	30,-	892447	40,-	892547	50,-
silver ano	892330	30,-	892430	40,-	892530	50,-
text. black	892326	30,-	892426	40,-	892526	50,-

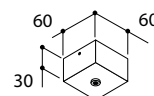
+ 1 suspension/ 1,5 m profile
min. 2 suspensions



Connection Set Square

3P						
housing	2,25m	€	4 m	€	6 m	€
text. white	890847	66,-	890947	78,-	891047	91,-
text. black	890826	66,-	890926	78,-	891026	91,-

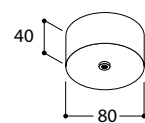
5P						
housing	2,25m	€	4 m	€	6 m	€
text. white	891147	84,-	891247	106,-	891347	132,-
text. black	891126	84,-	891226	106,-	891326	132,-



Connection Set Round

3P						
housing	2,25m	€	4 m	€	6 m	€
text. white	691047	75,-	691147	78,-	691247	83,-
text. black	691026	75,-	691126	78,-	691226	83,-

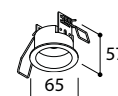
5P						
housing	2,25m	€	4 m	€	6 m	€
text. white	691347	85,-	691447	88,-	691547	92,-
text. black	691326	85,-	691426	88,-	691526	92,-



Connection Set Kosmos (recessed)

3P						
housing	2,25m	€	4 m	€	6 m	€
text. white	691057	86,-	691157	90,-	691257	92,-
text. black	691036	86,-	691136	90,-	691236	92,-

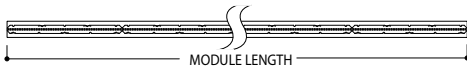
5P						
housing	2,25m	€	4 m	€	6 m	€
text. white	691357	103,-	691457	107,-	691557	111,-
text. black	691336	103,-	691436	107,-	691536	111,-



56 mm
Installation depth 60 mm



LEDSYSTEM HE - 2315 lm/meter



INPUT VOLTAGE 230V AC

i Min. required space in profile

2U H Ledsystem led lamps

Frosted polycarbonate H diffuser

IP40	power W	length mm	length ft	2700K		3000K		4000K	
				not dimm	dali/touch	not dimm	dali/touch	not dimm	dali/touch
				€	€	€	€	€	€
2x 650lm	7	560	2	813724 250,-	813720 300,-	811724 250,-	811720 300,-	811725 250,-	811721 300,-
3x 650lm	10,5	840	3	813714 275,-	813710 325,-	811714 275,-	811710 325,-	811715 275,-	811711 325,-
4x 650lm	14	1120	4	813744 300,-	813740 350,-	811744 300,-	811740 350,-	811745 300,-	811741 350,-
5x 650lm	17,5	1400	5	813754 325,-	813750 375,-	811754 325,-	811750 375,-	811755 325,-	811751 375,-
6x 650lm	21	1680	6	813764 350,-	813760 400,-	811764 350,-	811760 400,-	811765 350,-	811761 400,-
7x 650lm	24,5	1960	7	813774 375,-	813770 425,-	811774 375,-	811770 425,-	811775 375,-	811771 425,-
8x 650lm	28	2240	8	813784 400,-	813780 450,-	811784 400,-	811780 450,-	811785 400,-	811781 450,-
9x 650lm	31,5	2520	9	813794 425,-	813790 475,-	811794 425,-	811790 475,-	811795 425,-	811791 475,-
10x 650lm	35	2800	10	813704 450,-	813700 500,-	811704 450,-	811700 500,-	811705 450,-	811701 500,-



LED SYSTEM HE - 2315 lm/meter



INPUT VOLTAGE 230V AC

i Min. required space in profile

2U W Ledsystem led lamps

Frosted polycarbonate W diffuser

IP40	power W	length mm	length ft	2700K		3000K		4000K	
				not dimm	dali/touch	not dimm	dali/touch	not dimm	dali/touch
				€	€	€	€	€	€
2x 650lm	7	560	2	812924 250,-	812920 300,-	810924 250,-	810920 300,-	810925 250,-	810921 300,-
3x 650lm	10,5	840	3	812914 275,-	812910 325,-	810914 275,-	810910 325,-	810915 275,-	810911 325,-
4x 650lm	14	1120	4	812944 300,-	812940 350,-	810944 300,-	810940 350,-	810945 300,-	810941 350,-
5x 650lm	17,5	1400	5	812954 325,-	812950 375,-	810954 325,-	810950 375,-	810955 325,-	810951 375,-
6x 650lm	21	1680	6	812964 350,-	812960 400,-	810964 350,-	810960 400,-	810965 350,-	810961 400,-
7x 650lm	24,5	1960	7	812974 375,-	812970 425,-	810974 375,-	810970 425,-	810975 375,-	810971 425,-
8x 650lm	28	2240	8	812984 400,-	812980 450,-	810984 400,-	810980 450,-	810985 400,-	810981 450,-
9x 650lm	31,5	2520	9	812994 425,-	812990 475,-	810994 425,-	810990 475,-	810995 425,-	810991 475,-
10x 650lm	35	2800	10	812904 450,-	812900 500,-	810904 450,-	810900 500,-	810905 450,-	810901 500,-

LED SYSTEM HO - 3925 lm/meter



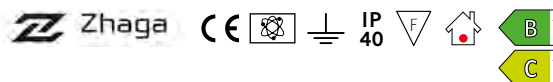
INPUT VOLTAGE 230V AC

i Min. required space in profile

2U W Ledsystem led lamps


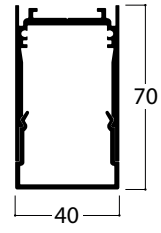
Frosted polycarbonate W diffuser

IP40	power W	length mm	length ft	2700K		3000K		4000K	
				not dimm	dali/touch	not dimm	dali/touch	not dimm	dali/touch
				€	€	€	€	€	€
2x 1100lm	11,6	560	2	812926 250,-	812922 300,-	810926 250,-	810922 300,-	810928 250,-	810923 300,-
3x 1100lm	17,4	840	3	812916 275,-	812912 325,-	810916 275,-	810912 325,-	810918 275,-	810913 325,-
4x 1100lm	23,2	1120	4	812946 300,-	812942 350,-	810946 300,-	810942 350,-	810948 300,-	810943 350,-
5x 1100lm	29	1400	5	812956 325,-	812952 375,-	810956 325,-	810952 375,-	810958 325,-	810953 375,-
6x 1100lm	34,8	1680	6	812966 350,-	812962 400,-	810966 350,-	810962 400,-	810968 350,-	810963 400,-
7x 1100lm	40,6	1960	7	812976 375,-	812972 425,-	810976 375,-	810972 425,-	810978 375,-	810973 425,-
8x 1100lm	46,4	2240	8	812986 400,-	812982 450,-	810986 400,-	810982 450,-	810988 400,-	810983 450,-
9x 1100lm	52,2	2520	9	812996 425,-	812992 475,-	810996 425,-	810992 475,-	810998 425,-	810993 475,-
10x 1100lm	58	2800	10	812906 450,-	812902 500,-	810906 450,-	810902 500,-	810908 450,-	810903 500,-





+ Section view



LEDSYSTEM 25° = UGR <12 46° = UGR <19

INPUT VOLTAGE 230V AC

2U W UGR Ledsystem CRI92

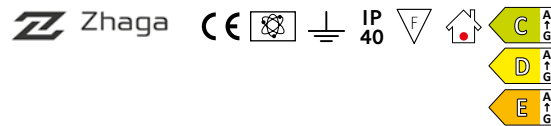
2700K				25° = UGR <12						46° = UGR <19					
IP40	power W	length mm	lumen	not dimm			dali/touch			not dimm			dali/touch		
				text. white	text. black	€	text. white	text. black	€	text. white	text. black	€	text. white	text. black	€
2x 500lm	7,5	560	948	814700	814705	325,-	814710	814715	375,-	814720	814725	325,-	814730	814735	375,-
3x 500lm	11,25	840	1422	814701	814706	425,-	814711	814716	475,-	814721	814726	425,-	814731	814736	475,-
4x 500lm	15	1120	1896	814702	814707	500,-	814712	814717	550,-	814722	814727	500,-	814732	814737	550,-
5x 500lm	18,75	1400	2370	814703	814708	575,-	814713	814718	625,-	814723	814728	575,-	814733	814738	625,-
2x 780lm	13,3	560	1484	814740	814745	325,-	814750	814755	375,-	814760	814765	325,-	814770	814775	375,-
3x 780lm	19,9	840	2226	814741	814746	425,-	814751	814756	475,-	814761	814766	425,-	814771	814776	475,-
4x 780lm	26,5	1120	2968	814742	814747	500,-	814752	814757	550,-	814762	814767	500,-	814772	814777	550,-
5x 780lm	33,2	1400	3710	814743	814748	575,-	814753	814758	625,-	814763	814768	575,-	814773	814778	625,-

3000K				25° = UGR <12						46° = UGR <19					
IP40	power W	length mm	lumen	not dimm			dali/touch			not dimm			dali/touch		
				text. white	text. black	€	text. white	text. black	€	text. white	text. black	€	text. white	text. black	€
2x 500lm	7,5	560	966	814800	814805	325,-	814810	814815	375,-	814820	814825	325,-	814830	814835	375,-
3x 500lm	11,25	840	1449	814801	814806	425,-	814811	814816	475,-	814821	814826	425,-	814831	814836	475,-
4x 500lm	15	1120	1932	814802	814807	500,-	814812	814817	550,-	814822	814827	500,-	814832	814837	550,-
5x 500lm	18,75	1400	2415	814803	814808	575,-	814813	814818	625,-	814823	814828	575,-	814833	814838	625,-
2x 780lm	13,3	560	1510	814840	814845	325,-	814850	814855	375,-	814860	814865	325,-	814870	814875	375,-
3x 780lm	19,9	840	2265	814841	814846	425,-	814851	814856	475,-	814861	814866	425,-	814871	814876	475,-
4x 780lm	26,5	1120	3020	814842	814847	500,-	814852	814857	550,-	814862	814867	500,-	814872	814877	550,-
5x 780lm	33,2	1400	3775	814843	814848	575,-	814853	814858	625,-	814863	814868	575,-	814873	814878	625,-

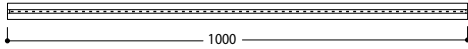
4000K				25° = UGR <12						46° = UGR <19					
IP40	power W	length mm	lumen	not dimm			dali/touch			not dimm			dali/touch		
				text. white	text. black	€	text. white	text. black	€	text. white	text. black	€	text. white	text. black	€
2x 500lm	7,5	560	1042	814900	814905	325,-	814910	814915	375,-	814920	814925	325,-	814930	814935	375,-
3x 500lm	11,25	840	1563	814901	814906	425,-	814911	814916	475,-	814921	814926	425,-	814931	814936	475,-
4x 500lm	15	1120	2084	814902	814907	500,-	814912	814917	550,-	814922	814927	500,-	814932	814937	550,-
5x 500lm	18,75	1400	2605	814903	814908	575,-	814913	814918	625,-	814923	814928	575,-	814933	814938	625,-
2x 780lm	13,3	560	1632	814940	814945	325,-	814950	814955	375,-	814960	814965	325,-	814970	814975	375,-
3x 780lm	19,9	840	2448	814941	814946	425,-	814951	814956	475,-	814961	814966	425,-	814971	814976	475,-
4x 780lm	26,5	1120	3264	814942	814947	500,-	814952	814957	550,-	814962	814967	500,-	814972	814977	550,-
5x 780lm	33,2	1400	4080	814943	814948	575,-	814953	814958	625,-	814963	814968	575,-	814973	814978	625,-

profiles

2U W UGR



Module Ledline/m with space for converter



24V DC

i polycarbonate diffuser included

	power		lumen output	CRI	max. length 1 powerfeed	min. cutting length	DIFFUSER W	DIFFUSER H	€
2700K	medium power	9,6W/m	672 lm/m	92	5 metres	50 mm	819610	N/A	100,-
	high power	14,4W/m	1010 lm/m	92	5 metres	33,33 mm	819650	N/A	115,-
	very high power	19,2W/m	2208 lm/m	92	5 metres	33,33 mm	819611	N/A	130,-
3000K	medium power	9,6W/m	710 lm/m	92	5 metres	50 mm	819620	N/A	100,-
	high power	14,4W/m	1060 lm/m	92	5 metres	33,33 mm	819660	N/A	115,-
	very high power	19,2W/m	2208 lm/m	92	5 metres	33,33 mm	819621	N/A	130,-
4000K	medium power	9,6W/m	740 lm/m	92	5 metres	50 mm	819630	N/A	100,-
	high power	14,4W/m	1100 lm/m	92	5 metres	33,33 mm	819670	N/A	115,-
	very high power	19,2W/m	2323 lm/m	92	5 metres	33,33 mm	819631	N/A	130,-



Integrated converter 20W

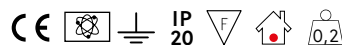
input 230 V-AC
output 24V-DC
power 20W

20W	1-10V	€
2U Converter module	692910	119,-
+ fits in 2U profile (no extra space required)		

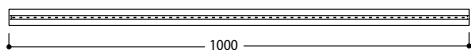
Integrated converter 60W

input 230 V-AC
output 24V-DC
power 60W

60W	NOT DIMM	€	1-10V	€	DALI DIMM	€
2U Converter module	692930	129,-	692940	139,-	692950	152,-
+ fits in 2U profile (no extra space required)						



Module Ledline/m no space for converter



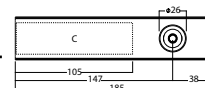
24V DC

i polycarbonate diffuser included

	power		lumen output	CRI	max. length 1 powerfeed	min. cutting length	DIFFUSER W	DIFFUSER H	€
2700K	medium power	9,6W/m	672 lm/m	92	5 metres	50 mm	819710	819216	70,-
	high power	14,4W/m	1010 lm/m	92	5 metres	33,33 mm	819750	819256	85,-
	very high power	19,2W/m	2208 lm/m	92	5 metres	33,33 mm	819711	819217	100,-
3000K	medium power	9,6W/m	710 lm/m	92	5 metres	50 mm	819720	819226	70,-
	high power	14,4W/m	1060 lm/m	92	5 metres	33,33 mm	819760	819266	85,-
	very high power	19,2W/m	2208 lm/m	92	5 metres	33,33 mm	819721	819227	100,-
4000K	medium power	9,6W/m	740 lm/m	92	5 metres	50 mm	819730	819236	70,-
	high power	14,4W/m	1100 lm/m	92	5 metres	33,33 mm	819770	819276	85,-
	very high power	19,2W/m	2323 lm/m	92	5 metres	33,33 mm	819731	819237	100,-



Module 1 x Luxeon M



housing	2700K	3000K	€
text. white	815202	815262	140,-
text. black	815203	815263	140,-
gold ano	815205	815265	140,-
+ Cover Textured White P/M		810847	80,-
+ Cover Textured Black P/M		810826	80,-

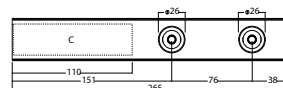
LUXEON M - 3,82W - 230V 50-60Hz AC

400 lumen 2700K CRI90
 429 lumen 3000K CRI90
 dimmability: mains dim RC
 beam 36°

- Halosphere (dim 3000K-1800K) on demand
- 4000K on demand



Module 2 x Luxeon M



housing	2700K	3000K	€
text. white	815206	815266	280,-
text. black	815207	815267	280,-
gold ano	815209	815269	280,-
+ Cover Textured White P/M		810847	80,-
+ Cover Textured Black P/M		810826	80,-

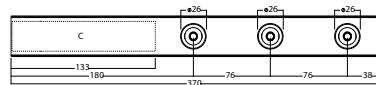
LUXEON M - (2x) 3,82W - 230V 50-60Hz AC

2x 400 lumen 2700K CRI90
 2x 429 lumen 3000K CRI90
 dimmability: mains dim LC
 beam 36°

- Halosphere (dim 3000K-1800K) on demand
- 4000K on demand



Module 3 x Luxeon M



housing	2700K	3000K	€
text. white	815212	815272	380,-
text. black	815213	815273	380,-
gold ano	815215	815275	380,-
+ Cover Textured White P/M		810847	80,-
+ Cover Textured Black P/M		810826	80,-

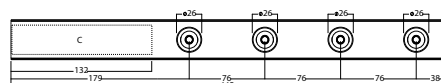
LUXEON M - (3x) 3,82W - 230V 50-60Hz AC

3x 400 lumen 2700K CRI90
 3x 429 lumen 3000K CRI90
 dimmability: mains dim LC
 beam 36°

- Halosphere (dim 3000K-1800K) on demand
- 4000K on demand



Module 4 x Luxeon M



housing	2700K	3000K	€
text. white	815216	815276	500,-
text. black	815217	815277	500,-
gold ano	815219	815279	500,-
+ Cover Textured White P/M		810847	80,-
+ Cover Textured Black P/M		810826	80,-

LUXEON M - (4x) 3,82W - 230V 50-60Hz AC

4x 400 lumen 2700K CRI90
 4x 429 lumen 3000K CRI90
 dimmability: mains dim LC
 beam 36°

- Halosphere (dim 3000K-1800K) on demand
- 4000K on demand



All distances between led modules are always minimum dimensions

2U W

profiles

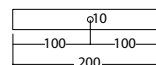
2U W



Casambi module DALI (Universal)

Universal Profile CASAMBI module DALI		€
4 CH	892091	384,-
+ Compatible with DALI modules		

M10 Module



		€
M10 Module 230V	815299	40,-
M10 Module 1x 350mA mains dimm	815291	90,-
M10 Module 1x 700mA mains dimm	815292	90,-
+ Cover profile/m	810847 / 810826 / 810812	80,-
+ Fall protection	815295	25,-





How to compose 2U

REQUEST CUSTOMER

- SMALL SINGLE LAMP PROFILE
- 1 CIRCUIT
- TEXT. BLACK COLOR
- L SHAPE
- COLOR TEMPERATURE 4000K
- LED T5 HE EQUIVALENT


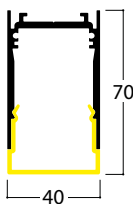


Orderform

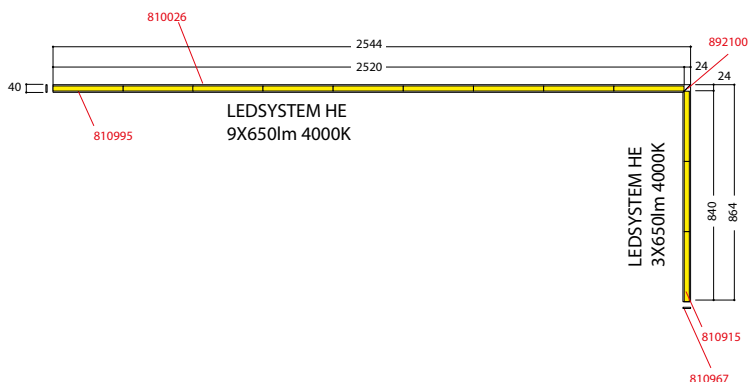
REF	DESCRIPTION	PCS/M
810026	PROFILE	2,544 + 0,864
810967	ENDCAP	2
810915	MODULE LEDSYSTEM 3X650LM 4000K	1
810995	MODULE LEDSYSTEM 9X650LM 4000K	1
892100	CORNER 90°	1
810104	DIFFUSER W	0,48

Drawing

+ Section view

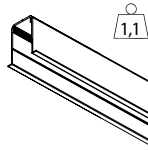


TOP VIEW



Profile/m 2U Recessed

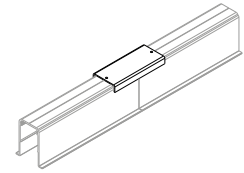
housing		€
text. white	840047	50,-
text. black	840026	50,-



+ MAX. SECTION LENGTH = 3 METRES

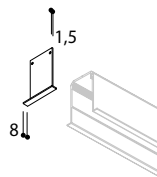
Straight Connection

		€
Straight connection	891910	30,-



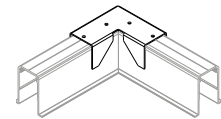
Endcap S + H

housing	S + H	€
text. white	840247	25,-
text. black	840226	25,-



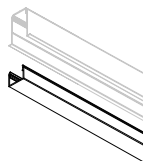
Corner

		€
Corner 90°	892110	30,-



Diffuser/m & Alu Cover/m

housing	S	H	€
Polycarbonate Diffuser	810106	810105	35,-
text. white	810147	-	80,-
text. black	810126	-	80,-

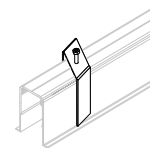


+ To be used in empty profile spaces

Mounting Bracket

		€
Mounting Bracket	894900	20,-

+ 1 bracket / 1 m profile min. 2 brackets



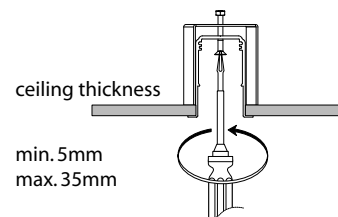
Extra Circuit/m

		€
Common neutral	892630	18,-
No common neutral	892631	36,-

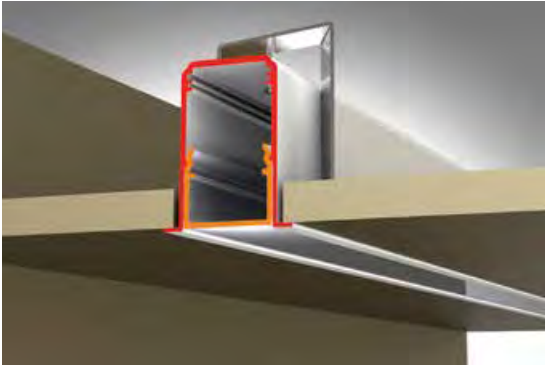


+ Same length as profile

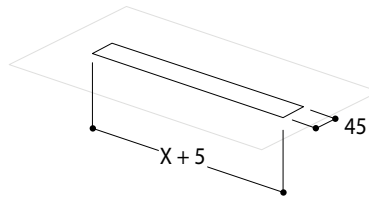
+ Installation



2U Recessed



✚ Cut out dimensions

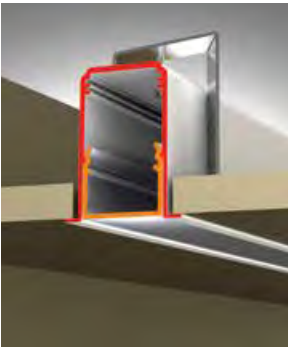


❗ X = Length of profile (measured without endcaps)
Installation depth: 95 mm


profiles

2U Recessed S

2U Recessed H



versus

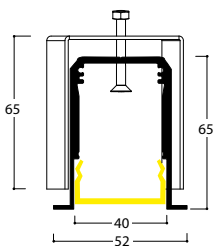


❗ 2U Recessed S

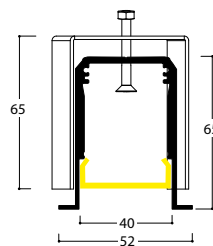
❗ 2U Recessed H

2U Recessed

✚ Section view S



✚ Section view H



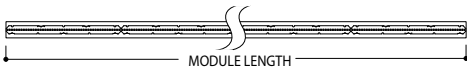
scan for
specsheet - price







LEDSYSTEM HE - 2315 lm/meter



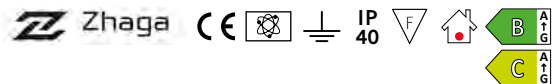
INPUT VOLTAGE 230V AC


i Min. required space in profile

2UR H Ledsystem led lamps

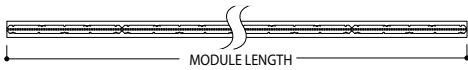
Frosted polycarbonate H diffuser

IP40	power W	length mm	length ft	2700K		3000K		4000K	
				not dimm	dali/touch	not dimm	dali/touch	not dimm	dali/touch
				€	€	€	€	€	€
2x 650lm	7	560	2	813724 250,-	813720 300,-	811724 250,-	811720 300,-	811725 250,-	811721 300,-
3x 650lm	10,5	840	3	813714 275,-	813710 325,-	811714 275,-	811710 325,-	811715 275,-	811711 325,-
4x 650lm	14	1120	4	813744 300,-	813740 350,-	811744 300,-	811740 350,-	811745 300,-	811741 350,-
5x 650lm	17,5	1400	5	813754 325,-	813750 375,-	811754 325,-	811750 375,-	811755 325,-	811751 375,-
6x 650lm	21	1680	6	813764 350,-	813760 400,-	811764 350,-	811760 400,-	811765 350,-	811761 400,-
7x 650lm	24,5	1960	7	813774 375,-	813770 425,-	811774 375,-	811770 425,-	811775 375,-	811771 425,-
8x 650lm	28	2240	8	813784 400,-	813780 450,-	811784 400,-	811780 450,-	811785 400,-	811781 450,-
9x 650lm	31,5	2520	9	813794 425,-	813790 475,-	811794 425,-	811790 475,-	811795 425,-	811791 475,-
10x 650lm	35	2800	10	813704 450,-	813700 500,-	811704 450,-	811700 500,-	811705 450,-	811701 500,-





LED SYSTEM HE - 2315 lm/meter



INPUT VOLTAGE 230V AC

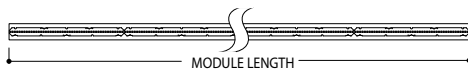
i Min. required space in profile

2UR S Ledsystem led lamps

Frosted polycarbonate S diffuser

IP40	power W	length mm	length ft	2700K		3000K		4000K							
				not dimm	dali/touch	not dimm	dali/touch	not dimm	dali/touch						
				€	€	€	€	€	€						
2x 650lm	7	560	2	812724	250,-	812720	300,-	810724	250,-	810720	300,-	810725	250,-	810721	300,-
3x 650lm	10,5	840	3	812714	275,-	812710	325,-	810714	275,-	810710	325,-	810715	275,-	810711	325,-
4x 650lm	14	1120	4	812744	300,-	812740	350,-	810744	300,-	810740	350,-	810745	300,-	810741	350,-
5x 650lm	17,5	1400	5	812754	325,-	812750	375,-	810754	325,-	810750	375,-	810755	325,-	810751	375,-
6x 650lm	21	1680	6	812764	350,-	812760	400,-	810764	350,-	810760	400,-	810765	350,-	810761	400,-
7x 650lm	24,5	1960	7	812774	375,-	812770	425,-	810774	375,-	810770	425,-	810775	375,-	810771	425,-
8x 650lm	28	2240	8	812784	400,-	812780	450,-	810784	400,-	810780	450,-	810785	400,-	810781	450,-
9x 650lm	31,5	2520	9	812794	425,-	812790	475,-	810794	425,-	810790	475,-	810795	425,-	810791	475,-
10x 650lm	35	2800	10	812704	450,-	812700	500,-	810704	450,-	810700	500,-	810705	450,-	810701	500,-

LED SYSTEM HO - 3925 lm/meter



INPUT VOLTAGE 230V AC

i Min. required space in profile

2UR S Ledsystem led lamps

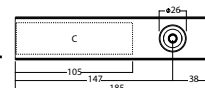
Frosted polycarbonate S diffuser

IP40	power W	length mm	length ft	2700K		3000K		4000K							
				not dimm	dali/touch	not dimm	dali/touch	not dimm	dali/touch						
				€	€	€	€	€	€						
2x 1100lm	11,6	560	2	812726	250,-	812722	300,-	810726	250,-	810722	300,-	810728	250,-	810723	300,-
3x 1100lm	17,4	840	3	812736	275,-	812732	325,-	810736	275,-	810732	325,-	810738	275,-	810733	325,-
4x 1100lm	23,2	1120	4	812746	300,-	812742	350,-	810746	300,-	810742	350,-	810748	300,-	810743	350,-
5x 1100lm	29	1400	5	812756	325,-	812752	375,-	810756	325,-	810752	375,-	810758	325,-	810753	375,-
6x 1100lm	34,8	1680	6	812766	350,-	812762	400,-	810766	350,-	810762	400,-	810768	350,-	810763	400,-
7x 1100lm	40,6	1960	7	812776	375,-	812772	425,-	810776	375,-	810772	425,-	810778	375,-	810773	425,-
8x 1100lm	46,4	2240	8	812786	400,-	812782	450,-	810786	400,-	810782	450,-	810788	400,-	810783	450,-
9x 1100lm	52,2	2520	9	812796	425,-	812792	475,-	810796	425,-	810792	475,-	810798	425,-	810793	475,-
10x 1100lm	58	2800	10	812706	450,-	812702	500,-	810706	450,-	810702	500,-	810708	450,-	810703	500,-

Converter matrix, see back flap



Module 1 x Luxeon M



housing	2700K	3000K	€
text. white	815222	815242	140,-
text. black	815223	815243	140,-
gold ano	815225	815245	140,-
+ Cover Textured White P/M		810847	80,-
+ Cover Textured Black P/M		810826	80,-

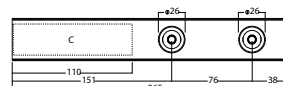
LUXEON M - 3,82W - 230V 50-60Hz AC

400 lumen 2700K CRI90
 429 lumen 3000K CRI90
 dimmability: mains dim RC
 beam 36°

- Halosphere (dim 3000K-1800K) on demand
- 4000K on demand



Module 2 x Luxeon M



housing	2700K	3000K	€
text. white	815226	815246	280,-
text. black	815227	815247	280,-
gold ano	815229	815249	280,-
+ Cover Textured White P/M		810847	80,-
+ Cover Textured Black P/M		810826	80,-

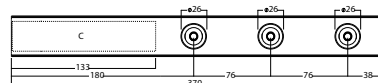
LUXEON M - (2x) 3,82W - 230V 50-60Hz AC

2x 400 lumen 2700K CRI90
 2x 429 lumen 3000K CRI90
 dimmability: mains dim LC
 beam 36°

- Halosphere (dim 3000K-1800K) on demand
- 4000K on demand



Module 3 x Luxeon M



housing	2700K	3000K	€
text. white	815232	815252	380,-
text. black	815233	815253	380,-
gold ano	815235	815255	380,-
+ Cover Textured White P/M		810847	80,-
+ Cover Textured Black P/M		810826	80,-

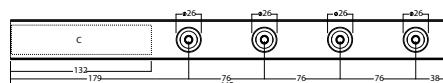
LUXEON M - (3x) 3,82W - 230V 50-60Hz AC

3x 400 lumen 2700K CRI90
 3x 429 lumen 3000K CRI90
 dimmability: mains dim LC
 beam 36°

- Halosphere (dim 3000K-1800K) on demand
- 4000K on demand



Module 4 x Luxeon M



housing	2700K	3000K	€
text. white	815236	815256	500,-
text. black	815237	815257	500,-
gold ano	815239	815259	500,-
+ Cover Textured White P/M		810847	80,-
+ Cover Textured Black P/M		810826	80,-


LUXEON M - (4x) 3,82W - 230V 50-60Hz AC

4x 400 lumen 2700K CRI90
 4x 429 lumen 3000K CRI90
 dimmability: mains dim LC
 beam 36°

- Halosphere (dim 3000K-1800K) on demand
- 4000K on demand



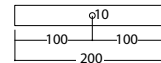
All distances between led modules are always minimum dimensions



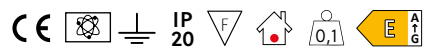
Casambi module DALI (Universal)

Universal Profile CASAMBI module DALI		€
4 CH	892091	384,-
+ Compatible with DALI modules		

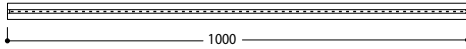
M10 Module



		€
M10 Module 230V	815299	40,-
M10 Module 1x 350mA mains dimm	815291	90,-
M10 Module 1x 700mA mains dimm	815292	90,-
+ Cover profile/m	810847 / 810826 / 810812	80,-
+ Fall protection	815295	25,-



Module Ledline/m with space for converter



24V DC

i polycarbonate diffuser included

	power		lumen output	CRI	max. length 1 powerfeed	min. cutting length	DIFFUSER W	DIFFUSER H	€
2700K	medium power	9,6W/m	672 lm/m	92	5 metres	50 mm	819610	N/A	100,-
	high power	14,4W/m	1010 lm/m	92	5 metres	33,33 mm	819650	N/A	115,-
	very high power	19,2W/m	2208 lm/m	92	5 metres	33,33 mm	819611	N/A	130,-
3000K	medium power	9,6W/m	710 lm/m	92	5 metres	50 mm	819620	N/A	100,-
	high power	14,4W/m	1060 lm/m	92	5 metres	33,33 mm	819660	N/A	115,-
	very high power	19,2W/m	2208 lm/m	92	5 metres	33,33 mm	819621	N/A	130,-
4000K	medium power	9,6W/m	740 lm/m	92	5 metres	50 mm	819630	N/A	100,-
	high power	14,4W/m	1100 lm/m	92	5 metres	33,33 mm	819670	N/A	115,-
	very high power	19,2W/m	2323 lm/m	92	5 metres	33,33 mm	819631	N/A	130,-



Integrated converter 20W

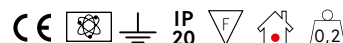
input 230 V-AC
output 24V-DC
power 20W

20W	1-10V	€
2U Converter module	692910	119,-
+ fits in 2U profile (no extra space required)		

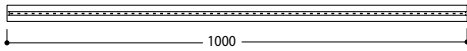
Integrated converter 60W

input 230 V-AC
output 24V-DC
power 60W

60W	NOT DIMM	€	1-10V	€	DALI DIMM	€
2U Converter module	692930	129,-	692940	139,-	692950	152,-
+ fits in 2U profile (no extra space required)						




Module Ledline/m no space for converter



24V DC

i polycarbonate diffuser included

	power		lumen output	CRI	max. length 1 powerfeed	min. cutting length	DIFFUSER W	DIFFUSER H	€
2700K	medium power	9,6W/m	672 lm/m	92	5 metres	50 mm	819710	819216	70,-
	high power	14,4W/m	1010 lm/m	92	5 metres	33,33 mm	819750	819256	85,-
	very high power	19,2W/m	2208 lm/m	92	5 metres	33,33 mm	819711	819217	100,-
3000K	medium power	9,6W/m	710 lm/m	92	5 metres	50 mm	819720	819226	70,-
	high power	14,4W/m	1060 lm/m	92	5 metres	33,33 mm	819760	819266	85,-
	very high power	19,2W/m	2208 lm/m	92	5 metres	33,33 mm	819721	819227	100,-
4000K	medium power	9,6W/m	740 lm/m	92	5 metres	50 mm	819730	819236	70,-
	high power	14,4W/m	1100 lm/m	92	5 metres	33,33 mm	819770	819276	85,-
	very high power	19,2W/m	2323 lm/m	92	5 metres	33,33 mm	819731	819237	100,-





How to compose 2U Recessed

REQUEST CUSTOMER

- SMALL RECESSED PROFILE
- WHITE COLOR
- TOTAL LIGHT OUTPUT ± 7500 LM
- TOTAL LENGTH ± 2M
- DALI DIMMABLE

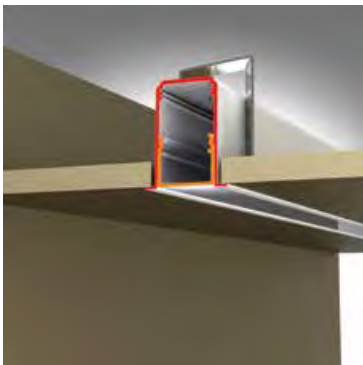
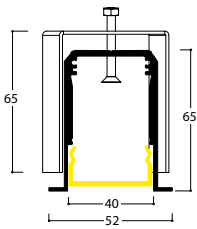


Orderform

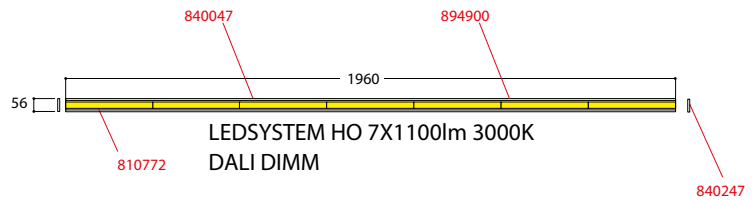
REF	DESCRIPTION	PCS/M
840047	PROFILE	1,96
840247	ENDCAP	2
894900	MOUNTING BRACKET	3
810772	MODULE 7X1100LM HO DALI DIMMABLE	1

Drawing

+ Section view



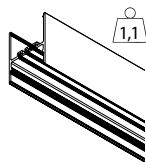
TOP VIEW





Profile/m 2U 50

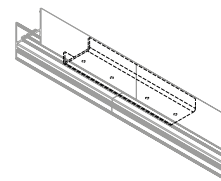
housing		€
white	965047	50,-
black	965026	50,-



➕ MAX. SECTION LENGTH = 3 METRES

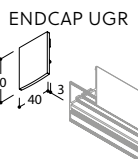
Straight Connection

		€
Straight connection	965060	50,-



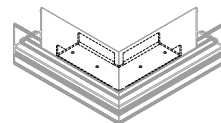
Endcap UGR

housing		€
white	965149	25,-
black	965128	25,-



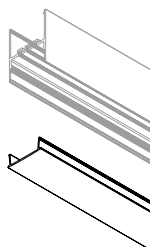
Corner

		€
Corner 90°	965070	30,-
Corner 135°	965080	40,-
Corner 45°-85° on request	965090	200,-



Alu Cover Profile

housing		€
white	965007	40,-
black	965008	40,-



➕ To be used in empty profile spaces

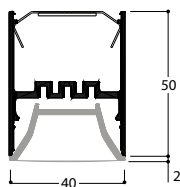
Mounting springs for surface installation

		€
Spring	965055	8,-

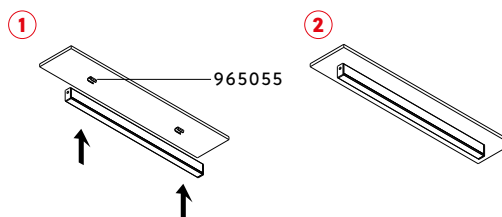


➕ Min 2 springs per m

➕ Section view



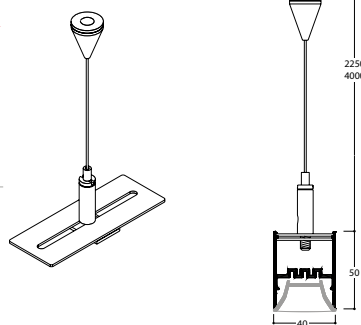
➕ Fixation on ceiling



Suspension Single

housing	2,25m	€	4 m	€	6 m	€
white	965041	30,-	965031	40,-	965021	50,-
black	965042	30,-	965032	40,-	965022	50,-

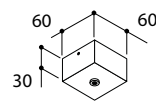
+ 1 suspension/ 1,5 m profile
min. 2 suspensions



Connection Set Square

3P						
housing	2,25m	€	4 m	€	6 m	€
text. white	890847	66,-	890947	78,-	891047	91,-
text. black	890826	66,-	890926	78,-	891026	91,-

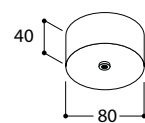
5P						
housing	2,25m	€	4 m	€	6 m	€
text. white	891147	84,-	891247	106,-	891347	132,-
text. black	891126	84,-	891226	106,-	891326	132,-



Connection Set Round

3P						
housing	2,25m	€	4 m	€	6 m	€
text. white	691047	75,-	691147	78,-	691247	83,-
text. black	691026	75,-	691126	78,-	691226	83,-

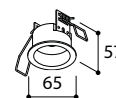
5P						
housing	2,25m	€	4 m	€	6 m	€
text. white	691347	85,-	691447	88,-	691547	92,-
text. black	691326	85,-	691426	88,-	691526	92,-



Connection Set Kosmos (recessed)

3P						
housing	2,25m	€	4 m	€	6 m	€
text. white	691057	86,-	691157	90,-	691257	92,-
text. black	691036	86,-	691136	90,-	691236	92,-

5P						
housing	2,25m	€	4 m	€	6 m	€
text. white	691357	103,-	691457	107,-	691557	111,-
text. black	691336	103,-	691436	107,-	691536	111,-



56 mm
Installation depth 60 mm

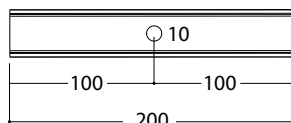
scan for
specsheet - price





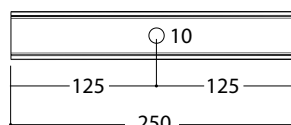
2U 50 Module M10 230V

	230V	€
1x	965780	20,-
+ Cover profile / m	965007 / 965008	40,-
+ Mounting spring	965055	8,-
+ Fall protection	965065	25,-



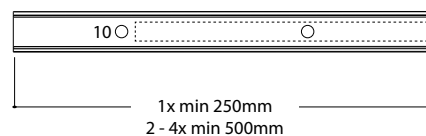
2U 50 Module M10 350 / 700 mA mains dimm

	350 mA	700 mA	€
1x	965980	965990	20,-
+ Cover profile / m	965007 / 965008		40,-
+ Mounting spring	965055		8,-
+ Fall protection	965065		25,-



2U 50 Module M10 350 / 700 DALI

	350 mA	700 mA	€
1x	965981	965991	125,-
2x	965982	965992	150,-
3x	965983	965993	180,-
4x	965984	965994	200,-
+ Cover profile / m	965007 / 965008		40,-
+ Mounting spring	965055		8,-
+ Fall protection	965065		25,-

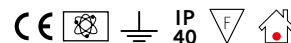



! Positioning of M10 modules to be determined by customer

Casambi module DALI (Universal)

		€
Universal Profile CASAMBI module DALI		
4 CH	892091	384,-
+ Compatible with DALI modules		

CASAMBI
ON DEMAND





2U 50 LEDSYSTEM Low UGR > 180 lumen/w

INPUT VOLTAGE 230V AC

2U 50 UGR Ledsystem CRI92

3000K				50°= UGR <19						80°= UGR <19					
IP40	power W	length mm	lumen	not dimm			dali/touch			not dimm			dali/touch		
				text. white	text. black	€	text. white	text. black	€	text. white	text. black	€	text. white	text. black	€
2x 650lm	7,54	558	1386	965820	965825	150,-	965830	965835	200,-	965700	965705	150,-	965710	965715	200,-
3x 650lm	11,31	837,5	2079	965821	965826	200,-	965831	965836	250,-	965701	965706	200,-	965711	965716	250,-
4x 650lm	15,08	1116,5	2772	965822	965827	250,-	965832	965837	300,-	965702	965707	250,-	965712	965717	300,-
2x 1100lm	12,32	558	2182	965860	965865	150,-	965870	965875	200,-	965720*	965725	150,-	965730*	965735	200,-
3x 1100lm	18,48	837,5	3274	965861	965866	200,-	965871	965876	250,-	965721*	965726	200,-	965731*	965736	250,-
4x 1100lm	24,64	1116,5	4365	965862	965867	250,-	965872	965877	300,-	965722*	965727	250,-	965732*	965737	300,-

i * UGR <20

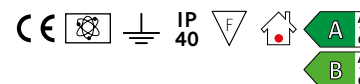
4000K				50°= UGR <19						80°= UGR <19					
IP40	power W	length mm	lumen	not dimm			dali/touch			not dimm			dali/touch		
				text. white	text. black	€	text. white	text. black	€	text. white	text. black	€	text. white	text. black	€
2x 650lm	7,54	558	1442	965920	965925	150,-	965930	965935	200,-	965740	965745	150,-	965750	965755	200,-
3x 650lm	11,31	837,5	2163	965921	965926	200,-	965931	965936	250,-	965741	965746	200,-	965751	965756	250,-
4x 650lm	15,08	1116,5	2884	965922	965927	250,-	965932	965937	300,-	965742	965747	250,-	965752	965757	300,-
2x 1100lm	12,32	558	2271	965960	965965	150,-	965970	965975	200,-	965760*	965765	150,-	965770*	965775	200,-
3x 1100lm	18,48	837,5	3406	965961	965966	200,-	965971	965976	250,-	965761*	965766	200,-	965771*	965776	250,-
4x 1100lm	24,64	1116,5	4542	965962	965967	250,-	965972	965977	300,-	965762*	965767	250,-	965772*	965777	300,-

i * UGR <20

Casambi module DALI (Universal)

Universal Profile CASAMBI module DALI	€
4 CH	892091 384,-
+ Compatible with DALI modules	

CASAMBI
ON DEMAND





How to compose 2U 50

REQUEST CUSTOMER

- SMALL LOW UGR PROFILE
- BLACK COLOR
- SUSPENSION
- TOTAL LENGTH ± 2M
- DALI DIMMABLE

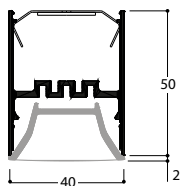


Orderform

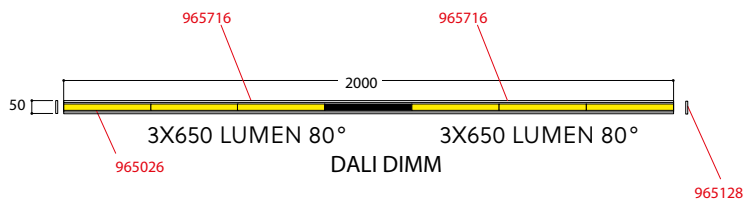
REF	DESCRIPTION	PCS/M
965026	PROFILE	1,96
965128	ENDCAP	2
965042	SUSPENSION SINGLE	2
891126	CONNECTION SET 5P	1
965716	3X650 LUMEN 80°	2
965008	BLACK COVER	0,325

Drawing

+ Section view

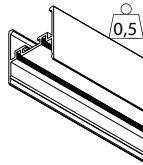


TOP VIEW



Profile/m Protut

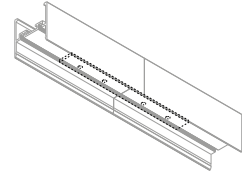
housing		€
text. white	960047	40,-
text. black	960026	40,-



⊕ MAX. SECTION LENGHT = 3 METRES

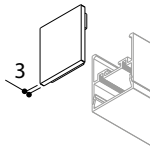
Straight Connection

		€
Straight connection	960060	30,-



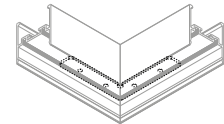
Endcap

housing		€
text. white	960148	25,-
text. black	960127	25,-



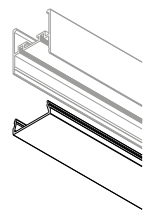
Corner

		€
Corner 90°	960070	30,-
Corner 135°	960080	30,-
Corner 45°-85° on request	960090	200,-



Diffuser/m & Alu Cover/m

housing		€
Frosted Polycarbonate	960006	35,-
text. white	960007	40,-
text. black	960008	40,-



⊕ To be used in empty profile spaces

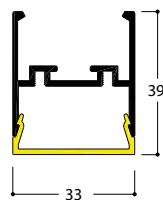
Fixation

		€
Mounting spring	960055	4,-

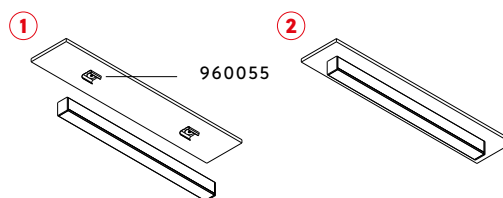
⊕ Min 2 springs per m



⊕ Section view



⊕ Fixation on ceiling



Protut family members:



Protut

profiles




i Protut profile can be used in climate ceilings.



Protut

scan for
specsheet - price





Suspension Single

housing	2,25m	€	4 m	€	6 m	€
text. white	960041	30,-	960031	40,-	960021	50,-
text. black	960042	30,-	960032	40,-	960022	50,-

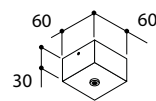
+ 1 suspension/ 1,5 m profile
min. 2 suspensions



Connection Set Square

3P						
housing	2,25m	€	4 m	€	6 m	€
text. white	890847	66,-	890947	78,-	891047	91,-
text. black	890826	66,-	890926	78,-	891026	91,-

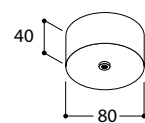
5P						
housing	2,25m	€	4 m	€	6 m	€
text. white	891147	84,-	891247	106,-	891347	132,-
text. black	891126	84,-	891226	106,-	891326	132,-



Connection Set Round

3P						
housing	2,25m	€	4 m	€	6 m	€
text. white	691047	75,-	691147	78,-	691247	83,-
text. black	691026	75,-	691126	78,-	691226	83,-

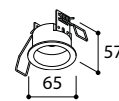
5P						
housing	2,25m	€	4 m	€	6 m	€
text. white	691347	85,-	691447	88,-	691547	92,-
text. black	691326	85,-	691426	88,-	691526	92,-



Connection Set Kosmos (recessed)

3P						
housing	2,25m	€	4 m	€	6 m	€
text. white	691057	86,-	691157	90,-	691257	92,-
text. black	691036	86,-	691136	90,-	691236	92,-

5P						
housing	2,25m	€	4 m	€	6 m	€
text. white	691357	103,-	691457	107,-	691557	111,-
text. black	691336	103,-	691436	107,-	691536	111,-



56 mm
Installation depth 60 mm



LEDSYSTEM HE - 2315 lm/meter



INPUT VOLTAGE 230V AC

PROTUT Ledsystem led lamps
Frosted polycarbonate diffuser

IP40	power W	length mm	length ft	2700K			3000K			4000K					
				not dimm	dali/touch		not dimm	dali/touch		not dimm	dali/touch				
				€	€	€	€	€	€	€	€				
3x 650lm	10,5	840	3	960615	220,-	960610	270,-	960315	220,-	960310	270,-	960415	220,-	960410	270,-
4x 650lm	14	1120	4	960625	245,-	960620	295,-	960325	245,-	960320	295,-	960425	245,-	960420	295,-
5x 650lm	17,5	1400	5	960635	270,-	960630	320,-	960335	270,-	960330	320,-	960435	270,-	960430	320,-
6x 650lm	21	1680	6	960645	295,-	960640	345,-	960345	295,-	960340	345,-	960445	295,-	960440	345,-
7x 650lm	24,5	1960	7	960655	320,-	960650	370,-	960355	320,-	960350	370,-	960455	320,-	960450	370,-
8x 650lm	28	2240	8	960665	345,-	960660	395,-	960365	345,-	960360	395,-	960465	345,-	960460	395,-
9x 650lm	31,5	2520	9	960675	370,-	960670	420,-	960375	370,-	960370	420,-	960475	370,-	960470	420,-
10x 650lm	35	2800	10	960685	395,-	960680	445,-	960385	395,-	960380	445,-	960485	395,-	960480	445,-

LEDSYSTEM HO - 3925 lm/meter




INPUT VOLTAGE 230V AC

PROTUT Ledsystem led lamps
Frosted polycarbonate diffuser

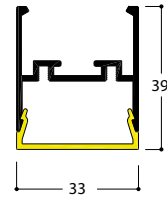
IP40	power W	length mm	length ft	2700K			3000K			4000K					
				not dimm	dali/touch		not dimm	dali/touch		not dimm	dali/touch				
				€	€	€	€	€	€	€	€				
3x 1100lm	17,4	840	3	960515	220,-	960510	270,-	960115	220,-	960110	270,-	960215	220,-	960210	270,-
4x 1100lm	23,2	1120	4	960525	245,-	960520	295,-	960125	245,-	960120	295,-	960225	245,-	960220	295,-
5x 1100lm	29	1400	5	960535	270,-	960530	320,-	960135	270,-	960130	320,-	960235	270,-	960230	320,-
6x 1100lm	34,8	1680	6	960545	295,-	960540	345,-	960145	295,-	960140	345,-	960245	295,-	960240	345,-
7x 1100lm	40,6	1960	7	960555	320,-	960550	370,-	960155	320,-	960150	370,-	960255	320,-	960250	370,-
8x 1100lm	46,4	2240	8	960565	345,-	960560	395,-	960165	345,-	960160	395,-	960265	345,-	960260	395,-
9x 1100lm	52,2	2520	9	960575	370,-	960570	420,-	960175	370,-	960170	420,-	960275	370,-	960270	420,-
10x 1100lm	58	2800	10	960585	395,-	960580	445,-	960185	395,-	960180	445,-	960285	395,-	960280	445,-

Protut family members:





+ Section view



LEDSYSTEM

INPUT VOLTAGE 230V AC

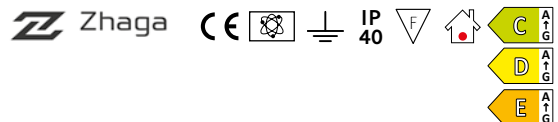
PROTUT UGR Ledsystem CRI92

2700K				25° = UGR <12						46° = UGR <19					
IP40	power	length	lumen	not dimm			dali/touch			not dimm			dali/touch		
	W	mm		text. white	text. black	€	text. white	text. black	€	text. white	text. black	€	text. white	text. black	€
2x 500lm	7,5	560	948	960700	960705	275,-	960710	960715	325,-	960720	960725	275,-	960730	960735	325,-
3x 500lm	11,25	840	1422	960701	960706	325,-	960711	960716	375,-	960721	960726	325,-	960731	960736	375,-
4x 500lm	15	1120	1896	960702	960707	375,-	960712	960717	425,-	960722	960727	375,-	960732	960737	425,-
5x 500lm	18,75	1400	2370	960703	960708	425,-	960713	960718	475,-	960723	960728	425,-	960733	960738	475,-
2x 780lm	13,3	560	1484	960740	960745	275,-	960750	960755	325,-	960760	960765	275,-	960770	960775	325,-
3x 780lm	19,9	840	2226	960741	960746	325,-	960751	960756	375,-	960761	960766	325,-	960771	960776	375,-
4x 780lm	26,5	1120	2968	960742	960747	375,-	960752	960757	425,-	960762	960767	375,-	960772	960777	425,-
5x 780lm	33,2	1400	3710	960743	960748	425,-	960753	960758	475,-	960763	960768	425,-	960773	960778	475,-

3000K				25° = UGR <12						46° = UGR <19					
IP40	power	length	lumen	not dimm			dali/touch			not dimm			dali/touch		
	W	mm		text. white	text. black	€	text. white	text. black	€	text. white	text. black	€	text. white	text. black	€
2x 500lm	7,5	560	966	960800	960805	275,-	960810	960815	325,-	960820	960825	275,-	960830	960835	325,-
3x 500lm	11,25	840	1449	960801	960806	325,-	960811	960816	375,-	960821	960826	325,-	960831	960836	375,-
4x 500lm	15	1120	1932	960802	960807	375,-	960812	960817	425,-	960822	960827	375,-	960832	960837	425,-
5x 500lm	18,75	1400	2415	960803	960808	425,-	960813	960818	475,-	960823	960828	425,-	960833	960838	475,-
2x 780lm	13,3	560	1510	960840	960845	275,-	960850	960855	325,-	960860	960865	275,-	960870	960875	325,-
3x 780lm	19,9	840	2265	960841	960846	325,-	960851	960856	375,-	960861	960866	325,-	960871	960876	375,-
4x 780lm	26,5	1120	3020	960842	960847	375,-	960852	960857	425,-	960862	960867	375,-	960872	960877	425,-
5x 780lm	33,2	1400	3775	960843	960848	425,-	960853	960858	475,-	960863	960868	425,-	960873	960878	475,-

4000K				25° = UGR <12						46° = UGR <19					
IP40	power	length	lumen	not dimm			dali/touch			not dimm			dali/touch		
	W	mm		text. white	text. black	€	text. white	text. black	€	text. white	text. black	€	text. white	text. black	€
2x 500lm	7,5	560	1042	960900	960905	275,-	960910	960915	325,-	960920	960925	275,-	960930	960935	325,-
3x 500lm	11,25	840	1563	960901	960906	325,-	960911	960916	375,-	960921	960926	325,-	960931	960936	375,-
4x 500lm	15	1120	2084	960902	960907	375,-	960912	960917	425,-	960922	960927	375,-	960932	960937	425,-
5x 500lm	18,75	1400	2605	960903	960908	425,-	960913	960918	475,-	960923	960928	425,-	960933	960938	475,-
2x 780lm	13,3	560	1632	960940	960945	275,-	960950	960955	325,-	960960	960965	275,-	960970	960975	325,-
3x 780lm	19,9	840	2448	960941	960946	325,-	960951	960956	375,-	960961	960966	325,-	960971	960976	375,-
4x 780lm	26,5	1120	3264	960942	960947	375,-	960952	960957	425,-	960962	960967	375,-	960972	960977	425,-
5x 780lm	33,2	1400	4080	960943	960948	425,-	960953	960958	475,-	960963	960968	425,-	960973	960978	475,-

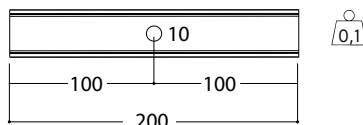
Protut family members:





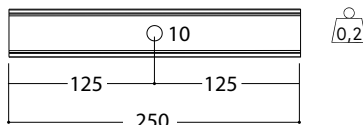
Protut Module M10 230V

	230V	€
M10 Module 230V	960780	40,-
+ Cover profile / m	960007 / 960008	40,-
+ Mounting spring	960055	4,-
+ Fall protection	960065	25,-



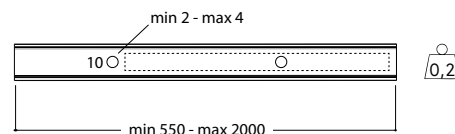
Protut Module M10 350mA mains dimm

	350mA	€
M10 Module 1x 350mA mains dimm	960880	80,-
+ Cover profile / m	960007 / 960008	40,-
+ Mounting spring	960055	4,-
+ Fall protection	960065	25,-



Protut Module M10 350mA dali

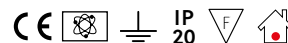
	350mA DALI	€
2x M10 Module 350mA dali	960981	170,-
3x M10 Module 350mA dali	960982	200,-
4x M10 Module 350mA dali	960983	210,-
+ Cover profile / m	960007 / 960008	40,-
+ Mounting spring	960055	4,-
+ Fall protection	960065	25,-



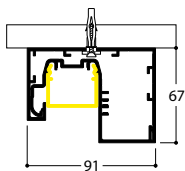
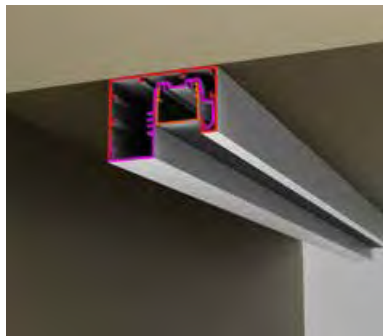
i Positioning of M10 modules to be determined by customer

i All distances between led modules are always minimum dimensions

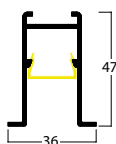
CASAMBI
ON DEMAND




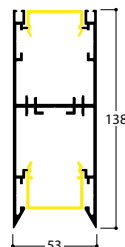
Oscar



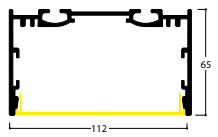
Taglio



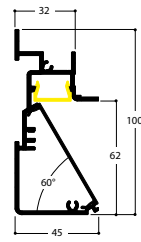
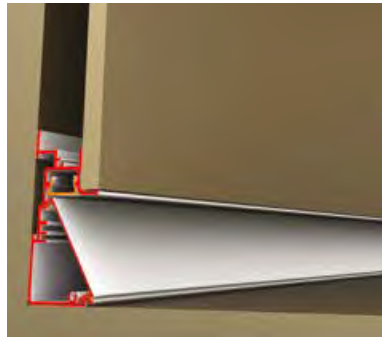
Ludo



Boriti



Ductor



Innovative Solutions

Unlocking Versatility: Navigating 'Configurable', 'Functional', and 'Customizable' Sections

The contents of these new sections offer you the capability to personalize specific elements to accommodate your aesthetics, provide you with the tools to customize fixtures to suit your taste, invites you to explore products that harmoniously integrate multiple functionalities (like a combination of lighting and switches, or lighting and ventilation), or even allow you to design your very own customized product, perfectly tailored to your unique needs and preferences.


Configurable	294	Functional	376	Customizable	400
Mix	296	Lithoss Switches	378	Colours	404
Ringo	304	Orbital	384	Sizes	405
Florette	308	Acoustics	394	Surface finishes	406
King George	314	Sensors	396		
Track Lighting	318				

Configurable

Configurable

Discover the Art of Crafting Your Unique Lighting Experience!


Dive into the world of personalized illumination within our architectural lighting collection. Architects and designers can effortlessly tailor bespoke lighting solutions with just a few clicks, shaping products that harmonize with both their aesthetic preferences and functional needs. Unleash your creativity, transform your vision into reality, and shape your architectural designs with lighting that resonates uniquely with your imagination!




P.300
FLORETTE




P.314
KING GEORGE



P.296
MIX 6 ROUND



P.304
RINGO



P.318
TRACK LIGHTING

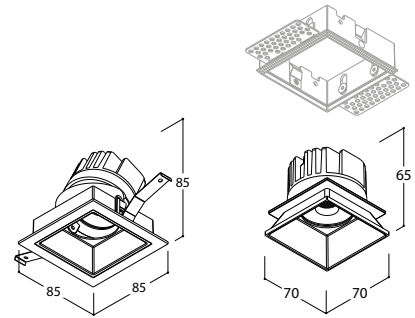
CONFIGURE YOUR MIX





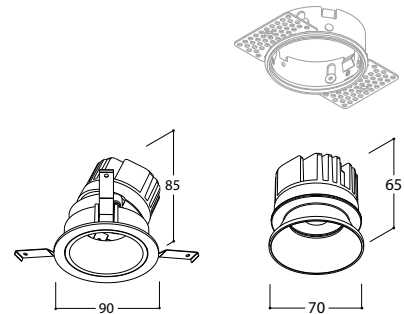
Configurable

Mix



Square Frame Flex

Square Trimless Fix



Round Frame Flex

Round Trimless Fix

M	X	0	DIGIT 1	DIGIT 2	DIGIT 3	DIGIT 4	DIGIT 5	€	
			6W						
			MODEL	BEAM ANGLE	COLOUR TEMP LED	FOCUS COLOUR	FRONT COLOUR		
			1: Round	N: 15°	1: Halosphere 1800-3000K	1: Matt White	6: Textured Black	111,-	
			2: Round Flex	T: 24°	2: 2700K	2: Matt Black	7: Textured White		
			3: Trimless Round	M: 36°	3: 3000K	3: Matt Gold	0: Trimless		
			4: Trimless Round Flex	W: 60°	4: 4000K	4: Black Chrome			
			5: Square						
			6: Square Flex						
			7: Trimless Square						
			8: Trimless Square Flex						
			+ See Mix-configurator for plaster frames and concrete boxes						
			+ Honeycomb				MX100090	10,-	
			+ Opal Disc				MX100091	10,-	

Examples of article numbers for the MIX 6 range

MX03W110 = MIX-T 6W Trimless Round 60° Halosphere Matt White Focus



MIX CONFIGURATOR

Visit our website and compose your Mix
www.mixconfigurator.be

CONFIGURATION IN 7 STEPS

- ① Model: Round or Square
- ② Trimless or Non Trimless
- ③ Fix or Flex
- ④ Beam Angle: 15° 24° 36° 60°
- ⑤ Colour Temperature
- ⑥ Focus Color
- ⑦ TrimColor

Configurable

Mix 6w

Mix 6W with Trim or Trimless - Square - Round - Fix or Flex

CITIZEN - 6,5W - 350mA DC - (18,5Vf)

790 lumen 2700K CRI90
 822 lumen 3000K CRI90
 835 lumen 4000K CRI90
 dimmability: PWM/CCR
 beam 15° - 24° - 36° - 60°

76 mm

76 x76mm

Installation depth 90 mm (concrete 105 mm) Flex
 Installation depth 70 mm (concrete 85 mm) Fix

30° only for flex models

HALOSPHERE - 5,95W - 350mA DC - (17Vf)

336lumen 1800 3000K CRI 90
 dimmability: CCR
 beam 15° - 24° - 36° - 60°

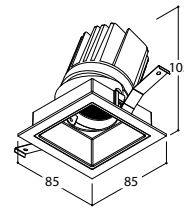
359° only for round flex models

CASAMBI
 ON DEMAND

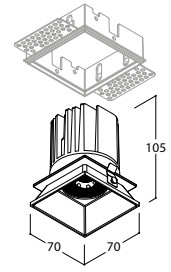
Converter matrix,
 see back flap

Mix family members:

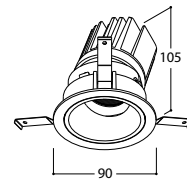




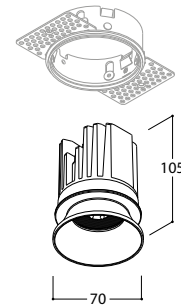
Square Frame Flex



Square Trimless Fix



Round Frame Flex



Round Trimless Fix

M	X	1	DIGIT 1	DIGIT 2	DIGIT 3	DIGIT 4	DIGIT 5	€	
			13W MODEL	BEAM ANGLE	COLOUR TEMP LED	FOCUS COLOUR	FRONT COLOUR		
			1: Round	N: 15°	1: Halosphere 1800-3000K	1: Matt White	6: Textured Black	136,-	
			2: Round Flex	T: 24°	2: 2700K	2: Matt Black	7: Textured White		
			3: Trimless Round	M: 36°	3: 3000K	3: Matt Gold	0: Trimless		
			4: Trimless Round Flex	W: 60°	4: 4000K	4: Black Chrome			
			5: Square						
			6: Square Flex						
			7: Trimless Square						
			8: Trimless Square Flex						
								€	
			+ See Mix-configurator for plaster frames and concrete boxes						
			+ Honeycomb				MX100090	10,-	
			+ Opal Disc				MX100091	10,-	

Examples of article numbers for the MIX 13 range

MX13W110 = MIX-T 13W Trimless Round 60° Halosphere Matt White Focus



MIX CONFIGURATOR

Visit our website and compose your Mix
www.mixconfigurator.be

CONFIGURATION IN 8 STEPS

- ① Model: Round or Square
- ② Trimless or Non Trimless
- ③ Fix or Flex
- ④ Beam Angle: 15° 24° 36° 60°
- ⑤ Colour Temperature
- ⑥ Focus Color
- ⑦ TrimColor
- ⑧ IP20 or IP54

Configurable

Mix 13w

Mix 13W with Trim or Trimless - Square - Round - Fix or Flex

CITIZEN - 13,5W - 350MA DC - (38,6 VF)

1444 lumen 2700K CRI90
 1506 lumen 3000K CRI90
 1556 lumen 4000K CRI90
 dimmability: PWM/CCR
 beam 15° - 24° - 36° - 60°

76 mm

76 x76mm

Installation depth 110 mm (concrete 125 mm) Flex
Installation depth 110 mm (concrete 125 mm) Fix

30° only for flex models

HALOSPHERE - 11,8W - 350MA DC - (33,8VF)

1265 lumen 1800K 3000K CRI90
 dimmability: CCR
 beam 15° - 36° - 60°

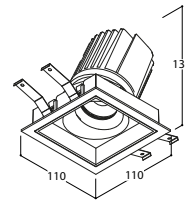
359° only for round flex models

CASAMBI
ON DEMAND

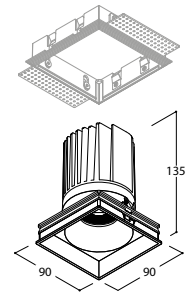
Converter matrix,
see back flap

Mix family members:

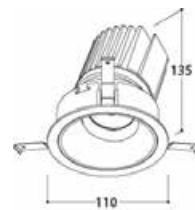




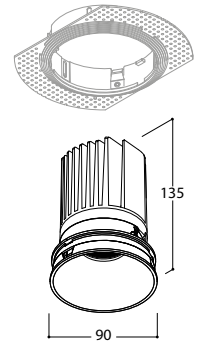
Square Frame Flex



Square Trimless Fix



Round Frame Flex



Round Trimless Fix

M	X	2	DIGIT 1	DIGIT 2	DIGIT 3	DIGIT 4	DIGIT 5	€	
		26W	MODEL	BEAM ANGLE	COLOUR TEMPLED	FOCUS COLOUR	FRONT COLOUR		
			1: Round	N: 15°		1: Matt White	6: Textured Black	186,-	
			2: Round Flex	M: 36°	2: 2700K	2: Matt Black	7: Textured White		
			3: Trimless Round	W: 50°	3: 3000K	3: Matt Gold	0: Trimless		
			4: Trimless Round Flex		4: 4000K	4: Black Chrome			
			5: Square						
			6: Square Flex						
			7: Trimless Square						
			8: Trimless Square Flex						
								€	
			+ See Mix-configurator for plaster frames and concrete boxes						
			+ Honeycomb				MX200090	10,-	
			+ Opal Disc				MX200091	10,-	

Examples of article numbers for the MIX 26 range

MX28M210 = MIX-T 26W Trimless Square Flex 36° 2700K Matt White Focus



MIX CONFIGURATOR

Visit our website and compose your Mix
www.mixconfigurator.be

CONFIGURATION IN 7 STEPS

- ① Model: Round or Square
- ② Trimless or Non Trimless
- ③ Fix or Flex
- ④ Beam Angle: 15° 36° 50°
- ⑤ Colour Temperature
- ⑥ Focus Color
- ⑦ TrimColor


Configurable


Mix 26w

Mix 26W with Trim or Trimless - Square - Round - Fix or Flex


CITIZEN - 24,5W - 700MA DC - (35,1 VF)


3190 lumen 2700K CRI90
3318 lumen 3000K CRI90
3368 lumen 4000K CRI90
dimmability: PWM/CCR
beam 15° - 36° - 50°

 100 mm

 100 x 100mm

Installation depth 140 mm (concrete 140 mm) Flex
Installation depth 140 mm (concrete 140 mm) Fix

 30° only for flex models

 359° only for round flex models

CASAMBI
ON DEMAND

Converter matrix,
see back flap

Mix family members:



CONFIGURE YOUR RINGO



Ringo



Configurable

Ringo

Ringo

Visit our website and
compose your own Ringo
www.ringoconfigurator.be



Choose between three different dimensions, starting from 835, 1185 or 1535mm. The left side and right side size are configured separately to give you more possibilities.

**Choose your finish
in textured white,
textured black
or brushed anodics.**
(only in 835)

Ledlines in 2700K,
3000K, 4000K.

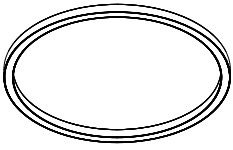
Mounting: surface mounted or
suspended.

An absolute Must-have
with its many options in colours,
sizes and accessories.

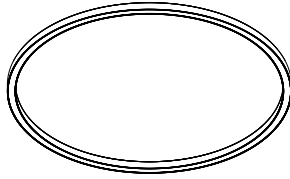
text. white
text. black
brush. gold
brush. titanium
brush. bronze



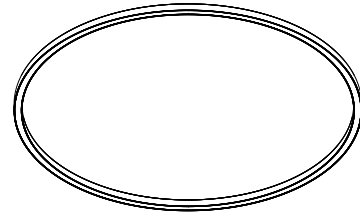
Step 1: Choose Ringo size & Color



835mm

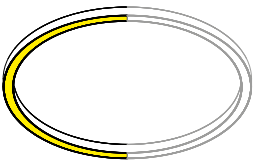


1185mm

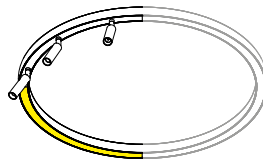


1535mm

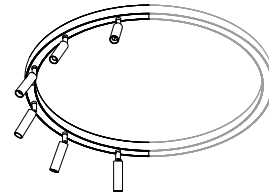
Step 2 & 3: Choose left & right



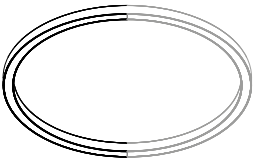
Type A
180° ledline



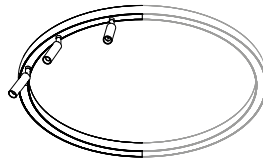
Type B
90° ledline + 90° 3xM10



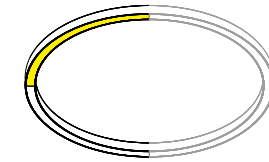
Type C
180° 6xM10



Type D
180° empty

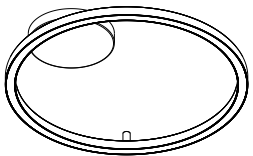


Type E
90° empty + 90° 3xM10

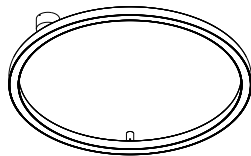


Type F
90° empty + 90° ledline

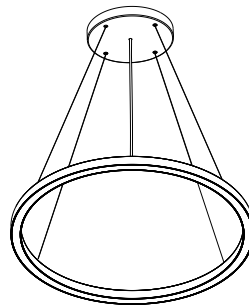
Step 4: Choose Ringo mounting type



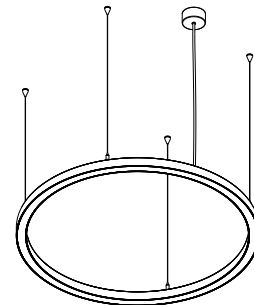
Surface Mounted
230V



Surface Mounted
24V / 350mA



Suspension
230V



Suspension
24V / 350mA

Step 5-6-7: Choose additional circuit, accessories & connection

CONFIGURE YOUR FLORETTE



Florette



Configurable

Florette

Florette

NEW

Introducing the Florette—

an innovative pendant that captures the various transformative phases of a flower's life, a collaborative creation with local designer Frederik Degreve. The adjustable slats, capable of six different positions, dynamically emulate the evolving stages of a tulip's growth.

Through precise alignment, these slats produce an enchanting and ambient light display, mirroring the natural changes in a flower's appearance across seasons and life cycles. The Florette's design places a strong emphasis on sustainability and contributing to a circular economy. Engineered for durability and offering endless personalization possibilities, it encourages reinvention, reshaping, and reuse.

This guiding philosophy has affectionately earned the Florette her nickname, 'the flower that lasts a lifetime.'



Florette materials



Felt (Black & Gray)

Gold Translucent Plexiglass (Other Colors On Request)

Aluminum Gold Ano

Powder coated Alu (Textured Black or White)

White Primered Mdf (To Be Painted On Site)

Other finishes on demand. **See next pages for inspiration.**



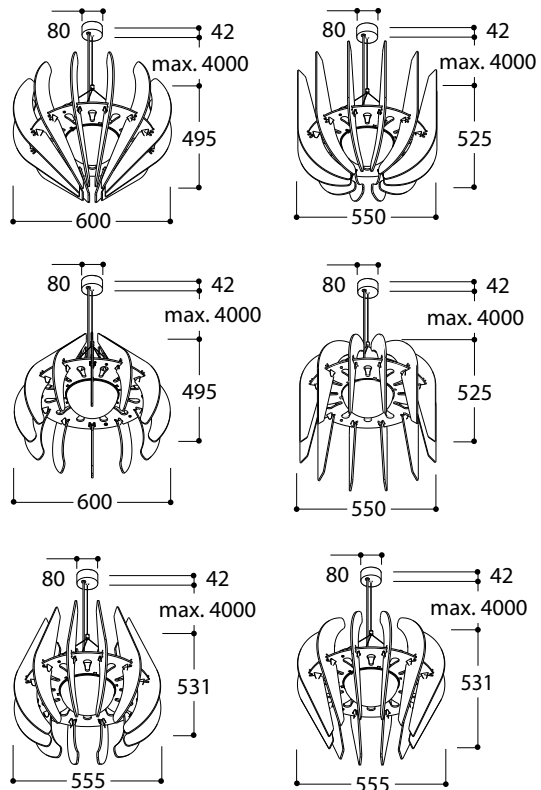
Florette Up/Down

LILY - 2X10W - 230V AC
2X1200 lumen 2700K CRI90
dimmability: mains dim RC

Base	MAINS	€	DALI	€
text. white	FL00001	1250,-	FL00011	1736,-
text. black	FL00002	1250,-	FL00012	1736,-
+ Set of 12 slats				
text. black	FL00126			550,-
text. white	FL00147			550,-
felt black	FL00102			232,-
gold PMMA	FL00103			652,-
primer MDF	FL00140			260,-
gold ano	FL00113			1559,-

Other felt colors are possible and on demand

DALI / CASAMBI
ON DEMAND



Configurable

Florette

Florette By. Delph (Créatrice de matières)



By. Delph.

At the Design Nation fair in Kortrijk, TAL and By Delph joined forces to create a custom finish for the slats of the Florette, applying chalk paint to enhance their aesthetic appeal. This partnership combined TAL's innovative product design with By Delph's expertise in chalk paint application, resulting in a striking visual presentation. Each slat was meticulously treated to accentuate the natural beauty of the wood, reflecting the artisanal craftsmanship of both collaborators. The collaborative effort showcased at the fair demonstrated how the fusion of traditional techniques with modern design sensibilities can yield exceptional results.

Florette Inspiration



Resin



MDF base to paint



Structured Polycarbonate



Wood Veneer



Leather



Felt Multiple Colors



Felt Multiple Colors



Plexiglass

Configurable

Florette

CONFIGURE YOUR KING GEORGE



King George



Configurable

King George

King George

Visit our website
and configure
your own.

www.king-george.be



Choose your amount of arms
in textured white or textured black.
Then choose your lamps for down-
light and uplight.

Choose your finish.

text. white

text. black

gold ano

chrome

Cu29

Led colors

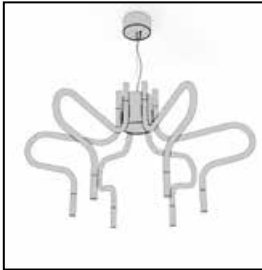
Lower lamp colors 2700K and 3000K.
Upper lamp colors 2700K, 3000K,
amber, blue, red and green.

In addition to its functional quality,
a chandelier must also have a decorative
function and this is very much true for
KING GEORGE. A modern or pimped
KING GEORGE will add a royal touch to
both modern and more classic interiors.

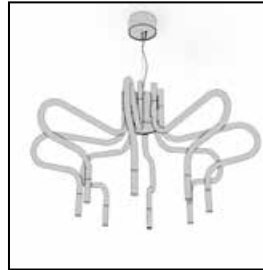


King George

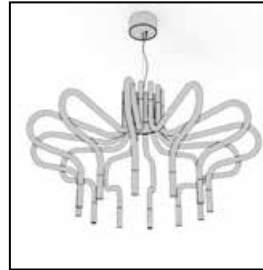
Step 1: Choose frame + color



6 arms




8 arms




12 arms


Step 2: Choose upper lamps + LED color + dimmability



blind




puck




tube


Step 3: Choose lower lamps + LED color + dimmability



blind



puck



tube


Step 4: Choose number of circuits



CONFIGURE YOUR TRACK



Track



Configurable

track

48V TRACKS

Overview ST1 - ST3 -ST5	323
Surface Mounted - Suspended ST1	324
Recessed Trimless ST3	328
Recessed Trimless ST5	350
Technical	358

48V TRACK LIGHTING

Nobel Elbow Single 48V	333	Nobel Elbow ST5 48V	352
Nobel Elbow Double 48V	333	Funnel Elbow ST5 48V	353
Nobel Pi 48V	335	Funnel Elbow 150 ST5 48V	353
Funnel Suspension 48V	335	Microscoop ST5 48V	355
Funnel Elbow 48V	337	Berrier Cone Junior ST5 48V	355
Microscoop Single 48V	339		
Microscoop Double 48V	339		
Berrier Junior 48V	341		
Berrier Cone Junior 48V	341		
Linear Led Module Flush UGR	343		
Linear Led Module UGR	345		
Linear Led Module Opal	346		

Configurable

track



Overview **ST1 - ST3**

Overview **ST5**

ST1

ST3

ST5

ST5



- SURFACE MOUNTED
- SUSPENDED



- TRIMLESS WITH INSTALLATION BRACKETS



- TRIMLESS WITH WOOD SUPPORTS



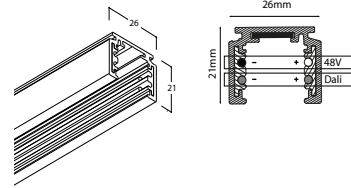
- TRIMLESS WITH SUSPENSION SET

Configurable

track

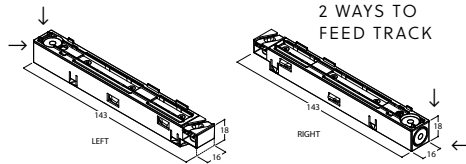
Track 48V ST1 Surface or Suspended

housing	1000MM	€	2000MM	€	3000MM	€
white	TR4147	85,-	TR4247	160,-	TR4347	235,-
black	TR4126	85,-	TR4226	160,-	TR4326	235,-
gold ano	TR4113	115,-	TR4213	218,-	TR4313	320,-
titanium ano	TR4114	115,-	TR4214	218,-	TR4314	320,-
bronze ano	TR4115	115,-	TR4215	218,-	TR4315	320,-



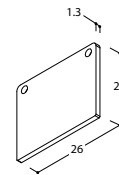
Live End

housing	LEFT	RIGHT	€
white	TR4757	TR4747	40,-
black	TR4736	TR4726	40,-



Endcap

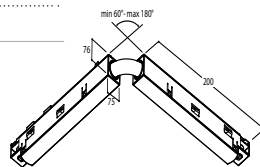
housing	€
white	TR4547 13,-
black	TR4526 13,-



Flexible Coupler

housing	€
white	TR4748 133,-
black	TR4727 133,-

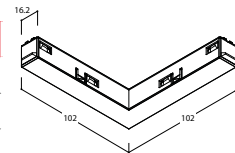
+ power feed possibility



Corner Coupler

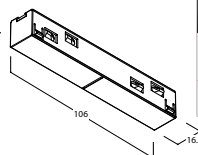
housing	€
white	TR4647 80,-
black	TR4626 80,-

+ 90° corners of tracks to be cut on site
+ power feed possibility



Straight Electrical Coupler

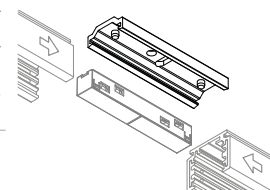
housing	€
white	TR4847 26,-
black	TR4826 26,-



Mechanical Coupler

housing	€
white	TR4947 20,-
black	TR4926 20,-

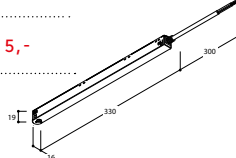
+ to join tracks in combination with straight electrical coupler
+ only for suspended tracks



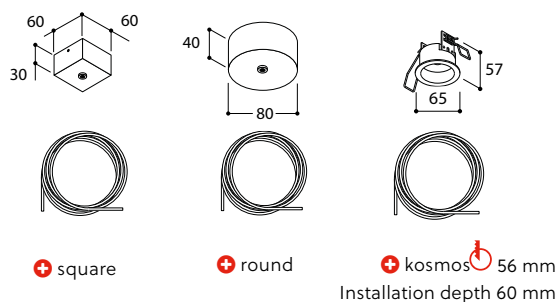
Converter In-Track 48V 100W

housing		€	
white	40069	100,-	dali through wiring
black	40068	100,-	
+ Aesthetic cover 150mm	white TR6852	5,-	
+ Aesthetic cover 150mm	black TR6832	5,-	

see technical details on page 358



Base + Cable 2P / 4P



housing 2P		white	black	€
2250MM	square	TR691050	TR691039	57,-
	round	TR691049	TR691038	67,-
	kosmos	TR691048	TR691037	83,-
4000MM	square	TR691150	TR691139	67,-
	round	TR691149	TR691138	82,-
	kosmos	TR691148	TR691137	95,-
6000MM	square	TR691250	TR691239	84,-
	round	TR691249	TR691238	96,-
	kosmos	TR691248	TR691237	111,-

housing 4P		white	black	€
2250MM	square	TR691053	TR691042	98,-
	round	TR691052	TR691041	112,-
	kosmos	TR691051	TR691040	125,-
4000MM	square	TR691153	TR691142	140,-
	round	TR691152	TR691141	152,-
	kosmos	TR691151	TR691140	166,-
6000MM	square	TR691253	TR691242	186,-
	round	TR691252	TR691241	199,-
	kosmos	TR691251	TR691240	214,-

Aesthetic Cover

housing	white	black	€
1,5 M	TR6850	TR6829	49,-
3 M	TR6851	TR6830	95,-

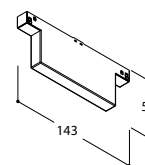
+ Accessory to cover open spaces in the track



Casambi DALI gate

CASAMBI

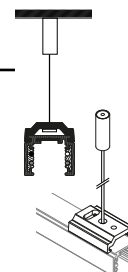
housing	white	black	€
	TR4749		575,-
		TR4728	575,-



Pendant Clip + Steel Wire

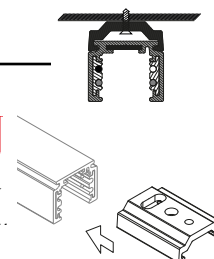
housing	white	black	€
2250MM	TR4004	TR4001	44,-
4000MM	TR4005	TR4002	45,-
6000MM	TR4006	TR4003	47,-

+ #clips / m track = rounded length of track in m + 1

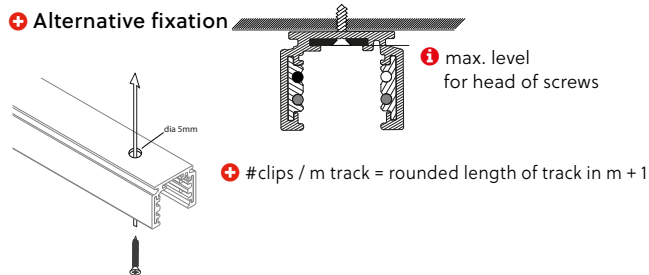


Ceiling Fixation Clip


housing	white	black	€
	TR4447		11,-
		TR4426	11,-



+ Alternative fixation





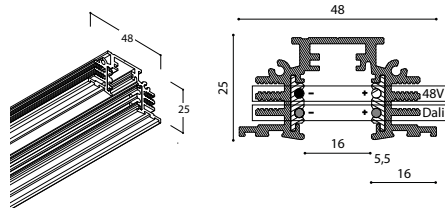


Configurable

track ST1

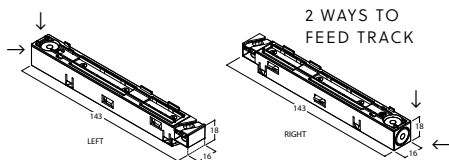
Track 48V ST3 Trimless

housing	1000MM	€	2000MM	€	3000MM	€
white	TR5147	107,-	TR5247	207,-	TR5347	316,-
black	TR5126	107,-	TR5226	207,-	TR5326	316,-



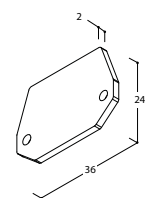
Live End

housing	LEFT	RIGHT	€
white	TR4757	TR4747	40,-
black	TR4736	TR4726	40,-



Endcap

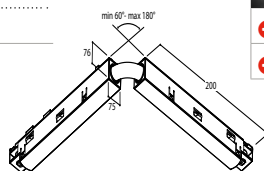
housing	€
white	TR5547 10,-
black	TR5526 10,-



Flexible Coupler

housing	€
white	TR4748 133,-
black	TR4727 133,-

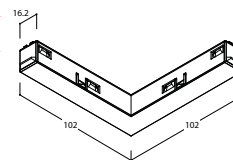
+ power feed possibility



Corner Coupler

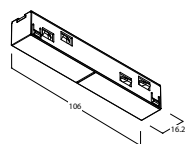
housing	€
white	TR4647 80,-
black	TR4626 80,-

+ 90° corners of tracks to be cut on site
+ power feed possibility



Straight Electrical Coupler

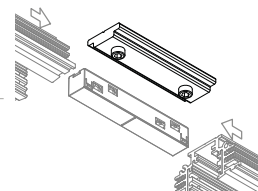
housing	€
white	TR4847 26,-
black	TR4826 26,-



Mechanical Coupler

housing	€
white	TR5947 11,-
black	TR5926 11,-

+ to join tracks in combination with straight electrical coupler

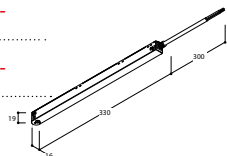


Converter In-Track 48V 100W

housing		€
white	40069	100,-
black	40068	100,-
+ Aesthetic cover 150mm	white TR6852	5,-
+ Aesthetic cover 150mm	black TR6832	5,-

i dali through wiring

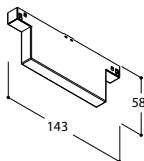
i see technical details on page 358



Casambi DALI gate



housing		€
white	TR4749	575,-
black	TR4728	575,-




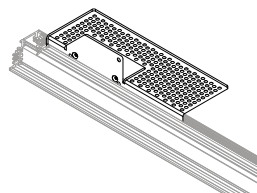
Aesthetic Cover

housing	white	black	€
1,5 M	TR6850	TR6829	49,-
3 M	TR6851	TR6830	95,-


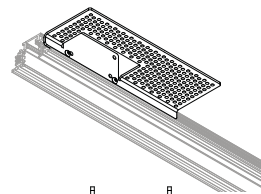
+ Accessory to cover open spaces in the track



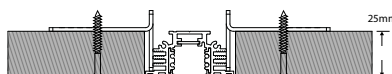
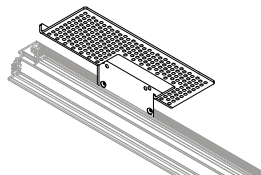
+ Installation in ceiling thickness of 12,5mm




+ Installation in ceiling thickness of 15mm



+ Installation in ceiling thickness of 25mm

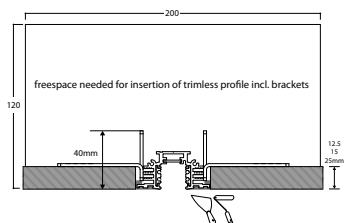


Installation Bracket - set of 2 pcs



		€
Galvanised steel	TR5426	34,-

+ #brackets / m track
= rounded length of track in m + 1



Configurable


track ST3





Configurable

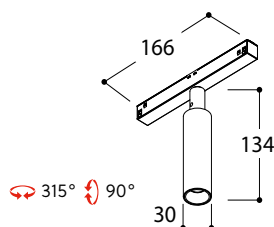
track ST3





Nobel Elbow Single 48V

LUXEON M - 6,12W
 400 lumen 2700K CRI90
 429 lumen 3000K CRI90
 beam 36°



housing	focus	2700K	3000K	€
text. white	text. white	459647	459657	223,-
text. black	text. black	459626	459636	223,-
text. black	gold ano	459696	459686	228,-
brush. gold	text. black	459603	459613	270,-
brush. titanium	text. black	459604	459614	270,-
brush. bronze	text. black	459605	459615	270,-

housing	focus	2700K DALI	3000K DALI	€
text. white	text. white	459646	459656	249,-
text. black	text. black	459625	459635	249,-
text. black	gold ano	459695	459685	255,-
brush. gold	text. black	459663	459673	300,-
brush. titanium	text. black	459664	459674	300,-
brush. bronze	text. black	459665	459675	300,-

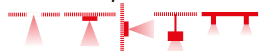
+ See page 324/328 for 48V tracks

fits in ST1 and ST3 tracks

Halosphere (dim 3000K-1800K) on demand
 4000K on demand

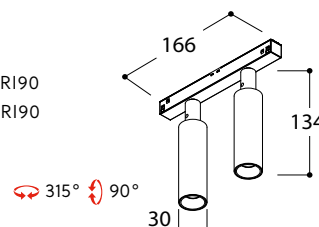


Nobel family members:



Nobel Elbow Double 48V

LUXEON M - (2X) 6,12W
 2x 400 lumen 2700K CRI90
 2x 429 lumen 3000K CRI90
 beam 36°



housing	focus	2700K	3000K	€
text. white	text. white	459645	459655	338,-
text. black	text. black	459624	459634	338,-
text. black	gold ano	459694	459684	347,-

housing	focus	2700K DALI	3000K DALI	€
text. white	text. white	459644	459654	363,-
text. black	text. black	459623	459633	363,-
text. black	gold ano	459693	459683	373,-

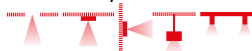
+ See page 324/328 for 48V tracks

fits in ST1 and ST3 tracks

Halosphere (dim 3000K-1800K) on demand
 4000K on demand



Nobel family members:



Configurable

track ST1/3

scan for specsheet - price







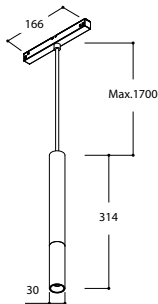
ST1/3

Configurable

track ST1/3

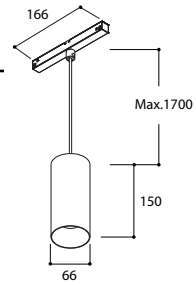
Nobel Pi 48V

LUXEON M - 6,12W
 400 lumen 2700K CRI90
 429 lumen 3000K CRI90
 beam 36°



Funnel Suspension 48V

LUXEON M -10,97W
 755 lumen 2700K CRI90
 810 lumen 3000K CRI90
 beam 36°



housing	focus	2700K	3000K	€
text. white	text. white	418334	418308	262,-
text. black	text. black	418302	418316	262,-
text. black	gold ano	418396	418386	267,-
text. white	text. black	418394	418387	262,-

housing	focus	2700K	3000K	€
text. white	text. white	484973	484974	281,-
text. black	text. black	484971	484972	281,-

housing	focus	2700K DALI	3000K DALI	€
text. white	text. white	418333	418307	287,-
text. black	text. black	418301	418315	287,-
text. black	gold ano	418395	418385	293,-
text. white	text. black	418393	418485	287,-

housing	focus	2700K DALI	3000K DALI	€
text. white	text. white	484983	484984	309,-
text. black	text. black	484981	484982	309,-

+ See page 324/328 for 48V tracks

+ See page 324/328 for 48V tracks

❗ Fits in ST1, ST3 and ST5 tracks

❗ Fits in ST1, ST3 and ST5 tracks

- ❗ Other color configurations possible
- ❗ Halosphere (dim 3000K-1800K) on demand
- ❗ 4000K on demand

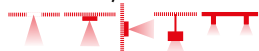
CASAMBI
ON DEMAND

- ❗ Other color configurations possible
- ❗ Halosphere (dim 3000K-1800K) on demand
- ❗ 4000K on demand

CASAMBI
ON DEMAND

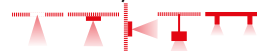
Converter matrix, see back flap         

Nobel family members:



Converter matrix, see back flap         

Funnel family members:



scan for
specsheet - price



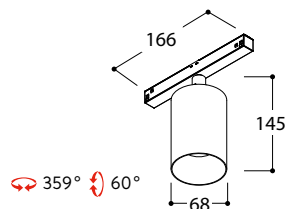




Funnel Elbow 48V

LUXEON M -10,97W

755 lumen 2700K CRI90
810 lumen 3000K CRI90
beam 36°



housing	focus	2700K	3000K	€
text. white	text. white	484947	484957	262,-
text. black	text. black	484926	484936	262,-

housing	focus	2700K DALI	3000K DALI	€
text. white	text. white	484946	484956	288,-
text. black	text. black	484925	484935	288,-

+ See page 324/328 for 48V tracks

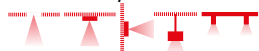
fits in ST1 and ST3 tracks

- Halosphere (dim 3000K-1800K) on demand
- 4000K on demand

CASAMBI ON DEMAND



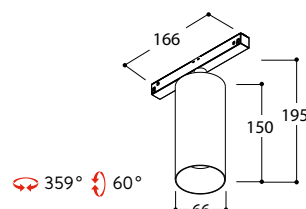
Funnel family members:



Funnel Elbow 150 48V

LUXEON M -10,97W

755 lumen 2700K CRI90
810 lumen 3000K CRI90
beam 36°



housing	focus	2700K	3000K	€
text. white	text. white	484987	484997	262,-
text. black	text. black	484966	484976	262,-
brush. gold	text. black	484903	484993	315,-
brush. titanium	text. black	484904	484994	315,-
brush. bronze	text. black	484905	484995	315,-

housing	focus	2700K DALI	3000K DALI	€
text. white	text. white	484986	484996	288,-
text. black	text. black	484965	484975	288,-
brush. gold	text. black	484803	484893	345,-
brush. titanium	text. black	484804	484894	345,-
brush. bronze	text. black	484805	484895	345,-

+ See page 324/328 for 48V tracks

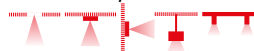
fits in ST1 and ST3 tracks

- Other color configurations possible
- Halosphere (dim 3000K-1800K) on demand
- 4000K on demand

CASAMBI ON DEMAND



Funnel family members:



Configurable

track ST1/3

scan for specsheet - price

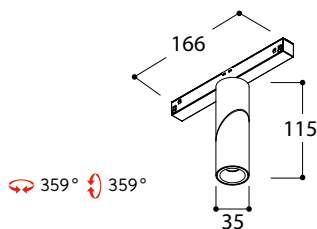






Microscoop Single 48V

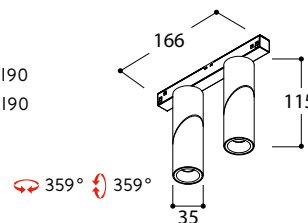
LUXEON M - 6,12W
 400 lumen 2700K CRI90
 429 lumen 3000K CRI90
 beam 36°



housing	focus	2700K	3000K	€
text. white	text. white	407347	407357	264,-
text. black	text. black	407326	407336	264,-
text. black	gold ano	407396	407386	271,-
text. white	text. black	407391	407381	264,-

Microscoop Double 48V

LUXEON M (2X) - 6,12W
 2x 400 lumen 2700K CRI90
 2x 429 lumen 3000K CRI90
 beam 36°



housing	focus	2700K	3000K	€
text. white	text. white	407345	407355	420,-
text. black	text. black	407324	407334	420,-
text. black	gold ano	407394	407384	431,-
text. white	text. black	407389	407379	420,-

housing	focus	2700K DALI	3000K DALI	€
text. white	text. white	407346	407356	290,-
text. black	text. black	407325	407335	290,-
text. black	gold ano	407395	407385	295,-
text. white	text. black	407390	407380	290,-

➕ See page 324/328 for 48V tracks

housing	focus	2700K DALI	3000K DALI	€
text. white	text. white	407344	407354	446,-
text. black	text. black	407323	407333	446,-
text. black	gold ano	407393	407383	456,-
text. white	text. black	407388	407378	446,-

➕ See page 324/328 for 48V tracks

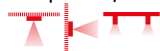
📍 Fits in ST1 and ST3 tracks

- 📍 Other color configurations possible
- 📍 Halosphere (dim 3000K-1800K) on demand
- 📍 4000K on demand

CASAMBI
ON DEMAND

Converter matrix, see back flap         

Scoop family members:



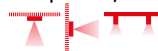
📍 Fits in ST1 and ST3 tracks

- 📍 Other color configurations possible
- 📍 Halosphere (dim 3000K-1800K) on demand
- 📍 4000K on demand

CASAMBI
ON DEMAND

Converter matrix, see back flap         

Scoop family members:



Configurable

track ST1/3

scan for
specsheet - price



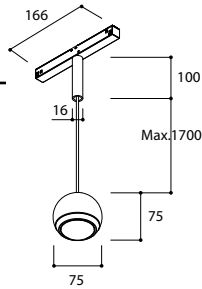




ST1/3/5

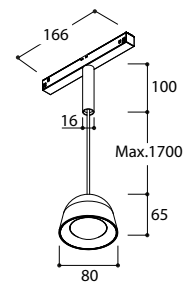
Berrier Junior 48V

LUXEON M - 6,12W
 400 lumen 2700K CRI90
 429 lumen 3000K CRI90
 beam 60°



Berrier Cone Junior 48V

LUXEON M - 6,12W
 400 lumen 2700K CRI90
 429 lumen 3000K CRI90
 beam 60°



housing	ring	2700K	3000K	€
text. white	text. white	487334	487324	301,-
text. black	text. black	487302	487312	301,-
text. black	gold ano	487396	487386	306,-
text. white	text. black	487352	487362	301,-

housing	ring	2700K	3000K	€
text. white	text. white	450334	450324	341,-
text. black	text. black	450302	450312	341,-
text. black	gold ano	450396	450386	345,-
text. white	text. black	450352	450362	341,-

housing	focus	2700K DALI	3000K DALI	€
text. white	text. white	487333	487323	327,-
text. black	text. black	487301	487311	327,-
text. black	gold ano	487395	487385	333,-
text. white	text. black	487372	487384	327,-

housing	focus	2700K DALI	3000K DALI	€
text. white	text. white	450394	450384	366,-
text. black	text. black	450322	450332	366,-
text. black	gold ano	450356	450366	372,-
text. white	text. black	450372	450382	366,-

+ See page 324/328/350 for 48V tracks

+ See page 324/328/350 for 48V tracks

❗ Fits in ST1, ST3 and ST5 tracks

❗ Fits in ST1, ST3 and ST5 tracks

- ❗ Other color configurations possible
- ❗ Halosphere (dim 3000K-1800K) on demand
- ❗ 4000K on demand

CASAMBI
ON DEMAND

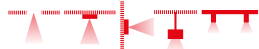
- ❗ Other color configurations possible
- ❗ Halosphere (dim 3000K-1800K) on demand
- ❗ 4000K on demand

CASAMBI
ON DEMAND

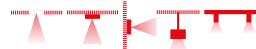
Converter matrix, see back flap          

Converter matrix, see back flap          

Berrier family members:



Berrier family members:



Configurable

track ST1/3/5

scan for
specsheet - price



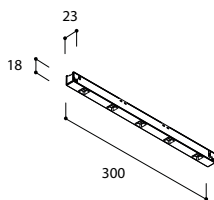


- ❶ Low UGR
- ❶ Module Slim
fits flush in ST1 and ST3



Linear Led Module Flush L300 <19 Ugr

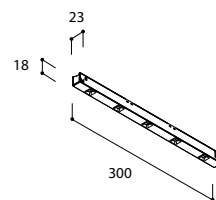
LED ARRAY 4,9W - 48V
 494 lumen 2700K CRI92
 494 lumen 3000K CRI92
 494 lumen 4000K CRI92
 beam 66°



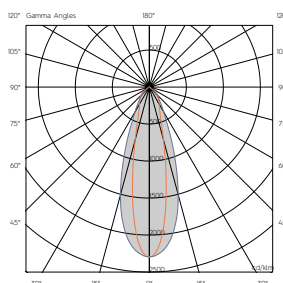
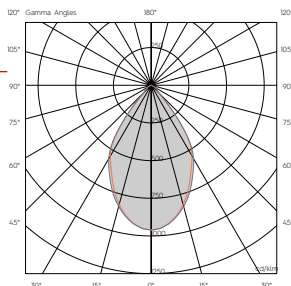
housing	2700K DALI	3000K DALI	4000K DALI	€
text. white	446959	446957	446958	278,-
text. black	446905	446903	446904	278,-

Linear Led Module Flush L300 <19 Ugr ELLIPTICAL 26x42°

LED ARRAY 4,9W - 48V
 494 lumen 2700K CRI92
 494 lumen 3000K CRI92
 494 lumen 4000K CRI92
 beam elliptical 26x42°



housing	2700K DALI	3000K DALI	4000K DALI	€
text. white	446956	446954	446955	258,-
text. black	446902	446900	446901	258,-



i Fits in ST1 and ST3 tracks

i Fits in ST1 and ST3 tracks

CASAMBI
ON DEMAND

CASAMBI
ON DEMAND

Converter matrix, see back flap

Linear Led family members:



Converter matrix, see back flap

Linear Led family members:




scan for
specsheet - price



Configurable

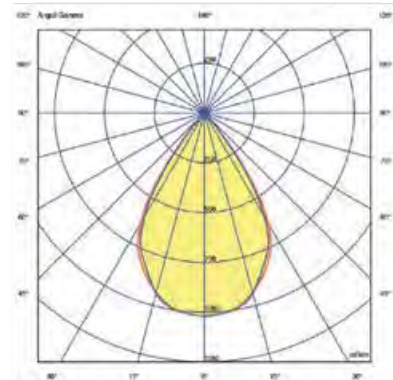
track ST1/3



i Low UGR

UGR
S = 0.250

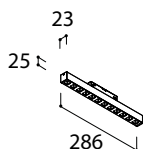
RoomDimensions	Viewed	Crosswise				Viewed	Endwise		
x=2H y=2H	17.2	17.8	17.4	18.0	18.2	18.5	17.6	17.2	
x=2H y=3H	17.0	17.6	17.3	17.9	18.1	18.8	17.4	17.1	
x=2H y=4H	17.0	17.5	17.3	17.8	18.1	16.7	17.3	17.0	
x=2H y=6H	16.9	17.4	17.2	17.7	18.0	16.6	17.2	17.0	
x=2H y=8H	16.9	17.4	17.2	17.6	17.9	16.6	17.1	16.9	
x=2H y=12H	16.8	17.3	17.2	17.6	17.9	16.6	17.0	16.9	
x=4H y=2H	17.0	17.5	17.5	17.8	18.1	16.7	17.3	17.0	
x=4H y=3H	16.8	17.3	17.2	17.6	17.9	16.6	17.0	16.9	
x=4H y=4H	16.8	17.2	17.1	17.5	17.8	16.5	16.9	16.9	
x=4H y=6H	16.7	17.0	17.1	17.4	17.8	16.4	16.8	16.8	
x=4H y=8H	16.6	16.9	17.1	17.3	17.7	16.4	16.7	16.8	
x=4H y=12H	16.6	16.9	17.0	17.3	17.7	16.3	16.6	16.8	
x=8H y=4H	16.6	16.9	17.1	17.3	17.7	16.4	16.7	16.8	
x=8H y=6H	16.5	16.8	17.0	17.2	17.6	16.3	16.5	16.7	
x=8H y=8H	16.5	16.7	17.0	17.1	17.6	16.2	16.4	16.7	
x=8H y=12H	16.5	16.6	16.9	17.1	17.6	16.2	16.4	16.7	
x=12H y=4H	16.6	16.9	17.0	17.3	17.7	16.3	16.6	16.8	
x=12H y=6H	16.5	16.7	17.0	17.1	17.6	16.2	16.4	16.7	
x=12H y=8H	16.5	16.6	16.9	17.1	17.6	16.2	16.4	16.7	



Linear LED L286 <19 Ugr

SMD LED 5,6W

502 lumen 2700K CRI90
511 lumen 3000K CRI90
547 lumen 4000K CRI90



i Fits in ST1, ST3 and ST5 tracks

housing	2700K	3000	4000K	€
text. white	446765	446763	446764	268,-
text. black	446711	446709	446710	268,-

housing	2700K DALI	3000K DALI	4000K DALI	€
text. white	446759	446757	446758	326,-
text. black	446705	446703	446704	326,-

+ See page 324/328/350 for 48V tracks

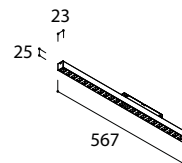
CASAMBI
ON DEMAND



Linear LED L567 <19 Ugr

SMD LED 10,2W

1003 lumen 2700K CRI90
1021 lumen 3000K CRI90
1093 lumen 4000K CRI90



i Fits in ST1, ST3 and ST5 tracks

housing	2700K	3000	4000K	€
text. white	446777	446775	446776	429,-
text. black	446723	446721	446722	429,-

housing	2700K DALI	3000K DALI	4000K DALI	€
text. white	446771	446769	446770	495,-
text. black	446717	446715	446716	495,-

+ See page 324/328/350 for 48V tracks

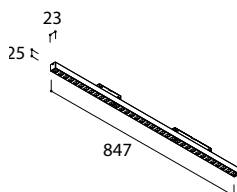
CASAMBI
ON DEMAND



Linear LED L847 <19 Ugr

SMD LED 15,2W

1505 lumen 2700K CRI90
1532 lumen 3000K CRI90
1640 lumen 4000K CRI90



i Fits in ST1, ST3 and ST5 tracks

housing	2700K	3000	4000K	€
text. white	446789	446787	446788	542,-
text. black	446735	446733	446734	542,-

housing	2700K DALI	3000K DALI	4000K DALI	€
text. white	446783	446781	446782	609,-
text. black	446729	446727	446728	609,-

+ See page 324/328/350 for 48V tracks

CASAMBI
ON DEMAND



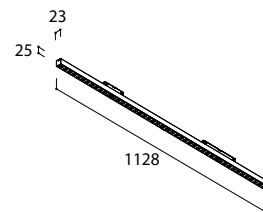
Linear Led family members:



Linear LED L1128 <19 Ugr

SMD LED 18,2W

1806 lumen 2700K CRI90
1838 lumen 3000K CRI90
1968 lumen 4000K CRI90



i Fits in ST1, ST3 and ST5 tracks

housing	2700K	3000	4000K	€
text. white	446801	446799	446800	646,-
text. black	446747	446745	446746	646,-

housing	2700K DALI	3000K DALI	4000K DALI	€
text. white	446795	446793	446794	713,-
text. black	446741	446739	446740	713,-

+ See page 324/328/350 for 48V tracks

CASAMBI
ON DEMAND



Linear Led family members:



Configurable

track ST1/3/5

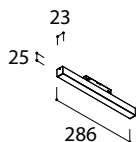
scan for
specs sheet - price



Linear LED L286 Opal

SMD LED 6W

481 lumen 2700K CRI90
490 lumen 3000K CRI90
525 lumen 4000K CRI90



i Fits in ST1, ST3 and ST5 tracks

housing	2700K	3000	4000K	€
text. white	446762	446760	446761	218,-
text. black	446708	446706	446707	218,-

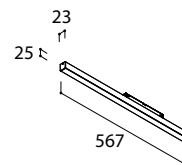
housing	2700K DALI	3000K DALI	4000K DALI	€
text. white	446756	446754	446755	280,-
text. black	446702	446700	446701	280,-

+ See page 324/328/350 for 48V tracks

Linear LED L567 Opal

SMD LED 11,9W

987 lumen 2700K CRI90
1005 lumen 3000K CRI90
1078 lumen 4000K CRI90



i Fits in ST1, ST3 and ST5 tracks

housing	2700K	3000	4000K	€
text. white	446774	446772	446773	306,-
text. black	446720	446718	446719	306,-

housing	2700K DALI	3000K DALI	4000K DALI	€
text. white	446768	446766	446767	368,-
text. black	446714	446712	446713	368,-

+ See page 324/328/350 for 48V tracks

CASAMBI
ON DEMAND



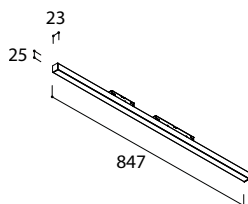
CASAMBI
ON DEMAND



Linear LED L847 Opal

SMD LED 17,8W

1481 lumen 2700K CRI90
1508 lumen 3000K CRI90
1615 lumen 4000K CRI90



i Fits in ST1, ST3 and ST5 tracks

housing	2700K	3000	4000K	€
text. white	446786	446784	446785	364,-
text. black	446732	446730	446731	364,-

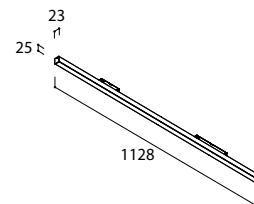
housing	2700K DALI	3000K DALI	4000K DALI	€
text. white	446780	446778	446779	426,-
text. black	446726	446724	446725	426,-

+ See page 324/328/350 for 48V tracks

Linear LED L1128 Opal

SMD LED 23,8W

1976 lumen 2700K CRI90
2011 lumen 3000K CRI90
2153 lumen 4000K CRI90



i Fits in ST1, ST3 and ST5 tracks

housing	2700K	3000	4000K	€
text. white	446798	446796	446797	416,-
text. black	446744	446742	446743	416,-

housing	2700K DALI	3000K DALI	4000K DALI	€
text. white	446792	446790	446791	477,-
text. black	446738	446736	446737	477,-

+ See page 324/328/350 for 48V tracks

CASAMBI
ON DEMAND



Linear Led family members:



CASAMBI
ON DEMAND



Linear Led family members:





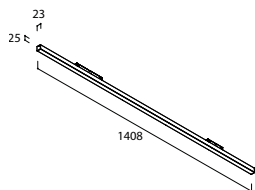
Configurable

track ST1/3/5

Linear LED L1408 Opal

SMD LED 29,8W

- 2470 lumen 2700K CRI90
- 2514 lumen 3000K CRI90
- 2692 lumen 4000K CRI90



i Fits in ST1, ST3 and ST5 tracks

housing	2700K	3000	4000K	€
text. white	446807	446805	446806	469,-
text. black	446753	446751	446752	469,-

housing	2700K DALI	3000K DALI	4000K DALI	€
text. white	446804	446802	446803	530,-
text. black	446750	446748	446749	530,-

+ See page 324/328/350 for 48V tracks

CASAMBI
ON DEMAND

Converter matrix, see back flap

Linear Led family members:



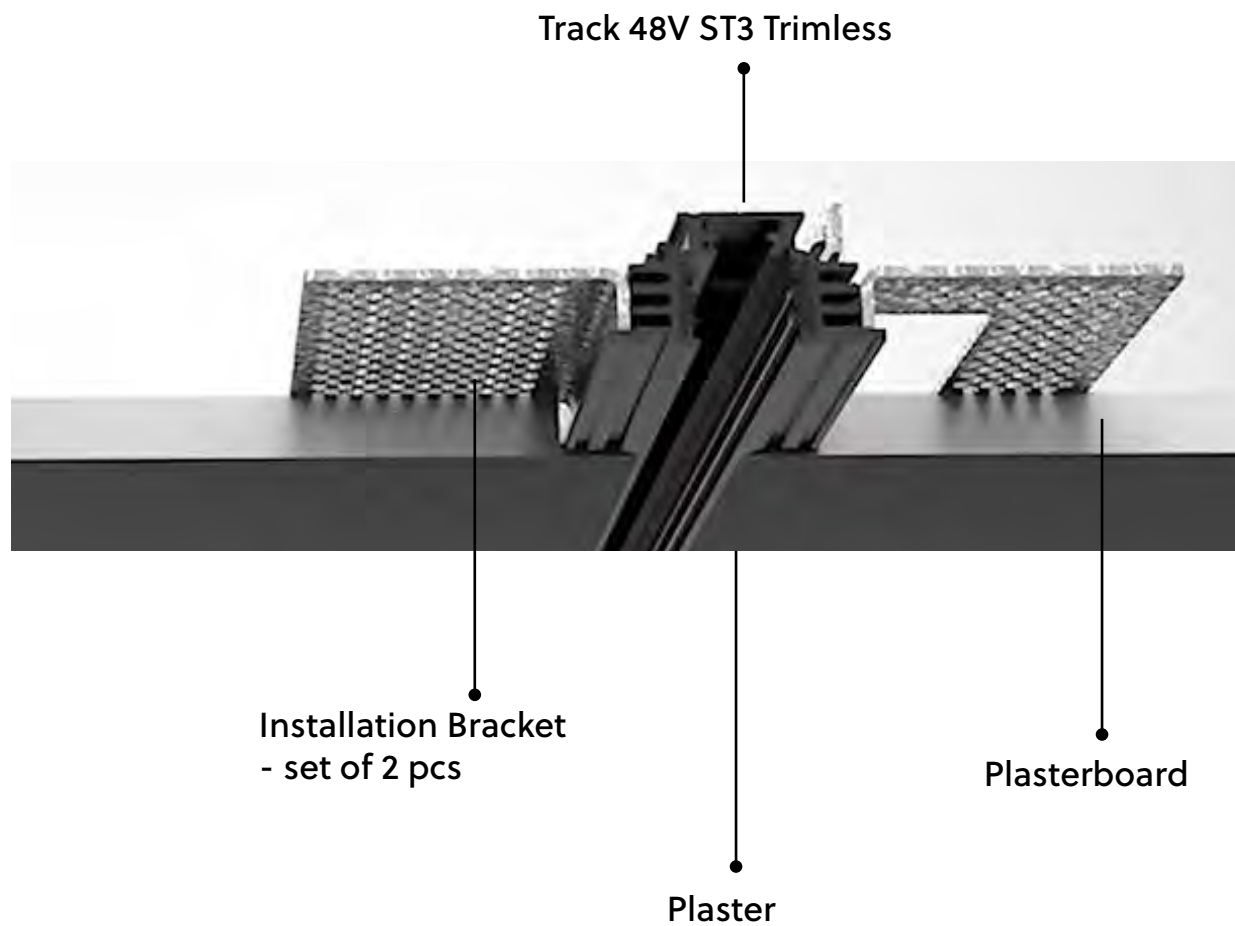
scan for
specsheet - price





RECESSED FIXING METHOD :

with installation brackets

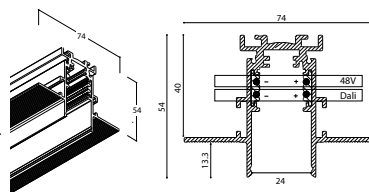


Configurable

track ST1/3

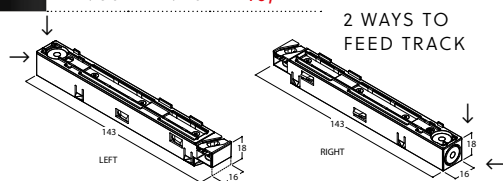
Track 48V ST5 Trimless

housing	1000MM	€	2000MM	€	3000MM	€
white	TR6147	121,-	TR6247	243,-	TR6347	358,-
black	TR6126	121,-	TR6226	243,-	TR6326	358,-



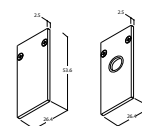
Live End

housing	LEFT	RIGHT	€
white	TR4757	TR4747	40,-
black	TR4736	TR4726	40,-



Endcap

housing	STANDARD	€	WITH POWER SUPPLY	€
white	TR6547	14,-	TR6548	18,-
black	TR6526	14,-	TR6527	18,-

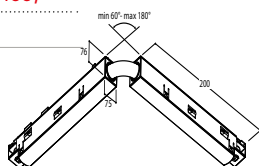


Flexible Coupler

housing	€
white	TR4748 133,-
black	TR4727 133,-

+ power feed possibility

i compatible with mechanical Corner for feeding through.

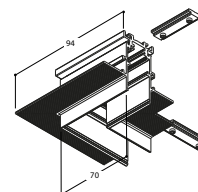


Mechanical Corner

housing	€
white	TR6447 114,-
black	TR6426 114,-

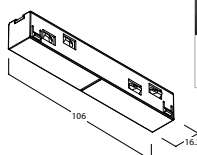
+ To be used with an electrical flex corner

i NOT compatible with Corner Coupler for feeding through.



Straight Electrical Coupler

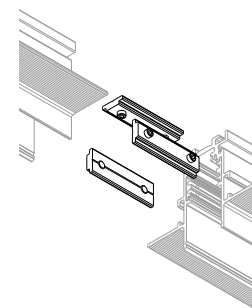
housing	€
white	TR4847 26,-
black	TR4826 26,-



Mechanical Coupler

housing	€
white	TR6947 30,-
black	TR6926 30,-

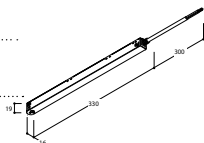
+ to join tracks in combination with straight electrical coupler



Converter In-Track 48V 100W

housing		€
white	40069	100,-
black	40068	100,-
+ Aesthetic cover 150mm	white TR6852	5,-
+ Aesthetic cover 150mm	black TR6832	5,-

i dali through wiring



i see technical details on page 358

Aesthetic Cover

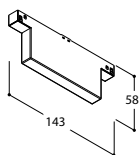
housing	white	black	€
1,5 M	TR6847	TR6826	49,-
3 M	TR6849	TR6828	95,-
+ Accessory to cover open spaces in the track			



Casambi DALI gate



housing		€
white	TR4749	575,-
black	TR4728	575,-



Screw Template

housing		€
	TR6001	17,-
+ Template for mounting to hold track in place whilst screwing, 1 per track		



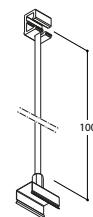
Plaster Installation Guard

housing		€
1 M	TR6101	14,-
2 M	TR6201	18,-
3 M	TR6301	22,-



Rod Set

		€
	TR6002	18,-
+ 2 rod sets per meter, @center distance 500mm, to be cut on site		



Configurable

track ST5

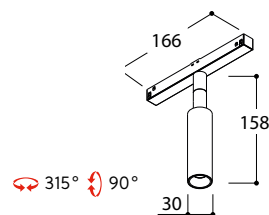
ST5

NEW

Nobel Elbow Track ST5 48V

LUXEON M - 6,12W

400 lumen 2700K CRI90
429 lumen 3000K CRI90
beam 36°



housing	focus	2700K	3000K	€
text. white	text. white	459747	459757	247,-
text. black	text. black	459726	459736	247,-
text. black	gold ano	459796	459786	254,-

housing	focus	2700K DALI	3000K DALI	€
text. white	text. white	459746	459756	274,-
text. black	text. black	459725	459735	274,-
text. black	gold ano	459795	459785	279,-

+ See page 350 for 48V tracks

i Fits in ST5 tracks

i Other color configurations possible

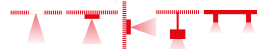
i Halosphere (dim 3000K-1800K) on demand

i 4000K on demand

CASAMBI
ON DEMAND




Nobel family members:



scan for
specsheet - price



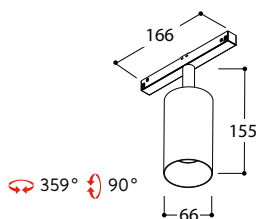


Configurable

track ST5

Funnel Elbow Track ST5 48V

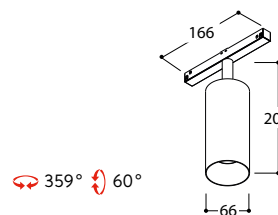
LUXEON M - 10,97W
 755 lumen 2700K CRI90
 810 lumen 3000K CRI90
 beam 36°



housing	focus	2700K	3000K	€
text. white	text. white	483947	483957	286,-
text. black	text. black	483926	483936	286,-

Funnel Elbow 150 Track ST5 48V

LUXEON M - 10,97W
 755 lumen 2700K CRI90
 810 lumen 3000K CRI90
 beam 36°



housing	focus	2700K	3000K	€
text. white	text. white	483987	483997	286,-
text. black	text. black	483966	483976	286,-

housing	focus	2700K DALI	3000K DALI	€
text. white	text. white	483946	483956	313,-
text. black	text. black	483925	483935	313,-

+ See page 350 for 48V tracks

housing	focus	2700K DALI	3000K DALI	€
text. white	text. white	483986	483996	313,-
text. black	text. black	483965	483975	313,-

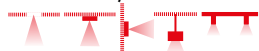
+ See page 350 for 48V tracks

i Fits in ST5 tracks

- i** Halosphere (dim 3000K-1800K) on demand
- i** 4000K on demand



Funnel family members:

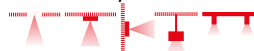


i Fits in ST5 tracks

- i** Other color configurations possible
- i** Halosphere (dim 3000K-1800K) on demand
- i** 4000K on demand



Funnel family members:





scan for
specsheet - price



scan for
specsheet - price

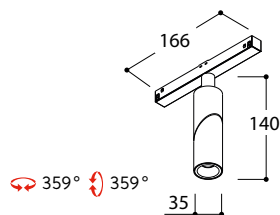






Microscoop Track ST5 48V

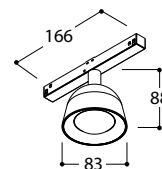
LUXEON M - 6,12W
 400 lumen 2700K CRI90
 429 lumen 3000K CRI90
 beam 36°



housing	focus	2700K	3000K	€
text. white	text. white	407547	407557	288,-
text. black	text. black	407526	407536	288,-
text. black	gold ano	407596	407586	294,-
text. white	text. black	407591	407581	288,-

Berrier Cone Junior Track ST5 48V

LUXEON M - 6,12W
 400 lumen 2700K CRI90
 429 lumen 3000K CRI90
 beam 60°



housing	ring	2700K	3000K	€
text. white	text. white	450734	450724	279,-
text. black	text. black	450702	450712	279,-
text. black	gold ano	450796	450786	295,-
text. white	text. black	450752	450762	279,-

housing	focus	2700K DALI	3000K DALI	€
text. white	text. white	407546	407556	314,-
text. black	text. black	407525	407535	314,-
text. black	gold ano	407595	407585	319,-
text. white	text. black	407590	407580	314,-

+ See page 350 for 48V tracks

housing	focus	2700K DALI	3000K DALI	€
text. white	text. white	450794	450784	305,-
text. black	text. black	450722	450732	305,-
text. black	gold ano	450756	450766	321,-
text. white	text. black	450772	450782	305,-

+ See page 350 for 48V tracks

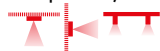
❗ Fits in ST5 tracks

- ❗ Other color configurations possible
- ❗ Halosphere (dim 3000K-1800K) on demand
- ❗ 4000K on demand

CASAMBI
ON DEMAND

Converter matrix, see back flap

Scoop family members:



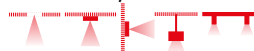
❗ Fits in ST5 tracks

- ❗ Other color configurations possible
- ❗ Halosphere (dim 3000K-1800K) on demand
- ❗ 4000K on demand

CASAMBI
ON DEMAND

Converter matrix, see back flap

Berrier family members:



Configurable

track ST5

scan for
specs sheet - price




scan for
specs sheet - price



TRIMLESS FIXING METHOD 1:

with **supports**.


Plasterboard is very close to concrete ceiling.



TRIMLESS FIXING METHOD 2:

with **suspension set**.

Plasterboard is further away from concrete ceiling.



How to compose ST5

REQUEST CUSTOMER

TRIMLESS 48V TRACK L SHAPE

BLACK

SPOT LIGHT

UGR SOLUTION

PC SOLUTION

DIMMABLE ON CASAMBI

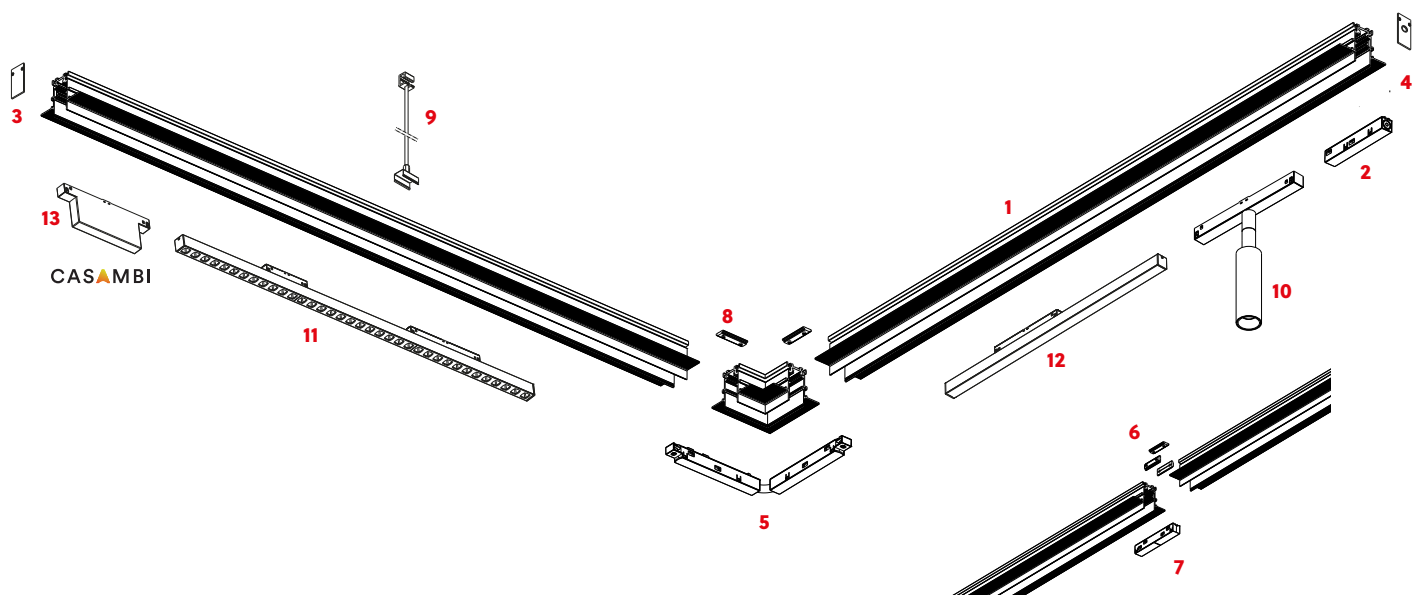
INSTALLED IN PLASTER BOARD

TAL

Orderform

N°	REF	DESCRIPTION	PCS/M
1	TR6126	TRACK 48V TRIMLESS ST5 1000MM	2
2	TR4726	LIVE END RIGHT	1
3	TR6526	ENDCAP	1
4	TR6527	ENDCAP WITH HOLE	1
5	TR4727	FLEXIBLE COUPLER	1
6	TR6926	MECHANICAL COUPLER	0
7	TR4826	STRAIGHT ELECTRICAL COUPLER	0
8	TR6426	MECHANICAL CORNER	1
9	TR6002	OPTIONAL ROD SET	4
10	459735	NOBEL ELBOW ST5 DALI	1
11	446727	LEDLINE UGR L847 DALI (FLUSH WITH CEILING)	1
12	446712	LEDLINE OPAL L567 DALI (FLUSH WITH CEILING)	1
13	TR4749	CASAMBI DALI GATE 8CHANNEL	1

Drawing



Configurable

track ST5

Converters

48V IP20	NOT DIMMABLE INDOOR	STRAIN RELIEF	SIZE: L*B*H (mm)	EFFICIENCY	CLASS	INPUT VOLTAGE (V)	OUTPUT VOLTAGE (V)	Think small single 6,12W	Think small double 12,24W	Haloled single 10,97W	art.	€
70W	Ledconverter	YES	210*60*36	91%	1	220 - 240	48	11	5	6	40067	67,-
150W	Ledconverter DINRAIL	NO	105*90*59	90%	2	85 - 264	48	24	12	13	40049	94,-
100W	Ledconverter IN-TRACK (Dali trough wire) black	NO	298*16*19	90%	2	176-264	48	16	8	9	40068	100,-
100W	Ledconverter IN-TRACK (Dali trough wire) white	NO	298*16*19	90%	2	176-264	48	16	8	9	40069	100,-

I nominal (mA):	-	-	-
V nominal (V):	48	48	48
P nominal (W):	3,82	7,64	7,84

Converter 70W

40067	€	67,-
-------	---	------

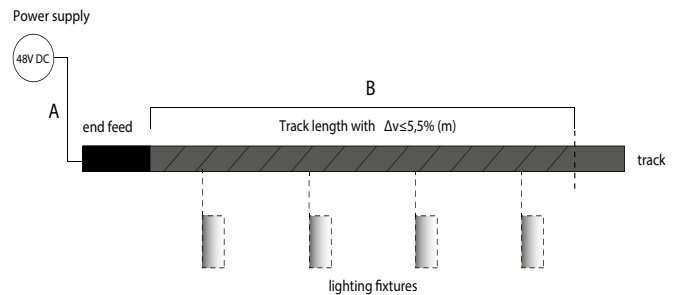
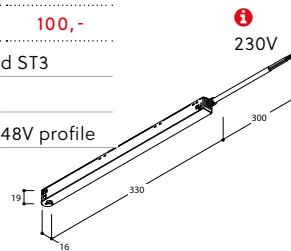
Converter dinrail 150W

40049	€	94,-
-------	---	------

Converter In-Track 48V 100W

housing		€
white	40069	100,-
black	40068	100,-

- + In-Track fits flush in ST1 and ST3
- + dali through wiring
- + for connection in the track48V profile



+ TAL Track 48V drop voltage table

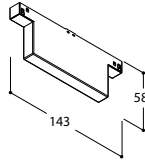
POWER SUPPLY (W)	A DISTANCE POWER SUPPLY/FEED UNIT (2 X 1,5MM ²)			
	5m	10m	20m	30m
	B TRACK LENGTH WITH ΔV ≤ 5,5% (M)			
	(m)	(m)	(m)	(m)
60	50	50	50	50
100	50	50	40	25
150	50	40	20	n/a
200	40	30	n/a	n/a
250	35	20	n/a	n/a



i Information refers to a load equivalent to the power supplied and equally distributed on the relevant length in the table.

DALI gate

housing		€
white	TR4749	575,-
black	TR4728	575,-





DALI GATE Casambi has been designed and developed to control lamps with DALI drivers using the Casambi app, installed on mobile devices.

Suitable for installation on ST1/ST3/ST5 - 48V track.

Up to 64 lamps (control gear) can be programmed, assigning them to up to 8 groups. It must be the only DALI master on the bus (MONO MASTER BUS)

COMPATIBLE WITH WIRELESS LITHOSS CASAMBI SWITCHES AND DIMMERS.



scan for LITHOSS CASAMBI



Configurable

track

230V TRACK

Overview 3F

362

230V TRACK LIGHTING

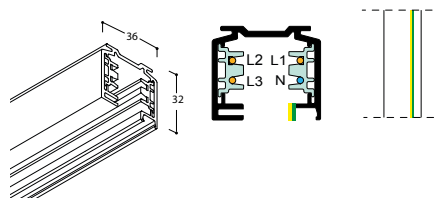
Berrier 230V	367
Berrier Suspension 230V	367
Funnel Elbow 230V	368
Mini Scoop Deimos 230V	369
Sigma Nxt 17° 230V	371
Sigma Nxt 24° 230V	371
Sigma Nxt 40° 230V	371
Twist Track 230V	373
Clever Track 230V	375

Configurable

track

Track 3F Surface or Suspended

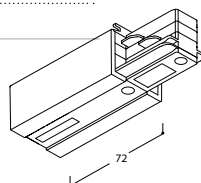
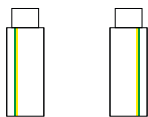
housing	1000MM	€	2000MM	€	3000MM	€
white	TR0147	54,-	TR0247	91,-	TR0347	135,-
black	TR0126	54,-	TR0226	91,-	TR0326	135,-



Live End

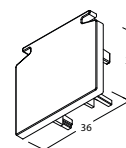
housing	EARTH LEFT	EARTH RIGHT	€
white	TR0647	TR0747	22,-
black	TR0626	TR0726	22,-

+ power feed possibility



Endcap

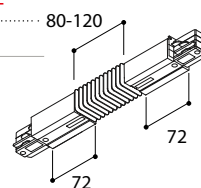
housing	€
white	TR0547 5,-
black	TR0526 5,-



Flexible Coupler

housing	€
white	TR1847 72,-
black	TR1826 72,-

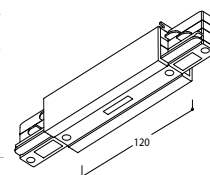
+ power feed possibility



I Coupler

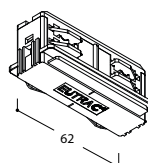
housing	€
white	TR0947 49,-
black	TR0926 49,-

+ power feed possibility



Straight Electrical Coupler

housing	€
white	TR0847 16,-
black	TR0826 16,-

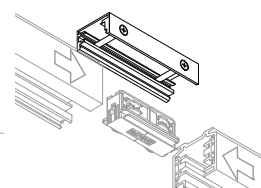


Mechanical Coupler

housing	€
white	TR1747 18,-
black	TR1726 18,-

+ to join tracks in combination with straight electrical coupler

+ only for suspended tracks



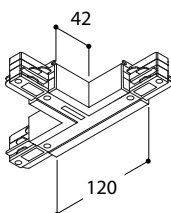
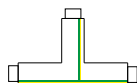
+ Eutrac adapter compatibility:

ERCO, Zumtobel, Ivela, Global, Concorde, ASS, ALIVE, Hoffmeister, Power Gear, Stucchi

T Coupler - Earth outside

housing	LEFT	RIGHT	€
white	TR2247	TR2147	75,-
black	TR2226	TR2126	75,-

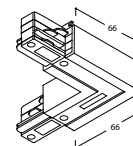
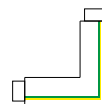
+ power feed possibility



L Coupler - Earth outside

housing	€
white	TR1147 49,-
black	TR1126 49,-

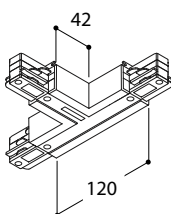
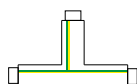
+ power feed possibility



T Coupler - Earth inside

housing	LEFT	RIGHT	€
white	TR2047	TR1947	75,-
black	TR2026	TR1926	75,-

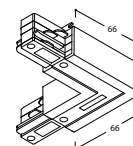
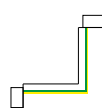
+ power feed possibility



L Coupler - Earth inside

housing	€
white	TR1047 49,-
black	TR1026 49,-

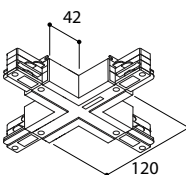
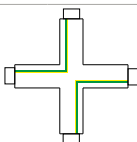
+ power feed possibility



X Coupler

housing	€
white	TR2347 107,-
black	TR2326 107,-

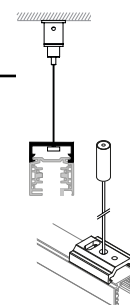
+ power feed possibility



Pendant Clip + Steel Wire

housing	white	black	€
1,5 M	TR1304	TR1301	39,-
3 M	TR1305	TR1302	40,-
6,2 M	TR1306	TR1303	49,-

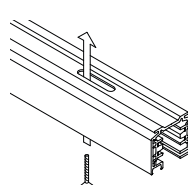
+ #clips / m track = rounded length of track in m + 1



Ceiling Fixation Clip

housing	€
white	TR1247 12,-
black	TR1226 12,-

+ Alternative fixation

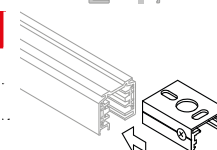
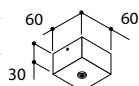


i max. level for head of screws

+ #clips / m track = rounded length of track in m + 1

Base + Cable 5P

housing	white	black	€
1,5 M	TR1447	TR1426	59,-
3 M	TR1547	TR1526	66,-
6,2 M	TR1647	TR1626	106,-



+ Eutrac adapter compatibility:

ERCO, Zumtobel, Ivela, Global, Concorde, ASS, ALIVE, Hoffmeister, Power Gear, Stucchi



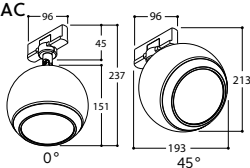




Berrier 230V

PREVALED - 12,7W - 230V 50-60HZ AC

1365 lumen 2700K CRI90
 dimmability: mains dim LC
 beam 60°



↻ 359° ↻ 45°

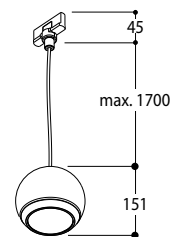
housing	focus	2700K	€
text. white	text. white	494447	466,-
text. black	text. black	494426	466,-
text. black	gold ano	494496	487,-
text. black	chrome	494419	491,-
text. white	chrome	494420	491,-
Cu29	Cu29	494450	545,-
text. black	Cu29	494456	500,-
Cu29	text. black	494457	519,-
text. white	text. black	494494	466,-
text. black	text. white	494495	466,-

+ See page 362 for 3F tracks

Berrier Suspension 230V

PREVALED - 12,7W - 230V 50-60HZ AC

1365 lumen 2700K CRI90
 dimmability: mains dim LC
 beam 60°



housing	focus	2700K	€
text. white	text. white	494501	399,-
text. black	text. black	494516	399,-
text. black	gold ano	494596	420,-
text. black	chrome	494519	442,-
text. white	chrome	494520	442,-
Cu29	Cu29	494550	553,-
text. black	Cu29	494556	452,-
Cu29	text. black	494557	496,-

+ See page 362 for 3F tracks

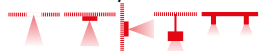
i Fits in 3F track

i Other color configurations possible
 i 3000K on demand

CASAMBI
ON DEMAND



Berrier family members:



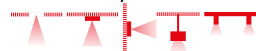
i Fits in 3F track

i Other color configurations possible
 i 3000K on demand

CASAMBI
ON DEMAND



Berrier family members:



Configurable

track 3F

scan for
specsheet - price





Funnel Elbow 230V

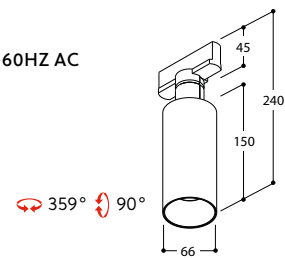
LUXEON M - 7,84W - 230V 50-60HZ AC

755 lumen 2700K CRI90

810 lumen 3000K CRI90

dimmability: mains dim RC

beam 36°



housing	focus	2700K	3000K	€
text. white	text. white	477647	477657	292,-
text. black	text. black	477626	477636	292,-
text. white	gold ano	477682	477692	298,-
text. black	gold ano	477686	477696	298,-
brush. gold	text. black	477603	477613	350,-
brush. titanium	text. black	477604	477614	350,-
brush. bronze	text. black	477605	477615	350,-

+ See page 362 for 3F tracks

i Fits in 3F track

i Other color configurations possible

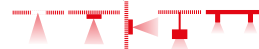
i Halosphere (dim 3000K-1800K) on demand

i 4000K on demand

CASAMBI
ON DEMAND



Funnel family members:



scan for
specsheet - price





3F

Mini Scoop Deimos 230V

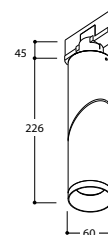
LUXEON M - 7,84W - 230V 50-60HZ AC

755 lumen 2700K CRI90

810 lumen 3000K CRI90

dimmability: mains dim LC

359° 90°



	housing	2700K	3000K	€
9°	text. white	279727	279737	358,-
38°	text. white	279747	279757	358,-
60°	text. white	279767	279777	358,-
9°	text. black	279706	279716	358,-
38°	text. black	279726	279736	358,-
60°	text. black	279746	279756	358,-

+ See page 362 for 3F tracks

i Fits in 3F track

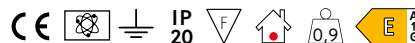
i Other color configurations possible

i Halosphere (dim 3000K-1800K) on demand

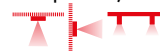
i 4000K on demand

CASAMBI
ON DEMAND

scan for
specsheet - price



Scoop family members:



Configurable

track 3F





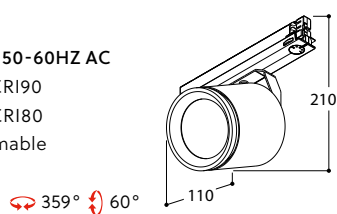
Sigma Nxt 17° - 24° - 40° 230V

PREVALED - 21W - 230V 50-60HZ AC

3000 lumen 3000K CRI90

3000 lumen 4000K CRI80

dimmability: not dimmable



	housing	3000K	4000K	€
17°	text. white	482567	482577	372,-
	text. black	482546	482556	372,-
24°	text. white	482667	482677	372,-
	text. black	482646	482656	372,-
40°	text. white	482867	482877	372,-
	text. black	482846	482856	372,-

+ See page 362 for 3F tracks

i Fits in 3F track

i Honeycomb on demand

DALI / CASAMBI
ON DEMAND



scan for
specsheet - price







Twist Track 230V

C.FLUX - 9W - 230V 50-60HZ AC

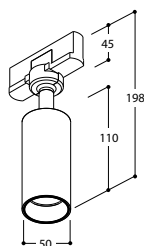
850 lumen 2700K CRI92

893 lumen 3000K CRI92

dimmability: mains dim LC

beam 15° - 36° - 60°

↻ 350° ↻ 90°



	housing	2700K	3000K	€
15°	text. white	292117	292127	135,-
	text. black	292116	292126	135,-
36°	text. white	292137	292147	135,-
	text. black	292136	292146	135,-
60°	text. white	292167	292177	135,-
	text. black	292166	292176	135,-

+ See page 362 for 3F tracks

i Fits in 3F track

i 4000K on demand

CASAMBI
ON DEMAND



Twist family members:




Configurable

track 3F

scan for
specsheet - price



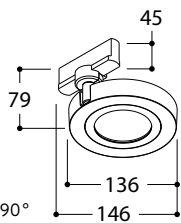






NEW

Clever Track 230V

ADA AC - 10W - 230V 50HZ AC
 900 lumen 2700K CRI90
 960 lumen 3000K CRI90
 dimmability: mains dim RC
 beam 24° - 40° - 60°



↔ 0° to 359° ↕ 0° to 90°

	housing	2700K	3000K	€
24°	text. white	291400	291405	249,-
	text. black	291410	291415	249,-
40°	text. white	291401	291407	249,-
	text. black	291411	291417	249,-
60°	text. white	291403	291409	249,-
	text. black	291413	291419	249,-
	+ Honeycomb 		291090	45,-
	+ Antiglare Ring 	text. black	291099	37,-
+ See page 362 for 3F tracks				

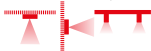
i Fits in 3F track

i 4000K on demand

CASAMBI
ON DEMAND



Clever family members:



Configurable

track 3F

scan for
specsheet - price



Functional


Explore the “Functional” chapter where lighting transcends its traditional role.

Immerse yourself in fixtures that go beyond illumination, offering added functionalities. Discover combinations like lights seamlessly integrated with switches from our sister company Lithoss, providing a blend of aesthetics and control. Dive into the innovative fusion of light and ventilation, light and acoustics, and light paired with advanced sensors. Elevate your spaces with fixtures that not only illuminate but also enhance the functionality of your environment.




P.394

ACOUSTICS



P.378

LITHOSS SWITCHES



P.384

ORBITAL



P.396

SENSORS

Lithoss Switches

In the dynamic landscape of the design industry, TAL and Lithoss, renowned for their high-end designer lighting & switches, have found a common market and target audience. Recognizing the shared potential between our companies, the design studios of TAL and Lithoss have already expertly combined their strengths various times in the past to create a series of stunning products. A notable example is the integration of push buttons with the distinguished Nobel Elbow in our bed lights.

Propelled by the success of these recent partnerships, TAL and Lithoss are committed to continue this trajectory. We firmly believe in the transformative power of synergy. To affirm this commitment, we proudly present the Berrier Junior Swivel — a special edition merging the iconic Berrier luminaire with Lithoss' SELECT wall switches. This collaboration extends to cockpit toggle, push button, or rotary dimmer options, ingeniously mounted using the snap-on magnet principle. The Berrier Junior Swivel effortlessly rotates and tilts, providing an ideal lighting solution for hotel rooms and various hospitality spaces. In alignment with our dedication to innovation, the Berrier Swivel is offered in a variety of finishes, incorporating our latest addition of three anodized colours into our essential product lineup with ease.



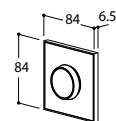
Functional

Lithoss Switches




Mains Dimmer

230V 50-60Hz
dimmer: RLC dimming 20-420VA



i For use with mains dimmable powered converters Installation depth 45 mm

i Fits on standard double electrical accessory box with screws



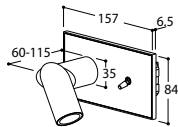
housing	switch	2700K	€
Lithoss RAL 9010	Lithoss RAL 9010	253611	341,-
text. black	text. black	253626	341,-
anodic bronze	anodic bronze	253644	341,-
anodic brown	anodic brown	253645	341,-
text. black	knurl	253696	350,-



Microscop Cockpit 2-way switch

LUXEON M - 3,82W - 350mA
DC - (10,95 Vf)

400 lumen 2700K CRI90
led dimmability: PWM/CCR
beam 36°



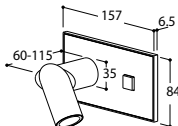
i 350 mA converter mains dimmable 359° 359°
Installation depth 45 mm

housing	switch	2700K	€
Lithoss RAL 9010	Lithoss RAL 9010	253211	366,-
text. black	text. black	253226	366,-
anodic bronze	anodic bronze	253244	366,-
anodic brown	anodic brown	253245	366,-
text. black	knurl	253296	366,-

Microscop 1T 24V-250V push button

LUXEON M - 3,82W - 350mA
DC - (10,95 Vf)

400 lumen 2700K CRI90
led dimmability: PWM/CCR
beam 36°



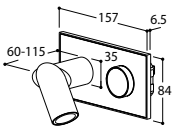
i 350 mA converter mains dimmable 359° 359°
i remote relais or home automation system
Installation depth 40 mm

housing	switch	2700K	€
Lithoss RAL 9010	Lithoss RAL 9010	253011	318,-
text. black	text. black	253026	318,-
anodic bronze	anodic bronze	253044	318,-
anodic brown	anodic brown	253045	318,-
blackgold	brass	253096	343,-

Microscop Mains Dimmer

LUXEON M - 3,82W - 350mA
DC - (10,95 Vf)

400 lumen 2700K CRI90
lamp dimmability: PWM/CCR
dimmer: RLC dimming 20-420VA
beam 36°



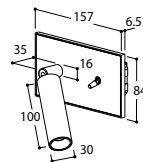
i 350 mA converter mains dimmable 359° 359°
Installation depth 45 mm

housing	switch	2700K	€
Lithoss RAL 9010	Lithoss RAL 9010	253111	582,-
text. black	text. black	253126	582,-
anodic bronze	anodic bronze	253144	582,-
anodic brown	anodic brown	253145	582,-
text. black	knurl	253196	593,-

Nobel Elbow Cockpit 2-way switch

LUXEON M - 3,82W - 350mA
DC - (10,95 Vf)

400 lumen 2700K CRI90
led dimmability: PWM/CCR
beam 36°



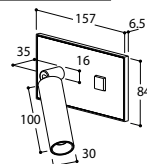
i 350 mA converter mains dimmable 315° 90°
Installation depth 45 mm

housing	switch	2700K	€
Lithoss RAL 9010	Lithoss RAL 9010	253511	306,-
text. black	text. black	253526	306,-
anodic bronze	anodic bronze	253544	306,-
anodic brown	anodic brown	253545	306,-
text. black	knurl	253596	306,-

Nobel Elbow 1T 24V-250V push button

LUXEON M - 3,82W - 350mA
DC - (10,95 Vf)

400 lumen 2700K CRI90
led dimmability: PWM/CCR
beam 36°



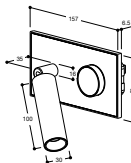
i 350 mA converter mains dimmable 315° 90°
i remote relais or home automation system
Installation depth 40 mm

housing	switch	2700K	€
Lithoss RAL 9010	Lithoss RAL 9010	253311	259,-
text. black	text. black	253326	259,-
anodic bronze	anodic bronze	253344	259,-
anodic brown	anodic brown	253345	259,-
blackgold	brass	253396	284,-

Nobel Elbow Mains Dimmer

LUXEON M - 3,82W - 350mA
DC - (10,95 Vf)

400 lumen 2700K CRI90
lamp dimmability: PWM/CCR
dimmer: RLC dimming 20-420VA
beam 36°



i 350 mA converter mains dimmable 315° 90°
Installation depth 45 mm

housing	switch	2700K	€
Lithoss RAL 9010	Lithoss RAL 9010	253411	522,-
text. black	text. black	253426	522,-
anodic bronze	anodic bronze	253444	522,-
anodic brown	anodic brown	253445	522,-
text. black	knurl	253496	534,-

scan for
specsheet - price



Converter matrix,
see back flap



i Fits on standard double electrical accessory box with screws



Swivel

Meet Berrier Junior SWIVEL. Lithoss & Tal's design team joined forces to write a new chapter in their jointly successful Luminaires story. They soon came up with the idea of combining TAL's iconic Berrier with Lithoss' unique finishes and combination options. A new product was developed, Berrier Junior Swivel. The Berrier was created with an intelligent magnet system that allows the Berrier to be rotated smoothly in all directions.

NEW



Please contact Lithoss for more info.

Casambi Dimmer / Switch

NEW

scan for
LITHOSS CASAMBI



Lithoss
CASAMBI



Functional

Lithoss Switches

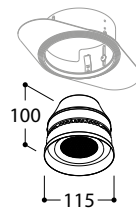
Orbital


Orbital signifies innovation, embodying a state-of-the-art luminaire tailored for diverse applications. This cutting-edge fixture seamlessly integrates high-quality lighting, ventilation, sound, and smoke detection, functioning as a versatile toolbox. Its fluid lines are carefully crafted to harmonize with architecture, guaranteeing optimal visual comfort. Choose between the trimless version for an invisible blend with the building or the IP54-rated variant for enhanced adaptability. Designed by Ercicum, Orbital encapsulates a futuristic vision of versatility in lighting design.



Functional

Orbital



 140 mm
Installation depth 130 mm

Orbital Trimless Sound

ANNULAR LED ARRAY - 12,3W - 350mA DC - (35,1 Vf)

1460 lumen 2700K CRI92

1486 lumen 3000K CRI92


dimmability: PWM/CCR

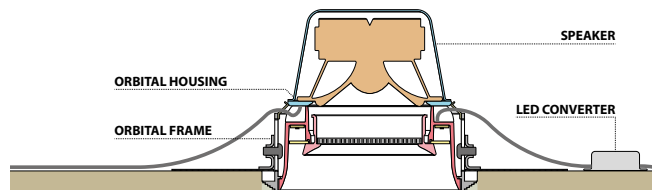
beam 120°

Sound = 3" full range speaker


- Max. power = 30W
- Rated power input = 15W
- Nominal impedance = 8ohm
- DCR impedance = 6,6ohm
- Sensitivity 1w/1m = 88db
- Frequency response = 75hz-20khz

housing	2700K	3000K	€
text. white	650347	650367	309,-
text. black	650346	650366	309,-

 Trimless frame 701112 69,-
 140 x H 130 mm



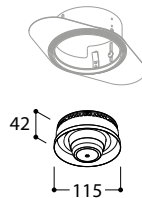
 Halosphere (dim 3000K-1800K)


 4000K on demand

Converter matrix, see back flap    IP 20    

scan for
specsheet - price





 140 mm
Installation depth 130 mm

Functional

Orbital Trimless

Orbital Trimless Smoke

ANNULAR LED ARRAY- 12,3W- 350mA DC - (35,1 Vf)

1460 lumen 2700K CRI92

1486 lumen 3000K CRI92

dimmability: PWM/CCR


beam 120°


Smoke = Optical smoke alarm device

- Integrated wireless interlink
- (Max. 32 devices) - RF: 868MHz
- Replacable 3v CR123A
- Lithium battery 1600mah
- Min. 5 year battery life
- Low battery indication
- 100m open field range
- Visible indicator
- Frequency response = 75hz-20khz

housing	2700K	3000K	€
text. white	650447	650467	361,-
text. black	650446	650466	361,-

 Trimless frame 701112 69,-
 140 x H 130 mm

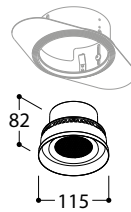
 Halosphere (dim 3000K-1800K)


 4000K on demand

Converter matrix, see back flap    IP 20     

scan for
specsheet - price





 140 mm
 Installation depth 180 mm
 (when using flexible ventilation
 valve Ø80mm)

Orbital Trimless Through Flow

ANNULAR LED ARRAY - 12,3W - 350mA DC - (35,1 Vf)

1460 lumen 2700K CRI92




1486 lumen 3000K CRI92

dimmability: PWM/CCR

beam 120°

housing	2700K	3000K	€
text. white	650147	650167	199,-
text. black	650146	650166	199,-

 Trimless frame 701112 69,-
 140 x H 130 mm

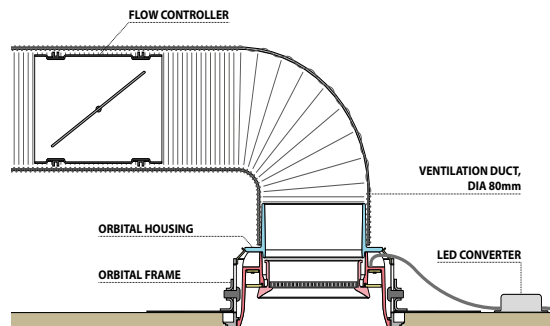
-  IP54 on demand
-  Halosphere (dim 3000K-1800K)
-  4000K on demand

Converter matrix, see back flap    IP 20    

Flow control = Ventilation valve

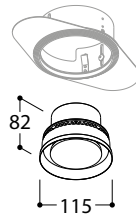
- Supply valve / extract valve
- Flow regulator must be provided in air ducts

THROUGH FLOW SUPPLY		THROUGH FLOW EXHAUST	
SOUND POWER Lw(dB(A))	FLOW RATE (m³/h)	SOUND POWER Lw(dB(A))	FLOW RATE (m³/h)
35,0	93,0	35,0	94,0
30,0	77,0	30,0	77,0
25,0	63,0	25,0	62,0



scan for
specsheet - price





⚡ 140 mm
Installation depth 180 mm
(when using flexible ventilation
valve Ø80mm)

Functional

Orbital Trimless

Orbital Trimless Flow Control

ANNULAR LED ARRAY- 12,3W- 350mA DC - (35,1 Vf)

1460 lumen 2700K CRI92

1486 lumen 3000K CRI92

dimmability: PWM/CCR

beam 120°

Flow control = Ventilation valve

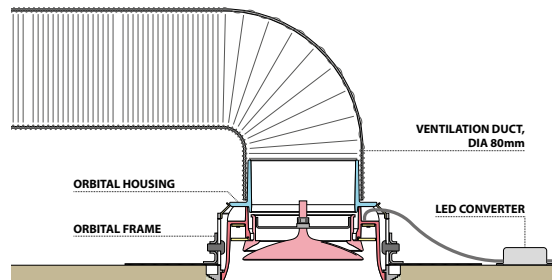
- Supply valve / extract valve
- Incorporated adjustable flow regulator

housing	2700K	3000K	€
text. white	650247	650267	226,-
text. black	650246	650266	226,-

FLOW CONTROL (DISC @-30mm)		FLOW CONTROL (DISC @-30mm)	
SUPPLY		EXHAUST	
SOUND POWER Lw(dB(A))	FLOW RATE (m ² /h)	SOUND POWER Lw(dB(A))	FLOW RATE (m ² /h)
35,0	68,0	35,0	85,0
30,0	56,0	30,0	71,0
25,0	47,0	25,0	59,0

⚡ Trimless frame 701112 69,-
⚡ 140 x H 130 mm

- ⓘ IP54 on demand
- ⓘ Halosphere (dim 3000K-1800K)
- ⓘ 4000K on demand

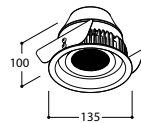



scan for
specsheet - price



Converter matrix, see back flap





 125 mm
 Installation depth:
 120 mm solid ceilings /
 105 mm hollow ceilings

Orbital Sound

ANNULAR LED ARRAY - 12,3W - 350mA DC - (35,1 Vf)

1460 lumen 2700K CRI92

1486 lumen 3000K CRI92

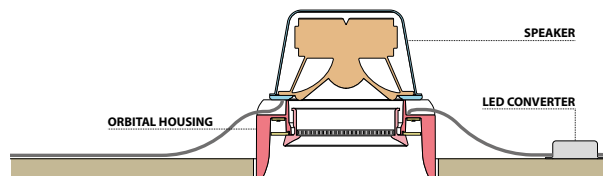
dimmability: PWM/CCR


beam 120°


Sound = 3" full range speaker

- Max. power = 30W
- Rated power input = 15W
- Nominal impedance = 8ohm
- DCR impedance = 6,6ohm
- Sensitivity 1w/1m = 88db
- Frequency response = 75hz-20khz

housing	2700K	3000K	€
text. white	650847	650867	360,-
text. black	650846	650866	360,-



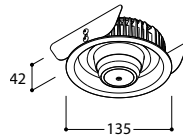
 Halosphere (dim 3000K-1800K)


 4000K on demand

Converter matrix, see back flap    IP 20     

scan for
specsheet - price





 125 mm
 Installation depth:
 60 mm solid ceilings /
 45 mm hollow ceilings

Orbital Smoke



ANNULAR LED ARRAY- 12,3W- 350mA DC - (35,1 Vf)

1460 lumen 2700K CRI92
 1486 lumen 3000K CRI92
 dimmability: PWM/CCR
 beam 120°

Smoke = Optical smoke alarm device

- Integrated wireless interlink
- (Max. 32 devices) - RF: 868mHz
- Replacable 3v CR123A
- Lithium battery 1600mah
- Min. 5 year battery life
- Low battery indication
- 100m open field range
- Visible indicator
- Frequency response = 75hz-20khz

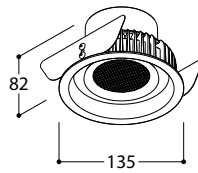
housing	2700K	3000K	€
text. white	650947	650967	381,-
text. black	650946	650966	381,-


-  Halosphere (dim 3000K-1800K)
-  4000K on demand

Converter matrix, see back flap    IP 20    

scan for
specsheet - price





 125 mm
 Installation depth 180 mm
 (when using flexible ventilation valve Ø80mm)

Orbital Through Flow

ANNULAR LED ARRAY - 12,3W - 350mA DC- (35,1 Vf)

1460 lumen 2700K CRI92

1486 lumen 3000K CRI92

dimmability: PWM/CCR

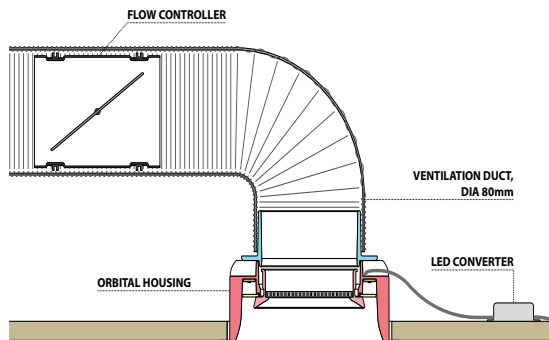
beam 120°

housing	2700K	3000K	€
text. white	650647	650667	224,-
text. black	650646	650666	224,-

Flow control = Ventilation valve




- Supply valve / extract valve
- Flow regulator must be provided in air ducts

THROUGH FLOW SUPPLY		THROUGH FLOW EXHAUST	
SOUND POWER Lw(dB(A))	FLOW RATE (m³/h)	SOUND POWER Lw(dB(A))	FLOW RATE (m³/h)
35,0	93,0	35,0	94,0
30,0	77,0	30,0	77,0
25,0	63,0	25,0	62,0

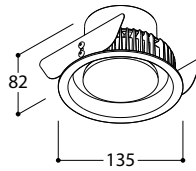



scan for
specsheet - price



-  IP54 on demand
-  Halosphere (dim 3000K-1800K)
-  4000K on demand

Converter matrix, see back flap    IP 20    



 125 mm
 Installation depth 180 mm
 (when using flexible ventilation valve Ø80mm)

Orbital Flow Control

ANNULAR LED ARRAY - 12,3W - 350mA DC - (35,1 Vf)

1460 lumen 2700K CRI92

1486 lumen 3000K CRI92

dimmiability: PWM/CCR




beam 120°

housing	2700K	3000K	€
text. white	650747	650767	243,-
text. black	650746	650766	243,-

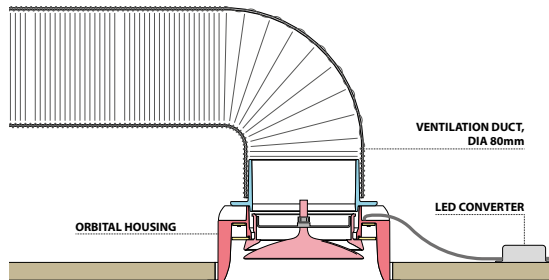
Flow control = Ventilation valve

- Supply valve / extract valve
- Incorporated adjustable flow regulator

FLOW CONTROL (DISC @-30mm)		FLOW CONTROL (DISC @-30mm)	
SUPPLY		EXHAUST	
SOUND POWER Lw(dB(A))	FLOW RATE (m ³ /h)	SOUND POWER Lw(dB(A))	FLOW RATE (m ³ /h)
35,0	68,0	35,0	85,0
30,0	56,0	30,0	71,0
25,0	47,0	25,0	59,0

-  IP54 on demand
-  Halosphere (dim 3000K-1800K)
-  4000K on demand

Converter matrix, see back flap    IP 20    



scan for
specsheet - price



Acoustics

Felt, with its naturally soft texture, offers more than just a pleasing touch. One of the most appealing qualities is its versatility in design. Available in an array of colors and textures, it can seamlessly integrate with any room's aesthetic, providing a customizable option for lighting fixtures. Whether it's a subtle accent or a bold statement piece, felt can enhance the visual appeal of any luminaire.

Beyond its visual charm, felt also boasts practical benefits. Its sound-absorbing properties make it an ideal choice for improving acoustics in any environment. By reducing echo and noise levels, felt contributes to creating a more comfortable auditory experience.

The flexibility allows for endless possibilities in luminaire design. Whether it's shaping it to cover the exterior, using it as diffusers within the fixture, or incorporating it as decorative accents, felt lends itself well to creative lighting solutions.

Environmental consciousness is another significant advantage. Made from recycled materials like wool or PET fibers, it aligns with sustainable design practices.

In conclusion, the combination of aesthetic appeal, functional benefits, and environmental friendliness makes felt an excellent choice for incorporating into luminaires. Whether enhancing ambiance, improving acoustics, or contributing to sustainability efforts, it elevates both the form and function of lighting design.



Acoustics

Functional

Sensors


Integration of sensors into luminaires offers numerous advantages, including enhanced energy efficiency, customization, safety, and convenience.

By detecting activity levels, sensors adjust lighting to conserve energy and create personalized environments. They also improve safety by illuminating pathways and enhance security by deterring intruders.

Additionally, sensors automate lighting control for convenience and contribute to luminaire longevity by reducing operational hours. Compliance with regulations is ensured, and valuable data on occupancy and environmental conditions can be collected. Other possibilities are temperature, humidity or air quality detection.


Integration can be achieved via various protocols, including analog, digital (DALI, KNX), or wireless (Casambi), ensuring compatibility and flexibility.


Overall, sensor-enabled luminaires drive efficiency and innovation in lighting solutions.
(For specific needs or questions, you can always contact our internal sales.)



Functional

Sensors






Functional

Sensors

Customizable

Embark on a journey of personalization in our “Customizable” chapter, where lighting becomes an extension of your unique style.

Choose from a spectrum of colours, diverse sizes, and varied surface finishings to tailor each fixture to your aesthetic preferences. Explore the possibilities of longer suspension cables, allowing you to play with heights and create bespoke lighting arrangements. Personalize every space with fixtures that embody your distinct taste and vision, creating an environment uniquely yours.




Customizable

Supplement for custom work.

PRODUCT	MODIFICATION	SUPPLEMENT	REMARK
All	Other standard colour combinations	same price as standard	All
All	4000K	same price as standard	Only Luxeon M
All	others colour temperatures	on demand	
Exterior	Beach finish	on demand	Exterior
Ceiling Recessed /Trimless	Halosphere (3000-1800K)	+14€ / LED	All with Luxeon M Think Small
Ceiling Recessed /Trimless	Halosphere (3000-1800K)	+20€ / LED	All with Luxeon M Haloled
Ceiling Recessed /Trimless	Halosphere (3000-1800K)	on demand	For all other than Luxeon M
Ceiling Mounted	Halosphere	on demand	Ceiling Mounted
Suspension	Longer cable	+15€ / m	Additional length > 1,7m + roundup cable length to next meter
All with converter integrated (CI)	Without converter	same price as CI	Operational impact
All	RAL Colours	on demand	

All above mentioned supplements are guidelines.
Please contact us for specific enquiries.



Customizable

Custom colours



Custom sizes



Customizable

Custom surface finishes



Custom surface finishes



Customizable

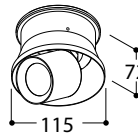
How to use

Lamp type - power - supply

Product name

Funnel Sferos

- LUXEON M - 7,84W - 700mA DC - (11,2VF)
- Light output 755 lumen 2700K CRI90
810 lumen 3000K CRI90
- Dim protocol dimmability: PWM/CCR
- Beam angle beam 24° - 36° - 60°



Product dimensions

Cut out dimensions + Installation depth

- 140 mm Installation depth 80 mm
- 345° 60° Adjustability

Adjustability

Beam angle

Finish of the product

Obligatory accessories to be ordered separately

Optional accessories to be ordered separately

housing	Color temperature (for LED only)			Reference number	Price in euro
	24°	36°	60°		
text. white	133827	133867	133887	250,-	€
text. black	133846	133866	133886	250,-	
brush. gold	133843	133823	133883	375,-	
brush. titanium	133844	133824	133884	375,-	
brush. bronze	133845	133825	133885	375,-	
+	Installation frame for plaster	701122		69,-	
+	honeycomb	MX100090		10,-	

Converter info

European conformity

Converter matrix, see back flap



Energy class

Product weight

Indoor/outdoor use

Flammability index

Gear type IP rate Electrical class

Same product to be found in different product categories



Product Finishes

text. white
text. black
gold ano
brush. gold
brush. titanium
brush. bronze
silver anthracite
text. grey
moss green
brush. alu
Cu29
stainless steel
chrome
matt gold
black chrome
oak
black oak
silver ano
black ano
grey glass
brown glass
text. grey glass
text. brown glass
amber glass
frost. grey glass
frost. white glass
Florette
primer
felt gray
gold plexiglass
Kombo
grey
brown
textured grey
textured brown
Lithoss dimmer
Brass

Track Finishes

Gold Ano
Titanium Ano
Bronze Ano
Black
White

Quick Ship Program

Quick Ship Products: To provide the best service, we decided to invest and keep our high runners in stock, so we are able to deliver the products you love even faster. Articles with this icon are in stock and can be shipped within 48 hours.



Properties

APPLICATION	
	Interior use
	Normally flammable surface
IP xx	IP rating
	Obligatory accessory
	Optional accessory
	Be Aware
	Information
CE	Conformance EU
	Rotation
	Tilt
	Gimble
	Cut out round
	Cut out round
	185 ≤ TM < 210
	160 ≤ TM < 185
	135 ≤ TM < 160
	110 ≤ TM < 135
	85 ≤ TM < 110
	TM < 85
	Weight
	Class 1
	Class 2
	Class 3
	Electronical gear included
	Mains voltage
	Electronical gear required
C	Dimmable with trailing edge dimmer
L,C	Dimmable with universal dimmer
R,C	Dimmable with standard & trailing edge dimmer
L	Dimmable with leading edge dimmer
R	Dimmable with standard dimmer
PWM	Pulse width modulation


info

1U	222	BOA WALL OUT	217	FUNNEL ELBOW 700mA	125
1U FLUSH	229	BORITI	291	FUNNEL ELBOW 48V	337
1U SLIM	234	BRIX CEILING OUT	219	FUNNEL ELBOW ST5 48V	353
1U WALL	240	BRIX WALL	98	FUNNEL ELBOW 150 ST5 48V	353
2U	244	BRIX WALL OUT	219	FUNNEL ELBOW M10 230V	119
2U 50	272			FUNNEL ELBOW M10 700MA	125
2U RECESSED	260	C		FUNNEL ELBOW ON TRACK 230V	368
3F	362	CEDRUS FIX	55	FUNNEL EXO	49
		CEDRUS FLEX	57	FUNNEL FIX	50
A		CHROMOS	82	FUNNEL FLEX	51
ACOUSTICS	395	CLEVER SEMI-RECESSED	131	FUNNEL ON	129
		CLEVER SURFACE MOUNTED	133	FUNNEL ON SPLASH	127
B		CLEVER RECESSED BASE LARGE	133	FUNNEL SFEROS	54
B4	69	CLEVER M10 230V	135	FUNNEL SFEROS TRIMLESS	29
B4 SURFACE 230V	143	CLEVER ON TRACK 230V	375	FUNNEL SUSPENSION	167
B4 TILT 230V	143			FUNNEL SUSPENSION 48V	335
BARRIER	165	D		FUNNEL TRIMLESS	27
BARRIER ON TRACK 230V	367	DARTLING	101	FUNNEL UP/DOWN	95
BARRIER SUSPENSION ON TRACK 230V	367	DICE 230V	141		
BARRIER CONE JR 350mA	111	DJANGO 230V	141	G	
BARRIER CONE JR 48V	341	DOMINO BASIC 230V	149	GREG LARGE	213
BARRIER CONE JR ST5 48V	355	DOMINO SFEROS 230V	149	GREG SMALL	213
BARRIER JR 230V	109	DUCTOR	291	GUARDIAN	206
BARRIER JR 350mA	111			GUARDIAN + SOCKET	207
BARRIER JR 48V	341	E			
BARRIER JR WALL 350mA	91	ELITE	83	H	
BARRIER CONE JR SUSPENSION 230V	159			HEKOWA SINGLE BEAM	214
BARRIER CONE JR M10 SUSPENS. 350MA	159	F		HEKOWA DOUBLE BEAM	215
BARRIER JR SUSPENSION 230V	157	FLORETTE	309	HELAX 70 HALOLED	45
BARRIER JR M10 SUSPENSION 350mA	157	FLOX	87	HELAX 70 OUT	211
BLOX	99	FONDA 230V	81	HELAX SML	44
BOA CEILING 230V	145	FONDA ROUND 230V	81	HELAX SML OUT	209
BOA TRIMLESS	37	FUNNEL DOWN	93		
BOA TRIMLESS WALL	85	FUNNEL ELBOW 230V	121		
BOA WALL	103	FUNNEL ELBOW 230V LEAF TORSION	123		

K		N		PROTUT PROFILE	280
KALEBAS	161	NOBEL ECLIPS	47	PULSAR BASE	201
KALEBAS FLOOR	185	NOBEL ELBOW 230V	117	PULSAR PIN	201
KALEBAS GLASS	160	NOBEL ELBOW 350mA	117		
KING GEORGE	314	NOBEL ELBOW M10 350mA	118	Q	
KOMBO	169	NOBEL ELBOW DOUBLE 48V	333	QUAD	75
KOMBO GLASS	168	NOBEL ELBOW SINGLE 48V	333	QUEEN ELISABETH	-
		NOBEL ELBOW ST5 48V	352		
L		NOBEL SFEROS	53	R	
LINEAR LED MODULE FLUSH UGR 48V	343	NOBEL SFEROS TRIMLESS	25	RAY	156
LINEAR LED MODULE UGR 48V	345	NOBEL PI SUSPENSION	155	RINGO	304
LINEAR LED MODULE OPAL 48V	346	NOBEL PI M10 SUSPENSION	155	ROSEAU FLOOR	187
LUDO	290	NOBEL PI SUSPENSION 48V	335	ROSEAU FLOOR EXTERIOR	205
		NOBEL UP/DOWN	97	ROSEAU PIN	203
		NUTS	163		
M				S	
M10 BASES	150/176			SENSORS	397
MENHIR	199	O		SIMPLON	58
MICRO HELAX	43	ORBITAL LIGHT ONLY	63	SOLID ROUND	59
MICRO HELAX EXTERIOR	210	ORBITAL LIGHT ONLY TRIMLESS	31	SOLID SQUARE	73
MICRO OBO	191	ORBITAL SMOKE	391	SPYKE PIN	197
MICRO TOMMY	65	ORBITAL SMOKE TRIMLESS	387	SIGMA ON TRACK 230V	371
MICRO TOMMY CEILING MOUNTED	147	ORBITAL SOUND	390	ST1	324
MICRO TOMMY TRIMLESS	35	ORBITAL SOUND TRIMLESS	386	ST3	328
MICRO UBO	193	ORBITAL THROUGH FLOW	392	ST5	350
MICROSCOOP 350mA	113	ORBITAL THROUGH FLOW TRIMLESS	388	SWITCHES	381
MICROSCOOP SINGLE 48V	339	ORBITAL FLOW CONTROL	393		
MICROSCOOP DOUBLE 48V	339	ORBITAL FLOW CONTROL TRIMLESS	389	T	
MICROSCOOP ST5 48V	355	OSCAR	290	TAGLIO	290
MINI SCOOP 230V	115			TWIST	137
MINI SCOOP ON TRACK 230V	369	P		TWIST ON TRACK 230V	373
MINI TOMMY	77	PIXL 4-7	71		
MIX	298	PIXL 4-7 CEILING MOUNTED	139		
MIX TRIMLESS	298	PIXL OFFICE SUSPENSION	170		
		PRINCE LOUIS	171		
		PROTUT M10 BASE	150/176		

Till end of Stock

2U Pret a Porter



Ascan




B1




Boa Wall not dimm




BR4




Cad 60




Cirkant



Clio GU10




Diabolo Small




Diabolo




Dimitri




Dice




Django GU10



Eclips




Elite




Fabian




Fix GU10 Beach




Hubble




Helax




Incas



Intana




Kazan



Luzien



Max




Menhir Big




Mini Helva Xicato




Mini Projexxar




Mini Obo/Ubo




Mini Rasputin




Mini Tommy Triml




Mini Tommy




Mini Solid




Olijf




Orion GU10




Quad Beaufort




Quad GU10




Rollo



Solid




Spina



Telescoop



Wodan



After thorough analysis, we decided to further rationalize our product range in order to obtain a more coherent product portfolio.

Therefore, some product families have been deleted out of our active portfolio but are still available until our stock runs out.

End of stock

I nominal (mA):


V nominal (V):

P nominal (W):

TYPE	ARTNR	DESCRIPTION	STRAIN RELIEF	LOCATION	DIMMABILITY	CCR (AMPLITUDE)	SIZE: L*B*H (mm)	EFFICIENCY	IP	CLASS	INPUT VOLTAGE (V)	OUTPUT VOLTAGE (V)
24V DC	40025	LEDCONVERTER 24V 10W IP20	NO	INDOOR	NOT DIMMABLE	-	76*36*18	60%	20	2	198 - 254	24
24V DC	40057	LEDCONVERTER REMOTE 24V 20W IP20	YES	INDOOR	NOT DIMMABLE	-	109*50*35	83%	20	2	195 - 254	24
24V DC	40063	LEDCONVERTER 24V 20W IP67	NO	IN&OUTDOOR	NOT DIMMABLE	-	118*35*26	83%	67	2	90 - 264	24
24V DC	40080	LEDCONVERTER REMOTE 24V 20W IP20 1-10V	YES	INDOOR	1-10V	-	103*67*21	88%	20	2	100 - 264	24
24V DC	40070	LEDCONVERTER 24V 35W IP67	NO	IN&OUTDOOR	NOT DIMMABLE	-	148*40*30	85%	67	2	90 - 264	24
24V DC	40081	LEDCONVERTER 24V 40W IP67 1-10V	NO	IN&OUTDOOR	1-10V	-	162,5*43*32	87%	67	2	90 - 305	24
24V DC	40087	LEDCONVERTER REMOTE 24V 50W IP20 DALI/TOUCHDIM	YES	INDOOR	DALI/TOUCHDIM	-	346*32*22	90%	20	2	198 - 264	24
24V DC	40071	LEDCONVERTER 24V 60W IP67	NO	IN&OUTDOOR	NOT DIMMABLE	-	162,5*42,5*32	86%	67	2	90 - 264	24
24V DC	40082	LEDCONVERTER 24V 60W IP20 1-10V	NO	IN&OUTDOOR	1-10V	-	162,5*43*32	89%	67	2	90 - 305	24
24V DC	40088	LEDCONVERTER REMOTE 24V 80W IP20 DALI/TOUCHDIM	YES	INDOOR	DALI/TOUCHDIM	-	346*32*22	90%	20	2	198 - 264	24
24V DC	40083	LEDCONVERTER 24V 90W IP67 1-10V	NO	IN&OUTDOOR	1-10V	-	161*61*36	90%	67	2	90 - 305	24
24V DC	40072	LEDCONVERTER 24V 100W IP67	NO	IN&OUTDOOR	NOT DIMMABLE	-	262*66*42	92%	67	2	220 - 240	24
24V DC	40084	LEDCONVERTER 24V 120W IP67 1-10V	NO	IN&OUTDOOR	1-10V	-	220*68*38,8	93%	67	1	90 - 305	24
24V DC	40073	LEDCONVERTER 24V 150W IP67	NO	IN&OUTDOOR	NOT DIMMABLE	-	211*66*42	92%	67	2	220 - 240	24
48V	40067	LEDCONVERTER REMOTE 48V 70W IP20	YES	INDOOR	NOT DIMMABLE	-	210*60*36	91%	20	1	220 - 240	48
48V	40049	LEDCONVERTER REMOTE 48V 150W IP20	NO	INDOOR	NOT DIMMABLE	-	105*90*59	90%	20	2	85 - 264	48
48V	40068	LEDCONVERTER IN-TRACK 48V 100W (DALI THROUGH WIRE) IP20 BLACK	NO	INDOOR	NOT DIMMABLE	-	298*16*19	90%	20	2	176 - 264	48
48V	40069	LEDCONVERTER IN-TRACK 48V 100W (DALI THROUGH WIRE) IP20 WHITE	NO	INDOOR	NOT DIMMABLE	-	298*16*19	90%	20	2	176 - 264	48
180mA	930544	POWERLED CONVERTER REMOTE 180mA 7,2W IP20 MAINS DIM C	YES	INDOOR	MAINS DIM C	NO	99*39*23	80%	20	2	230 - 240	20 - 40
180mA	930546	POWERLED CONVERTER REMOTE 180mA 8W IP20 1-10V	YES	INDOOR	1-10V	YES	110*52*23,5	85%	20	2	110 - 240	6 - 42
180mA	930565	POWERLED CONVERTER REMOTE 180mA 10W IP20 MAINS DIM LC/1-10V	YES	INDOOR	MAINS DIM LC 10%/1-10V	YES	101,5*51*29,5	77%	20	2	220 - 240	28 - 56
180mA	930545	POWERLED CONVERTER REMOTE 180mA 15W IP20	YES	INDOOR	NOT DIMMABLE	-	115*34*19	58%	20	2	90 - 264	0 - 41,5
180mA	930588	POWERLED CONVERTER REMOTE 180mA 15W IP20 DALI/TOUCHDIM	YES	INDOOR	DALI/TOUCHDIM	YES	119*53*30	88%	20	2	198 - 264	20 - 54
180mA	930605	POWERLED CONVERTER REMOTE 180mA 18W IP20 MAINS DIM LC	YES	INDOOR	MAINS DIM LC	YES	120*45*28	87%	20	2	220 - 240	52 - 103
180mA	930606	POWERLED CONVERTER REMOTE 180mA 9W IP20 CASAMBI	YES	INDOOR	CASAMBI	YES	200*43*30	82%	20	2	198 - 264	15 - 40
250mA	930598	POWERLED CONVERTER 250mA 5W IP65 MAINS DIM LC	NO	IN&OUTDOOR	MAINS DIM LC	YES	38*27*21	73%	65	2	220 - 240	12 - 24
260mA	930603	POWERLED CONVERTER 260mA 12W IP65 MAINS DIM LC	NO	IN&OUTDOOR	MAINS DIM LC	YES	dia56*25	83%	65	2	220 - 240	23 - 46
260mA	930599	POWERLED CONVERTER REMOTE 260mA 12W IP20 1-10V	YES	INDOOR	1-10V	YES	110*52*23,5	88%	20	2	220 - 240	6 - 42
250mA	930601	POWERLED CONVERTER REMOTE 250mA 13,5W IP20 DALI/TOUCHDIM	YES	INDOOR	DALI/TOUCHDIM	YES	119*53*30	88%	20	2	198 - 264	12 - 54
260mA	930604	POWERLED CONVERTER REMOTE 260mA 20W IP20 MAINS DIM LC	YES	INDOOR	MAINS DIM LC	YES	120*45*28	85%	20	2	220 - 240	38 - 77
250mA	930607	POWERLED CONVERTER REMOTE 250mA 10W IP20 CASAMBI	YES	INDOOR	CASAMBI	YES	200*43*30	82%	20	2	198 - 264	15 - 40
350mA	930512	POWERLED CONVERTER 350mA 4W IP65 MAINS DIM RC	NO	IN&OUTDOOR	MAINS DIM RC	YES	38*27*21	72%	65	2	220 - 240	6 - 12
350mA	930591	POWERLED CONVERTER REMOTE 350mA 6W IP20 1-10V	YES	INDOOR	1-10V	NO	67*57*22	76%	20	2	198 - 264	2 - 18
350mA	930573	POWERLED CONVERTER 350mA 8W IP54	NO	IN&OUTDOOR	NOT DIMMABLE	-	54*32*21	78%	54	2	90 - 264	2 - 25
350mA	930541	POWERLED CONVERTER 350mA 9W IP20	NO	INDOOR	NOT DIMMABLE	-	65*30,7*21,5	78%	20	2	220 - 240	3 - 25
350mA	930595	POWERLED CONVERTER 350mA 12W IP65 MAINS DIM LC	NO	IN&OUTDOOR	MAINS DIM LC	YES	dia56*25	82%	65	2	220 - 240	18 - 35
350mA	930561	POWERLED CONVERTER REMOTE 350/700mA 12W IP20 MAINS DIM C	YES	INDOOR	MAINS DIM C	NO	99*39*23	70%	20	2	230 - 240	3 - 32
350mA	930562	POWERLED CONVERTER REMOTE 350mA 13,5W IP20 MAINS DIM LC	YES	INDOOR	MAINS DIM LC 10%	YES	109*53*25	84%	20	2	198 - 264	18 - 38
350mA	930560	POWERLED CONVERTER REMOTE 350mA 15W IP20 1-10V	YES	INDOOR	1-10V	YES	110*52*23,5	88%	20	2	220 - 240	6 - 42
350mA	930581	POWERLED CONVERTER REMOTE 350mA 15W IP20 DALI/TOUCHDIM	YES	INDOOR	DALI/TOUCHDIM	YES	119*53*30	88%	20	2	198 - 264	9 - 51
350mA	930511	POWERLED CONVERTER REMOTE 350mA 18W IP20 MAINS DIM LC	YES	INDOOR	MAINS DIM LC 10%	YES	119*53*30	84%	20	2	198 - 264	27 - 54
350mA	930622	POWERLED CONVERTER REMOTE 350mA 18W MAINS DIM LC	YES	INDOOR	MAINS DIM LC	YES	95*50*22	82%	20	2	198 - 264	27 - 40
350mA	930623	POWERLED CONVERTER REMOTE 350mA 18W IP20 DALI/TOUCHDIM	YES	INDOOR	DALI/TOUCHDIM	YES	160*42*30	85%	20	2	220 - 240	9 - 52
350mA	930537	POWERLED CONVERTER 350mA 26W IP66	NO	IN&OUTDOOR	NOT DIMMABLE	-	80*78*28	86%	66	2	100 - 240	38 - 75
350mA	930536	POWERLED CONVERTER 350mA 26W IP66 1-10V	NO	IN&OUTDOOR	1-10V	NO	80*78*28	86%	66	2	100 - 240	38 - 75
350mA	930608	POWERLED CONVERTER REMOTE 350mA 19W IP20 CASAMBI	YES	INDOOR	CASAMBI	YES	147*44*30	90%	20	2	198 - 264	10 - 54
500mA	930620	POWERLED CONVERTER 6,5W 500mA IP20 MAINS DIM RC	NO	INDOOR	MAINS DIM RC	YES	dia43*25	72%	20	2	220 - 240	9 - 13
500mA	930596	POWERLED CONVERTER 500mA 12W IP65 MAINS DIM LC	NO	IN&OUTDOOR	MAINS DIM LC	YES	dia56*25	82%	65	2	220 - 240	12 - 24
500mA	930559	POWERLED CONVERTER REMOTE 500mA 16W IP20 MAINS DIM LC	YES	INDOOR	MAINS DIM LC 10%	YES	109*53*33	84%	20	2	198 - 264	18 - 36
500mA	930602	POWERLED CONVERTER REMOTE 500mA 21W IP20 MAINS DIM LC	YES	INDOOR	MAINS DIM LC	YES	110*52*22	89%	20	2	220 - 240	16 - 42
500mA	930553	POWERLED CONVERTER REMOTE 500mA 22W IP20 1-10V	YES	INDOOR	1-10V	YES	110*52*23,5	88%	20	2	220 - 240	6 - 42
500mA	930585	POWERLED CONVERTER REMOTE 500mA 35W IP20 DALI/TOUCHDIM	YES	INDOOR	DALI/TOUCHDIM	YES	138*67*29,5	86%	20	2	198 - 264	30 - 54
500mA	930556	POWERLED CONVERTER REMOTE 500mA 2x 20W IP20 1-10V	YES	INDOOR	1-10V	NO	124*79*22	89%	20	2	110 - 240	1 - 100
500mA	930557	POWERLED CONVERTER REMOTE 500mA 2x 20W IP20 DALI/TOUCHDIM/1-10V	YES	INDOOR	DALI/TOUCHDIM/1-10V	NO	124*79*22	89%	20	2	110 - 240	2 - 100
500mA	930609	POWERLED CONVERTER REMOTE 500mA 27W IP20 CASAMBI	YES	INDOOR	CASAMBI	YES	147*44*30	90%	20	2	198 - 264	10 - 54
700mA	930592	POWERLED CONVERTER REMOTE 700mA 10W IP20 MAINS DIM LC	YES	INDOOR	MAINS DIM LC	YES	119*53*25	79%	20	2	198 - 264	7 - 14
700mA	930594	POWERLED CONVERTER 700mA 12W IP65 MAINS DIM LC	NO	IN&OUTDOOR	MAINS DIM LC	YES	48*50*24	80%	65	2	220 - 240	9 - 18
700mA	930561	POWERLED CONVERTER REMOTE 350/700mA 12W IP20 MAINS DIM C	YES	INDOOR	MAINS DIM C	NO	99*39*23	70%	20	2	230 - 240	3 - 17
700mA	930587	POWERLED CONVERTER REMOTE 700mA 15W IP20 DALI/TOUCHDIM	YES	INDOOR	DALI/TOUCHDIM	YES	119*53*30	88%	20	2	198 - 264	7,5 - 26
700mA	930589	POWERLED CONVERTER REMOTE 700mA 25W IP20 MAINS DIM LC	YES	INDOOR	MAINS DIM LC	YES	145*51*29,5	83%	20	2	198 - 264	16 - 35
700mA	930578	POWERLED CONVERTER REMOTE 700mA 30W IP20 1-10V	YES	INDOOR	1-10V	YES	110*52*23,5	88%	20	2	220 - 240	6 - 42
700mA	930590	POWERLED CONVERTER REMOTE 700mA 35W IP20 MAINS DIM LC	YES	INDOOR	MAINS DIM LC	YES	153*54*36	87%	20	2	195 - 264	27 - 50
700mA	930621	POWERLED CONVERTER REMOTE 30W 700mA MAINS DIM LC	YES	INDOOR	MAINS DIM LC	YES	119*53*30	84%	20	2	198 - 264	27 - 40
700mA	930582	POWERLED CONVERTER REMOTE 700mA 35W IP20 DALI/TOUCHDIM	YES	INDOOR	DALI/TOUCHDIM	YES	138*67*29,5	86%	20	2	198 - 264	22 - 54
700mA	930618	POWERLED CONVERTER REMOTE 700mA 36W IP20 CASAMBI	YES	INDOOR	CASAMBI	YES	147*44*30	90%	20	2	198 - 264	10 - 51

							180	250	250	250	350	350	350	350	350	350	350	350	500	700	700	700	700		
24	24	24	48	48	48	48	34,60	17	34	51	3,20	10,95	18,50	17,70	17,00	38,60	33,80	35,10	36,00	36,20	11,20	11,32	35,10	9,20	
9,60	14,40	19,20	"6,12 (led3,82)"	"12,24 (led7,64)"	"10,97 (led7,84)"	"21,95 (led15,68)"	6,22	4,25	8,50	12,75	1,20	3,82	6,48	6,20	5,95	13,50	11,80	12,30	12,70	18,10	7,84	7,91	24,50	6,44	
m LEDLINE medium power 9,6W	m LEDLINE high power 14,4W	m LEDLINE very high power 19,2W	Thinksmall single 3,82W	Thinksmall double 7,64W	Haloled single 7,84W	Haloled double 15,68W	Beaufort	Thinksmall halosphere single	Thinksmall halosphere double	Thinksmall halosphere triple	Single led XPE	Thinksmall/Flo-orspot WC luxeon MX	MIX 6 mono-color	Cedrus quantum	MIX 6 W halosphere	MIX 13 mono-color	MIX 13W halosphere	ORBITAL mono-color	ORBITAL halosphere	Beaufort ²	Haloled	B4	MIX 26 mono-color	BOA WC	
1,0	0,7	0,5																							
2,0	1,3	1,0																							
2,0	1,3	1,0																							
2,0	1,3	1,0																							
3,5	2,3	1,8																							
4,0	2,7	2,0																							
5,0	3,3	2,5																							
6,0	4,0	3,0																							
6,0	4,0	3,0																							
8,0	5,3	4,0																							
9,0	6,0	4,5																							
10,0	6,7	5,0																							
12,0	8,0	6,0																							
15,0	10,0	7,5																							
			10	5	5	2																			
			22	11	12	6																			
			14	7	8	4																			
			14	7	8	4																			
							1				7-12	2-3	2	2		1		1		1	2-3	2-3	1	3-4	
							1	1-2	1		2-13	1-3	1-2	1-2	1-2	1	1	1	1	1	1-3	1-3	1	1-4	
							1	2-3	1	1	9-17	2-5	2	2-3	2-3	1	1	1	1	1	3-4	3-4	1	4-6	
							1				1-12	1-3	1-2	1-2		1		1		1	1-3	1-3	1	1-4	
							1	2-3	1	1	7-16	2-4	2	2-3	2-3	1	1	1	1	1	2-4	2-4	1	3-5	
							2	3-6	2-3	2	17-31	5-9	3-5	3-5	3-6	2	2-3	2	2	2	5-9	5-9	2	6-9	
							1	1-2	1		5-12	2-3	1-2	2	2	1	1	1	1	1	2-3	2-3	1	2-4	
											4-7	1	1	1	1						1	1		2	
							2	1			8-14	3-4	2	2	2	1	1	1	1	1	2-4	2-4	1	3-4	
							1-2	1			2-13	1-3	1-2	1-2	1-2	1	1	1	1	1	1-3	1-3	1	1-4	
							1-3	1	1		4-16	2-4	1-2	1-3	1-3	1	1	1	1	1	2-4	2-4	1	2-5	
							3-4	2	1		12-24	4-7	3-4	3-4	3-4	1	2	2	2	2	4-6	4-6	2	5-8	
							1-2	1			5-12	2-3	1-2	1-2	1-2	1	1	1	1	1	2-3	2-3	1	2-4	
											2-3	1									1	1		1	
											1-5	1		1							1	1		1	
											1-7	1-2	1	1							1-2	1-2		1-2	
											1-7	1-2	1	1							1-2	1-2		1-2	
											6-10	2-3	1	1	2		1				2-3	2-3		2-3	
											1-9	1-2	1	1							1-2	1-2		1-3	
											6-11	2-3	2	2	2		1	1	1	1	2-3	2-3	1	2-3	
											2-13	1-3	1-2	1-2	1-2	1	1	1	1	1	1-3	1-3	1	1-4	
											3-15	1-4	1-2	1-2	1-2	1	1	1	1	1	1-4	1-4	1	1-5	
											9-16	3-4	2	2-3	2-3	1	1	1	1	1	3-4	3-4	1	3-5	
											9-12	3	2	2	2	1	1	1	1	1	3	3	1	3-4	
											3-15	1-4	1-2	1-2	1-2	1	1	1	1	1	1-4	1-4	1	1-5	
											12-23	4-6	3-4	3-4		1		2		2	4-6	4-6	2	4-8	
											12-23	4-6	3-4	3-4		1		2		2	4-6	4-6	2	4-8	
											4-16	1-4	1-2	1-3	1-3	1	1	1	1	1	1-4	1-4	1	1-5	
																					1	1		1	
																					2	2		2	
																					2-3	2-3	1	2-3	
																					1	2-3	2-3	1	2-4
																					1	1-3	1-3	1	1-4
																					1	3-4	3-4	1	4-5
																					1-2	1-8	1-8	1-2	1-9
																					1-2	1-8	1-8	1-2	1-9
																					1	1-4	1-4	1	2-5
																						1	1		1
																						1	1		1
																						1-2	1-2		1-2
																						2-3	2-3		2-3
																						1-3	1-3	1	1-4
																						3-4	3-4	1	3-5
																						3	3	1	3-4
																						2-4	2-4	1	2-5
																						1-4	1-4	1	2-5

TAL

Find lighting inspiration
on @tal_lighting 

TAL NV

Moortelmeers 23

8740 Pittem

tel +32 (0)51 46 43 41

info@tal.be • www.tal.be


TAL dealers, see website

All rights reserved

The information in this catalogue is provided without liability.
TAL reserves the right to change materials, prices, characteristics and dimensions without prior notice. Read all instructions carefully.
TAL general conditions of sale apply.
TAL shall not be held liable for any discrepancies between the illustrations or descriptions given and the actual product neither for any misprints and/ or typing errors.
We took the liberty of editing some original images to give you an impression of how our luminaires improve living, office, outdoor, and other spaces.
Nothing in this catalogue may be reproduced without written permission from TAL.
This catalogue supersedes and replaces all previous catalogues.

Concept & creation: TAL nv

TAL



www.TAL.be