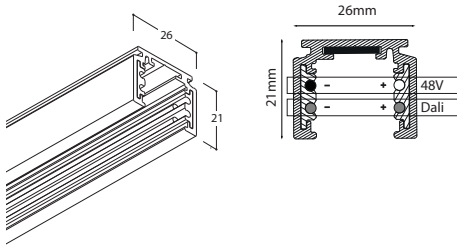


448V

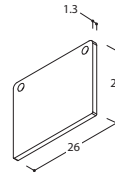
48V TRACK SURFACE OR SUSPENSION MOUNTED

TRACK 48V SURFACE OR SUSPENSION MOUNTED



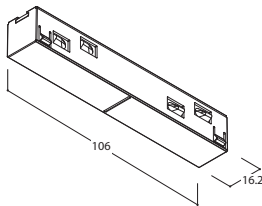
	1 m	2 m	3 m
WHITE	TR4147	TR4247	TR4347
BLACK	TR4126	TR4226	TR4326

ENDCAP



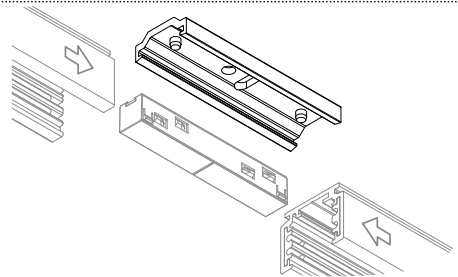
WHITE	TR4547
BLACK	TR4526

STRAIGHT ELECTRICAL COUPLER



WHITE	TR4847
BLACK	TR4826

MECHANICAL COUPLER

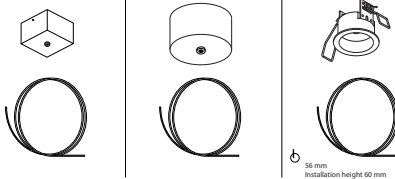


to join tracks in combination with straight electrical coupler

WHITE	TR4947
BLACK	TR4926

BASE + CABLE 2P

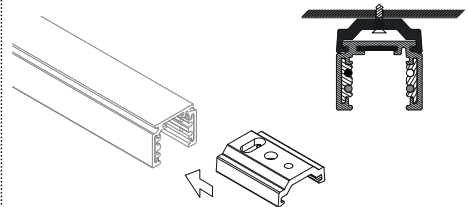
square round kosmos



56 mm
Installation height 60 mm

		2,25 m	4 m	6 m
WHITE	square	691050	691150	691250
	round	691049	691149	691249
	kosmos	691048	691148	691248
BLACK	square	691039	691139	691239
	round	691038	691138	691238
	kosmos	691037	691137	691237

CEILING FIXATION CLIP

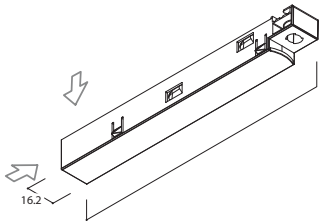


#clips / m track = rounded length of track in m + 1

WHITE	TR4447
BLACK	TR4426

48V TRACK SURFACE OR SUSPENSION MOUNTED

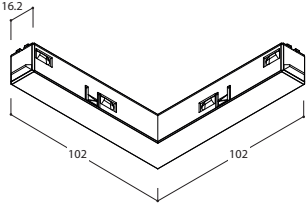
LIVE END



2 ways to supply track

		RIGHT	
WHITE		TR4747	
BLACK		TR4726	

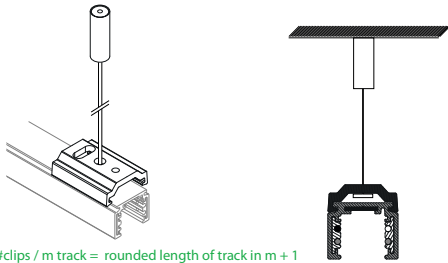
CORNER COUPLER



90° corners of tracks to be cutted on site

WHITE	TR4647
BLACK	TR4626

PENDANT CLIP + STEEL WIRE

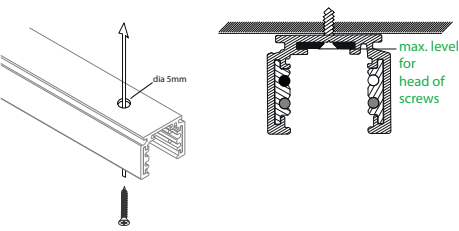


#clips / m track = rounded length of track in m + 1

	2,25 m	4 m	6 m
WHITE	TR4004	TR4005	TR4006
BLACK	TR4001	TR4002	TR4003



ALTERNATIVE FIXATION

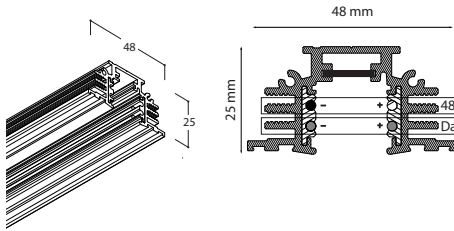


#screws / m track = rounded length of track in m + 1

max. level for head of screws

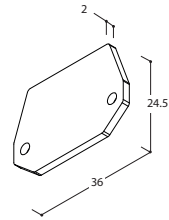
48V TRACK TRIMLESS

TRACK 48V RECESSED TRIMLESS



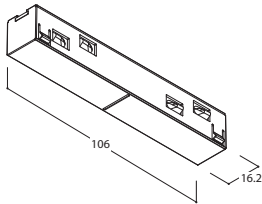
	1 m	2 m	3 m
WHITE	TR5147	TR5247	TR5347
BLACK	TR5126	TR5226	TR5326

ENDCAP



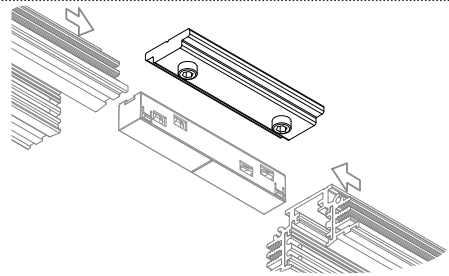
WHITE	TR5547
BLACK	TR5526

STRAIGHT ELECTRICAL COUPLER



WHITE	TR4847
BLACK	TR4826

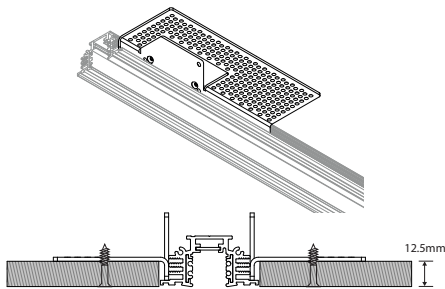
MECHANICAL COUPLER



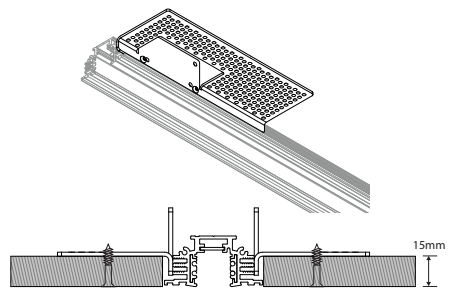
to join tracks in combination with straight electrical coupler

WHITE	TR5947
BLACK	TR5926

INSTALLATION in CEILING THICKNESS of 12.5MM



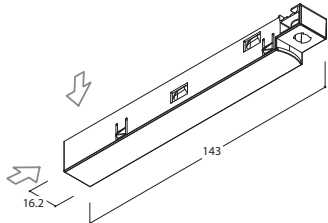
INSTALLATION in CEILING THICKNESS of 15MM



48V TRACK TRIMLESS

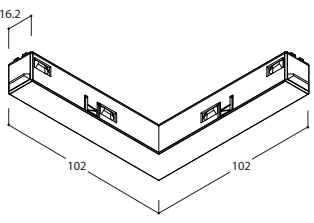
LIVE END

CORNER COUPLER



2 ways to supply track

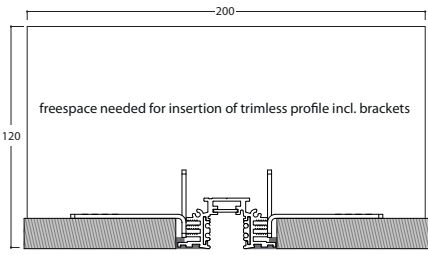
	RIGHT
WHITE	TR4747
BLACK	TR4726



90° corners of tracks to be cutted on site

WHITE	TR4647
BLACK	TR4626

INSTALLATION BRACKET




freespace needed for insertion of trimless profile incl. brackets

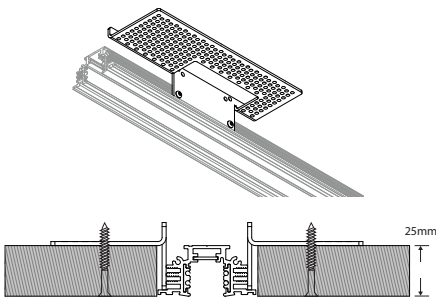
#bracket / m track = rounded length of track in m + 1

GALVANISED STEEL


TR5426



INSTALLATION in CEILING THICKNESS of 25MM

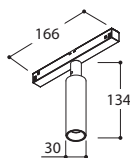


25mm



MAGNETIC LED 48V "SPOT" LUMINAIRES

NOBEL ELBOW SINGLE 48V




LUXEON M - 3,82W
400 lumen
CRI90
beam 36°
↔ 359° ↕ 90°

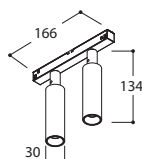


2700K	3000K	2700K	3000K
DALI			

BLACK	459626	459636	459625	459635
WHITE	459647	459657	459646	459656
BLACK + GOLD	459696	459686	459695	459685



NOBEL ELBOW DOUBLE 48V




LUXEON M - 2x 3,82W
2x 400 lumen
CRI90
beam 36°
↔ 359° ↕ 90°

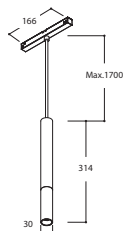


2700K	3000K	2700K	3000K
DALI			

BLACK	459624	459634	459623	459633
WHITE	459645	459655	459644	459654
BLACK + GOLD	459694	459684	459693	459683



NOBEL PI 48V



LUXEON M - 3,82W
400 lumen
CRI90
beam 36°



2700K	3000K	2700K	3000K
DALI			

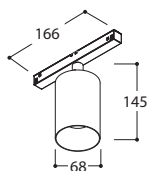
BLACK + MC* BLACK	418302	418316	418301	418315
WHITE + MC* WHITE	418334	418308	418333	418307
BLACK + GOLD	418396	418386	418395	418385
WHITE + BLACK FOCUS + MC* WHITE	418394	418387	418393	418485



* MC = Mainscord

MAGNETIC LED 48V "SPOT" LUMINAIRES

FUNNEL ELBOW SINGLE 48V



LUXEON M - 7,84W
755 lumen
CRI90
beam 36°
↻ 359° ↕ 40°

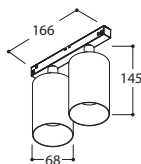


2700K	3000K	2700K	3000K
DALI			

BLACK	484926	484936	484925	484935
WHITE	484947	484957	484946	484956



FUNNEL ELBOW DOUBLE 48V



LUXEON M - 2x 7,84W
2x 755 lumen
CRI90
beam 36°
↻ 359° ↕ 40°

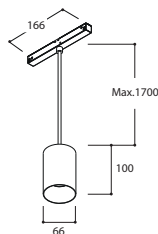


2700K	3000K	2700K	3000K
DALI			

BLACK	484924	484934	484923	484933
WHITE	484945	484955	484944	484914



FUNNEL SUSPENSION 48V



LUXEON M - 7,84W
755 lumen
CRI90
beam 36°



2700K	3000K	2700K	3000K
DALI			

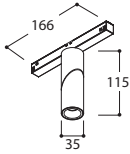
BLACK + MC* BLACK	484951	484952	484961	484962
WHITE + MC* WHITE	484953	484954	484963	484964



* MC = Mainscord

MAGNETIC LED 48V "SPOT" LUMINAIRES

MICROSCOOP SINGLE 48V



LUXEON M - 3,82W
 400 lumen
 CRI90
 beam 36°
 ↻ 359° TILT ↕ 90°

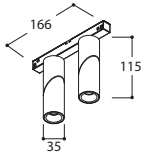


2700K	3000K	2700K	3000K
DALI			

BLACK	407326	407336	407325	407335
WHITE	407347	407357	407346	407356
BLACK + GOLD	407396	407386	407395	4073 85
WHITE + BLACK FOCUS	407391	407381	407390	407380



MICROSCOOP DOUBLE 48V



LUXEON M - 3,82W
 400 lumen
 CRI90
 beam 36°
 ↻ 359° TILT ↕ 90°



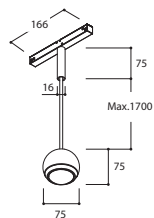
2700K	3000K	2700K	3000K
DALI			

BLACK	407324	407334	407325	407335
WHITE	407345	407355	407346	407356
BLACK + GOLD	407394	407384	407395	407385
WHITE + BLACK FOCUS	407389	407379	407390	407380



MAGNETIC LED 48V "SPOT" LUMINAIRES

BERRIER JUNIOR 48V



LUXEON M - 3,82W
400 lumen
CRI90
beam 60°



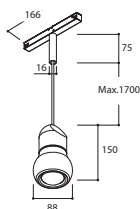
2700K	3000K	2700K	3000K
DALI			

BLACK + MC* BLACK	487302	487312	487301	487311
WHITE + MC* WHITE	487334	487324	487333	487323
BLACK + GOLD	487396	487386	487395	487385



* MC = Mainscord

KALEBAS LED 48V



LUXEON M - 3,82W
400 lumen
CRI90
beam 60°



2700K	3000K	2700K	3000K
DALI			

OAK + BRASS + MC* BLACK	488615	488620	488614	488619
OAK + BLACK + MC* BLACK	488626	488631	488625	488630
BLACK OAK + BLACK + MC* BLACK	488636	488641	488635	488640
OAK + WHITE + MC* WHITE	488647	488652	488646	488651
OAK + COPPER + MC* BLACK	488650	488655	488649	488654

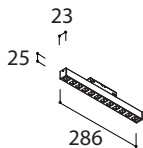


* MC = Mainscord



MAGNETIC LED 48V "LINEAIR" LUMINAIRES

MAGNETIC LED L286 <19 UGR



SMD LED

5,6W

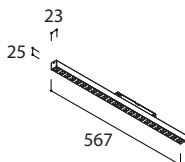
2700K = 502lumen / 3000K = 511lumen / 4000K = 547lumen

CRI90



	2700K	3000K	4000K	2700K	3000K	4000K
	DALI					
BLACK	446711	446709	446710	446705	446703	446704
WHITE	446765	446763	446764	446759	446757	446758

MAGNETIC LED L567 <19 UGR



SMD LED

10,2W

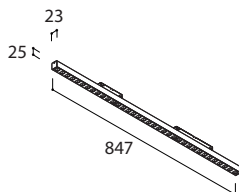
2700K = 1003lumen / 3000K = 1021lumen / 4000K = 1093lumen

CRI90



	2700K	3000K	4000K	2700K	3000K	4000K
	DALI					
BLACK	446723	446721	446722	446717	446715	446716
WHITE	446777	446775	446776	446771	446769	446770

MAGNETIC LED L847 <19 UGR



SMD LED

15,2W

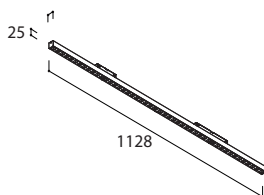
2700K = 1505lumen / 3000K = 1532lumen / 4000K = 1640lumen

CRI90



	2700K	3000K	4000K	2700K	3000K	4000K
	DALI					
BLACK	446735	446733	446734	446729	446727	446728
WHITE	446789	446787	446788	446783	446781	446782

MAGNETIC LED L1128 <19 UGR



SMD LED

18,2W

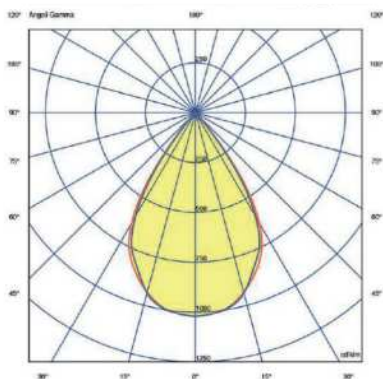
2700K = 1806lumen / 3000K = 1838lumen / 4000K = 1968lumen

CRI90



	2700K	3000K	4000K	2700K	3000K	4000K
	DALI					
BLACK	446747	446745	446746	446741	446739	446740
WHITE	446801	446799	446800	446795	446793	446794

MAGNETIC LED 48V "LINEAIR" LUMINAIRES



UGR
S = 0,250

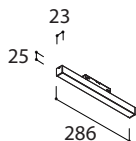
Reflectancies	UGR							
Ceiling/Cavity	0.7	0.7	0.5	0.5	0.3	0.7	0.7	0.5
Walls	0.5	0.3	0.5	0.3	0.3	0.5	0.3	0.5
WorkingPlane	0.2	0.2	0.2	0.2	0.2	0.2	0.2	0.2
RoomDimensions	Viewed Crosswise				Viewed Endwise			
x=2H y=2H	17.2	17.5	17.4	18.0	16.9	17.6	17.2	17.2
x=2H y=3H	17.0	17.6	17.3	17.9	16.8	17.4	17.1	17.1
x=2H y=4H	17.0	17.5	17.3	17.8	16.7	17.3	17.0	17.0
x=2H y=6H	16.9	17.4	17.2	17.7	16.6	17.2	17.0	17.0
x=2H y=8H	16.9	17.4	17.2	17.6	16.6	17.1	16.9	16.9
x=2H y=12H	16.8	17.3	17.2	17.6	16.6	17.0	16.9	16.9
x=4H y=2H	17.0	17.5	17.3	17.8	16.7	17.3	17.0	17.0
x=4H y=3H	16.8	17.3	17.2	17.6	16.6	17.0	16.9	16.9
x=4H y=4H	16.8	17.2	17.1	17.5	16.5	16.9	16.9	16.9
x=4H y=6H	16.7	17.0	17.1	17.4	16.4	16.8	16.8	16.8
x=4H y=8H	16.6	16.9	17.1	17.3	16.4	16.7	16.8	16.8
x=4H y=12H	16.6	16.9	17.0	17.3	16.3	16.6	16.8	16.8
x=8H y=4H	16.6	16.9	17.1	17.3	16.4	16.7	16.8	16.8
x=8H y=6H	16.5	16.8	17.0	17.2	16.3	16.5	16.7	16.7
x=8H y=8H	16.5	16.7	17.0	17.1	16.2	16.4	16.7	16.7
x=8H y=12H	16.5	16.6	16.9	17.1	16.2	16.4	16.7	16.7
x=12H y=4H	16.6	16.9	17.0	17.3	16.3	16.6	16.8	16.8
x=12H y=6H	16.5	16.7	17.0	17.1	16.2	16.4	16.7	16.7
x=12H y=8H	16.5	16.6	16.9	17.1	16.2	16.4	16.7	16.7

LOW UGR



MAGNETIC LED 48V "LINEAIR" LUMINAIRES

MAGNETIC LED L286 OPAL



SMD LED

6W

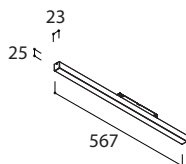
2700K = 481 lumen / 3000K = 490 lumen / 4000K = 525 lumen

CR190



	2700K	3000K	4000K	2700K	3000K	4000K
	DALI					
BLACK	446708	446706	446707	446702	446700	446701
WHITE	446762	446760	446761	446756	446754	446755

MAGNETIC LED L567 OPAL



SMD LED

11,9W

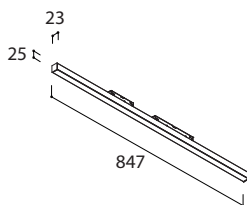
2700K = 987 lumen / 3000K = 1005 lumen / 4000K = 1078 lumen

CR190



	2700K	3000K	4000K	2700K	3000K	4000K
	DALI					
BLACK	446720	446718	446719	446714	446712	446713
WHITE	446774	446772	446773	446768	446766	446767

MAGNETIC LED L847 OPAL



SMD LED

17,8W

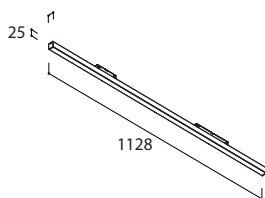
2700K = 1481 lumen / 3000K = 1508 lumen / 4000K = 1615 lumen

CR190



	2700K	3000K	4000K	2700K	3000K	4000K
	DALI					
BLACK	446722	446730	446731	446726	446724	446725
WHITE	446786	446784	446785	446780	446778	446779

MAGNETIC LED L1128 OPAL



SMD LED

23,8W

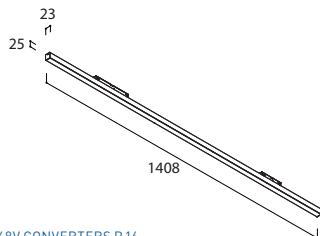
2700K = 1976 lumen / 3000K = 2011 lumen / 4000K = 2153 lumen

CR190



	2700K	3000K	4000K	2700K	3000K	4000K
	DALI					
BLACK	446744	446742	446743	446738	446736	446737
WHITE	446798	446796	446797	446792	446790	446791

MAGNETIC LED L1408 OPAL



SMD LED

29,8W

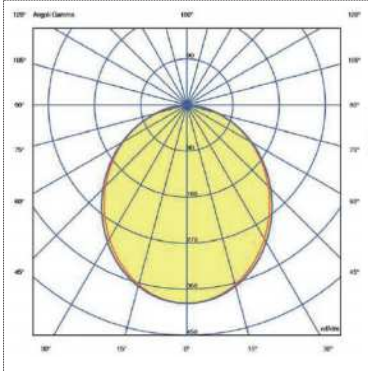
2700K = 2470 lumen / 3000K = 2514 lumen / 4000K = 2692 lumen

CR190



	2700K	3000K	4000K	2700K	3000K	4000K
	DALI					
BLACK	446753	446751	446752	446750	446748	446749
WHITE	446807	446805	446806	446804	446803	446802

MAGNETIC LED 48V "LINEAIR" LUMINAIRES







TECHNICAL INFO

48V CONSTANT VOLTAGE CONVERTERS

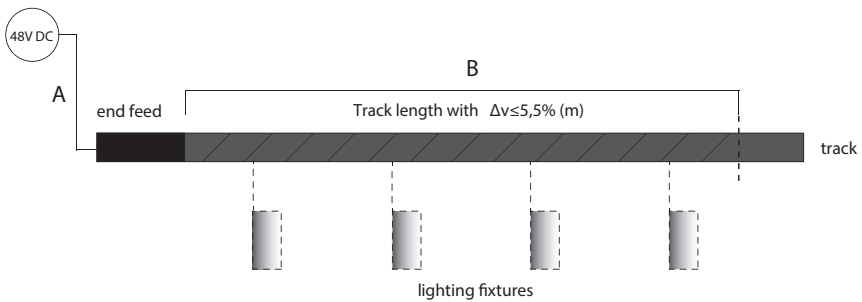
Art nr	Converter Type	Strain Relief	Application	Dimmable	Class	Input voltage (V)	IP
40034	CONVERTER 48V 50VA	NO	INDOOR	NO	II	88-264	20
40035	CONVERTER 48V 150VA	NO	INDOOR	NO	II	167-264	20

TAL TRACK 48V DROP VOLTAGE TABLE

Power supply (W)	A Distance power supply/feed unit (2 x 1,5mm ²)			
	5m	10m	20m	30m
	B Track length with $\Delta v \leq 5,5\%$ (m)			
	(m)	(m)	(m)	(m)
60	50	50	50	50
100	50	50	40	25
150	50	40	20	N/A
200	40	30	N/A	N/A
250	35	20	N/A	N/A

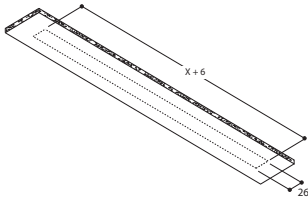
Information refers to a load equivalent to the power supplied and equally distributed on the relevant length in the table.

Power supply



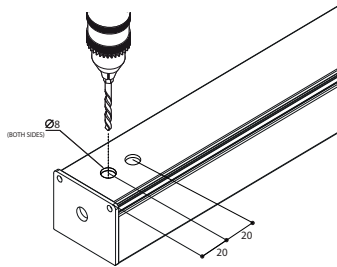
SURFACE MOUNTED INSTALLATION

- 1 DETERMIN POSITION OF PROFILE
26 x (X + 6)



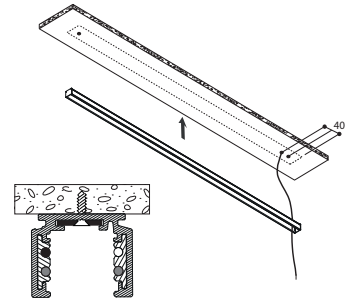
26 = width
X = length of profile measured without endcaps

- 2 PROFILE PREPARATION
HOLE FOR MOUNTING & CABLE
(use only flexible cable 8 or 4 x 1.55mm² VTMB)

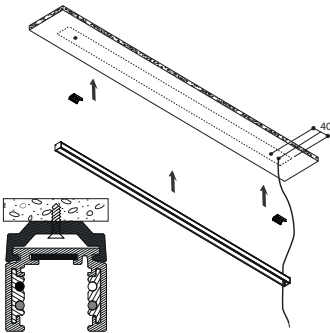


Debrurr hole in x outside

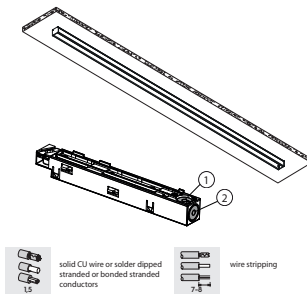
- 3 HOLE PREPARATIONS FOR MOUNTING PROFILE &
INTEGRATION OF THE CABLE
DIRECT FIXATION WITH SCREWS



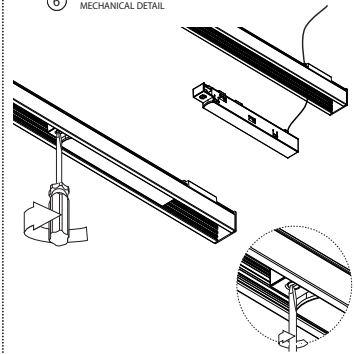
- 4 HOLE PREPARATION FOR MOUNTING CEILING FIXATION CLIP
FIX WITH SCREWS



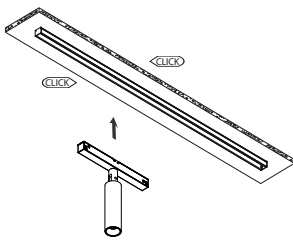
- 5 INSTALLING LIVE END
ELECTRIC DETAIL



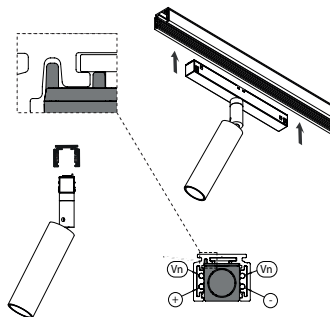
- 6 INSTALLING LIVE END
MECHANICAL DETAIL



- 7 SNAP IN LUMINAIR (MAGNETIC ATTRACTION)

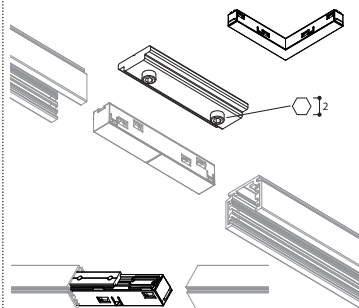


- 8 INSTALLING LUMINAIR
MAGNETIC ATTRACTION



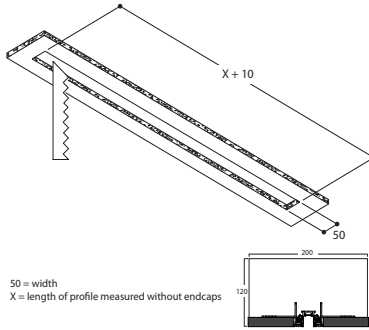
NOTE A: for track lengths >3m
USE MECHANICAL COUPLER & ELECTRIC COUPLER 180°

NOTE B: for 90° corners use electrical coupler
90° corners of track strobe cut on site (no mechanical coupler involved)

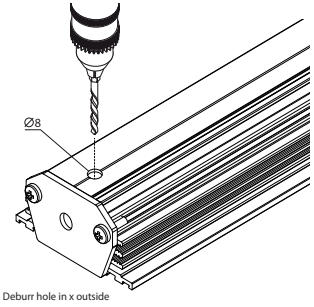


TRIMLESS INSTALLATION

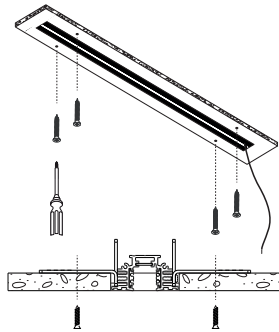
- ① CUTOUT FOR PROFILE
 $50 \times (X + 10)$
 INSTALLATION HEIGHT 120



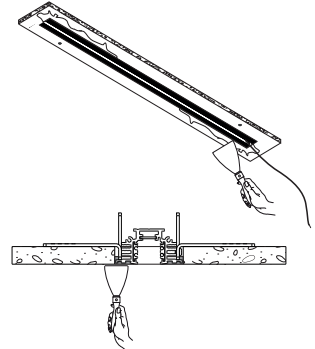
- ② PROFILE PREPARATION
 HOLE FOR CABLE (use only flexible cable 8 or 4 x 1.55mm² VTMB)



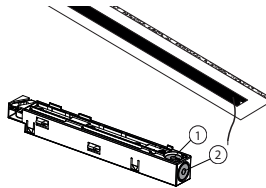
- ④ FIX MOUNTING BRACKETS WITH SCREWS



- ⑤ PLASTERING AND SANDING SURFACE



- ⑦ INSTALLING LIVE END
 ELECTRIC DETAIL

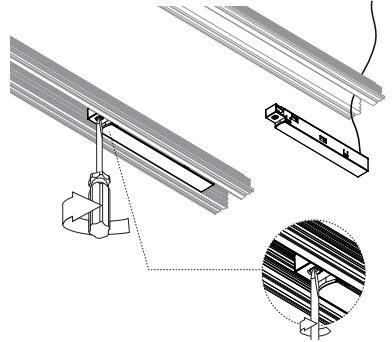


solid CU wire or solder dipped
 stranded or bonded stranded
 conductors



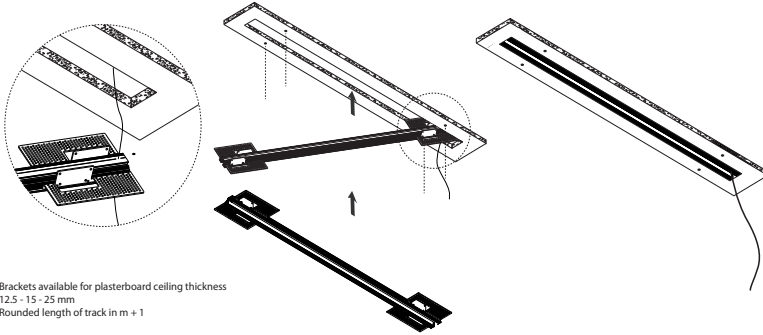
wire stripping

- ⑧ INSTALLING LIVE END
 MECHANICAL DETAIL



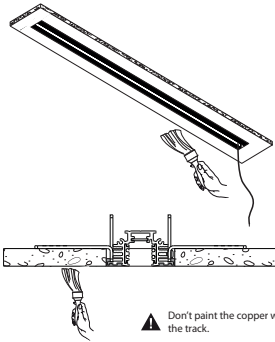
TRIMLESS INSTALLATION

- 3 POSITIONING PROFILE AND CABLE
MARK ALL HOLES FOR MOUNTING BRACKETS



Brackets available for plasterboard ceiling thickness
12.5 - 15 - 25 mm
Rounded length of track in m + 1

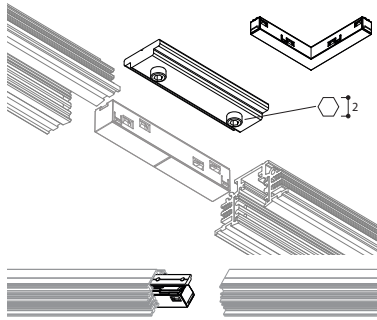
- 6 PAINTING SURFACE



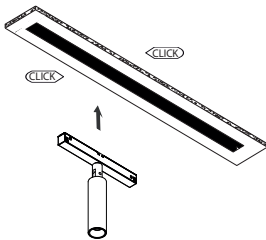
⚠ Don't paint the copper wires inside the track.

NOTE A: for track lengths >3m
USE MECHANICAL COUPLER & ELECTRIC COUPLER 180°

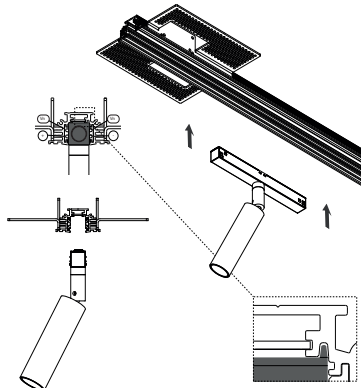
NOTE B: for 90° corners use electrical coupler
90° corners of track strobe cut on site (no mechanical coupler involved)



- 9 SNAP IN LUMINAIRE (MAGNETIC ATTRACTION)



- 10 INSTALLING LUMINAIRE (MAGNETIC ATTRACTION)



www.tal.be



Tal nv
Moortelmeers 23
8740 Pittem
Belgium

E. ino@tal.be

T. +32 (0)51464341

44-8V