

The New 2022 Collection

ARKOSLIGHT

LIGHT&LIFE
— DESDE 1984 —

ARKOSLIGHT

The Home of Light

EL HOGAR DE LA LUZ ES EL LUGAR QUE ALBERGA NUESTRA ESENCIA Y EXPRESA NUESTROS PRINCIPIOS A TRAVÉS DE UNA ARQUITECTURA MODERNA, ELEGANTE Y MINIMALISTA. EL DISEÑADOR, FRANCESC RIFÉ, Y EL ARQUITECTO, VÍCTOR GARCÍA, NO TUVIERON DUDA EN DOTARLO DE UNA ESTÉTICA SOBRIA Y ATEMPORAL DONDE LA LUZ ARTIFICIAL Y NATURAL CONVIVEN EN EQUILIBRIO. LA SERENIDAD QUE TRANSMITE EL ESPACIO GENERA EL BIENESTAR NECESARIO PARA EL ENTORNO DE TRABAJO. AL MISMO TIEMPO, LA TRANSICIÓN CON EL ESPACIO EXPOSITIVO ES NATURAL DANDO PASO A LA INSPIRACIÓN CREATIVA A TRAVÉS DE NUESTROS PRODUCTOS. NUESTRA ENERGÍA SE PLASMA EN UNA INFRAESTRUCTURA QUE SE RENUEVA AÑO TRAS AÑO. POR ELLO, ARKOSLIGHT APUESTA POR UN HOGAR QUE CRECE A LA PAR QUE LA PROYECCIÓN DE LA FIRMA: VANGUARDISTA, SOSTENIBLE E INNOVADORA.

The Home of Light is the place which houses our essence and expresses our principles through an elegant and minimalist modern architecture. The designer, Francesc Rifé, and the architect, Víctor García, did not have the slightest hesitation in giving it a sober and timeless aesthetic where artificial and natural light coexist in balance. The serenity which the space conveys generates the necessary well-being for the work environment. At the same time, the transition with the exhibition space is natural, succumbing to creative inspiration through our products. Our energy is embodied in an infrastructure that is renewed year after year. For that reason, Arkoslight is committed to a household which grows together with the vision of the company: avant-garde, sustainable and innovative.

Le Foyer de la Lumière est le lieu qui héberge notre essence et exprime nos principes à travers une architecture moderne, élégante et minimaliste. Francesc Rifé, le designer, et Víctor García, l'architecte, n'ont pas hésité à le doter d'une esthétique sobre et intemporelle où lumière artificielle et naturelle coexistent en équilibre. La sérénité diffusée dans l'espace génère le bien-être requis par un lieu de travail. En même temps, la transition avec l'espace de présentation se fait naturellement, donnant ainsi libre cours à l'inspiration créative à travers nos produits. Notre énergie se traduit dans une infrastructure se renouvelant d'année en année. Pour cela, Arkoslight a misé sur un foyer qui évolue au même rythme que les perspectives de l'entreprise : avant-gardiste, durable et innovante.

La Casa della Luce è il luogo che ospita la nostra essenza ed esprime i nostri principi mediante un'architettura moderna, elegante e minimalista. Il progettista, Francesc Rifé, e l'architetto, Víctor García, non hanno avuto dubbi al momento di dotarlo di un'estetica sobria e atemporale, nella quale la luce artificiale e quella naturale convivono in equilibrio. La serenità che trasmette lo spazio genera il benessere necessario per l'ambiente di lavoro. Allo stesso tempo, la transizione allo spazio espositivo è naturale, giacché cede il passo all'ispirazione creativa mediante i nostri prodotti. La nostra energia si esprime in un'infrastruttura che si rinnova tutti gli anni. Per questa ragione, Arkoslight punta su una casa che cresce assieme alla proiezione della ditta: all'avanguardia, sostenibile e innovatrice.

Das Home of Light ist der Ort, der unser Wesen beherbergt und unsere Prinzipien durch elegante und minimalistische moderne Architektur zum Ausdruck bringt. Der Designer Francesc Rifé und der Architekt Víctor García zögerten nicht, dem Gebäude eine nüchterne und zeitlose Ästhetik zu verleihen, in der künstliches und natürliches Licht in einem ausgewogenen Verhältnis nebeneinander stehen. Die Gelassenheit, die der Raum vermittelt, sorgt für das nötige Wohlbefinden am Arbeitsplatz. Gleichzeitig ist der Übergang in den Ausstellungsraum ganz natürlich und gibt den Weg frei für kreative Inspiration durch unsere Produkte. Unsere Energie äußert sich in einer Infrastruktur, die Jahr für Jahr erneuert wird. Aus diesem Grund setzt Arkoslight auf ein Zuhause, dass mit der Projektion des Unternehmens wächst: avantgardistisch, nachhaltig und innovativ.

Light & Life

ARKOSLIGHT COMO FIRMA -PRODUCTORA DE ILUMINACIÓN TÉCNICA PARA LA ARQUITECTURA- ENTIENDE LA LUZ COMO UN ELEMENTO FUNDAMENTAL EN LA VIDA. POR ÉLLO, SINTETIZAMOS ESTA FILOSOFÍA EN LUMINARIAS QUE CONVIVAN EN PERFECTA CONSONANCIA CON EL ESPACIO.

LA LUZ ES UN ELEMENTO ESENCIAL QUE INCIDE EN LA ARQUITECTURA DEFINIENDO VOLÚMENES, ENCUNTROS Y TEXTURAS. QUEREMOS LLEGAR MUCHO MÁS ALLÁ PROMOVRIENDO SENSACIONES Y EMOCIONES PARA QUE LA ILUMINACIÓN SEA EL DIÁLOGO ENTRE LAS PERSONAS Y LO QUE SUCEDE EN LOS ESPACIOS QUE HABITAN. DESDE LOS PRIMEROS TRAZOS, NUESTRAS LUMINARIAS SE CONCIBEN COMO TESTIGOS DEL PASO DEL TIEMPO ACOMPAÑANDO A LAS PERSONAS DURANTE TODA SU VIDA.

Arkoslight as a company -manufacturer of technical lighting for architecture - understands light as a fundamental element in life. For that reason, this philosophy is synthesised in luminaires which coexist in perfect harmony with the space. Light is an essential element which influences architecture by defining volumes, visual appeal and textures. We want to go so much further, fostering sensations and emotions so that lighting becomes a dialogue between people and whatever happens in the spaces they inhabit. From the very first outlines, our luminaires are designed as witnesses to the passing of time, accompanying people throughout their lives.

En tant qu'entreprise productrice d'éclairage technique pour l'architecture, Arkoslight voit la lumière comme un élément fondamental de la vie. C'est pourquoi nous synthétisons cette philosophie dans des luminaires qui sont en parfait accord avec l'espace.

La lumière est un élément essentiel avec une incidence sur l'architecture : elle définit les volumes, les assemblages et les textures. Nous souhaitons aller bien au-delà de la promotion des sensations et émotions, pour faire de l'éclairage un dialogue entre les personnes et ce qui survient dans les espaces qu'ils habitent. Dès les premiers traits de conception, nos luminaires sont conçus comme des témoins du temps qui passe, accompagnant les personnes tout au long de leur vie.


La ditta Arkoslight, produttrice di illuminazione tecnica per l'architettura, concepisce la luce come elemento fondamentale della vita. Per questa ragione, sintetizziamo tale filosofia in apparecchi di illuminazione che possono convivere in perfetta armonia con lo spazio.

La luce è un elemento essenziale che incide sull'architettura, giacché ne definisce volumi, punti di fuga e consistenze. Ma noi vogliamo andare oltre, promuovendo sensazioni ed emozioni che rendano l'illuminazione una forma di dialogo tra le persone e ciò che accade negli spazi che abitano. I nostri apparecchi di illuminazione sono concepiti fin dai primi tratti come testimoni del passare del tempo, per accompagnare le persone lungo tutta la loro vita.

Arkoslight als Hersteller von technischer Beleuchtung für die Architektur versteht Licht als grundlegendes Element des Lebens. Deshalb fassen wir diese Philosophie in Leuchten zusammen, die sich perfekt in den Raum einfügen.

Licht ist ein wesentliches, beeinflussendes Element für die Architektur, indem es Volumen, Begegnungen und Texturen definiert. Wir wollen noch viel weiter gehen, indem wir Eindrücke und Emotionen fördern, so dass die Beleuchtung zum Dialog zwischen den Menschen und dem, was in den von ihnen bewohnten Räumen geschieht.

Von den ersten Strich an sind unsere Leuchten als Zeugen der Zeit konzipiert, die den Menschen durch sein Leben begleiten.



Design Culture

HEMOS LOGRADO DESARROLLAR UN LENGUAJE DE DISEÑO ÚNICO QUE AÚNA LA INNOVACIÓN TECNOLÓGICA CON NUESTRO “SAVOIR FAIRE”. CADA LUMINARIA QUE SE PRODUCE EN NUESTRAS INSTALACIONES REFLEJA LA CUIDADOSA ATENCIÓN AL MÍNIMO DETALLE. NUESTRA IDIOSINCRASIA IMPREGNA EL PRODUCTO EN CADA UNA DE SUS FASES ALCANZANDO ATEMPORALIDAD Y EXCELENCIA EN CADA UNO DE ELLOS. COMO RESULTADO, ARKOSLIGHT CONCIBE UN FUTURO LIGADO A LOS PRINCIPIOS DE SOSTENIBILIDAD, INNOVACIÓN, CALIDAD Y DISEÑO.

We have succeeded in developing a unique design language which merges technological innovation with our “savoir faire”. Each luminaire produced in our facilities reflects our careful attention to the very last detail. Our idiosyncrasy imbues the product in each of its stages, obtaining timelessness and excellence in each product. As a result, Arkoslight envisions a future tied to the principles of sustainability, innovation, quality and design.

Nous sommes parvenus à développer un langage de conception unique combinant l'innovation technique à notre savoir-faire. Chaque luminaire produit dans nos installations reflète l'attention portée aux moindres détails. Tout au long de leur production, nos produits s'imprègnent de notre identité, qui confère à chacun d'entre eux intemporalité et excellence. Ainsi, Arkoslight conçoit un futur fondé sur les principes de durabilité, innovation, qualité et design.

Siamo riusciti a sviluppare un linguaggio di design unico, che riunisce l'innovazione tecnologica e il nostro “savoir faire”. Ogni apparecchio di illuminazione prodotto nelle nostre strutture rispetta un'accurata attenzione al minimo particolare. La nostra idiosincrasia impregna i prodotti in ognuna delle loro fasi, donando a ognuno di essi atemporalità ed eccellenza. Di conseguenza, Arkoslight concepisce un futuro legato ai principi di sostenibilità, innovazione, qualità e design.

Es ist uns gelungen, eine einzigartige Designsprache zu entwickeln, die technologische Innovation mit unserem “Savoir Faire” verbindet. Jede Leuchte, die in unseren Werken hergestellt wird, spiegelt eine sorgfältige Liebe bis ins kleinste Detail wider. Unsere Eigenart durchdringt das Produkt in jeder seiner Phasen und erreicht in jeder von ihnen Zeitlosigkeit und Exzellenz. Daher sieht Arkoslight eine Zukunft, die mit den Grundsätzen der Nachhaltigkeit, der Innovation, der Qualität und des Designs verbunden ist.



+

Light

—

CO₂

Photography: Borja Alcarria

90%

El 90% del impacto medioambiental de las luminarias Arkoslight deriva de su uso.

Aluminio en luminarias:

30% Reciclado, **100%** Reciclable

Papel en el packaging:

75% reciclado, **100%** reciclable

174 lm/W

Arkoslight utiliza LED y ópticas con una alta eficacia de hasta 174 lm/W. Los diseños se calculan con la cantidad mínima necesaria de aluminio para que el calor se disipe correctamente.

Realizamos simulaciones que reflejan con qué temperaturas óptimas trabaja el LED. Aproximadamente un **30%** menos de material por luminaria con este protocolo.

ahorro

Nuestro controlador ((®)) ARK Control permite automatizar y programar sistemas de iluminación *ad-hoc* o con *Smart Lighting*, mejorando el ahorro energético.

60.000 horas de vida

Utilizamos LED y drivers que aseguran un ciclo vital duradero que llega a superar las 60.000 horas de vida conservando más del 80% de su flujo luminoso.

actualización

Nuestro departamento técnico revisa y actualiza los equipos anualmente para mejorar las prestaciones de nuestros productos.

FSC®

El papel utilizado para producir este catálogo proviene de bosques gestionados de forma responsable y de otras fuentes controladas que garantizan la protección del medioambiente.

More light with a smaller carbon footprint

90% of the environmental impact of lighting is derivative from their use. That's why, Arkoslight:

- Uses high efficacy LED and optics up to **174 lm/W**.
- Includes system drivers to improve savings. ⁽¹⁰⁾*
- We use LED and drivers and ensure a long-life cycle which exceeds a lifetime of **60,000 hours** of life while retaining more than 80% of its luminous flux.
- The Technical Department tests and updates the equipment annually.

* ARK Control: accessories for automation and programming through *ad-hoc* systems or with Smart Lighting.

ENVIRONMENTALLY FRIENDLY LIGHTING

Aluminium in lamps

- **30%** recycled
- **100%** recyclable

Paper in packaging

- **75%** recycled
- **100%** recyclable

The designs are calculated with the minimal amount of aluminium necessary for the heat to dissipate correctly. The simulations reflect the optimum temperatures at which the LED works.

- **30%** less material per luminaire with this protocol.

MANUAL MANUFACTURE TO REDUCE EMISSIONS

The handcrafted assembly of our products prevents direct emission of greenhouse gases into the atmosphere.

FSC®

The paper used to produce this catalogue comes from responsibly managed forests and other controlled sources which ensures the protection of the environment.

Augmentez votre luminosité en réduisant votre empreinte carbone

90 % de l'impact environnemental des éclairages découle de leur emploi. C'est pourquoi Arkoslight :

- Utilise des LED et lentilles optiques à haute efficacité atteignant **174 lm/W**.
- Inclut des régulateurs de système afin d'accroître votre économie. ⁽¹⁰⁾*
- Nous employons des LED et drivers, assurant ainsi un long cycle de vie pouvant dépasser les **60 000 heures**, tout en conservant plus de 80 % de son flux lumineux.
- Tous les ans, le Service technique révisé et actualise l'équipement.

* ARK Control : options d'automatisation et de programmation grâce à des systèmes *ad hoc* ou à *Smart Lighting*.

DES ÉCLAIRAGES RESPECTUEUX DE L'ENVIRONNEMENT

Aluminium des luminaires

- **30 %** recyclé
- **100 %** recyclable

Papier d'emballage

- **75 %** recyclé
- **100 %** recyclable

Afin que la chaleur se dissipe correctement, nos éclairages sont conçus avec la quantité minimale requise d'aluminium. Les simulations reflètent les températures optimales de fonctionnement des LED.

- Ce protocole requiert **30 %** moins de matière par éclairage.

ENSEMBLE, FAISONS DES EFFORTS POUR RÉDUIRE LES ÉMISSIONS DE GAZ À EFFET DE SERRE

L'assemblage à la main de nos produits évite l'émission directe de gaz à effet de serre dans l'atmosphère.

FSC®

Le papier employé pour la réalisation de ce catalogue provient de forêts gérées de manière écoresponsable et d'autres sources contrôlées afin de lutter pour la protection de l'environnement.

Più luce con una minor impronta di carbonio

90% dell'impatto ambientale dell'illuminazione è conseguenza dell'utilizzo della stessa. Per questa ragione, Arkoslight:

- Utilizza LED e ottiche ad alta efficienza, fino a **174 lm/W**.
- Comprende controllori di sistema, per incrementare il risparmio. ⁽¹⁰⁾*
- Impieghiamo LED e drivers che assicurano un ciclo vitale durevole, superiore alle **60.000 ore** di vita utile, conservando oltre l'80% del flusso luminoso.
- Il Dipartimento tecnico controlla e aggiorna annualmente i dispositivi.

* ARK Control: extra per l'automatizzazione e la programmazione mediante sistemi *ad-hoc* o *Smart Lighting*.

L'ILLUMINAZIONE CHE RISPETTA L'AMBIENTE

Alluminio per l'illuminazione

- **30%** Riciclato
- **100%** Riciclabile

Carta per il packaging

- **75%** riciclato
- **100%** riciclabile

I calcoli per la progettazione si eseguono in base alla minima quantità necessaria di alluminio, affinché il calore possa dissiparsi correttamente. Le simulazioni indicano la temperatura ottimale di funzionamento del LED.

- **30%** meno di materiale per ogni illuminazione, grazie a questo protocollo.

LAVORIAMO CON LE MANI PER RIDURRE LE EMISSIONI

L'assemblaggio manuale dei nostri prodotti evita l'emissione diretta nell'atmosfera di gas ad effetto serra.

FSC®

La carta impiegata per la pubblicazione di questo catalogo proviene da boschi gestiti in modo responsabile e da altre fonti controllate, che garantiscono la protezione dell'ambiente.

Mehr Licht mit geringerem Kohlenstoff-Spur

90 % der Umweltauswirkungen von Leuchten ergeben sich aus ihrer Verwendung. Daher:

- verwendet Arkoslight LED und Optiken mit einer hohen Lichtausbeute von bis zu **174 lm/W**,
- setzt Arkoslight System-Steuergeräte ein, um der Verbrauch weiter zu verringern. ⁽¹⁰⁾*
- Wir verwenden LED und Treiber, die eine lange **Lebensdauer von mehr als 60.000 Stunden** gewährleisten und dabei mehr als 80 % ihres Lichtstroms behalten.
- Die technische Abteilung überprüft und aktualisiert die Ausrüstung jährlich.

* ARK Control: Extras für die Automatisierung und Programmierung über *Ad-hoc*-Systeme oder mit *Smart Lighting*.

UMWELTFREUNDLICHE LEUCHTEN

Aluminium in Leuchten

- **30 %** recycelt
- **100 %** recycelbar

Papier in der Verpackung

- **75 %** recycelt
- **100 %** recycelbar

Die Entwürfe werden mit der Mindestmenge an Aluminium berechnet, die für eine angemessene Wärmeableitung erforderlich ist. Die Simulationen spiegeln die optimalen Temperaturen wider, bei denen die LED funktioniert.

- **30 %** weniger Material pro Leuchte bei dieser Vorgehensweise

WIR ARBEITEN, UM DIE EMISSIONEN ZU REDUZIEREN

Durch die Handmontage unserer Produkte wird die direkte Emission von Treibhausgasen in die Atmosphäre vermieden.

FSC®

Das für die Herstellung dieses Katalogs verwendete Papier stammt aus verantwortungsvoll bewirtschafteten Wäldern und anderen kontrollierten Quellen, die den Schutz der Umwelt gewährleisten.



Design Awards

ARKOSLIGHT HA SIDO GALARDONADA CON 72 PREMIOS INTERNACIONALES AL DISEÑO DE SUS PRODUCTOS EN LOS ÚLTIMOS 9 AÑOS. ESTOS SELLOS SON UN RECONOCIMIENTO EXTERNO A LA FIRMA Y SUS LUMINARIAS; UNA MARCA DE CALIDAD OTORGADA POR ALGUNOS DE LOS MÁS DESTACADOS PROFESIONALES DEL SECTOR DE LA ILUMINACIÓN, EL DISEÑO Y LA ARQUITECTURA QUE FORMAN LOS DIFERENTES JURADOS DE ESTOS CERTÁMENES.

Arkoslight has won 72 international awards for the design of its products over the last 9 years. These marks are an external recognition of the company and its luminaires; a mark of quality granted by some of the most outstanding professionals from the lighting, design and architecture sectors, who stand on the different juries for these awards.

Arkoslight a remporté 72 prix internationaux qui ont couronné le design de ses produits lors des 9 dernières années. Ces labels sont une reconnaissance de la marque et de ses luminaires ; un prix à la qualité décerné par d'éminents professionnels du secteur de l'éclairage, du design et de l'architecture, membres des jurys des différents concours.

Arkoslight è stata premiata con 72 premi internazionali per il design dei suoi prodotti negli ultimi 9 anni. Questi marchi sono un riconoscimento esterno all'azienda e i suoi apparecchi di illuminazione; un marchio di qualità conferito da alcuni dei più rinomati professionisti del settore dell'illuminazione, del design e dell'architettura che fanno parte delle varie giurie di questi concorsi.

Arkoslight wurde für seine Produkte in den vergangenen 9 Jahren mit 72 internationalen Designpreisen ausgezeichnet. Diese Awards sind eine externe Anerkennung der Firma und ihrer Leuchten, ein Gütesiegel, das von einigen der herausragendsten Fachleute aus den Branchen Beleuchtung, Design und Architektur verliehen wurde, die in den Jurys dieser Wettbewerbe vertreten sind.



RED DOT DESIGN AWARD

2021_ALASKA BIG
2021_UP
2020_MINIMAL TRACK
Lighting Category
2020_MINIMAL TRACK
Innovative Product
2019_ART
2016_DRUM
2015_SWAP
2014_LARK-111
2014_SLIMGOT



IF DESIGN AWARD

2020_RHINO
2019_BLACK FOSTER
2017_SHOT LIGHT
2017_IO
2016_FLAP
2015_SALT
2014_SLIMGOT
2014_ZEN



GERMAN DESIGN AWARD

2019_SIX
2016_THOR Selection
2016_SPIN Selection
2016_SALT Selection
2016_SWAP Selection
2016_LARK-111 Selection
2016_SLIMGOT Selection



EUROPEAN PRODUCT DESIGN AWARD

2021_ALASKA BIG
2021_UP
2020_MINIMAL TRACK
Honorable Mention
2020_RHINO
Honorable Mention
2019_TOP
2018_POP UP



DELTA AWARDS

2020_ART Bronze
2020_MINIMAL TRACK Bronze
2018_SHOT LIGHT Selection
2018_POINTER Silver
2016_IO Silver
2014_STRAM Selection
2014_AURAE Selection
2013_ZEN Selection
2012_LEX Selection



DESIGN PLUS

2016_FLAP
2012_LEX



ARCHIPRODUCTS DESIGN AWARDS

2021_UP
2020_MINIMAL TRACK
2019_ART
2018_TOP
2017_POINTER



GOOD DESIGN

2018_SIX
2017_IO



A'DESIGN AWARD

2016_FLAP Bronze
2016_DRUM Bronze
2015_SPIN Gold
2015_SKY Silver
2015_THOR Silver
2015_DROP Iron
2014_ZEN Bronze



FX AWARD

2021_TOP FANCY SHAPE Selection
2021_ALASKA FAMILY Selection
2020_MINIMAL TRACK
2019_ART Selection
2019_PLUS Selection



PREMIOS ADCV

2019_ART Silver
2019_PLUS Gold
2017_IO Gold
2017_FLAP Silver



ICONIC AWARDS

2017_SHOT LIGHT
2017_PUCK
2017_OLYMPIA Selection
2016_THOR
2016_SPIN



BOY AWARD

2019_BLACK FOSTER
Honorable Mention



PREMIO BID

2014_ZEN Selection



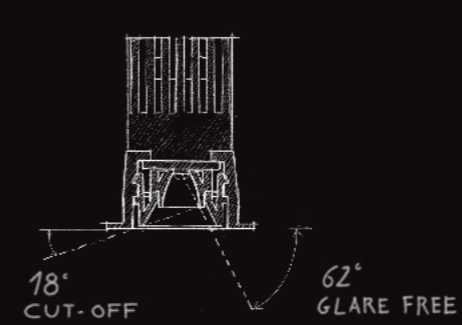
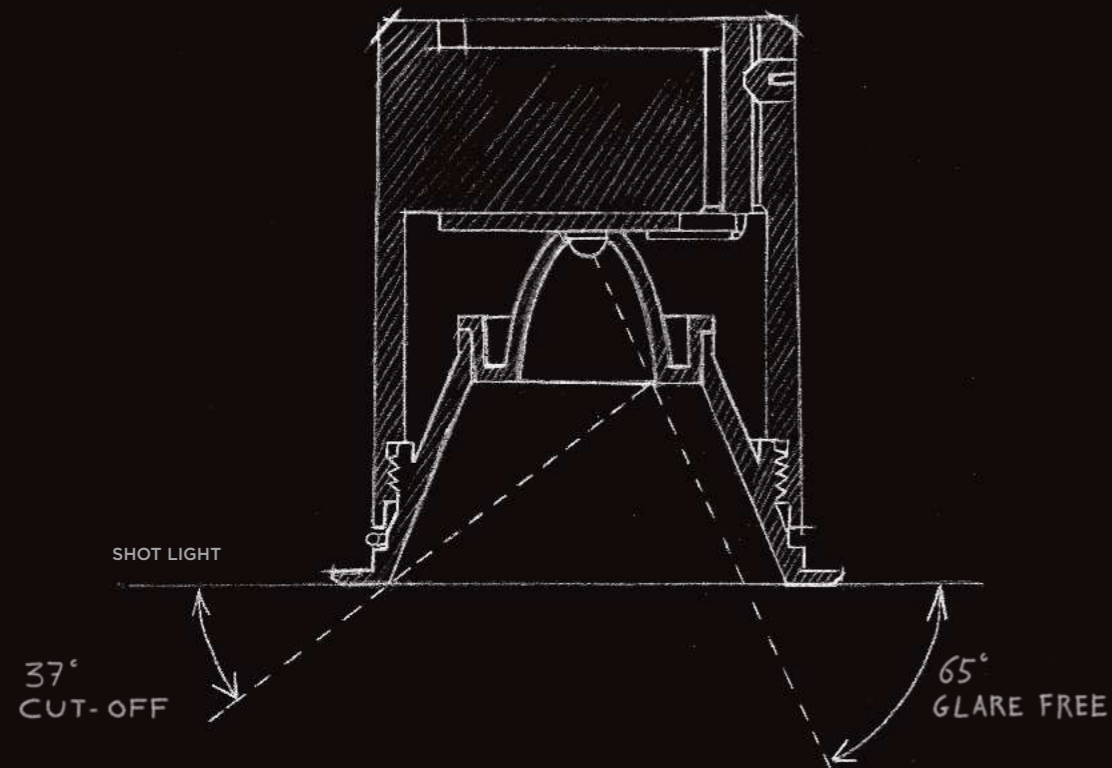
SBID AWARDS

2020_RHINO Selection

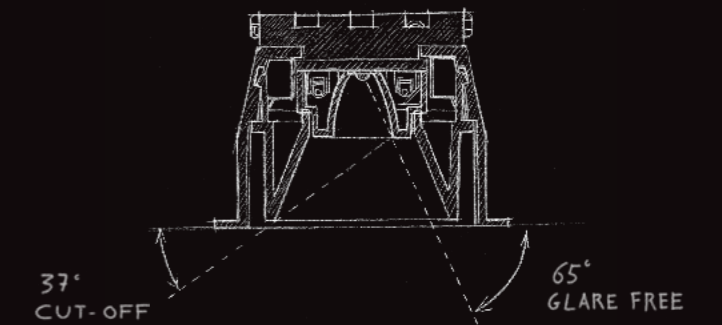
The Invisible Black

BLACK FOSTER · SHOT LIGHT · ART

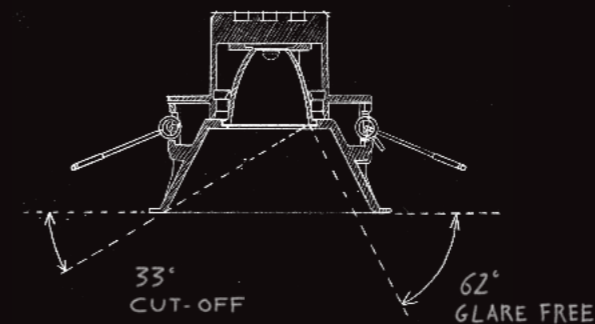
THE
INVISIBLE
BLACK



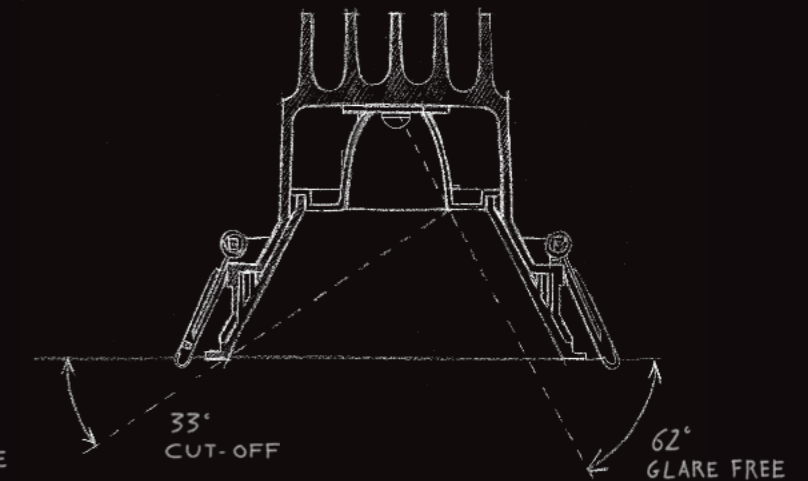
BLACK FOSTER MICRO



BLACK FOSTER



SHOT LIGHT M



SHOT LIGHT BIG

GRACIAS A UN REFLECTOR ESPECÍFICAMENTE DISEÑADO, LOS RAYOS DE LUZ NO BAÑAN LA LUMINARIA Y SE ENCAUZAN DIRECTAMENTE AL EXTERIOR SIN TOCAR LA PANTALLA. POR ELLO, EL EFECTO 'THE INVISIBLE BLACK' HACE QUE, ENCENDIDA O APAGADA, LA LUMINARIA CONSERVE SIEMPRE LA MISMA APARIENCIA. EL ORIGEN DE LA LUZ NO SE APRECIA DESDE PRÁCTICAMENTE NINGUNA POSICIÓN NATURAL DEL OBSERVADOR, EL DESLUMBRAMIENTO SE ELIMINA Y EL CONFORT VISUAL ES MÁXIMO.

Thanks to a specifically designed reflector, light rays do not bathe the light fitting and are channelled directly to the outside without touching the screen. For this reason, the 'The Invisible Black' effect ensures that, switched on or off, the light fitting always retains the same appearance. The origin of the light is not seen from practically any natural position of the observer, glare is eliminated and visual comfort is maximum.

Grâce à un réflecteur spécialement conçu, les rayons lumineux ne baignent pas le luminaire et sont dirigés directement vers l'extérieur sans effleurer l'abat-jour. C'est pourquoi l'effet « The Invisible Black » permet au luminaire, allumé ou éteint, de conserver toujours la même apparence. La source de lumière est pratiquement imperceptible quelle que soit la position naturelle de l'observateur, l'éblouissement est inexistant et le confort visuel est au plus haut degré.

Grazie ad un riflettore appositamente studiato, i raggi luminosi non irradiano la lampada e vengono convogliati direttamente verso l'esterno senza toccare lo schermo. Per questo l'effetto "The Invisible Black" fa sì che, accesa o spenta, la lampada mantenga sempre lo stesso aspetto. L'origine della luce non si apprezza praticamente da nessuna posizione naturale dell'osservatore, l'abbagliamento è eliminato e il comfort visivo è massimo.

Dank eines speziell entwickelten Reflektors streifen die Lichtstrahlen nicht die Leuchte und werden direkt nach außen geleitet, ohne den Lampenschirm zu berühren. Deshalb sorgt der „The Invisible Black“-Effekt dafür, dass die Leuchte immer gleich aussieht, egal ob sie ein- oder ausgeschaltet ist. Die Lichtquelle ist aus nahezu jeder natürlichen Position des Betrachters nicht sichtbar, Blendung wird vermieden und der Sehkombfort wird maximiert.



HIGHLIGHTS



Black Foster Micro_P.035

Black Foster Micro es una proeza de ingeniería que traslada el aclamado efecto 'The Invisible Black' a una luminaria de empotramiento hiper-reducida. El downlight conserva unos altos niveles de apantallamiento, llevando el confort lumínico a otro nivel en términos de miniaturización. Está disponible en diferentes disposiciones: linealmente de 3 o 5 y en cuadrícula de 2x2 o 3x3.

Black Foster Micro is a feat of engineering which brings the acclaimed 'The Invisible Black' effect in a hyper-reduced recessed luminaire. The downlight retains high levels of shielding, taking lighting comfort to another level as regards miniaturisation. It is available in different layouts: 3 or 5 linear and in 2x2 or 3x3 grid distribution.

Black Foster Micro est une prouesse de l'ingénierie qui applique le célèbre effet « The Invisible Black » à un luminaire encastré hyper-réduit. Ce downlight garde un haut niveau de blindage, portant le confort

lumineux à un autre niveau en termes de miniaturisation. Différentes dispositions disponibles : linéaire de 3 ou 5 et en carré de 2x2 ou 3x3.

Black Foster Micro è un'impresa dell'ingegneria che trasferisce l'acclamato effetto "The Invisible Black" a un apparecchio di illuminazione da incasso super ridotto. Il downlight conserva degli alti livelli di schermatura, portando il Confort visivo a un altro livello in termini di miniaturizzazione. È disponibile in varie distribuzioni: lineare da 3 o 5 e a griglia da 2x2 o 3x3.

Die Black Foster Micro ist eine technische Meisterleistung, die den gefeierten „The Invisible Black“-Effekt in eine stark reduzierte Einbauleuchte überträgt. Das Downlight behält eine hohe Abschirmung bei und hebt den Beleuchtungskomfort auf eine neue Stufe der Miniaturisierung. Es ist in verschiedenen Layouts erhältlich: linear zu 3 oder 5 Elementen und in einem 2x2- oder 3x3-Raster.

Shot Light Big_P.065

Shot Light Big es el downlight con el efecto 'The Invisible Black' cuya iluminación ensalza la majestuosidad de grandes espacios verticales gracias a su gran caudal lumínico. Ha sido cuidadosamente diseñado para que el origen de la luz no se aprecie desde prácticamente ninguna posición natural del observador, eliminando el deslumbramiento y garantiza un perfecto confort visual.


Shot Light Big is the downlight with the 'The Invisible Black' effect whose illumination enhances the majesty of large vertical spaces thanks to its great light through. It has been carefully designed so that the source of the light is not visible from almost any natural position of the observer, eliminating glare and ensuring perfect visual comfort.

Shot Light Big est le downlight à effet « The Invisible Black » dont l'éclairage met en valeur la splendeur des grands espaces verticaux grâce à son débit lumineux important. Il a été minutieusement conçu pour que la source lumineuse ne soit

pas visible depuis pratiquement n'importe quelle position naturelle de l'observateur, ce qui élimine l'éblouissement et assure un confort visuel parfait.

Shot Light Big è il downlight ad effetto "The Invisible Black" la cui illuminazione risalta la maestosità di grandi spazi verticali, grazie alla sua potente portata luminosa. È stato accuratamente progettato per fare in modo che l'origine della luce non si possa apprezzare da praticamente nessuna posizione naturale dell'osservatore, eliminando l'abbagliamento e garantendo un perfetto confort visivo.

Shot Light Big ist das Downlight mit dem Effekt „The Invisible Black“, dessen Beleuchtung dank des hohen Lichtstroms große vertikale Räume majestätisch erscheinen lässt. Sie wurde sorgfältig so konzipiert, dass die Lichtquelle aus nahezu jeder natürlichen Position des Betrachters nicht sichtbar ist, wodurch Blendung vermieden und perfekter Sehkomfort gewährleistet wird.



Magnetic System_P.170

Provenientes de la familia Minimal Track, se han trasladado nuestros spotlights miniaturizados a un nuevo sistema de instalación con conexión magnética empotrada. El sistema Magnetics permite una perfecta integración del anclaje a techo para que el protagonismo resida únicamente en la luminaria.

From the Minimal Track product family, our miniaturised spotlights have been consigned to a new installation system with recessed magnetic connection. The Magnetics system enables a seamless integration of the ceiling fastening so that the luminaire is the only star in the spotlight.

Nos spotlights miniaturisés, issus de la famille Minimal Track, ont été transférés à un nouveau système d'installation à connexion magnétique encastrée. Le système Magnetics permet l'intégration parfaite de l'accessoire de fixation au plafond, afin de mettre le luminaire au premier plan.

Abbiamo trasferito i nostri spotlight miniaturizzati della famiglia Minimal Track a un nuovo sistema di installazione a connessione magnetica incassata. Il sistema Magnetics consente una perfetta integrazione dell'ancoraggio a soffitto, affinché l'apparato di illuminazione possa essere l'unico protagonista.

Aus der Minimal Track-Familie stammend, wurden unsere miniaturisierten Strahler auf ein neues Installationssystem mit eingebauter Magnetverbindung übertragen. Das Magnetics-System ermöglicht eine perfekte Integration des Ankers in die Decke, sodass die Leuchte als einziges im Rampenlicht steht.

HIGHLIGHTS

Fit 35 Surface_P.236

Concebido para su aplicación en superficie, tanto en techo como en pared, Fit 35 es un proyector orientable ideal para aplicaciones en hoteles y ámbitos domésticos. Se puede encontrar en varios acabados tanto en su versión individual como doble.


Designed for surface application, both ceiling as well as wall recessed, Fit 35 is an adjustable spotlight perfect for hotel and household sector applications. It is available in various finishes in both single and double versions.

Conçu pour une application en saillie, que ce soit sur le plafond ou le mur, Fit 35 est le projecteur orientable idéal pour une installation

en milieu hôtelier ou domestique. Sa version individuelle et double sont disponibles en diverses finitions.

Concepito per l'applicazione su superficie, sia a soffitto che a parete, Fit 35 è un proiettore orientabile, ideale per applicazioni in hotel e ambiti domestici. È disponibile in varie finiture, sia nella versione singola che doppia.

Fit 35 ist ein verstellbarer Strahler, der für die Decken- oder Wandmontage konzipiert ist und sich ideal für den Einsatz in Hotels und Privathaushalten eignet. Er ist in verschiedenen Ausführungen in einfacher und doppelter Ausführung erhältlich.



Black Foster Micro 24V & 48V_P.359/405

Los sistemas Track 48V y Minimal Track 24V incluyen Black Foster Micro, el downlight más compacto con efecto 'The Invisible Black'. Esta luminaria lineal cuenta con un excelente control del haz de luz cuyos rayos no bañan la luminaria y se encauzan directamente al exterior sin tocar la pantalla. Además, su reducido diseño permite insertar módulos en los sistemas con una absoluta integración.

The Track 48V and Minimal Track 24V systems include Black Foster Micro, the most compact downlight with 'The Invisible Black' effect. This linear luminaire has an excellent control of the light beam whose rays do not bathe the luminaire and are channelled directly to the exterior without touching the screen. Furthermore, its reduced design enables an absolutely perfect installation of the modules into systems.

Les systèmes Track 48V et Minimal Track 24V intègrent le Black Foster Micro, le downlight le plus compact à effet « The Invisible Black ». Ce luminaire linéaire dispose d'un excellent contrôle du faisceau lumineux, dont les rayons

n'inondent pas le luminaire et se dirigent vers l'extérieur sans toucher l'écran. De plus, son design réduit permet de les intégrer parfaitement à ces systèmes.

I sistemi Track 48 V e Minimal Track 24 V comprendono Black Foster Micro, il downlight più compatto ad effetto "The Invisible Black". Questo apparecchio di illuminazione lineare possiede un eccellente controllo del fascio, i cui raggi non lo bagnano, ma si incanalano direttamente verso l'esterno, senza toccare lo schermo. Il suo ridotto design, inoltre, consente di inserire i moduli nei sistemi con un'integrazione assoluta.

Die Systeme Track 48 V und Minimal Track 24 V umfassen Black Foster Micro, das kompakteste Downlight mit dem „The invisible Black“ Effekt. Diese lineare Leuchte verfügt über eine ausgezeichnete Kontrolle des Lichtstrahls, dessen Strahlen die Leuchte nicht überfluten und direkt nach außen geleitet werden, ohne den Lampenschirm zu berühren. Darüber hinaus ermöglicht die kleine Bauweise die Integration von Modulen in die Systeme bei voller Integration.



HIGHLIGHTS

Yoru_P.319

Nuestra lámpara portátil, recargable, sin cable e ideal para terrazas. Su cálida luz evita el deslumbramiento y ofrece tres intensidades para iluminar. Durante su período de carga emite luz roja o verde para indicar su carga completa. Además, su batería con una duración de 5 horas a máxima potencia y 50 horas a mínima puede cargarse empleando un cable USB-C.

Una lámpara práctica y resistente gracias a su cuerpo sólido realizado en aluminio. Su diseño atemporal y sereno hacen de Yoru la perfecta compañera en cualquier tipo de ambiente.

Our portable, rechargeable, cordless lamp, perfect for terraces. Its warm light prevents glare and features three lighting intensities. During charging, a red or green light is emitted to indicate its completed charge. Furthermore, the lamp has a 5-hour battery life at maximum power and 50 hours at minimum which can be charged using a USB-C cable.

A practical and sturdy lamp thanks to its solid aluminium body. Its timeless and serene design makes Yoru the perfect complement in any environment.

Notre lampe portable, rechargeable et sans fil est idéale pour les terrasses. Sa lumière de qualité évite les éblouissements et propose trois intensités lumineuses. Pendant son chargement, il émet une lumière rouge ou verte indiquant son état de charge. De plus, sa batterie de 5 heures à pleine puissance et de 50 heures à puissance minimum

peut être chargée à l'aide d'un câble USB-C. Une lampe pratique et résistante grâce à son corps solide en aluminium. Son design intemporel et serein fait de la Yoru le parfait compagnon peu importe le lieu.

La nostra lampada portatile, ricaricabile, senza cavi è ideale per terrazzi. La sua luce calda evita l'abbagliamento e offre tre intensità di illuminazione. Durante la fase di carica emette una luce rossa o verde, per indicare la carica completa. La sua batteria, inoltre, ha una durata di 5 ore a massima potenza e di 50 ore a potenza minima e si può ricaricare con un cavo USB-C. Una lampada pratica e resistente, grazie al suo solido corpo in alluminio. Il design intramontabile e sobrio rende Yoru la compagna perfetta in qualsiasi tipo di ambiente.

Unsere tragbare, wiederaufladbare, kabellose Lampe, ideal für Terrassen. Ihr warmes Licht blendet nicht und verfügt über drei Beleuchtungsstärken. Während des Ladevorgangs leuchtet ein rotes oder grünes Licht auf, um anzuzeigen, dass das Gerät vollständig geladen ist. Darüber hinaus kann die Akkulaufzeit von 5 Stunden bei maximaler Leistung und 50 Stunden bei minimaler Leistung über ein USB-C-Kabel aufgeladen werden. Eine praktische und widerstandsfähige Lampe dank ihres massiven Aluminiumkörpers. Ihr zeitloses und klares Design macht Yoru zu einem perfekten Begleiter in jeder Umgebung.



Dark M Asymmetric_P.344

Dark M Asymmetric se integra en el suelo y cuenta con protección IP65 para garantizar un alto grado de estanqueidad. Su haz de luz asimétrico resalta los contornos arquitectónicos y gracias a su LED retranqueado se reduce el deslumbramiento.

Dark M Asymmetric is integrated into the floor and has an IP65 degree of protection to ensure a superior sealing. Its asymmetric light beam accents architectural contours and thanks to its recessed LED, glare is reduced.

Dark M Asymmetric s'intègre au sol et propose un indice de protection IP65 pour garantir ainsi un haut degré d'étanchéité. Son faisceau

lumineux asymétrique fait ressortir les contours architectoniques et grâce à sa LED en retrait, elle réduit l'éblouissement.

Dark M Asymmetric si integra a terra e possiede un grado di protezione IP65, che garantisce un'alta capacità stagna. Il suo fascio di luce asimmetrico risalta i contorni architettonici e il suo LED incassato riduce l'abbagliamento.

Dark M Asymmetric ist in den Boden integriert und hat die Schutzart IP65, um eine hohe Wasserdichtigkeit zu gewährleisten. Der asymmetrische Lichtstrahl hebt architektonische Konturen hervor und die versenkte LED reduziert die Blendung.



Vola_P. 223 / 285

Luminaria de superficie y suspensión con un potente flujo lumínico, Vola recrea el efecto de luz natural generando una luz ambiental amable en cualquier espacio. Además, cuenta con un alto grado de estanqueidad (IP65).

A surface-mounted and suspension luminaire with a powerful luminous flux, Vola recreates the effect of natural light, generating a pleasant ambient light in any space. Furthermore, it achieves a high degree of sealing (IP65).

Luminaire en saillie et de suspension avec un flux lumineux puissant, Vola recrée l'effet de lumière naturelle en générant une ambiance conviviale dans tous les espaces. De plus, il présente un haut degré d'étanchéité (IP65).

Dispositivo di illuminazione da superficie e a sospensione con un potente flusso luminoso, Vola ricrea l'effetto della luce naturale ed emette una luce ambiente confortevole in qualsiasi spazio. Inoltre questo, conta con un alto grado di tenuta stagna (IP65).

Vola ist eine Aufbau und Pendelleuchte mit starkem Lichtstrom, die die Wirkung des natürlichen Lichts nachahmt und in jedem Raum ein freundliches Umgebungslicht schafft. Darüber hinaus hat die Schutzart IP65, um eine hohe Wasserdichtigkeit zu gewährleisten.



Line Suspension_P.297

Line Suspension es una elegante luminaria compuesta de una luz lineal que puede combinar luz directa e indirecta. Sus volúmenes puros -un difusor insertado en el alma de aluminio- y sus componentes miniaturizados hacen que su integración en el espacio arquitectónico sea excepcional. La gama consta de 3 versiones: Line Suspension, Line Suspension Direct&Indirect y una versión Micro. Todas ellas disponibles en dos longitudes.

Line Suspension is an elegant luminaire composed of a linear light which can combine direct and indirect light... Its pure volumes - a diffuser inserted in the aluminium core - and its miniaturised components make its integration into the architectural space extraordinary. The range consists of 3 versions: Line Suspension, Line Suspension Direct&Indirect and a Micro version. All these products are available in two lengths.

Line Suspension est un luminaire élégant composé d'une lumière linéaire pouvant combiner lumière directe et indirecte. Ses volumes épurés - un diffuseur inséré dans le noyau en aluminium - et ses composants miniaturisés rendent

son intégration dans l'espace architectural exceptionnelle. La gamme compte 3 versions : Line Suspension, Line Suspension Direct&Indirect et une version Micro. Ils sont tous disponibles en deux longueurs.

Line Suspension è un elegante apparecchio di illuminazione formato da una luce lineare che può combinare luce diretta e indiretta. I suoi volumi puri (un diffusore inserito nell'anima in alluminio) e i suoi componenti miniaturizzati consentono un'integrazione eccezionale nello spazio architettonico. La famiglia comprende 3 versioni: Line Suspension, Line Suspension Direct&Indirect e una versione Micro. Tutte disponibili in due lunghezze.

Line Suspension ist eine elegante Leuchte, die aus einem linearen Leuchtkörper besteht, der direktes und indirektes Licht kombinieren kann. Die reinen Volumina - ein in den Aluminiumkern eingesetzter Diffusor - und die miniaturisierten Komponenten machen seine Integration in den architektonischen Raum außergewöhnlich. Die Produktreihe besteht aus 3 Versionen: Line Suspension, Line Suspension Direct&Indirect und eine Ausführung Micro. Sämtliche Modelle sind in zwei Längen erhältlich.

Black Foster Custom Surface_P.473

El sistema lineal personalizable presenta su nueva aplicación de superficie. Con cualquier distribución, la luminaria siempre conserva la estética de una línea oscura perfecta donde el observador no puede distinguir el origen de la emisión de luz. Además, el sistema Black Foster Custom Surface cuenta con un módulo con proyector Fit 27 para iluminación de acento integrada. Black Foster Custom Surface permite la redistribución de sus módulos combinables una vez se instala el sistema. Los segmentos con emisión de luz y ciegos pueden recolocarse a merced de los cambios en el espacio gracias a la libertad que permite su adaptador.


The customisable linear system introduces its new surface application. With any layout, the luminaire always retains the aesthetics of a perfect dark line where the observer cannot distinguish the source of the light emission. Furthermore, the Black Foster Custom Surface system features a Fit 27 projector module for integrated accent lighting. Black Foster Custom Surface enables the redistribution of its combinable modules once the system is installed. Light-emitting and blind segments can be repositioned as the space changes thanks to the freedom allowed by its adapter.

Le système linéaire personnalisable présente sa nouvelle application en saillie. Quelle que soit la distribution, le luminaire conserve toujours l'esthétique d'une ligne sombre parfaite où l'observateur ne peut distinguer l'origine de l'émission lumineuse. De plus, le système Black Foster Custom Surface propose un module doté d'un projecteur Fit 27 pour un éclairage d'accent.

Le Black Foster Custom Surface permet la redistribution de ses modules combinables une fois le système installé. Les segments à émission de lumière et sombres peuvent être déplacés à mesure que l'espace est transformé, grâce à la liberté qu'offre son adaptateur.

Il sistema lineare personalizzabile presenta la sua nuova applicazione per superficie. In qualsiasi distribuzione, l'apparecchio di illuminazione conserva l'estetica di una linea scura perfetta, nella quale l'osservatore non può distinguere il punto di origine della luce. Il sistema Black Foster Custom Surface, inoltre, possiede un modulo con proiettore Fit 27 per un'illuminazione d'accento integrata. Black Foster Custom Surface consente la redistribuzione dei suoi moduli abbinabili dopo l'installazione del sistema. I segmenti ad emissione di luce e quelli ciechi possono essere ridistribuiti in funzione dei cambi nello spazio, grazie alla libertà che consente il suo adattatore.

Das anpassungsfähige Linearsystem präsentiert seine neue Oberflächenanwendung. Bei jeder Verteilung behält die Leuchte stets die Ästhetik einer perfekten dunklen Linie, bei der der Ursprung der Lichtemission für den Beobachter nicht erkennlich ist. Darüber hinaus verfügt das Black Foster Custom Surface System über ein Fit 27-Strahlermodul zur integrierten Akzentbeleuchtung. Black Foster Custom Surface ermöglicht die Neuverteilung seiner kombinierbaren Module im installierten Zustand. Dank der Freiheit, die der Adapter bietet, können die Licht- und Jalousiesegmente entsprechend den räumlichen Gegebenheiten neu positioniert werden.



Black Foster Micro Custom Surface_P.483

Black Foster Micro Custom Surface abre un nuevo paradigma de miniaturización en el sistema lineal y personalizable que integra iluminación con efecto 'The Invisible Black'. Al igual que su hermano mayor, la versión Micro para superficie cuenta con total movilidad y flexibilidad de sus módulos dentro del perfil ya instalado.

Black Foster Micro Custom Surface opens a new paradigm of miniaturisation in the linear and customisable system which integrates 'The Invisible Black' effect lighting. Like its big brother, the Micro surface version has complete mobility and flexibility of its modules within the already installed profile.

Le Black Foster Micro Custom Surface ouvre un nouveau paradigme de miniaturisation dans le système linéaire et personnalisable intégrant le concept « The Invisible Black ». Tout comme son grand frère, les modules de la version


Micro en saillie disposent d'une mobilité et d'une flexibilité admirables, dans un profil déjà installé.

Black Foster Micro Custom Surface apre un nuovo paradigma di miniaturizzazione nel sistema lineare e personalizzabile che integra un'illuminazione ad effetto "The Invisible Black". Come il fratello maggiore, la versione Micro per superficie possiede una mobilità e una flessibilità totali dei suoi moduli, inseriti nel profilo già installato.

Black Foster Micro Custom Surface eröffnet ein neues Paradigma der Miniaturisierung in einem linearen und anpassbaren System, das die Beleuchtung mit dem Effekt „The Invisible Black“ integriert. Wie sein großer Bruder bietet auch die Micro-Aufputzversion volle Mobilität und Flexibilität der Module innerhalb des bereits installierten Profils.




CEILING
RECESSED




Black Foster Micro_035



Black Foster_039



ShotLight_051



Swap_067




Pointer_087



Lex_089



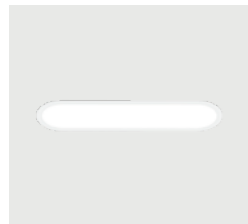
Alaska Trimless_100



Puck Recessed_103



Duomo_105



Olympia_109




Deep_111



Drop_115



Stram_123



Fox_127




Mix_129




Madison_131




Quad_133




Essentials_135



Pop Up_141



Hidden_143




Twist_145



Orbital_149




Wellit_159




Hubble_165




Magnetic Plus Micro_173




Magnetic Fit_174




Magnetic Six XS_179



Magnetic IO Micro_180



Magnetic Top Micro_181



Six Recessed_185



Fit Recessed_191



Plus Recessed_195

SURFACE



Black Foster Surface_202



Shot Light M Surface_205



Top_209




Scope Surface_215



Puck_217



Orbital Surface_219



Vola_223



Sky_225



Stram Surface_227




Drum_231




Fifty+ Surface_233



Fit Surface_236




IO Surface_241




Zen Tube Surface_243

SUSPENSION




Alaska_249




Art_255



Stick_271



Holly_275



Spin_279




Scope_283



Vola Suspension_285



Salt_289



Brigit_293



Drum Suspension_295



Line Suspension_297



Black Foster Suspension_305



Slimgot_307



Fifty+ Suspension_309

WALL, FLOOR & PORTABLE



Up_313



Yoru_319



Rec_323



Lip_329



Flap_331



Auræ_333



Dream_335




Rhino_337




Wally_339



Alfa_341




Dark_343



Step_347

TRACK LIGHTS



MINIMAL TRACK



Black Foster Micro 24V_359



Alaska 24V_360



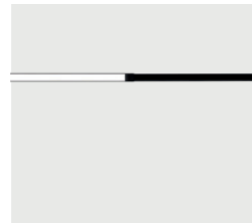
Plus Micro 24V_362



Six XS 24V_362



Top Micro 24V_367



Line Micro 24V_368



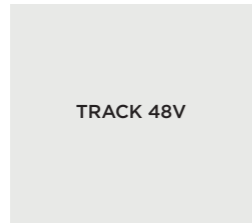
iO Micro 24V_371



Fit 24V_372




Stick 2224V_375



TRACK 48V



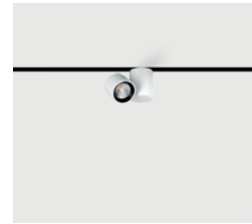
Six 48V_383



Fit 48V_386



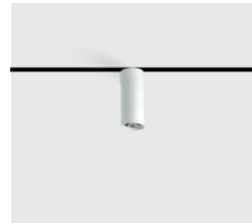
Plus 48V_395




iO 48V_396



Zen Tube 48V_399



Top 48V_400




Line 48V_403




Black Foster Micro 48V_405




Stick 48V_406



Holly 48V_409



Spin 48V_411



TRACK 1L



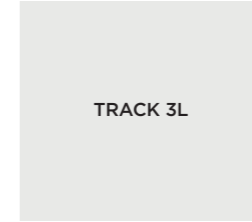
iO_417



Plus Mini 1L_419



Fit 65 1L_421



TRACK 3L



Six_427



Fit_431



Plus_435



Zen_437

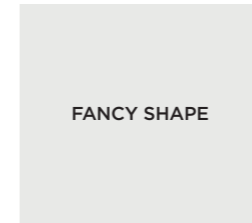


Zen Tube_439



Thor_441


CUSTOM SYSTEMS



FANCY SHAPE




Top Fancy Shape_449



Alaska Fancy Shape_451



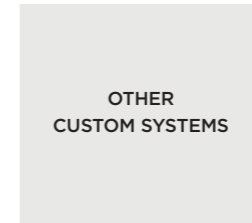
Stick Fancy Shape_453



Spin Fancy Shape_454




Holly Fancy Shape_455



OTHER CUSTOM SYSTEMS



Black Foster Custom_462




Bright Line_487




Fifty+ Custom_493

LARK & ACCESSORIES



Lark-111_501



Lark_503

**Black Foster Micro/Black Foster/
Shot Light/Swap/Pointer/Lex/
Alaska Trimless/Puck Recessed/
Duomo/Olympia/Deep/Drop/
Stram/Fox/Mix/Madison/Quad/
Essentials/Pop Up/Hidden/Twist/
Orbital/Wellit/Hubble/Magnetic/
Six Recessed/Fit Recessed/
Plus Recessed/Ceiling Recessed**



INTERIOR DESIGN
BEST of year
HONOREE 2019

P.039 | Black Foster Recessed



P.202 | Black Foster Surface



P.305 | Black Foster Suspension



P.462 | Black Foster Custom



P.044 | Black Foster Trimless



Black Foster

MICRO

Balzar Arquitectos | Grupo Tésela | Photography: Adrián Mora Maroto



Gallardo Llopis Arquitectos | BPM Adificadora | Photography: Germán Cabo



>> MORE INFO



>> MORE INFO

		P	CCT	I	Flux	LOR
BLACK FOSTER MICRO Recessed 3	A414-10- 0-0- N	4,2W	2700K	500mA	465 lm	87%
	A414-10- 0-1- N	4,2W	3000K	500mA	480 lm	87%
	A414-10- 0-2- N	4,2W	4000K	500mA	510 lm	87%

220 V~ | 240 V~ | IP20 | CRI>90 | L90B10 >60.000h

MacAdam Step 3 | OPTIONS* | INCL | 24 X 60 | UGR <19 | 37°

		P	CCT	I	Flux	LOR
BLACK FOSTER MICRO Recessed 5	A414-20- 0-0- N	7W	2700K	500mA	775 lm	87%
	A414-20- 0-1- N	7W	3000K	500mA	800 lm	87%
	A414-20- 0-2- N	7W	4000K	500mA	850 lm	87%


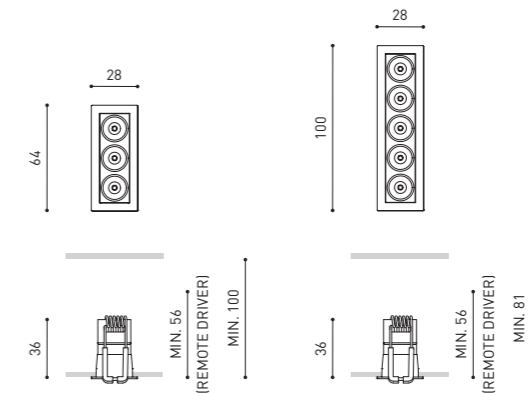
220 V~ | 240 V~ | IP20 | CRI>90 | L90B10 >60.000h

MacAdam Step 3 | OPTIONS* | INCL | 24 X 96 | UGR <19 | 37°

Ⓞ OPTIONS*

- 1 No DIM
- 2 DIM DALI
- 3 DIM PUSH

DIM PHASE CUT PLEASE CONSULT



COLOUR | N ■ | MATERIAL | AL | ABS+PC |

RAL ⓘ » 538

Ⓞ & Ⓜ » PLEASE CONSULT





>> MORE INFO



>> MORE INFO

		P	CCT	I	Flux	LOR
BLACK FOSTER MICRO	A414-30- Ⓞ -0- N	5,6W	2700K	500mA	620 lm	87%
Recessed 2x2	A414-30- Ⓞ -1- N	5,6W	3000K	500mA	640 lm	87%
	A414-30- Ⓞ -2- N	5,6W	4000K	500mA	680 lm	87%

220
240 V~ | IP20 | CRI>90 | L90B10
>60.000h



		P	CCT	I	Flux	LOR
BLACK FOSTER MICRO	A414-40- Ⓞ -0- N	12,6W	2700K	500mA	1395 lm	87%
Recessed 3x3	A414-40- Ⓞ -1- N	12,6W	3000K	500mA	1440 lm	87%
	A414-40- Ⓞ -2- N	12,6W	4000K	500mA	1530 lm	87%

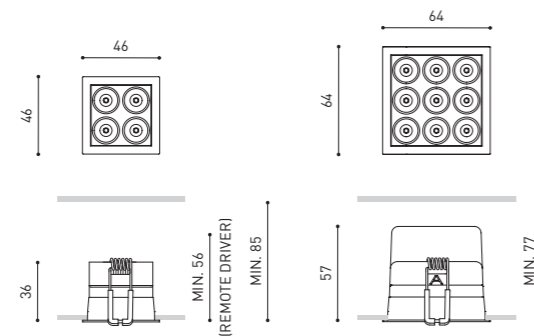
220
240 V~ | IP20 | CRI>90 | L90B10
>60.000h



Ⓞ OPTIONS*

1	No DIM
2	DIM DALI
3	DIM PUSH

DIM PHASE CUT PLEASE CONSULT




COLOUR | N ■ | MATERIAL | AL | ABS+PC |

RAL ⓘ » 538

Ⓞ & 📶 » PLEASE CONSULT





>> MORE INFO



>> MORE INFO



>> MORE INFO



>> MORE INFO

○	BEAM	LOR
0	38°	92%
1	19°	90%

⊗	*OPTIONS
1	No DIM
2	DIM Push
4	DIM DALI

DIM PHASE CUT PLEASE CONSULT



		P	CCT	I	Flux	
BLACK FOSTER Recessed 1	A319-1- ○ -10-	N WN NMG	2,1W	2700K	700mA	190 lm
	A319-1- ○ -11-	N WN NMG	2,1W	3000K	700mA	210 lm
	A319-1- ○ -12-	N WN NMG	2,1W	4000K	700mA	250 lm
	A319-1- ○ -40-	N WN NMG	2,1W	2700K	700mA	190 lm
	A319-1- ○ -41-	N WN NMG	2,1W	3000K	700mA	210 lm
	A319-1- ○ -42-	N WN NMG	2,1W	4000K	700mA	250 lm

220 V~ | IP20 | CRI>90 | L80B10 >60.000h | MacAdam Step 3 | INCL | 50 X 50 | UGR <19 | 38° / 19°

		P	CCT	I	Flux	
BLACK FOSTER Recessed 2	A319-2- ○ - ⊗ -0-	N WN NMG	4,2W	2700K	700mA	380 lm
	A319-2- ○ - ⊗ -1-	N WN NMG	4,2W	3000K	700mA	420 lm
	A319-2- ○ - ⊗ -2-	N WN NMG	4,2W	4000K	700mA	500 lm

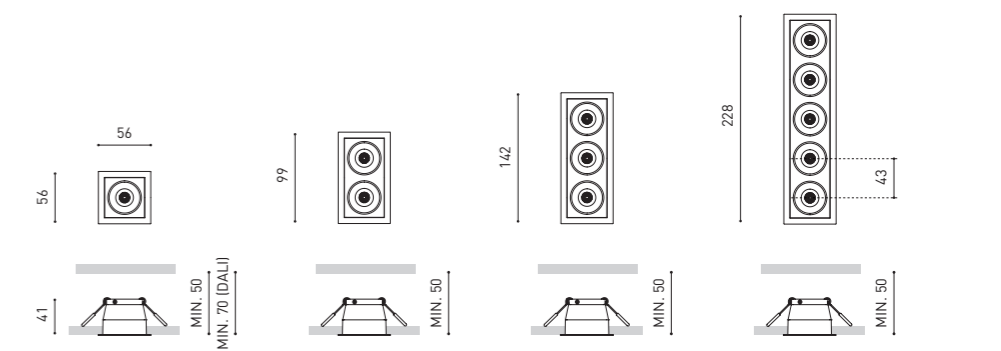
220 V~ | IP20 | CRI>90 | L80B10 >60.000h | MacAdam Step 3 | OPTIONS* | INCL | 50 X 93 | UGR <19 | 38° / 19°

		P	CCT	I	Flux	
BLACK FOSTER Recessed 3	A319-3- ○ - ⊗ -0-	N WN NMG	6,3W	2700K	700mA	570 lm
	A319-3- ○ - ⊗ -1-	N WN NMG	6,3W	3000K	700mA	630 lm
	A319-3- ○ - ⊗ -2-	N WN NMG	6,3W	4000K	700mA	750 lm

220 V~ | IP20 | CRI>90 | L80B10 >60.000h | MacAdam Step 3 | OPTIONS* | INCL | 50 X 136 | UGR <19 | 38° / 19°

		P	CCT	I	Flux	
BLACK FOSTER Recessed 5	A319-4- ○ - ⊗ -0-	N WN NMG	10,5W	2700K	700mA	950 lm
	A319-4- ○ - ⊗ -1-	N WN NMG	10,5W	3000K	700mA	1050 lm
	A319-4- ○ - ⊗ -2-	N WN NMG	10,5W	4000K	700mA	1250 lm

220 V~ | IP20 | CRI>90 | L80B10 >60.000h | MacAdam Step 3 | OPTIONS* | INCL | 50 X 222 | UGR <19 | 38° / 19°



COLOUR | N ■ | WN ■ | NMG ■ | MATERIAL | AL | ABS+PC | RAL ⓘ » 538

Ⓢ & Ⓜ » PLEASE CONSULT



Yours Boutique Hotel, Valencia (Spain) | Lesiesca arquitectos | Photography: Alfonso Calza



>> MORE INFO



>> MORE INFO



>> MORE INFO

	P	CCT	I	Flux	LOR	
BLACK FOSTER Asymmetric Recessed 2	A374-20- ① -0- N WN	4,2W	2700K	700mA	380 lm	90%
	A374-20- ② -1- N WN	4,2W	3000K	700mA	420 lm	90%
	A374-20- ④ -2- N WN	4,2W	4000K	700mA	500 lm	90%

220
240 V~ | IP20 | CRI>90 | L80B10 > 60.000h



	P	CCT	I	Flux	LOR	
BLACK FOSTER Asymmetric Recessed 3	A374-30- ① -0- N WN	6,3W	2700K	700mA	570 lm	90%
	A374-30- ② -1- N WN	6,3W	3000K	700mA	630 lm	90%
	A374-30- ④ -2- N WN	6,3W	4000K	700mA	750 lm	90%

220
240 V~ | IP20 | CRI>90 | L80B10 > 60.000h



	P	CCT	I	Flux	LOR	
BLACK FOSTER Asymmetric Recessed 5	A374-40- ① -0- N WN	10,5W	2700K	700mA	950 lm	90%
	A374-40- ② -1- N WN	10,5W	3000K	700mA	1050 lm	90%
	A374-40- ④ -2- N WN	10,5W	4000K	700mA	1250 lm	90%

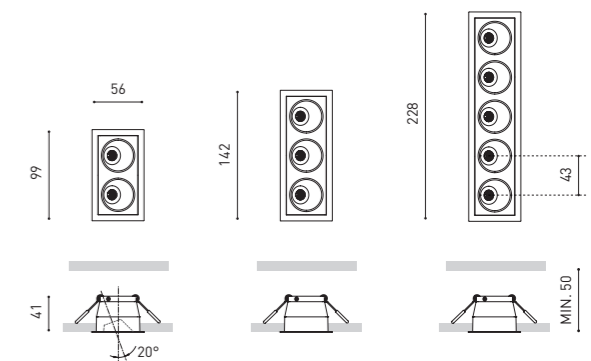
220
240 V~ | IP20 | CRI>90 | L80B10 > 60.000h



④ *OPTIONS

1	No DIM
2	DIM Push
4	DIM DALI

DIM PHASE CUT PLEASE CONSULT



COLOUR | N ■ | WN □ ■ |

MATERIAL | AL | ABS+PC |

RAL » 538

& » PLEASE CONSULT



Yours BoutiqueHotel, Valencia (Spain) | esesesa arquitectos | Photography: Alfonso Calza



Yours BoutiqueHotel, Valencia (Spain) | esesesa arquitectos | Photography: Alfonso Calza



>> MORE INFO

		P	CCT	I	Flux
BLACK FOSTER Trimless 1	A318-1- ○ -10- N NMG	2,1W	2700K	700mA	190 lm
	A318-1- ○ -11- N NMG	2,1W	3000K	700mA	210 lm
	A318-1- ○ -12- N NMG	2,1W	4000K	700mA	250 lm
	A318-1- ○ -40- N NMG	2,1W	2700K	700mA	190 lm
	A318-1- ○ -41- N NMG	2,1W	3000K	700mA	210 lm
	A318-1- ○ -42- N NMG	2,1W	4000K	700mA	250 lm

220 V~ | IP20 | CRI>90 | L80B10 >60.000h

INCL 50 X 50 UGR <19 38° / 19°



>> MORE INFO

		P	CCT	I	Flux
BLACK FOSTER Trimless 10	A318-5- ○ - ○ -0- N NMG	21W	2700K	700mA	1900 lm
	A318-5- ○ - ○ -1- N NMG	21W	3000K	700mA	2100 lm
	A318-5- ○ - ○ -2- N NMG	21W	4000K	700mA	2500 lm

220 V~ | IP20 | CRI>90 | L80B10 >60.000h

MacAdam Step 3 OPTIONS* INCL 50 X 437 UGR <19 38° / 19°



>> MORE INFO

		P	CCT	I	Flux
BLACK FOSTER Trimless 2	A318-2- ○ - ○ -0- N NMG	4,2W	2700K	700mA	380 lm
	A318-2- ○ - ○ -1- N NMG	4,2W	3000K	700mA	420 lm
	A318-2- ○ - ○ -2- N NMG	4,2W	4000K	700mA	500 lm

220 V~ | IP20 | CRI>90 | L80B10 >60.000h

MacAdam Step 3 OPTIONS* INCL 50 X 93 UGR <19 38° / 19°



>> MORE INFO

		P	CCT	I	Flux
BLACK FOSTER Trimless 15	A318-6- ○ - ○ -0- N NMG	31,5W	2700K	700mA	2850 lm
	A318-6- ○ - ○ -1- N NMG	31,5W	3000K	700mA	3150 lm
	A318-6- ○ - ○ -2- N NMG	31,5W	4000K	700mA	3750 lm

220 V~ | IP20 | CRI>90 | L80B10 >60.000h

MacAdam Step 3 OPTIONS* INCL 50 X 652 UGR <19 38° / 19°



>> MORE INFO

		P	CCT	I	Flux
BLACK FOSTER Trimless 3	A318-3- ○ - ○ -0- N NMG	6,3W	2700K	700mA	570 lm
	A318-3- ○ - ○ -1- N NMG	6,3W	3000K	700mA	630 lm
	A318-3- ○ - ○ -2- N NMG	6,3W	4000K	700mA	750 lm

220 V~ | IP20 | CRI>90 | L80B10 >60.000h

MacAdam Step 3 OPTIONS* INCL 50 X 136 UGR <19 38° / 19°



>> MORE INFO

		P	CCT	I	Flux
BLACK FOSTER Trimless 5	A318-4- ○ - ○ -0- N NMG	10,5W	2700K	700mA	950 lm
	A318-4- ○ - ○ -1- N NMG	10,5W	3000K	700mA	1050 lm
	A318-4- ○ - ○ -2- N NMG	10,5W	4000K	700mA	1250 lm

220 V~ | IP20 | CRI>90 | L80B10 >60.000h

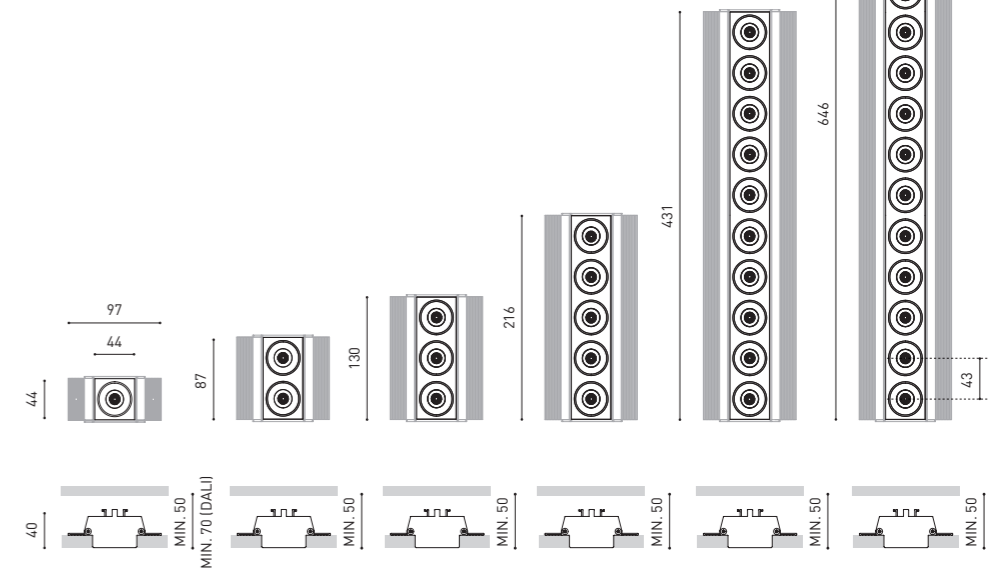
MacAdam Step 3 OPTIONS* INCL 50 X 222 UGR <19 38° / 19°

○ BEAM	LOR	⊗ *OPTIONS
0 38°	92%	1 No DIM
1 19°	90%	2 DIM Push
		4 DIM DALI

DIM PHASE CUT PLEASE CONSULT

○ BEAM	LOR	⊗ *OPTIONS
0 38°	92%	1 No DIM
1 19°	90%	2 DIM Push
		4 DIM DALI

DIM PHASE CUT PLEASE CONSULT





>> MORE INFO



>> MORE INFO



>> MORE INFO

		P	CCT	I	Flux	LOR
BLACK FOSTER Asymmetric Trimless 2	A373-20- ① -0- N	4,2W	2700K	700mA	380 lm	90%
	A373-20- ① -1- N	4,2W	3000K	700mA	420 lm	90%
	A373-20- ① -2- N	4,2W	4000K	700mA	500 lm	90%

220 V~ | IP20 | CRI>90 | L80B10 >60.000h



		P	CCT	I	Flux	LOR
BLACK FOSTER Asymmetric Trimless 3	A373-30- ① -0- N	6,3W	2700K	700mA	570 lm	90%
	A373-30- ① -1- N	6,3W	3000K	700mA	630 lm	90%
	A373-30- ① -2- N	6,3W	4000K	700mA	750 lm	90%

220 V~ | IP20 | CRI>90 | L80B10 >60.000h



		P	CCT	I	Flux	LOR
BLACK FOSTER Asymmetric Trimless 5	A373-40- ① -0- N	10,5W	2700K	700mA	950 lm	90%
	A373-40- ① -1- N	10,5W	3000K	700mA	1050 lm	90%
	A373-40- ① -2- N	10,5W	4000K	700mA	1250 lm	90%

220 V~ | IP20 | CRI>90 | L80B10 >60.000h



① *OPTIONS

- 1 No DIM
- 2 DIM Push
- 4 DIM DALI

DIM PHASE CUT PLEASE CONSULT

COLOUR | N ■ | MATERIAL | AL | ABS+PC |

RAL ⓘ » 538

PLASTERBOARD CEILING, MANDATORY THICKNESS 12,5mm.

Ⓢ & 📏 » PLEASE CONSULT



>> MORE INFO



>> MORE INFO

		P	CCT	I	Flux	LOR
BLACK FOSTER Asymmetric Trimless 10	A373-50- ① -0- N	21W	2700K	700mA	1900 lm	90%
	A373-50- ① -1- N	21W	3000K	700mA	2100 lm	90%
	A373-50- ① -2- N	21W	4000K	700mA	2500 lm	90%

220 V~ | IP20 | CRI>90 | L80B10 >60.000h



		P	CCT	I	Flux	LOR
BLACK FOSTER Asymmetric Trimless 15	A373-60- ① -0- N	31,5W	2700K	700mA	2850 lm	90%
	A373-60- ① -1- N	31,5W	3000K	700mA	3150 lm	90%
	A373-60- ① -2- N	31,5W	4000K	700mA	3750 lm	90%

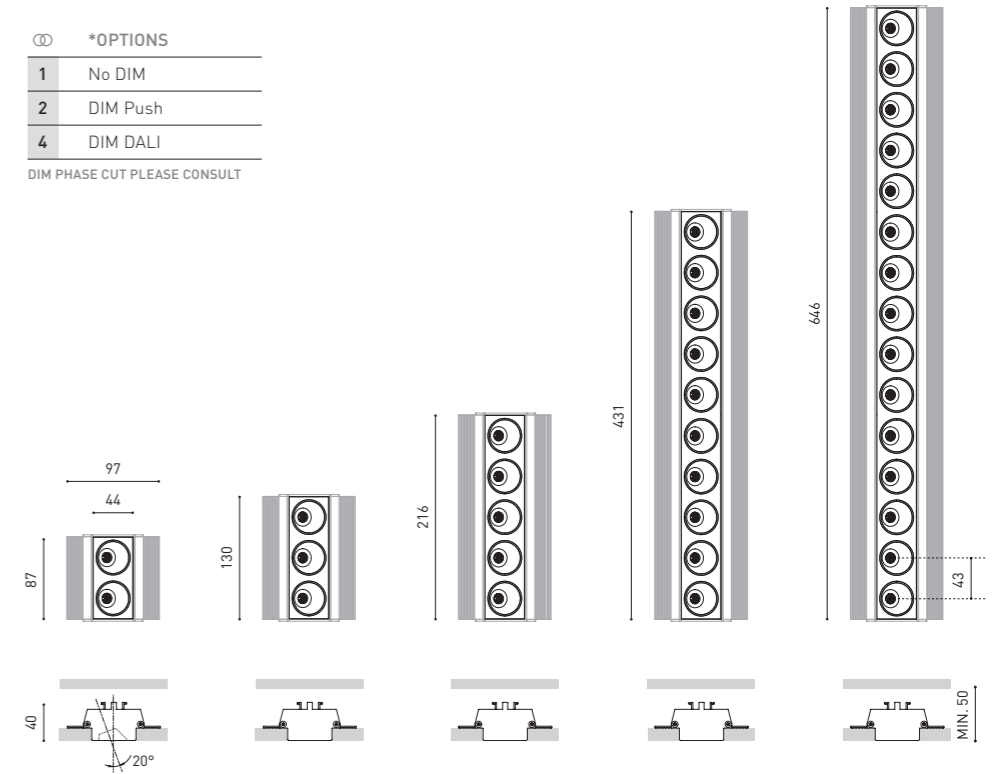
220 V~ | IP20 | CRI>90 | L80B10 >60.000h



① *OPTIONS

- 1 No DIM
- 2 DIM Push
- 4 DIM DALI

DIM PHASE CUT PLEASE CONSULT



COLOUR | N ■ | MATERIAL | AL | ABS+PC |

RAL ⓘ » 538

PLASTERBOARD CEILING, MANDATORY THICKNESS 12,5mm.

Ⓢ & 📏 » PLEASE CONSULT



Casa en Ses Torres | Gallardo Llopis Arquitectos | Photography: Germán Cabo



Shot Light



ICD 2
NIC 0
AWA 1
RDS 7

INTERIOR
INNOVATION

EXTENDED FAMILY
Shot Light M Surface_P.205

Bulthaup Sant Cugat, Barcelona (Spain) | Francesc Rifé Studio | Photography: Montse Cepdevila



>> MORE INFO

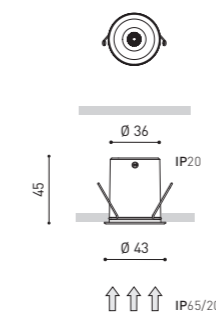
		P	CCT	Beam	I	Flux	LOR
SHOT LIGHT	A268-01-10- N NMG WMG	2,1W	2700K	19°	700mA	190 lm	90%
	A268-01-11- N NMG WMG	2,1W	3000K	19°	700mA	210 lm	90%
	A268-01-12- N NMG WMG	2,1W	4000K	19°	700mA	250 lm	90%
	A268-01-20- N W NMG WMG	2,1W	2700K	38°	700mA	190 lm	92%
	A268-01-21- N W NMG WMG	2,1W	3000K	38°	700mA	210 lm	92%
	A268-01-22- N W NMG WMG	2,1W	4000K	38°	700mA	250 lm	92%

220 V~ | IP20 | CRI>90 | L80B10 >60.000h



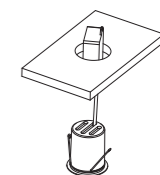
		P	CCT	Beam	I	Flux	LOR
SHOT LIGHT IP65	A268-02-20- N W NMG WMG	2,1W	2700K	38°	700mA	190 lm	86%
	A268-02-21- N W NMG WMG	2,1W	3000K	38°	700mA	210 lm	86%
	A268-02-22- N W NMG WMG	2,1W	4000K	38°	700mA	250 lm	86%

220 V~ | IP65 | CRI>90 | L80B10 >60.000h



EASY INSTALLATION

DRIVER FITS INTO
CUT-OUT DIAMETER



COLOUR | N ■ | W □ | NMG ■ | WMG □ | MATERIAL | AL | ABS+PC |

RAL » 538

* DIM OPTIONS PLEASE CONSULT | "THE INVISIBLE BLACK" IS ONLY AVAILABLE FOR N, NMG & WMG COLOURS

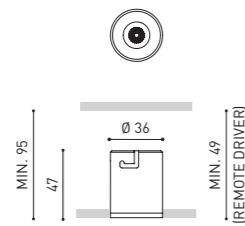
» PLEASE CONSULT



>> MORE INFO

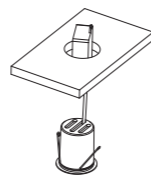
		P	CCT	Beam	I	Flux	LOR
SHOT LIGHT Trimless	A269-01-10- N NMG	2,1W	2700K	19°	700mA	190 lm	90%
	A269-01-11- N NMG	2,1W	3000K	19°	700mA	210 lm	90%
	A269-01-12- N NMG	2,1W	4000K	19°	700mA	250 lm	90%
	A269-01-20- N W NMG	2,1W	2700K	38°	700mA	190 lm	92%
	A269-01-21- N W NMG	2,1W	3000K	38°	700mA	210 lm	92%
	A269-01-22- N W NMG	2,1W	4000K	38°	700mA	250 lm	92%

220-240 V~ | IP20 | CRI>90 | L80B10 >60.000 h



EASY INSTALLATION

DRIVER FITS INTO CUT-OUT DIAMETER



ACCESSORIES**

MANDATORY FOR TRIMLESS INSTALLATION


SHOT LIGHT Trimless Accessory A269-00-00



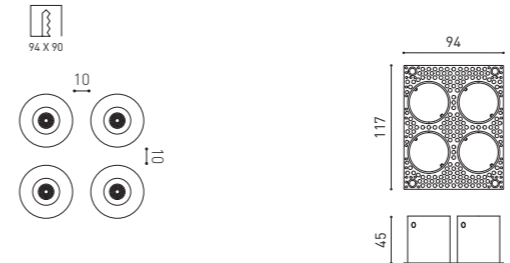
SHOT LIGHT Trimless Accessory 2 A269-00-01



SHOT LIGHT Trimless Accessory 3 A269-00-02

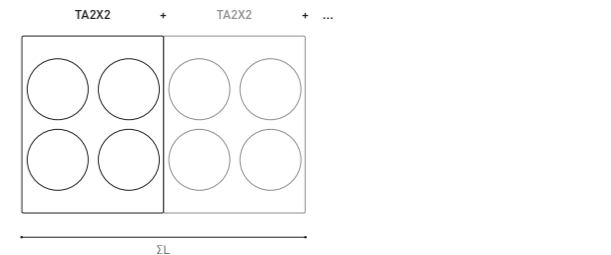
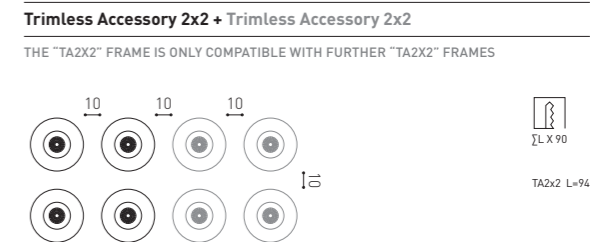
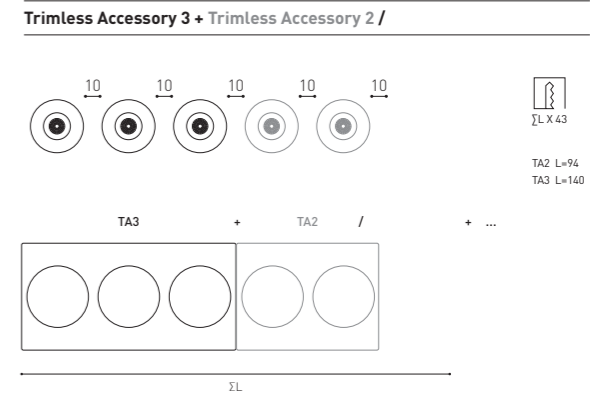
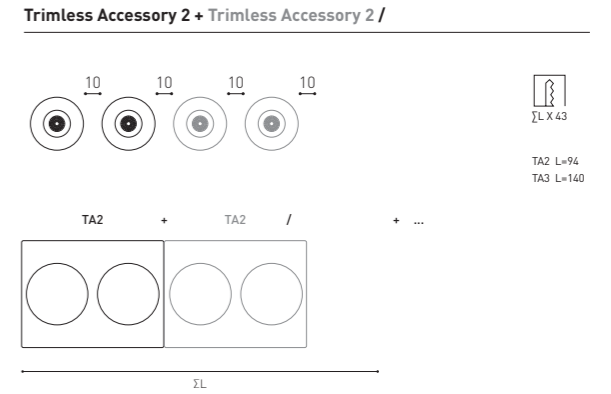


SHOT LIGHT Trimless Accessory 2x2 A269-00-03



CUSTOM LAYOUT EXAMPLES

FOR EQUIDISTANT COMPOSITIONS



COLOUR | N ■ | W □ | NMG ■ ■ | MATERIAL | AL | ABS+PC | RAL ⓘ » 538

* DIM OPTIONS PLEASE CONSULT | ** THE INVISIBLE BLACK IS ONLY AVAILABLE FOR N, NMG & WMG COLOURS ⓘ » PLEASE CONSULT



Casa Grande Hotel, La Rioja (Spain) | Francesc Rifé Studio | Photography: David Zaroso



Alt in one - CaixaBank, Barcelona (Spain) | Francesc Rifé Studio | Photography: David Zaroso

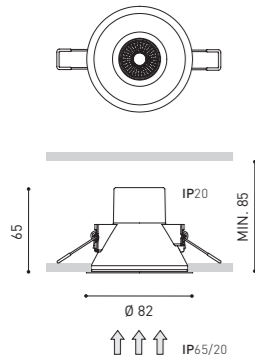


>> MORE INFO

		P	CCT	I	Flux	LOR
SHOT LIGHT M 1	A297-01-10- N W NMG WMG	5W	2700K	150mA	675 lm	86%
	A297-01-11- N W NMG WMG	5W	3000K	150mA	700 lm	86%
	A297-01-12- N W NMG WMG	5W	4000K	150mA	710 lm	86%
SHOT LIGHT M 2	A297-02-10- N W NMG WMG	6,5W	2700K	200mA	910 lm	86%
	A297-02-11- N W NMG WMG	6,5W	3000K	200mA	940 lm	86%
	A297-02-12- N W NMG WMG	6,5W	4000K	200mA	960 lm	86%
	A297-02-30- N W NMG WMG	6,5W	2700K	200mA	910 lm	86%
	A297-02-31- N W NMG WMG	6,5W	3000K	200mA	940 lm	86%
	A297-02-32- N W NMG WMG	6,5W	4000K	200mA	960 lm	86%
SHOT LIGHT M 3	A297-03-10- N W NMG WMG	10,3W	2700K	300mA	1230 lm	86%
	A297-03-11- N W NMG WMG	10,3W	3000K	300mA	1280 lm	86%
	A297-03-12- N W NMG WMG	10,3W	4000K	300mA	1300 lm	86%
	A297-03-30- N W NMG WMG	10,3W	2700K	300mA	1230 lm	86%
	A297-03-31- N W NMG WMG	10,3W	3000K	300mA	1280 lm	86%
	A297-03-32- N W NMG WMG	10,3W	4000K	300mA	1300 lm	86%

220 V~ | 240 V~ | IP20 | CRI>90 | L80B10 >60.000h

* PHASE CUT & OTHER DIM OPTIONS PLEASE CONSULT



		P	CCT	I	Flux	LOR
SHOT LIGHT M IP65 1	A297-21-10- N W	5W	2700K	150mA	675 lm	78%
	A297-21-11- N W	5W	3000K	150mA	700 lm	78%
	A297-21-12- N W	5W	4000K	150mA	710 lm	78%
SHOT LIGHT M IP65 2	A297-22-10- N W	6,5W	2700K	200mA	910 lm	78%
	A297-22-11- N W	6,5W	3000K	200mA	940 lm	78%
	A297-22-12- N W	6,5W	4000K	200mA	960 lm	78%
	A297-22-30- N W	6,5W	2700K	200mA	910 lm	78%
	A297-22-31- N W	6,5W	3000K	200mA	940 lm	78%
	A297-22-32- N W	6,5W	4000K	200mA	960 lm	78%
SHOT LIGHT M IP65 3	A297-23-10- N W	10,3W	2700K	300mA	1230 lm	78%
	A297-23-11- N W	10,3W	3000K	300mA	1280 lm	78%
	A297-23-12- N W	10,3W	4000K	300mA	1300 lm	78%
	A297-23-30- N W	10,3W	2700K	300mA	1230 lm	78%
	A297-23-31- N W	10,3W	3000K	300mA	1280 lm	78%
	A297-23-32- N W	10,3W	4000K	300mA	1300 lm	78%

220 V~ | 240 V~ | IP65 | CRI>90 | L80B10 >60.000h

* PHASE CUT & OTHER DIM OPTIONS PLEASE CONSULT



OPTIONAL

SHOT LIGHT M High Chromatic LED ⓘ » 536
NOT SOLD SEPARATELY | AFFECTS THE LIGHTING PARAMETERS

COLOUR | N ■ | W □ | NMG ■■ | WMG □■ | MATERIAL | AL | ABS+PC | RAL ⓘ » 538

COLOURS MAY AFFECT THE LIGHTING PARAMETERS
"THE INVISIBLE BLACK" IS ONLY AVAILABLE FOR N, NMG & WMG COLOURS



Ⓢ & Ⓜ » PLEASE CONSULT

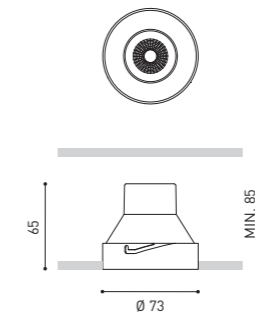


>> MORE INFO

		P	CCT	I	Flux	LOR
SHOT LIGHT M 1 Trimless	A298-01-10- N W NMG	5W	2700K	150mA	675 lm	86%
	A298-01-11- N W NMG	5W	3000K	150mA	700 lm	86%
	A298-01-12- N W NMG	5W	4000K	150mA	710 lm	86%
SHOT LIGHT M 2 Trimless	A298-02-10- N W NMG	6,5W	2700K	200mA	910 lm	86%
	A298-02-11- N W NMG	6,5W	3000K	200mA	940 lm	86%
	A298-02-12- N W NMG	6,5W	4000K	200mA	960 lm	86%
	A298-02-30- N W NMG	6,5W	2700K	200mA	910 lm	86%
	A298-02-31- N W NMG	6,5W	3000K	200mA	940 lm	86%
	A298-02-32- N W NMG	6,5W	4000K	200mA	960 lm	86%
SHOT LIGHT M 3 Trimless	A298-03-10- N W NMG	10,3W	2700K	300mA	1230 lm	86%
	A298-03-11- N W NMG	10,3W	3000K	300mA	1280 lm	86%
	A298-03-12- N W NMG	10,3W	4000K	300mA	1300 lm	86%
	A298-03-30- N W NMG	10,3W	2700K	300mA	1230 lm	86%
	A298-03-31- N W NMG	10,3W	3000K	300mA	1280 lm	86%
	A298-03-32- N W NMG	10,3W	4000K	300mA	1300 lm	86%

220 V~ | 240 V~ | IP20 | CRI>90 | L80B10 >60.000h

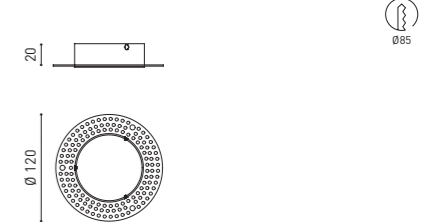
* PHASE CUT & OTHER DIM OPTIONS PLEASE CONSULT



ACCESSORIES

SHOT LIGHT M High Chromatic LED ⓘ » 536
NOT SOLD SEPARATELY | AFFECTS THE LIGHTING PARAMETERS

SHOT LIGHT M Trimless Accessory** A298-00-00
** MANDATORY FOR INSTALLATION



COLOUR | N ■ | W □ | NMG ■■ | MATERIAL | AL | ABS+PC | RAL ⓘ » 538

COLOURS MAY AFFECT THE LIGHTING PARAMETERS
"THE INVISIBLE BLACK" IS ONLY AVAILABLE FOR N & NMG COLOURS



Ⓢ & Ⓜ » PLEASE CONSULT



MC11, Madrid (Spain) | Martín Polález | Photography: Ricardo Aranda



>> MORE INFO

		P	CCT	I	Flux	LOR
SHOT LIGHT M 1 Asymmetric	A297-11-10- N W	5W	2700K	150mA	675 lm	83%
	A297-11-11- N W	5W	3000K	150mA	700 lm	83%
	A297-11-12- N W	5W	4000K	150mA	710 lm	83%
SHOT LIGHT M 2 Asymmetric	A297-12-10- N W	6,5W	2700K	200mA	910 lm	83%
	A297-12-11- N W	6,5W	3000K	200mA	940 lm	83%
	A297-12-12- N W	6,5W	4000K	200mA	960 lm	83%
	A297-12-30- N W	6,5W	2700K	200mA	910 lm	83%
	A297-12-31- N W	6,5W	3000K	200mA	940 lm	83%
SHOT LIGHT M 3 Asymmetric	A297-13-10- N W	10,3W	2700K	300mA	1230 lm	83%
	A297-13-11- N W	10,3W	3000K	300mA	1280 lm	83%
	A297-13-12- N W	10,3W	4000K	300mA	1300 lm	83%
	A297-13-30- N W	10,3W	2700K	300mA	1230 lm	83%
	A297-13-31- N W	10,3W	3000K	300mA	1280 lm	83%
	A297-13-32- N W	10,3W	4000K	300mA	1300 lm	83%

220 V~ | IP20 | CRI>90 | L80B10 >40.000h

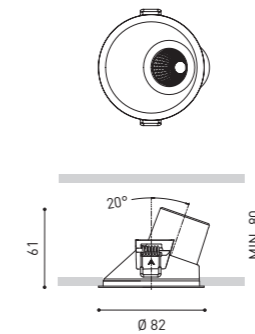
* PHASE CUT & OTHER DIM OPTIONS PLEASE CONSULT



OPTIONAL

SHOT LIGHT M High Chromatic LED ⓘ » 536

NOT SOLD SEPARATELY | AFFECTS THE LIGHTING PARAMETERS



COLOUR | N ■ | W □ |

MATERIAL | AL | ABS+PC |



RAL ⓘ » 538

COLOURS MAY AFFECT THE LIGHTING PARAMETERS
"THE INVISIBLE BLACK" IS ONLY AVAILABLE FOR N COLOUR

Ⓜ & Ⓜ » PLEASE CONSULT

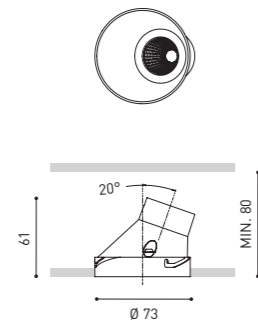


>> MORE INFO

		P	CCT	I	Flux	LOR
SHOT LIGHT M 1 Asymmetric Trimless	A298-11-10- N W	5W	2700K	150mA	675 lm	83%
	A298-11-11- N W	5W	3000K	150mA	700 lm	83%
	A298-11-12- N W	5W	4000K	150mA	710 lm	83%
SHOT LIGHT M 2 Asymmetric Trimless	A298-12-10- N W	6,5W	2700K	200mA	910 lm	83%
	A298-12-11- N W	6,5W	3000K	200mA	940 lm	83%
	A298-12-12- N W	6,5W	4000K	200mA	960 lm	83%
	A298-12-30- N W	6,5W	2700K	200mA	910 lm	83%
	A298-12-31- N W	6,5W	3000K	200mA	940 lm	83%
	 A298-12-32- N W	6,5W	4000K	200mA	960 lm	83%
SHOT LIGHT M 3 Asymmetric Trimless	A298-13-10- N W	10,3W	2700K	300mA	1230 lm	83%
	A298-13-11- N W	10,3W	3000K	300mA	1280 lm	83%
	A298-13-12- N W	10,3W	4000K	300mA	1300 lm	83%
	A298-13-30- N W	10,3W	2700K	300mA	1230 lm	83%
	A298-13-31- N W	10,3W	3000K	300mA	1280 lm	83%
	 A298-13-32- N W	10,3W	4000K	300mA	1300 lm	83%

220 V~ |  IP20 | CRI>90 | L80B10 >60.000h

* PHASE CUT & OTHER DIM OPTIONS PLEASE CONSULT



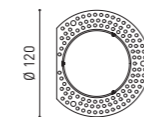
ACCESSORIES

SHOT LIGHT M High Chromatic LED  » 536

NOT SOLD SEPARATELY | AFFECTS THE LIGHTING PARAMETERS

SHOT LIGHT M Trimless Accessory A298-10-00**

** MANDATORY FOR INSTALLATION




COLOUR | N ■ | W □


MATERIAL |  AL |  ABS+PC

RAL  » 538

COLOURS MAY AFFECT THE LIGHTING PARAMETERS
"THE INVISIBLE BLACK" IS ONLY AVAILABLE FOR N COLOUR

 &  » PLEASE CONSULT





Power Electronics, Valencia (Spain) | Francesc Rifé Studio | Photography: Héctor Rubio - Images Positive



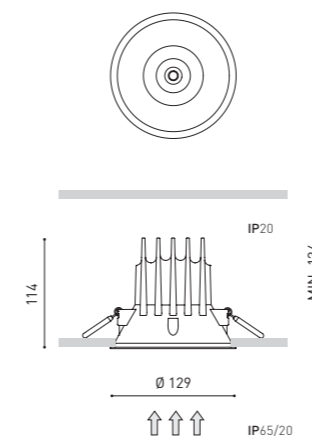
SHOT LIGHT BIG



>> MORE INFO

⊕ BEAM OPTIONS

1	18°
2	49°



		P	CCT	I	Flux	LOR
SHOT LIGHT Big 1	A448-11-⊕-0- N	11,8W	2700K	350mA	1490 lm	89%
	A448-11-⊕-1- N	11,8W	3000K	350mA	1600 lm	89%
	A448-11-⊕-2- N	11,8W	4000K	350mA	1720 lm	89%
SHOT LIGHT Big 2	A448-21-⊕-0- N	17,5W	2700K	500mA	2010 lm	89%
	A448-21-⊕-1- N	17,5W	3000K	500mA	2160 lm	89%
	A448-21-⊕-2- N	17,5W	4000K	500mA	2320 lm	89%
SHOT LIGHT Big 3	A448-31-⊕-0- N	25,3W	2700K	700mA	2600 lm	89%
	A448-31-⊕-1- N	25,3W	3000K	700mA	2780 lm	89%
	A448-31-⊕-2- N	25,3W	4000K	700mA	3000 lm	89%
	A448-32-⊕-0- N	25,3W	2700K	700mA	2600 lm	89%
	A448-32-⊕-1- N	25,3W	3000K	700mA	2780 lm	89%
	A448-32-⊕-2- N	25,3W	4000K	700mA	3000 lm	89%
	A448-33-⊕-0- N	25,3W	2700K	700mA	2600 lm	89%
	A448-33-⊕-1- N	25,3W	3000K	700mA	2780 lm	89%
	A448-33-⊕-2- N	25,3W	4000K	700mA	3000 lm	89%

220 V~ | IP20 | CRI>90 | L80B10 >60.000h

* PHASE CUT & OTHER DIM OPTIONS PLEASE CONSULT



		P	CCT	I	Flux	LOR
SHOT LIGHT Big IP65 1	A449-11-20- N W	11,8W	2700K	350mA	1490 lm	86%
	A449-11-21- N W	11,8W	3000K	350mA	1600 lm	86%
	A449-11-22- N W	11,8W	4000K	350mA	1720 lm	86%
SHOT LIGHT Big IP65 2	A449-21-20- N W	17,5W	2700K	500mA	2010 lm	86%
	A449-21-21- N W	17,5W	3000K	500mA	2160 lm	86%
	A449-21-22- N W	17,5W	4000K	500mA	2320 lm	86%
SHOT LIGHT Big IP65 3	A449-31-20- N W	25,3W	2700K	700mA	2600 lm	86%
	A449-31-21- N W	25,3W	3000K	700mA	2780 lm	86%
	A449-31-22- N W	25,3W	4000K	700mA	3000 lm	86%
	A449-32-20- N W	25,3W	2700K	700mA	2600 lm	86%
	A449-32-21- N W	25,3W	3000K	700mA	2780 lm	86%
	A449-32-22- N W	25,3W	4000K	700mA	3000 lm	86%
	A449-33-20- N W	25,3W	2700K	700mA	2600 lm	86%
	A449-33-21- N W	25,3W	3000K	700mA	2780 lm	86%
	A449-33-22- N W	25,3W	4000K	700mA	3000 lm	86%

220 V~ | IP65 | CRI>90 | L80B10 >60.000h

* PHASE CUT & OTHER DIM OPTIONS PLEASE CONSULT



COLOUR | N ■ | W □ |

MATERIAL | AL | ABS+PC |

RAL ⓘ >> 538

"THE INVISIBLE BLACK" IS ONLY AVAILABLE FOR N COLOUR

⊕ & ⊕ >> PLEASE CONSULT



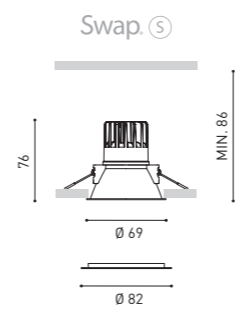
Swap


 reddot design award
 winner 2015

All in one - CaixaBank, Barcelona (Spain) | Francesc Rifé Studio | Photography: David Zarzoso




>> MORE INFO






		P	CCT	I	Flux	LOR
SWAP S CRI>90	A212-11-10- W R G Z WN N W65	5W	2700K	150mA	675 lm	86%
	A212-11-11- W R G Z WN N W65	5W	3000K	150mA	700 lm	86%
	A212-11-12- W R G Z WN N W65	5W	4000K	150mA	710 lm	86%
	A212-12-10- W R G Z WN N W65	7W	2700K	200mA	910 lm	86%
	A212-12-11- W R G Z WN N W65	7W	3000K	200mA	940 lm	86%
	A212-12-12- W R G Z WN N W65	7W	4000K	200mA	960 lm	86%
	A212-12-20- W R G Z WN N W65	7W	2700K	200mA	910 lm	86%
	PHASE CUT** A212-12-21- W R G Z WN N W65	7W	3000K	200mA	940 lm	86%
	A212-12-22- W R G Z WN N W65	7W	4000K	200mA	960 lm	86%
	A212-12-30- W R G Z WN N W65	7W	2700K	200mA	910 lm	86%
	DALI PUSH** A212-12-31- W R G Z WN N W65	7W	3000K	200mA	940 lm	86%
	A212-12-32- W R G Z WN N W65	7W	4000K	200mA	960 lm	86%
SWAP S Super CRI CRI>97	A312-12-10- W R G Z WN N W65	7W	2700K	200mA	770 lm	86%
	A312-12-11- W R G Z WN N W65	7W	3000K	200mA	800 lm	86%
	A312-12-12- W R G Z WN N W65	7W	4000K	200mA	820 lm	86%
	A312-12-20- W R G Z WN N W65	7W	2700K	200mA	770 lm	86%
	PHASE CUT** A312-12-21- W R G Z WN N W65	7W	3000K	200mA	800 lm	86%
	A312-12-22- W R G Z WN N W65	7W	4000K	200mA	820 lm	86%
	A312-12-30- W R G Z WN N W65	7W	2700K	200mA	770 lm	86%
	DALI PUSH** A312-12-31- W R G Z WN N W65	7W	3000K	200mA	800 lm	86%
	A312-12-32- W R G Z WN N W65	7W	4000K	200mA	820 lm	86%

220 V~ |  IP20 |  IP65* |  L80B10 > 40.000 h

 MacAdam Step 2 |  FAST | CONNEC |  INCL |  INCL | ACC. |  Ø62 |  UGR <19 |  33°

		P	CCT	I	Flux	LOR
SWAP S DIM to warm CRI>90	PHASE CUT** A212-13-29- W R G Z WN N W65	6W	3000-1800K	350mA	640 lm	80%
	DALI PUSH** A212-13-39- W R G Z WN N W65	6W	3000-1800K	350mA	640 lm	80%

220 V~ |  IP20 |  IP65* |  L80B20 > 55.000 h

 MacAdam Step 3 |  FAST | CONNEC |  INCL |  INCL | ACC. |  Ø62 |  UGR <19 |  33°

OPTIONAL ACCESSORY

*SWAP IP65

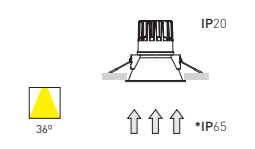
AFFECTS THE LIGHTING PARAMETERS

WHITE · DIRECT REFERENCE	LOR
W65 <input type="checkbox"/>	81%
W65 <input type="checkbox"/> DIM TO WARM	76%

OTHER COLOURS

REFERENCE + A212-10-65- | W | N | IP65 ACCESSORY S

PRE-ASSEMBLED. NOT SOLD SEPARATELY



COLOUR | W | R | G | Z | WN | N | MATERIAL |  AL |  PC |  PC | RAL  >> 538

** OTHER DIM OPTIONS PLEASE CONSULT | COLOURS MAY AFFECT THE LIGHTING PARAMETERS  &  >> PLEASE CONSULT



>> MORE INFO

		P	CCT	I	Flux	LOR
SWAP M CRI>90	A212-21-10- W R G Z WN N W65	5W	2700K	150mA	675lm	86%
	A212-21-11- W R G Z WN N W65	5W	3000K	150mA	700lm	86%
	A212-21-12- W R G Z WN N W65	5W	4000K	150mA	710lm	86%
	A212-22-10- W R G Z WN N W65	7W	2700K	200mA	910lm	86%
	A212-22-11- W R G Z WN N W65	7W	3000K	200mA	940lm	86%
	A212-22-12- W R G Z WN N W65	7W	4000K	200mA	960lm	86%
	A212-22-20- W R G Z WN N W65	7W	2700K	200mA	910lm	86%
	A212-22-21- W R G Z WN N W65	7W	3000K	200mA	940lm	86%
	PHASE CUT** A212-22-22- W R G Z WN N W65	7W	4000K	200mA	960lm	86%
	A212-22-30- W R G Z WN N W65	7W	2700K	200mA	910lm	86%
	A212-22-31- W R G Z WN N W65	7W	3000K	200mA	940lm	86%
	DALI PUSH** A212-22-32- W R G Z WN N W65	7W	4000K	200mA	960lm	86%
SWAP M Super CRI CRI>97	A312-22-10- W R G Z WN N W65	7W	2700K	200mA	770lm	86%
	A312-22-11- W R G Z WN N W65	7W	3000K	200mA	800lm	86%
	A312-22-12- W R G Z WN N W65	7W	4000K	200mA	820lm	86%
	A312-22-20- W R G Z WN N W65	7W	2700K	200mA	770lm	86%
	A312-22-21- W R G Z WN N W65	7W	3000K	200mA	800lm	86%
	PHASE CUT** A312-22-22- W R G Z WN N W65	7W	4000K	200mA	820lm	86%
	A312-22-30- W R G Z WN N W65	7W	2700K	200mA	770lm	86%
	A312-22-31- W R G Z WN N W65	7W	3000K	200mA	800lm	86%
	DALI PUSH** A312-22-32- W R G Z WN N W65	7W	4000K	200mA	820lm	86%

220 V~ | IP20 | IP65* | L80B10 >60.000h

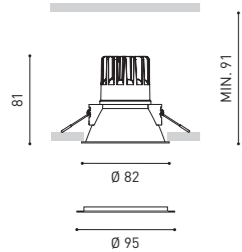


		P	CCT	I	Flux	LOR
SWAP M DIM to warm CRI>90	PHASE CUT** A212-23-29- W R G Z WN N W65	6W	3000-1800K	350mA	640lm	80%
	DALI PUSH** A212-23-39- W R G Z WN N W65	6W	3000-1800K	350mA	640lm	80%

220 V~ | IP20 | IP65* | L80B20 >55.000h



Swap. M



OPTIONAL ACCESSORIES

*SWAP IP65

AFFECTS THE LIGHTING PARAMETERS

WHITE · DIRECT REFERENCE	LOR
W65 □	81%
W65 □ DIM TO WARM	76%

OTHER COLOURS

REFERENCE + A212-20-65- | W | N | IP65 ACCESSORY M

PRE-ASSEMBLED. NOT SOLD SEPARATELY



FLAT SPRING ACCESSORY


A212-00-00

ACCESSORY FOR CONCRETE CEILINGS. NOT PRE-ASSEMBLED. SELF-INSTALLATION KIT TOGETHER WITH THE PRODUCT.



COLOUR | W □ | R ■ | G ■ | Z ■ | WN □ | N ■ | MATERIAL | AL | PC | PC | RAL ⓘ » 538

** OTHER DIM OPTIONS PLEASE CONSULT | COLOURS MAY AFFECT THE LIGHTING PARAMETERS | ⓘ & ⓘ » PLEASE CONSULT



MerKato, Valencia (Spain) | Francesc Rife Studio | Photography: David Zarzoso



>> MORE INFO

		P	CCT	I	Flux	LOR
SWAP L CRI>90	A212-31-10- W R G Z WN N W65	5W	2700K	150mA	675 lm	86%
	A212-31-11- W R G Z WN N W65	5W	3000K	150mA	700 lm	86%
	A212-31-12- W R G Z WN N W65	5W	4000K	150mA	710 lm	86%
	A212-32-10- W R G Z WN N W65	7W	2700K	200mA	910 lm	86%
	A212-32-11- W R G Z WN N W65	7W	3000K	200mA	940 lm	86%
	A212-32-12- W R G Z WN N W65	7W	4000K	200mA	960 lm	86%
	A212-32-20- W R G Z WN N W65	7W	2700K	200mA	910 lm	86%
	A212-32-21- W R G Z WN N W65	7W	3000K	200mA	940 lm	86%
	PHASE CUT** A212-32-22- W R G Z WN N W65	7W	4000K	200mA	960 lm	86%
	A212-32-30- W R G Z WN N W65	7W	2700K	200mA	910 lm	86%
	A212-32-31- W R G Z WN N W65	7W	3000K	200mA	940 lm	86%
	DALI PUSH** A212-32-32- W R G Z WN N W65	7W	4000K	200mA	960 lm	86%
SWAP L Super CRI CRI>97	A312-32-10- W R G Z WN N W65	7W	2700K	200mA	770 lm	86%
	A312-32-11- W R G Z WN N W65	7W	3000K	200mA	800 lm	86%
	A312-32-12- W R G Z WN N W65	7W	4000K	200mA	820 lm	86%
	A312-32-20- W R G Z WN N W65	7W	2700K	200mA	770 lm	86%
	A312-32-21- W R G Z WN N W65	7W	3000K	200mA	800 lm	86%
	PHASE CUT** A312-32-22- W R G Z WN N W65	7W	4000K	200mA	820 lm	86%
	A312-32-30- W R G Z WN N W65	7W	2700K	200mA	770 lm	86%
	A312-32-31- W R G Z WN N W65	7W	3000K	200mA	800 lm	86%
	DALI PUSH** A312-32-32- W R G Z WN N W65	7W	4000K	200mA	820 lm	86%

220 V~ | IP20 | IP65* | L80B10 > 60.000 h

MacAdam Step 2 |
 FAST | CONNEC |
 INCL |
 INCL | ACC. |
 Ø85 |
 UGR < 19 |
 40°

		P	CCT	I	Flux	LOR
SWAP L DIM to warm CRI>90	PHASE CUT** A212-33-29- W R G Z WN N W65	6W	3000-1800K	350mA	640 lm	80%
	DALI PUSH** A212-33-39- W R G Z WN N W65	6W	3000-1800K	350mA	640 lm	80%

220 V~ | IP20 | IP65* | L80B20 > 55.000 h

MacAdam Step 3 |
 FAST | CONNEC |
 INCL |
 INCL | ACC. |
 Ø85 |
 UGR < 19 |
 40°

OPTIONAL ACCESSORIES

*SWAP IP65

AFFECTS THE LIGHTING PARAMETERS

WHITE · DIRECT REFERENCE	LOR
W65	81%
W65 DIM TO WARM	76%

OTHER COLOURS

REFERENCE + A212-30-65- | W | N | IP65 ACCESSORY L

PRE-ASSEMBLED. NOT SOLD SEPARATELY

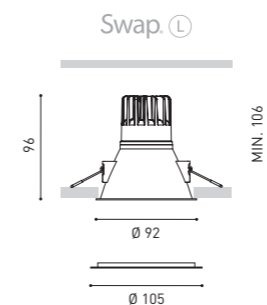
IP20 | 44°

↑ ↑ ↑ *IP65

FLAT SPRING ACCESSORY

A212-00-00

ACCESSORY FOR CONCRETE CEILINGS. NOT PRE-ASSEMBLED. SELF-INSTALLATION KIT TOGETHER WITH THE PRODUCT.



COLOUR | W | R | G | Z | WN | N | MATERIAL | AL | PC | PC | RAL » 538

** OTHER DIM OPTIONS PLEASE CONSULT | COLOURS MAY AFFECT THE LIGHTING PARAMETERS & » PLEASE CONSULT

All in one - CaixaBank, Barcelona (Spain) | Francesc Rifé Studio | Photography: David Zarzoso



>> MORE INFO

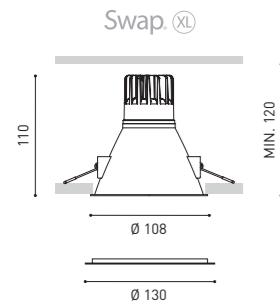
		P	CCT	I	Flux	LOR
SWAP XL CRI>90	A212-41-10- W R G Z WN N W65	5W	2700K	150mA	675lm	86%
	A212-41-11- W R G Z WN N W65	5W	3000K	150mA	700lm	86%
	A212-41-12- W R G Z WN N W65	5W	4000K	150mA	710lm	86%
	A212-42-10- W R G Z WN N W65	7W	2700K	200mA	910lm	86%
	A212-42-11- W R G Z WN N W65	7W	3000K	200mA	940lm	86%
	A212-42-12- W R G Z WN N W65	7W	4000K	200mA	960lm	86%
	A212-42-20- W R G Z WN N W65	7W	2700K	200mA	910lm	86%
	A212-42-21- W R G Z WN N W65	7W	3000K	200mA	940lm	86%
	PHASE CUT** A212-42-22- W R G Z WN N W65	7W	4000K	200mA	960lm	86%
SWAP XL Super CRI CRI>97	A212-42-30- W R G Z WN N W65	7W	2700K	200mA	910lm	86%
	A212-42-31- W R G Z WN N W65	7W	3000K	200mA	940lm	86%
	DALI PUSH** A212-42-32- W R G Z WN N W65	7W	4000K	200mA	960lm	86%
	A312-42-10- W R G Z WN N W65	7W	2700K	200mA	770lm	86%
	A312-42-11- W R G Z WN N W65	7W	3000K	200mA	800lm	86%
	A312-42-12- W R G Z WN N W65	7W	4000K	200mA	820lm	86%
	A312-42-20- W R G Z WN N W65	7W	2700K	200mA	770lm	86%
	A312-42-21- W R G Z WN N W65	7W	3000K	200mA	800lm	86%
	PHASE CUT** A312-42-22- W R G Z WN N W65	7W	4000K	200mA	820lm	86%
DALI PUSH**	A312-42-30- W R G Z WN N W65	7W	2700K	200mA	770lm	86%
	A312-42-31- W R G Z WN N W65	7W	3000K	200mA	800lm	86%
	A312-42-32- W R G Z WN N W65	7W	4000K	200mA	820lm	86%

220 V~ | IP20 | IP65* | L80B10 >60.000 h



		P	CCT	I	Flux	LOR
SWAP XL DIM to warm CRI>90	PHASE CUT** A212-43-29- W R G Z WN N W65	6W	3000-1800K	350mA	640lm	80%
	DALI PUSH** A212-43-39- W R G Z WN N W65	6W	3000-1800K	350mA	640lm	80%

220 V~ | IP20 | IP65* | L80B20 >55.000 h



OPTIONAL ACCESSORIES

*SWAP IP65


AFFECTS THE LIGHTING PARAMETERS

WHITE · DIRECT REFERENCE	LOR
W65 □	81%
W65 □ DIM TO WARM	76%

OTHER COLOURS

REFERENCE + A212-40-65- | W | N | IP65 ACCESSORY XL

PRE-ASSEMBLED. NOT SOLD SEPARATELY



FLAT SPRING ACCESSORY

A212-00-00

ACCESSORY FOR CONCRETE CEILINGS. NOT PRE-ASSEMBLED. SELF-INSTALLATION KIT TOGETHER WITH THE PRODUCT.



COLOUR | W □ | R ■ | G ■ | Z ■ | WN □ | N ■ | MATERIAL | AL | PC | PC | RAL ⓘ » 538

** OTHER DIM OPTIONS PLEASE CONSULT | COLOURS MAY AFFECT THE LIGHTING PARAMETERS | ⓘ & ⓘ » PLEASE CONSULT



All in one - CaixaBank, Barcelona (Spain) | Francesc Rité Studio | Photography: David Zarzoso

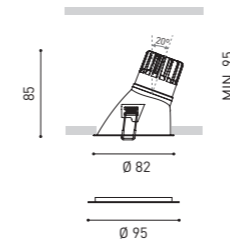


Leticia Vila & Vicente Olivares | Photography: Héctor Rubio - Imagus Positive



>> MORE INFO

Swap. M
Asymmetric



		P	CCT	I	Flux	LOR
SWAP M Asymmetric CRI>90	A216-21-10- W R G Z WN N W65	5W	2700K	150mA	675 lm	86%
	A216-21-11- W R G Z WN N W65	5W	3000K	150mA	700 lm	86%
	A216-21-12- W R G Z WN N W65	5W	4000K	150mA	710 lm	86%
	A216-22-10- W R G Z WN N W65	7W	2700K	200mA	910 lm	86%
	A216-22-11- W R G Z WN N W65	7W	3000K	200mA	940 lm	86%
	A216-22-12- W R G Z WN N W65	7W	4000K	200mA	960 lm	86%
	A216-22-20- W R G Z WN N W65	7W	2700K	200mA	910 lm	86%
	A216-22-21- W R G Z WN N W65	7W	3000K	200mA	940 lm	86%
	PHASE CUT** A216-22-22- W R G Z WN N W65	7W	4000K	200mA	960 lm	86%
	A216-22-30- W R G Z WN N W65	7W	2700K	200mA	910 lm	86%
	A216-22-31- W R G Z WN N W65	7W	3000K	200mA	940 lm	86%
	DALI PUSH** A216-22-32- W R G Z WN N W65	7W	4000K	200mA	960 lm	86%
SWAP M Asymmetric Super CRI CRI>97	A316-22-10- W R G Z WN N W65	7W	2700K	200mA	770 lm	86%
	A316-22-11- W R G Z WN N W65	7W	3000K	200mA	800 lm	86%
	A316-22-12- W R G Z WN N W65	7W	4000K	200mA	820 lm	86%
	A316-22-20- W R G Z WN N W65	7W	2700K	200mA	770 lm	86%
	A316-22-21- W R G Z WN N W65	7W	3000K	200mA	800 lm	86%
	PHASE CUT** A316-22-22- W R G Z WN N W65	7W	4000K	200mA	820 lm	86%
	A316-22-30- W R G Z WN N W65	7W	2700K	200mA	770 lm	86%
	A316-22-31- W R G Z WN N W65	7W	3000K	200mA	800 lm	86%
	DALI PUSH** A316-22-32- W R G Z WN N W65	7W	4000K	200mA	820 lm	86%

220 V~ | IP20 | IP65* | L80B10 > 60.000 h



		P	CCT	I	Flux	LOR
SWAP M Asymmetric DIM to warm CRI>90	PHASE CUT** A216-23-29- W R G Z WN N W65	6W	3000-1800K	350mA	640 lm	80%
	DALI PUSH** A216-23-39- W R G Z WN N W65	6W	3000-1800K	350mA	640 lm	80%

220 V~ | IP20 | IP65* | L80B20 > 55.000 h



OPTIONAL ACCESSORY

***SWAP IP65**

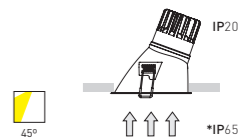
AFFECTS THE LIGHTING PARAMETERS

WHITE · DIRECT REFERENCE	LOR
W65 <input type="checkbox"/>	81%
W65 <input type="checkbox"/> DIM TO WARM	76%

OTHER COLOURS

REFERENCE + A212-20-65- | W | N | IP65 ACCESSORY M

PRE-ASSEMBLED. NOT SOLD SEPARATELY



COLOUR | W | R | G | Z | WN | N | MATERIAL | AL | PC | PC | RAL >> 538

** OTHER DIM OPTIONS PLEASE CONSULT | COLOURS MAY AFFECT THE LIGHTING PARAMETERS

& >> PLEASE CONSULT



>> MORE INFO

		P	CCT	I	Flux	LOR
SWAP L Asymmetric CRI>90	A216-31-10- W R G Z WN N W65	5W	2700K	150mA	675lm	86%
	A216-31-11- W R G Z WN N W65	5W	3000K	150mA	700lm	86%
	A216-31-12- W R G Z WN N W65	5W	4000K	150mA	710lm	86%
	A216-32-10- W R G Z WN N W65	7W	2700K	200mA	910lm	86%
	A216-32-11- W R G Z WN N W65	7W	3000K	200mA	940lm	86%
	A216-32-12- W R G Z WN N W65	7W	4000K	200mA	960lm	86%
	A216-32-20- W R G Z WN N W65	7W	2700K	200mA	910lm	86%
	A216-32-21- W R G Z WN N W65	7W	3000K	200mA	940lm	86%
	PHASE CUT** A216-32-22- W R G Z WN N W65	7W	4000K	200mA	960lm	86%
	A216-32-30- W R G Z WN N W65	7W	2700K	200mA	910lm	86%
	A216-32-31- W R G Z WN N W65	7W	3000K	200mA	940lm	86%
	DALI PUSH** A216-32-32- W R G Z WN N W65	7W	4000K	200mA	960lm	86%
SWAP L Asymmetric Super CRI CRI>97	A316-32-10- W R G Z WN N W65	7W	2700K	200mA	770lm	86%
	A316-32-11- W R G Z WN N W65	7W	3000K	200mA	800lm	86%
	A316-32-12- W R G Z WN N W65	7W	4000K	200mA	820lm	86%
	A316-32-20- W R G Z WN N W65	7W	2700K	200mA	770lm	86%
	A316-32-21- W R G Z WN N W65	7W	3000K	200mA	800lm	86%
	PHASE CUT** A316-32-22- W R G Z WN N W65	7W	4000K	200mA	820lm	86%
	A316-32-30- W R G Z WN N W65	7W	2700K	200mA	770lm	86%
	A316-32-31- W R G Z WN N W65	7W	3000K	200mA	800lm	86%
	DALI PUSH** A316-32-32- W R G Z WN N W65	7W	4000K	200mA	820lm	86%

220 V~ | IP20 | IP65* | L80B10 >60.000h



		P	CCT	I	Flux	LOR
SWAP L Asymmetric DIM to warm CRI>90	PHASE CUT** A216-33-29- W R G Z WN N W65	6W	3000-1800K	350mA	640lm	80%
	DALI PUSH** A216-33-39- W R G Z WN N W65	6W	3000-1800K	350mA	640lm	80%

220 V~ | IP20 | IP65* | L80B20 >55.000h



OPTIONAL ACCESSORY

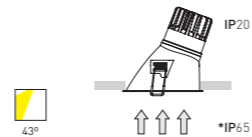
*SWAP IP65

AFFECTS THE LIGHTING PARAMETERS

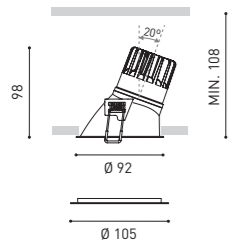
WHITE · DIRECT REFERENCE	LOR
W65	81%
W65 DIM TO WARM	76%

OTHER COLOURS

REFERENCE + A212-30-65- | W | N | IP65 ACCESSORY L
PRE-ASSEMBLED. NOT SOLD SEPARATELY



Swap L
Asymmetric



COLOUR | W | R | G | Z | WN | N | MATERIAL | AL | PC | PC | RAL » 538

** OTHER DIM OPTIONS PLEASE CONSULT | COLOURS MAY AFFECT THE LIGHTING PARAMETERS & » PLEASE CONSULT



>> MORE INFO

		P	CCT	I	Flux	LOR
SWAP Square CRI>90	A254-31-10- W R G Z WN N W65	5W	2700K	150mA	675lm	90%
	A254-31-11- W R G Z WN N W65	5W	3000K	150mA	700lm	90%
	A254-31-12- W R G Z WN N W65	5W	4000K	150mA	710lm	90%
	A254-32-10- W R G Z WN N W65	7W	2700K	200mA	910lm	90%
	A254-32-11- W R G Z WN N W65	7W	3000K	200mA	940lm	90%
	A254-32-12- W R G Z WN N W65	7W	4000K	200mA	960lm	90%
PHASE CUT**	A254-32-20- W R G Z WN N W65	7W	2700K	200mA	910lm	90%
	A254-32-21- W R G Z WN N W65	7W	3000K	200mA	940lm	90%
	A254-32-22- W R G Z WN N W65	7W	4000K	200mA	960lm	90%
	A254-32-30- W R G Z WN N W65	7W	2700K	200mA	910lm	90%
	A254-32-31- W R G Z WN N W65	7W	3000K	200mA	940lm	90%
	A254-32-32- W R G Z WN N W65	7W	4000K	200mA	960lm	90%
DALI PUSH**	A254-32-10- W R G Z WN N W65	7W	2700K	200mA	770lm	90%
	A254-32-11- W R G Z WN N W65	7W	3000K	200mA	800lm	90%
	A254-32-12- W R G Z WN N W65	7W	4000K	200mA	820lm	90%
	A254-32-20- W R G Z WN N W65	7W	2700K	200mA	770lm	90%
	A254-32-21- W R G Z WN N W65	7W	3000K	200mA	800lm	90%
	A254-32-22- W R G Z WN N W65	7W	4000K	200mA	820lm	90%
DALI PUSH**	A254-32-30- W R G Z WN N W65	7W	2700K	200mA	770lm	90%
	A254-32-31- W R G Z WN N W65	7W	3000K	200mA	800lm	90%
	A254-32-32- W R G Z WN N W65	7W	4000K	200mA	820lm	90%

220 V~ | 240 V~ | IP20 | IP65* | L80B10 >60.000h

MacAdam Step 2 FAST | CONNEC INCL INCL | ACC. 85 X 85 UGR *19 44°

		P	CCT	I	Flux	LOR
SWAP Square DIM to warm CRI>90	A254-33-29- W R G Z WN N W65	6W	3000-1800K	350mA	640lm	80%
	A254-33-39- W R G Z WN N W65	6W	3000-1800K	350mA	640lm	80%

220 V~ | 240 V~ | IP20 | IP65* | L80B20 >55.000h

MacAdam Step 3 FAST | CONNEC INCL INCL | ACC. 85 X 85 UGR *19 44°

OPTIONAL ACCESSORY

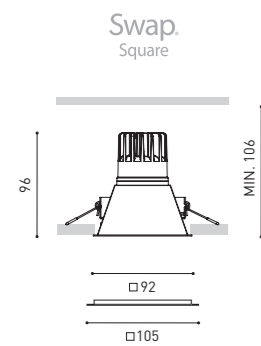
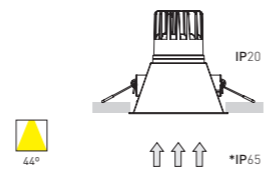
*SWAP IP65

AFFECTS THE LIGHTING PARAMETERS

WHITE · DIRECT REFERENCE	LOR
W65 □	85%
W65 □ DIM TO WARM	76%

OTHER COLOURS

REFERENCE + A254-30-65- | W | N | IP65 ACCESSORY Square
PRE-ASSEMBLED. NOT SOLD SEPARATELY



>> MORE INFO

		P	CCT	I	Flux	LOR
SWAP Square Asymmetric CRI>90	A255-31-10- W R G Z WN N W65	5W	2700K	150mA	675lm	86%
	A255-31-11- W R G Z WN N W65	5W	3000K	150mA	700lm	86%
	A255-31-12- W R G Z WN N W65	5W	4000K	150mA	710lm	86%
	A255-32-10- W R G Z WN N W65	7W	2700K	200mA	910lm	86%
	A255-32-11- W R G Z WN N W65	7W	3000K	200mA	940lm	86%
	A255-32-12- W R G Z WN N W65	7W	4000K	200mA	960lm	86%
PHASE CUT**	A255-32-20- W R G Z WN N W65	7W	2700K	200mA	910lm	86%
	A255-32-21- W R G Z WN N W65	7W	3000K	200mA	940lm	86%
	A255-32-22- W R G Z WN N W65	7W	4000K	200mA	960lm	86%
	A255-32-30- W R G Z WN N W65	7W	2700K	200mA	910lm	86%
	A255-32-31- W R G Z WN N W65	7W	3000K	200mA	940lm	86%
	A255-32-32- W R G Z WN N W65	7W	4000K	200mA	960lm	86%
DALI PUSH**	A255-32-10- W R G Z WN N W65	7W	2700K	200mA	770lm	86%
	A255-32-11- W R G Z WN N W65	7W	3000K	200mA	800lm	86%
	A255-32-12- W R G Z WN N W65	7W	4000K	200mA	820lm	86%
	A255-32-20- W R G Z WN N W65	7W	2700K	200mA	770lm	86%
	A255-32-21- W R G Z WN N W65	7W	3000K	200mA	800lm	86%
	A255-32-22- W R G Z WN N W65	7W	4000K	200mA	820lm	86%
DALI PUSH**	A255-32-30- W R G Z WN N W65	7W	2700K	200mA	770lm	86%
	A255-32-31- W R G Z WN N W65	7W	3000K	200mA	800lm	86%
	A255-32-32- W R G Z WN N W65	7W	4000K	200mA	820lm	86%

220 V~ | 240 V~ | IP20 | IP65* | L80B10 >60.000h

MacAdam Step 2 FAST | CONNEC INCL INCL | ACC. 85 X 85 52°

		P	CCT	I	Flux	LOR
SWAP Square Asymmetric DIM to warm CRI>90	A255-33-29- W R G Z WN N W65	6W	3000-1800K	350mA	640lm	80%
	A255-33-39- W R G Z WN N W65	6W	3000-1800K	350mA	640lm	80%

220 V~ | 240 V~ | IP20 | IP65* | L80B20 >55.000h

MacAdam Step 3 FAST | CONNEC INCL INCL | ACC. 85 X 85 52°

OPTIONAL ACCESSORY

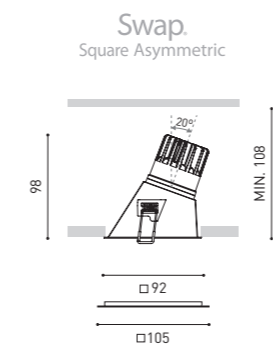
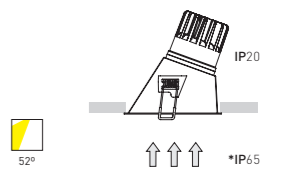
*SWAP IP65

AFFECTS THE LIGHTING PARAMETERS

WHITE · DIRECT REFERENCE	LOR
W65 □	81%
W65 □ DIM TO WARM	76%

OTHER COLOURS

REFERENCE + A254-30-65- | W | N | IP65 ACCESSORY Square
PRE-ASSEMBLED. NOT SOLD SEPARATELY



COLOUR | W □ | R □ | G □ | Z □ | WN □ | N □ | MATERIAL | AL | PC | PC | RAL ⓘ » 538

** OTHER DIM OPTIONS PLEASE CONSULT | COLOURS MAY AFFECT THE LIGHTING PARAMETERS ⓘ & ⓘ » PLEASE CONSULT



COLOUR | W □ | R □ | G □ | Z □ | WN □ | N □ | MATERIAL | AL | PC | PC | RAL ⓘ » 538

** OTHER DIM OPTIONS PLEASE CONSULT | COLOURS MAY AFFECT THE LIGHTING PARAMETERS ⓘ & ⓘ » PLEASE CONSULT



EXTRA BEZEL

BISEL EXTRA

Extra Bezel
Collerette Extra
Cornice Extra
Zusatz-Zierring



Complemento siempre incluido pero de uso opcional. Extiende el bisel de la pieza para cubrir empotramientos mayores, conservando el minimalismo de Swap y su perfecta integración en el techo. Fácil instalación. Ideal para reformas en las que remplazar puntos de luz, con agujeros preexistentes, sin obras en el techo ni volver a pintar. Swap es la mejor opción de actualización al LED, frente a las lámparas de sustitución 'retrofit'.

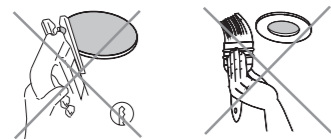
Accessory always included but for optional use. It extends the piece's bezel to cover larger recesses, keeping Swap's minimalism and its perfect integration into the ceiling. Easy to fit. Ideal for reforms to replace the light spot, with the already existing holes, without altering the ceiling or repainting. Swap is the best option for updating to LED technology by means of a real light fixture with incorporated LED, in contrast to just a retrofit lamp that only implies a less efficient update of the light source.

Complément toujours inclus mais à utiliser en option. Élargissement de la collerette de la pièce pour couvrir des encastréments supérieurs tout en préservant le minimalisme de Swap et son intégration parfaite au plafond. Facile à installer. Idéal pour les réaménagements comprenant des points lumineux à remplacer avec des trous préexistants, sans travaux au plafond et sans besoin de repeindre. Swap est la meilleure option d'actualisation au LED, quand le LED et l'appareil d'éclairage sont intégrés, face aux lampes de substitution «retrofit».

Complemento sempre incluso, ma di uso facoltativo. Estende la cornice del pezzo per coprire incassi maggiori, conservando il minimalismo di Swap e la sua perfetta integrazione con il soffitto. Di facile installazione. Ideale per ristrutturazioni in cui è necessario sostituire punti luce, con fori pre-esistenti, senza lavori al soffitto né verniciatura. Swap è la migliore opzione di passaggio al LED rispetto alle lampade di sostituzione 'retrofit' che si limitano ad adeguare soltanto la fonte di luce.

Stets im Lieferumfang enthaltenes Zubehör-Teil, das optional verwendet werden kann, zur Verbreiterung des vorhandenen Zierrings und somit auch der Abdeckung größerer Lochmaße. Dabei bleiben der Minimalismus von Swap und die perfekte Integration in die Decke erhalten. Einfacher Einbau. Ideal bei Renovierungen, um Leuchten an bereits bestehenden Öffnungen ohne Eingriffe an der Decke oder zusätzliche Malerarbeiten auszutauschen. SWAP ist somit die ideale Option auf eine echte LED Leuchte mit integrierter LED aufzurüsten, statt nur mit einer ineffizienten Retrofit-Lampe das Leuchtmittel zu aktualisieren.

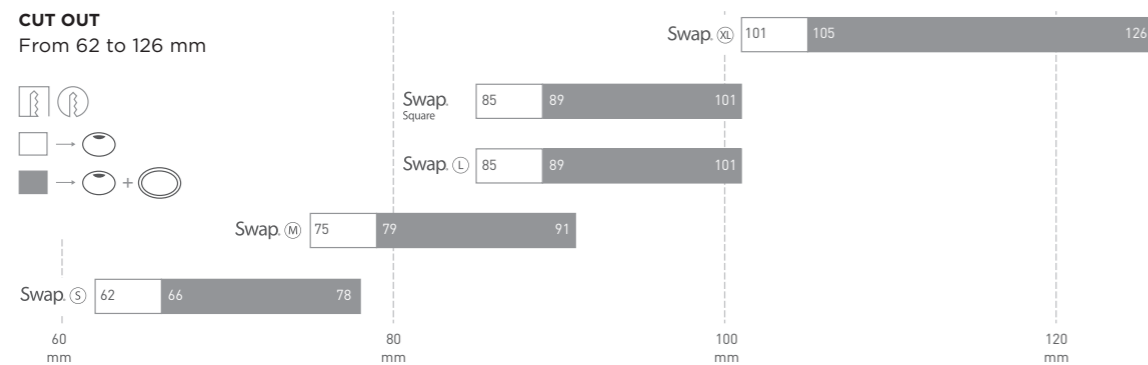
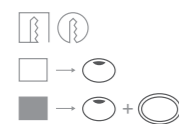
Swap COLOUR	W	R	G	Z	W	N	N
bezel COLOUR	W	W	W	W	W	N	N



NO WORKS, NO REPAINTING

CUT OUT

From 62 to 126 mm



CUT-OUT MEASURES

④ 62-126

Swap (S)



④ 62-66
+
④ 66-78

Swap (M)



④ 75-79
+
④ 79-91

Swap (L)



④ 85-89
+
④ 89-101

Swap (XL)



④ 101-105
+
④ 105-126

④ 75-101

Swap (M) Asymmetric



④ 75-79
+
④ 79-91

Swap (L) Asymmetric



④ 85-89
+
④ 89-101

④ 85-101

Swap Square



④ 85-89
+
④ 89-101

Swap Square Asymmetric



④ 85-89
+
④ 89-101



Brassa de mar, Valencia (Spain) | Francesc Rifé Studio | Photography: David Zarzoso



		P	CCT	I	Flux	LOR
SWAP S RT 2012	A412-11-10- W R G Z WN N	5W	2700K	150mA	675 lm	81%
	A412-11-11- W R G Z WN N	5W	3000K	150mA	700 lm	81%
	A412-11-12- W R G Z WN N	5W	4000K	150mA	710 lm	81%
	A412-12-10- W R G Z WN N	7W	2700K	200mA	910 lm	81%
	A412-12-11- W R G Z WN N	7W	3000K	200mA	940 lm	81%
	A412-12-12- W R G Z WN N	7W	4000K	200mA	960 lm	81%

220 V~ | 240 V~ | IP65 | CRI>90 | L80B10 >60.000h

MacAdam Step 2 |
 FAST | CONNEC |
 INCL |
 EXCL | ACC. |
 Ø62 |
 UGR <19 |
 46°

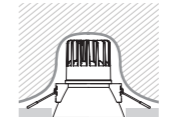


		P	CCT	I	Flux	LOR
SWAP M RT 2012	A412-21-10- W R G Z WN N	5W	2700K	150mA	675 lm	81%
	A412-21-11- W R G Z WN N	5W	3000K	150mA	700 lm	81%
	A412-21-12- W R G Z WN N	5W	4000K	150mA	710 lm	81%
	A412-22-10- W R G Z WN N	7W	2700K	200mA	910 lm	81%
	A412-22-11- W R G Z WN N	7W	3000K	200mA	940 lm	81%
	A412-22-12- W R G Z WN N	7W	4000K	200mA	960 lm	81%

220 V~ | 240 V~ | IP65 | CRI>90 | L80B10 >60.000h

MacAdam Step 2 |
 FAST | CONNEC |
 INCL |
 EXCL | ACC. |
 Ø75 |
 UGR <19 |
 46°

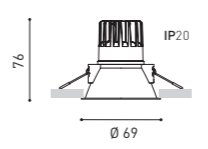
RECOVRABLE
D'ISOLANT DEROULE



↑↑↑ IP65

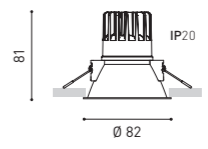
EXCL | COLLERETTE EXCLUE. NON COMPATIBLE

Swap. (S) RT 2012



↑↑↑ IP65

Swap. (M) RT 2012



↑↑↑ IP65



SPÉCIALE FRANCE

COLOUR | W | R | G | Z | WN | N | MATERIAL | AL | PC | RAL » 538

COLOURS MAY AFFECT THE LIGHTING PARAMETERS | ADD-ON BEZEL EXCLUDED. NOT COMPATIBLE



Pointer

archiproducts
DESIGN AWARDS
—
WINNER 2017

A
Silver Delta
Adi Awards
2018

Victor García Arquitectos Studio, Valencia (Spain) | Victor García Martínez-Angulo | Photography: David Zarzoso

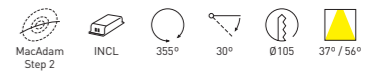


>> MORE INFO



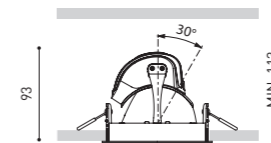
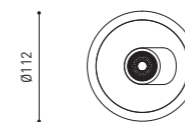

		P	CCT	I	Flux	LOR
POINTER	A271-11- Ⓞ -0- W N	5W	2700K	150mA	680 lm	78%
	A271-11- Ⓞ -1- W N	5W	3000K	150mA	700 lm	78%
	A271-11- Ⓞ -2- W N	5W	4000K	150mA	720 lm	78%
	A271-21- Ⓞ -0- W N	7W	2700K	200mA	860 lm	78%
	A271-21- Ⓞ -1- W N	7W	3000K	200mA	900 lm	78%
	A271-21- Ⓞ -2- W N	7W	4000K	200mA	920 lm	78%
	A271-31- Ⓞ -0- W N	11W	2700K	300mA	1200 lm	78%
	A271-31- Ⓞ -1- W N	11W	3000K	300mA	1250 lm	78%
	A271-31- Ⓞ -2- W N	11W	4000K	300mA	1280 lm	78%
PHASE CUT *	A271-32- Ⓞ -0- W N	11W	2700K	300mA	1200 lm	78%
	A271-32- Ⓞ -1- W N	11W	3000K	300mA	1250 lm	78%
	A271-32- Ⓞ -2- W N	11W	4000K	300mA	1280 lm	78%
DALI I PUSH *	A271-33- Ⓞ -0- W N	11W	2700K	300mA	1200 lm	78%
	A271-33- Ⓞ -1- W N	11W	3000K	300mA	1250 lm	78%
	A271-33- Ⓞ -2- W N	11W	4000K	300mA	1280 lm	78%

220 V~ | IP20 | CRI>90 | L80B10 >60,000h



Ⓞ BEAM OPTIONS

1	37°
2	56°



COLOUR | W □ | N ■ | MATERIAL | AL | PC |

RAL ⓘ » 538

* OTHER DIM OPTIONS PLEASE CONSULT | COLOURS MAY AFFECT THE LIGHTING PARAMETERS

Ⓞ & ☰ » PLEASE CONSULT

Lex



>> MORE INFO

		P	CCT	I	Flux	LOR
LEX 1	A070-01-25- W R G Z WN N	10W	2700K	300mA	1370 lm	70%
	A070-01-01- W R G Z WN N	10W	3000K	300mA	1420 lm	70%
	A070-01-02- W R G Z WN N	10W	4000K	300mA	1440 lm	70%
LEX 2	A070-01-26- W R G Z WN N	17W	2700K	500mA	2070 lm	70%
	A070-01-03- W R G Z WN N	17W	3000K	500mA	2150 lm	70%
	A070-01-04- W R G Z WN N	17W	4000K	500mA	2180 lm	70%
	A070-01-27- W R G Z WN N	17W	2700K	500mA	2070 lm	70%
	A070-01-07- W R G Z WN N	17W	3000K	500mA	2150 lm	70%
	A070-01-08- W R G Z WN N	17W	4000K	500mA	2180 lm	70%
	A070-01-29- W R G Z WN N	17W	2700K	500mA	2070 lm	70%
	A070-01-15- W R G Z WN N	17W	3000K	500mA	2150 lm	70%
	A070-01-16- W R G Z WN N	17W	4000K	500mA	2180 lm	70%
	LEX 3	A070-01-30- W R G Z WN N	24W	2700K	700mA	2690 lm
A070-01-17- W R G Z WN N		24W	3000K	700mA	2800 lm	70%
A070-01-18- W R G Z WN N		24W	4000K	700mA	2840 lm	70%
A070-01-31- W R G Z WN N		24W	2700K	700mA	2690 lm	70%
A070-01-23- W R G Z WN N		24W	3000K	700mA	2800 lm	70%
A070-01-24- W R G Z WN N		24W	4000K	700mA	2840 lm	70%
A070-01-33- W R G Z WN N		24W	2700K	700mA	2690 lm	70%
A070-01-21- W R G Z WN N		24W	3000K	700mA	2800 lm	70%
A070-01-22- W R G Z WN N		24W	4000K	700mA	2840 lm	70%

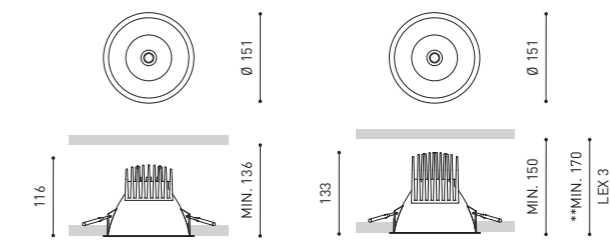
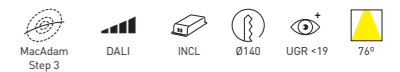
220 V~ | IP20 | CRI>90 | L80B10 >60,000h

DIM PHASE CUT PLEASE CONSULT



		P	CCT	I	Flux	LOR	
LEX	Tunable White	A368-01-00- W R G Z WN N	21,5W	2700-5000K	600mA	2300 lm	70%
LEX	DIM to warm	A368-02-00- W R G Z WN N	20W	1800-3000K	600mA	2150 lm	70%

220 V~ | IP20 | CRI>90 | L80B10 >55,000h




OPTIONAL
LEX High Chromatic LED * » 536
 NOT SOLD SEPARATELY

DESIGN PLUS
2012 AWARD



COLOUR | W | R | G | Z | WN | N | MATERIAL | AL | PC | RAL » 536


OTHER CCT PLEASE CONSULT | * HIGH CHROMATIC LED & COLOURS AFFECT THE LIGHTING PARAMETERS & » PLEASE CONSULT



Arkostlight Headquarters, Valencia (Spain) | Francesc Rifle Studio | Victor Garcia Martínez Arquitecto | Photography: David Zarzoso



LEX BLUE ON



LEX BLUE OFF

>> MORE INFO

		P	CCT	I	Flux	LOR
LEX Blue 1	A070-02-25- W	10W	2700K	300mA	1370 lm	70%
	A070-02-01- W	10W	3000K	300mA	1420 lm	70%
	A070-02-02- W	10W	4000K	300mA	1440 lm	70%
LEX Blue 2	A070-02-26- W	17W	2700K	500mA	2070 lm	70%
	A070-02-03- W	17W	3000K	500mA	2150 lm	70%
	A070-02-04- W	17W	4000K	500mA	2180 lm	70%
	A070-02-27- W	17W	2700K	500mA	2070 lm	70%
	A070-02-07- W	17W	3000K	500mA	2150 lm	70%
	A070-02-08- W	17W	4000K	500mA	2180 lm	70%
	A070-02-29- W	17W	2700K	500mA	2070 lm	70%
	A070-02-15- W	17W	3000K	500mA	2150 lm	70%
LEX Blue 3	A070-02-16- W	17W	4000K	500mA	2180 lm	70%
	A070-02-30- W	24W	2700K	700mA	2690 lm	70%
	A070-02-17- W	24W	3000K	700mA	2800 lm	70%
	A070-02-18- W	24W	4000K	700mA	2840 lm	70%
	A070-02-31- W	24W	2700K	700mA	2690 lm	70%
	A070-02-23- W	24W	3000K	700mA	2800 lm	70%
	A070-02-24- W	24W	4000K	700mA	2840 lm	70%
	A070-02-33- W	24W	2700K	700mA	2690 lm	70%
	A070-02-21- W	24W	3000K	700mA	2800 lm	70%
	A070-02-22- W	24W	4000K	700mA	2840 lm	70%

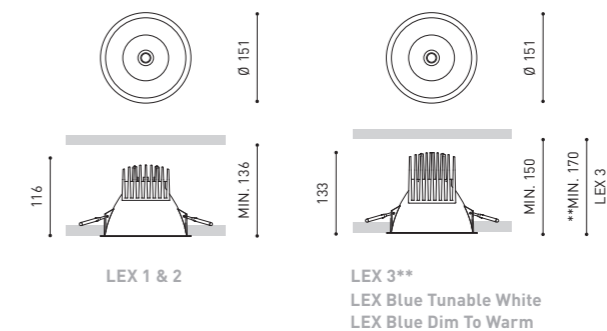
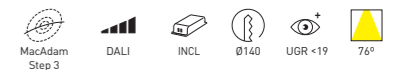
220 V~ | IP20 | CRI>90 | L80B10 >60,000h



DIM PHASE CUT PLEASE CONSULT

		P	CCT	I	Flux	LOR
LEX Blue Tunable White	A368-11-00- W	21,5W	2700-5000K	600mA	2300 lm	70%
LEX Blue DIM to warm	A368-12-00- W	20W	1800-3000K	600mA	2150 lm	70%

220 V~ | IP20 | CRI>90 | L80B10 >55,000h



OPTIONAL
LEX High Chromatic LED* ⓘ » 536
NOT SOLD SEPARATELY



COLOUR | W □ | MATERIAL | AL | PC |

RAL ⓘ » 538

OTHER CCT PLEASE CONSULT | * HIGH CHROMATIC LED & COLOURS AFFECT THE LIGHTING PARAMETERS

Ⓜ & Ⓜ » PLEASE CONSULT



>> MORE INFO

		P	CCT	I	Flux	LOR
LEX Asymmetric 1	A071-01-25- W R G Z WN N	10W	2700K	300mA	1370 lm	70%
	A071-01-01- W R G Z WN N	10W	3000K	300mA	1420 lm	70%
	A071-01-02- W R G Z WN N	10W	4000K	300mA	1440 lm	70%
LEX Asymmetric 2	A071-01-26- W R G Z WN N	17W	2700K	500mA	2070 lm	70%
	A071-01-03- W R G Z WN N	17W	3000K	500mA	2150 lm	70%
	A071-01-04- W R G Z WN N	17W	4000K	500mA	2180 lm	70%
	A071-01-27- W R G Z WN N	17W	2700K	500mA	2070 lm	70%
	A071-01-07- W R G Z WN N	17W	3000K	500mA	2150 lm	70%
	A071-01-08- W R G Z WN N	17W	4000K	500mA	2180 lm	70%
	A071-01-29- W R G Z WN N	17W	2700K	500mA	2070 lm	70%
	A071-01-15- W R G Z WN N	17W	3000K	500mA	2150 lm	70%
LEX Asymmetric 3	A071-01-16- W R G Z WN N	17W	4000K	500mA	2180 lm	70%
	A071-01-30- W R G Z WN N	24W	2700K	700mA	2690 lm	70%
	A071-01-17- W R G Z WN N	24W	3000K	700mA	2800 lm	70%
	A071-01-18- W R G Z WN N	24W	4000K	700mA	2840 lm	70%
	A071-01-31- W R G Z WN N	24W	2700K	700mA	2690 lm	70%
	A071-01-23- W R G Z WN N	24W	3000K	700mA	2800 lm	70%
	A071-01-24- W R G Z WN N	24W	4000K	700mA	2840 lm	70%
	A071-01-33- W R G Z WN N	24W	2700K	700mA	2690 lm	70%
A071-01-21- W R G Z WN N	24W	3000K	700mA	2800 lm	70%	
A071-01-22- W R G Z WN N	24W	4000K	700mA	2840 lm	70%	

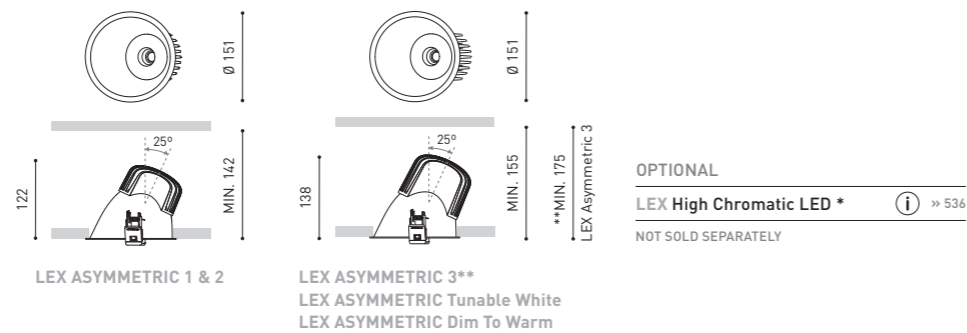
220 V~ | IP20 | CRI>90 | L80B10 >60.000 h

DIM PHASE CUT PLEASE CONSULT



		P	CCT	I	Flux	LOR
LEX Asymmetric Tunable White	A369-01-00- W R G Z WN N	21,5W	2700-5000K	600mA	2300 lm	70%
LEX Asymmetric DIM to warm	A369-02-00- W R G Z WN N	20W	1800-3000K	600mA	2150 lm	70%

220 V~ | IP20 | CRI>90 | L80B10 >55.000 h




COLOUR | W | R | G | Z | WN | N | MATERIAL | AL | PC | RAL » 538

OTHER CCT PLEASE CONSULT | * HIGH CHROMATIC LED & COLOURS AFFECT THE LIGHTING PARAMETERS & » PLEASE CONSULT



LEX ASYMMETRIC BLUE ON



LEX ASYMMETRIC BLUE OFF

>> MORE INFO

		P	CCT	I	Flux	LOR
LEX Asymmetric Blue 1	A071-02-25- W	10W	2700K	300mA	1370 lm	70%
	A071-02-01- W	10W	3000K	300mA	1420 lm	70%
	A071-02-02- W	10W	4000K	300mA	1440 lm	70%
LEX Asymmetric Blue 2	A071-02-26- W	17W	2700K	500mA	2070 lm	70%
	A071-02-03- W	17W	3000K	500mA	2150 lm	70%
	A071-02-04- W	17W	4000K	500mA	2180 lm	70%
	A071-02-27- W	17W	2700K	500mA	2070 lm	70%
	A071-02-07- W	17W	3000K	500mA	2150 lm	70%
	A071-02-08- W	17W	4000K	500mA	2180 lm	70%
	A071-02-29- W	17W	2700K	500mA	2070 lm	70%
	A071-02-15- W	17W	3000K	500mA	2150 lm	70%
LEX Asymmetric Blue 3	A071-02-16- W	17W	4000K	500mA	2180 lm	70%
	A071-02-30- W	24W	2700K	700mA	2690 lm	70%
	A071-02-17- W	24W	3000K	700mA	2800 lm	70%
	A071-02-18- W	24W	4000K	700mA	2840 lm	70%
	A071-02-31- W	24W	2700K	700mA	2690 lm	70%
	A071-02-23- W	24W	3000K	700mA	2800 lm	70%
	A071-02-24- W	24W	4000K	700mA	2840 lm	70%
	A071-02-33- W	24W	2700K	700mA	2690 lm	70%
A071-02-21- W	24W	3000K	700mA	2800 lm	70%	
A071-02-22- W	24W	4000K	700mA	2840 lm	70%	

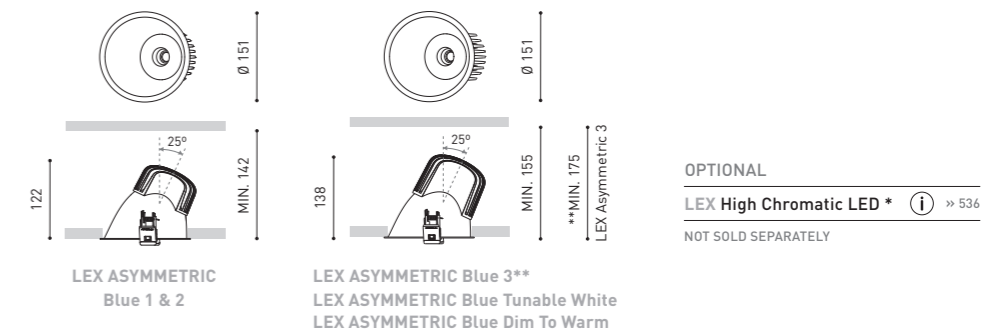
220 V~ | IP20 | CRI>90 | L80B10 >60.000 h

DIM PHASE CUT PLEASE CONSULT



		P	CCT	I	Flux	LOR
LEX Asymmetric Blue Tunable White	A369-11-00- W	21,5W	2700-5000K	600mA	2300 lm	70%
LEX Asymmetric Blue DIM to warm	A369-12-00- W	20W	1800-3000K	600mA	2150 lm	70%

220 V~ | IP20 | CRI>90 | L80B10 >55.000 h



COLOUR | W | MATERIAL | AL | PC | RAL » 538

OTHER CCT PLEASE CONSULT | * HIGH CHROMATIC LED & COLOURS AFFECT THE LIGHTING PARAMETERS & » PLEASE CONSULT






all in one
Acceso ágil a través de tarjeta, wifi
o app Now. Pregúntalo a tu gestor

All in one - CaixaBank, Barcelona (Spain) | Francesc Rifé Studio | Photography: David Zarzoso



LEX MINI & LEX MINI BLUE ON



LEX MINI BLUE OFF

>> MORE INFO

		P	CCT	I	Flux	LOR
LEX Mini 1	A378-01-10- W R G Z WN N	6,5W	2700K	200mA	910 lm	70%
	A378-01-11- W R G Z WN N	6,5W	3000K	200mA	940 lm	70%
	A378-01-12- W R G Z WN N	6,5W	4000K	200mA	960 lm	70%
LEX Mini Blue 1	A378-11-10- W	6,5W	2700K	200mA	910 lm	70%
	A378-11-11- W	6,5W	3000K	200mA	940 lm	70%
	A378-11-12- W	6,5W	4000K	200mA	960 lm	70%
LEX Mini 2	A378-02- Ⓞ -0- W R G Z WN N	12W	2700K	350mA	1400 lm	70%
	A378-02- Ⓞ -1- W R G Z WN N	12W	3000K	350mA	1460 lm	70%
	A378-02- Ⓞ -2- W R G Z WN N	12W	4000K	350mA	1480 lm	70%
LEX Mini Blue 2	A378-12- Ⓞ -0- W	12W	2700K	350mA	1400 lm	70%
	A378-12- Ⓞ -1- W	12W	3000K	350mA	1460 lm	70%
	A378-12- Ⓞ -2- W	12W	4000K	350mA	1480 lm	70%

220 V~ | 240 V~ | IP20 | CRI>90 | L80B10 >60.000h



Ⓞ *OPTIONS

1	No DIM
2	DIM DALI
3	DIM Push

* DIM PHASE CUT PLEASE CONSULT

OPTIONAL

LEX High Chromatic LED ** ⓘ » 536

NOT SOLD SEPARATELY

		P	CCT	I	Flux	LOR
LEX Mini Tunable White	A378-00-28- W R G Z WN N	10,5W	2700-5000K	600mA	1250 lm	70%
LEX Mini Blue Tunable White	A378-10-28- W	10,5W	2700-5000K	600mA	1250 lm	70%

220 V~ | 240 V~ | IP20 | CRI>90 | L80B10 >55.000h

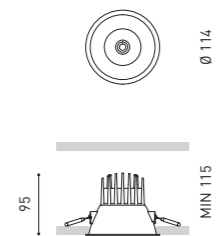


		P	CCT	I	Flux	LOR
LEX Mini DIM to Warm	A378-00-29- W R G Z WN N	11,5W	1800-3000K	350mA	1265 lm	70%
LEX Mini Blue dim to warm	A378-10-29- W	11,5W	1800-3000K	350mA	1265 lm	70%

220 V~ | 240 V~ | IP20 | CRI>90 | L80B10 >55.000h



DIM PHASE CUT PLEASE CONSULT




COLOUR | W | R | G | Z | WN | N | MATERIAL | AL | PC | RAL ⓘ » 538

** HIGH CHROMATIC LED & COLOURS AFFECT THE LIGHTING PARAMETERS

Ⓞ & ⓘ » PLEASE CONSULT



LEX MINI ASYMMETRIC & MINI ASYMMETRIC BLUE ON



LEX MINI ASYMMETRIC BLUE OFF

>> MORE INFO

		P	CCT	I	Flux	LOR
LEX Mini Asymmetric 1	A379-01-10- W R G Z WN N	6,5W	2700K	200mA	910 lm	70%
	A379-01-11- W R G Z WN N	6,5W	3000K	200mA	940 lm	70%
	A379-01-12- W R G Z WN N	6,5W	4000K	200mA	960 lm	70%
LEX Mini Asymmetric Blue 1	A379-11-10- W	6,5W	2700K	200mA	910 lm	70%
	A379-11-11- W	6,5W	3000K	200mA	940 lm	70%
	A379-11-12- W	6,5W	4000K	200mA	960 lm	70%
LEX Mini Asymmetric 2	A379-02- Ⓞ -0- W R G Z WN N	12W	2700K	350mA	1400 lm	70%
	A379-02- Ⓞ -1- W R G Z WN N	12W	3000K	350mA	1460 lm	70%
	A379-02- Ⓞ -2- W R G Z WN N	12W	4000K	350mA	1480 lm	70%
LEX Mini Asymmetric Blue 2	A379-12- Ⓞ -0- W	12W	2700K	350mA	1400 lm	70%
	A379-12- Ⓞ -1- W	12W	3000K	350mA	1460 lm	70%
	A379-12- Ⓞ -2- W	12W	4000K	350mA	1480 lm	70%

220 V~ | 240 V~ | IP20 | CRI>90 | L80B10 >60.000h



Ⓞ *OPTIONS

1	No DIM
2	DIM DALI
3	DIM Push

* DIM PHASE CUT PLEASE CONSULT

OPTIONAL

LEX High Chromatic LED ** ⓘ » 536

NOT SOLD SEPARATELY

		P	CCT	I	Flux	LOR
LEX Mini Asymmetric Tunable White	A379-00-28- W R G Z WN N	10,5W	2700-5000K	600mA	1250 lm	70%
LEX Mini Asymmetric Blue Tunable White	A379-10-28- W	10,5W	2700-5000K	600mA	1250 lm	70%

220 V~ | 240 V~ | IP20 | CRI>90 | L80B10 >55.000h

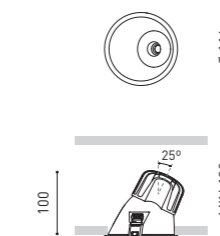


		P	CCT	I	Flux	LOR
LEX Mini Asymmetric DIM to Warm	A379-00-29- W R G Z WN N	11,5W	1800-3000K	350mA	1265 lm	70%
LEX Mini Asymmetric Blue DIM to warm	A379-10-29- W	11,5W	1800-3000K	350mA	1265 lm	70%

220 V~ | 240 V~ | IP20 | CRI>90 | L80B10 >55.000h



DIM PHASE CUT PLEASE CONSULT



COLOUR | W | R | G | Z | WN | N | MATERIAL | AL | PC | RAL ⓘ » 538

** HIGH CHROMATIC LED & COLOURS AFFECT THE LIGHTING PARAMETERS

Ⓞ & ⓘ » PLEASE CONSULT

Alaska

TRIMLESS



Gallardo Llopis Arquitectos | Aedificatoria | Photography: Germán Cabo

EXTENDED FAMILY



reddot winner 2021
lighting design


P.451 | Alaska Fancy Shape



P.249 | Alaska Suspension



P.360 | Alaska 24V



>> MORE INFO

		CCT	LOR
ALASKA Trimless	A401-00-00- N	2700K	30%
	A401-00-01- N	3000K	30%

IP20 | CRI>90 | L90B10 >60.000h



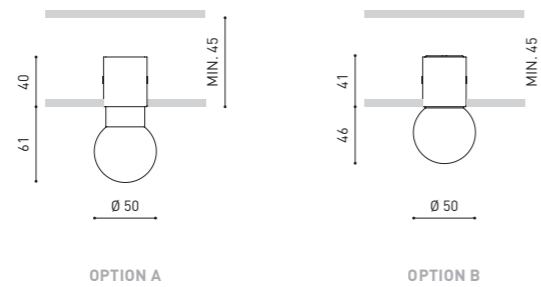
*DRIVER OPTIONS		P	I	CCT	Flux
ON/OFF	0434-00-42 1 to 4 Alaska Trimless	4,5W	500mA	2700K	475 lm
				3000K	500 lm
DALI	0434-00-44 1 to 4 Alaska Trimless	4,5W	500mA	2700K	475 lm
				3000K	500 lm

220 V~ | 240 V~ | DRIVER MUST BE PLACED ON REMOTE | DIM PHASE CUT PLEASE CONSULT

ACCESSORY

ALASKA Trimless Accessory** A401-10-00

MANDATORY FOR INSTALLATION



COLOUR | N ■ | MATERIAL | AL | OPTICAL GLASS |

RAL ⓘ » 538

ⓘ » PLEASE CONSULT



>> MORE INFO

		P	CCT	I	Flux	LOR
ALASKA Big Trimless	A426-00- ② -0- N	9,3W	2700K	550mA	1130 lm	37%
	A426-00- ② -1- N	9,3W	3000K	550mA	1200 lm	37%

220 V~ | 240 V~ | IP20 | CRI>90 | L90B10 >60.000h



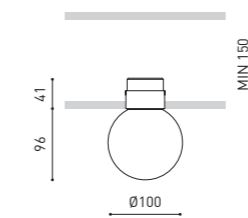
② OPTIONS*

1	No DIM
2	DIM DALI
3	DIM Push

ACCESSORY

ALASKA BIG Trimless Accessory** A426-10-00

MANDATORY FOR INSTALLATION



COLOUR | N ■ | MATERIAL | AL | OPTICAL GLASS |

RAL ⓘ » 538

* OTHER CCT & DIM OPTIONS PLEASE CONSULT

ⓘ » PLEASE CONSULT

Puck

RECESSED



ICO 2
NICO
AWA 1
RDS 7
INTERIOR
INNOVATION
winner

EXTENDED FAMILY

Puck_P.217

Sánchez Pá, Valencia (Spain) | Photography: Héctor Rubio - Images Positive



>> MORE INFO



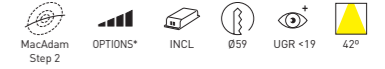
>> MORE INFO



>> MORE INFO

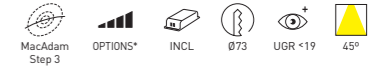
			P	CCT	I	Flux	LOR
PUCK S Recessed	A313-00- ① -0- WT NT	IP20	5W	2700K	150mA	670 lm	80%
	A313-00- ① -1- WT NT	IP20	5W	3000K	150mA	700 lm	80%
	A313-00- ① -2- WT NT	IP20	5W	4000K	150mA	710 lm	80%
PUCK S Recessed IP54	A314-00- ① -0- WT NT	IP54	5W	2700K	150mA	670 lm	80%
	A314-00- ① -1- WT NT	IP54	5W	3000K	150mA	700 lm	80%
	A314-00- ① -2- WT NT	IP54	5W	4000K	150mA	710 lm	80%

220
240 V~ | CRI>90 | L80B10 >60.000h



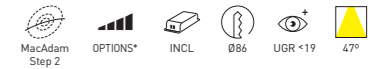
			P	CCT	I	Flux	LOR
PUCK M Recessed	A313-10- ① -0- WT NT	IP20	9W	2700K	500mA	1040 lm	80%
	A313-10- ① -1- WT NT	IP20	9W	3000K	500mA	1080 lm	80%
	A313-10- ① -2- WT NT	IP20	9W	4000K	500mA	1100 lm	80%
PUCK M Recessed IP54	A314-10- ① -0- WT NT	IP54	9W	2700K	500mA	1040 lm	80%
	A314-10- ① -1- WT NT	IP54	9W	3000K	500mA	1080 lm	80%
	A314-10- ① -2- WT NT	IP54	9W	4000K	500mA	1100 lm	80%

220
240 V~ | CRI>90 | L80B10 >60.000h



			P	CCT	I	Flux	LOR
PUCK L Recessed	A313-20- ① -0- WT NT	IP20	12W	2700K	350mA	1550 lm	82%
	A313-20- ① -1- WT NT	IP20	12W	3000K	350mA	1610 lm	82%
	A313-20- ① -2- WT NT	IP20	12W	4000K	350mA	1640 lm	82%
PUCK L Recessed IP54	A314-20- ① -0- WT NT	IP54	12W	2700K	350mA	1550 lm	82%
	A314-20- ① -1- WT NT	IP54	12W	3000K	350mA	1610 lm	82%
	A314-20- ① -2- WT NT	IP54	12W	4000K	350mA	1640 lm	82%

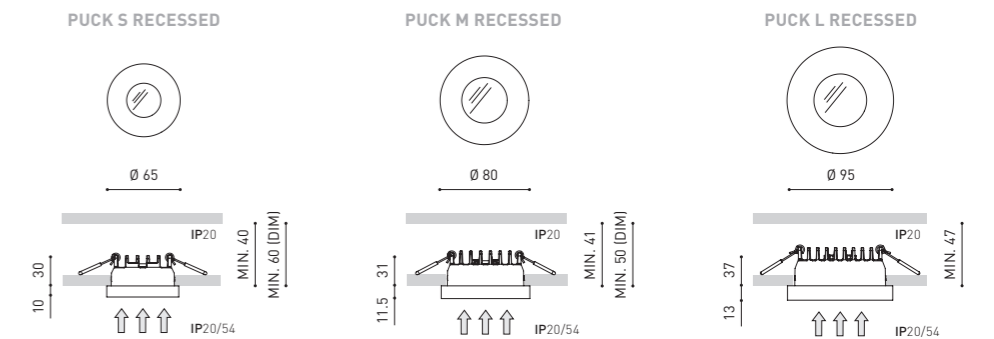
220
240 V~ | CRI>90 | L80B10 >60.000h



① *OPTIONS

- 1 No DIM
- 2 DIM DALI | Push

DIM PHASE CUT PLEASE CONSULT

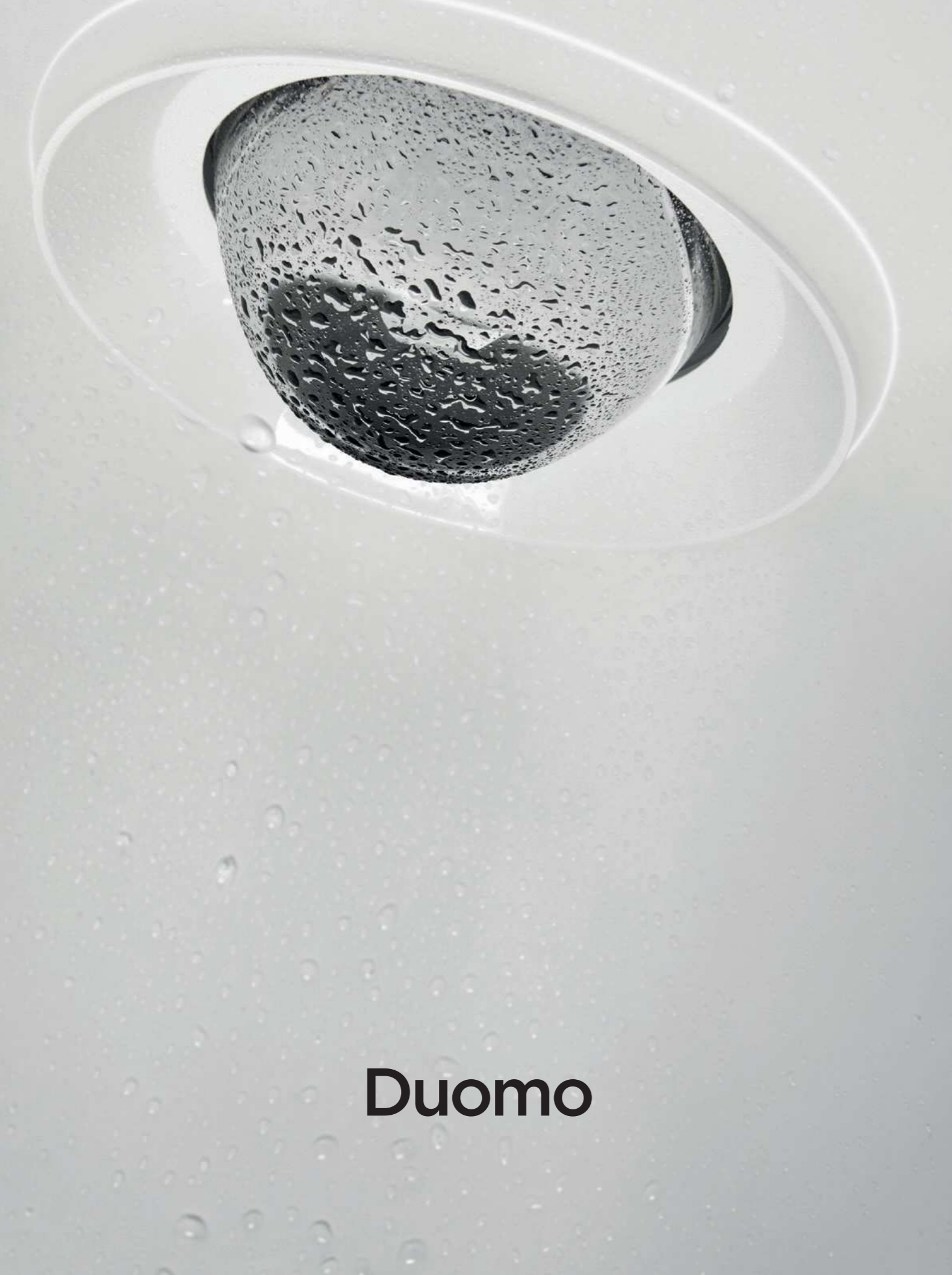


COLOUR | WT | NT

MATERIAL | AL | OPTICAL GLASS |

RAL » 538

& » PLEASE CONSULT



>> MORE INFO

				P	CCT	I	Flux	LOR
DUOMO IP65/IP20	A285-01-11-	W	IP65 / IP20	16,5W	3000K	500mA	2450 lm	80%
	A285-01-12-	W	IP65 / IP20	16,5W	4000K	500mA	2500 lm	80%
	A285-02- ④ -1-	W	IP65 / IP20	41W	3000K	1200mA	5100 lm	80%
	A285-02- ④ -2-	W	IP65 / IP20	41W	4000K	1200mA	5200 lm	80%

220 V~ | □ CRI>90 | L80B10 >60.000h



				P	CCT	I	Flux	LOR
DUOMO IP65/IP65	A285-11-11-	W	IP65 / IP65	16,5W	3000K	500mA	2450 lm	80%
	A285-11-12-	W	IP65 / IP65	16,5W	4000K	500mA	2500 lm	80%
	A285-12-11-	W	IP65 / IP65	41W	3000K	1200mA	5100 lm	80%
	A285-12-12-	W	IP65 / IP65	41W	4000K	1200mA	5200 lm	80%

220 V~ | □ CRI>90 | L80B10 >60.000h



④ *OPTIONS

1	No DIM
2	DIM Push
4	DIM DALI

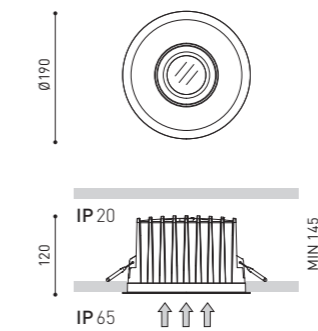
DIM PHASE CUT PLEASE CONSULT

OPTIONAL

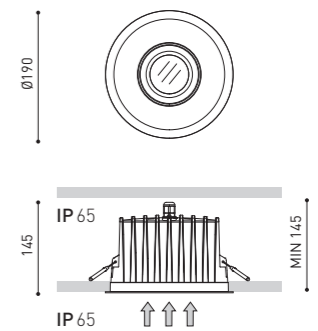
DUOMO High Chromatic LED ⓘ » 536

NOT SOLD SEPARATELY | AFFECTS THE LIGHTING PARAMETERS

DUOMO IP65 / IP20



DUOMO IP65 / IP65



Duomo



COLOUR | W □ | MATERIAL | AL | PC | OPTICAL GLASS |

RAL ⓘ » 538

OTHER CCT PLEASE CONSULT

Ⓢ & ⓘ » PLEASE CONSULT



Estudio de Arquitectura Javier Terrados | Photography: Fernando Aída





Olympia

Reme Giner Arquitectura | Photography: Alfonso Calza



>> MORE INFO



>> MORE INFO

		P	CCT	I	Flux	LOR
OLYMPIA	A257-00- Ⓞ -1- W	10,5W	3000K	350mA	1550 lm	67%
	A257-00- Ⓞ -2- W	10,5W	4000K	350mA	1575 lm	67%

220 V~ | 240 V~ | IP54 | IK10 | CRI>90 | L80B10 >40.000h



		P	CCT	I	Flux	LOR
OLYMPIA Mini	A258-00- Ⓞ -1- W	5,5W	3000K	500mA	800 lm	63%
	A258-00- Ⓞ -2- W	5,5W	4000K	500mA	825 lm	63%

220 V~ | 240 V~ | IP54 | IK10 | CRI>90 | L80B10 >40.000h

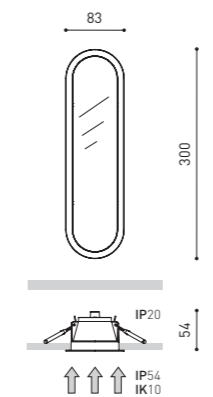


Ⓞ *OPTIONS

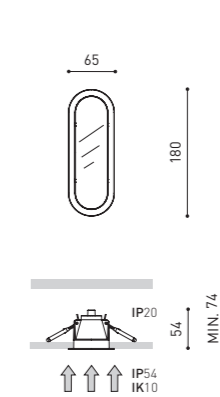
1	No DIM
2	DIM Push
4	DIM DALI

DIM PHASE CUT PLEASE CONSULT

OLYMPIA



OLYMPIA MINI



COLOUR | W □ | MATERIAL | AL | PC | PC |

EASY CUT OUT INSTALLATION | TEMPLATE INCLUDED

RAL » 538

& » PLEASE CONSULT



Deep

Arkoslight Headquarters, Valencia (Spain) | Francesc Rife Studio | Victor Garcia Martínez Arquitecto | Photography: David Zarzoso



>> MORE INFO

		P	CCT	I	Flux	LOR
DEEP Maxi 2	A248- ○ -2- Ⓞ -1- WT	15W	3000K	350mA	2450 lm	85%
	A248- ○ -2- Ⓞ -2- WT	15W	4000K	350mA	2500 lm	85%
DEEP Maxi 3	A248- ○ -3- Ⓞ -1- WT	22W	3000K	500mA	3450 lm	85%
	A248- ○ -3- Ⓞ -2- WT	22W	4000K	500mA	3500 lm	85%
DEEP Maxi 4	A248- ○ -4- Ⓞ -1- WT	31W	3000K	700mA	4700 lm	85%
	A248- ○ -4- Ⓞ -2- WT	31W	4000K	700mA	4775 lm	85%
DEEP Maxi 5	A248- ○ -5- Ⓞ -1- WT	40W	3000K	900mA	5825 lm	85%
	A248- ○ -5- Ⓞ -2- WT	40W	4000K	900mA	5925 lm	85%

220 V~ | IP43 | IP54* | CRI>90 | L80B10 > 60.000h

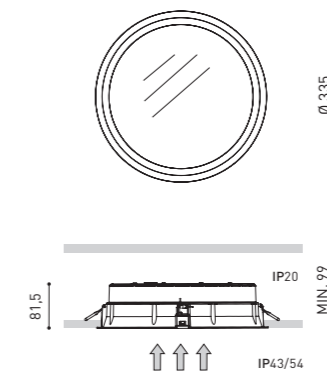


○ *OPTIONS

0	IP 43
1	IP 54

Ⓞ **OPTIONS

1	No DIM
2	DIM Push
4	DIM DALI



COLOUR | WT | MATERIAL | AL | PMMA |

RAL » 538

& » PLEASE CONSULT



>> MORE INFO



>> MORE INFO

		P	CCT	I	Flux	LOR
DEEP 1	A249- ○ -1- Ⓞ -0- WT	10,5W	2700K	350mA	1525 lm	85%
	A249- ○ -1- Ⓞ -1- WT	10,5W	3000K	350mA	1650 lm	85%
	A249- ○ -1- Ⓞ -2- WT	10,5W	4000K	350mA	1675 lm	85%
DEEP 2	A249- ○ -2- Ⓞ -0- WT	15,5W	2700K	500mA	2100 lm	85%
	A249- ○ -2- Ⓞ -1- WT	15,5W	3000K	500mA	2275 lm	85%
	A249- ○ -2- Ⓞ -2- WT	15,5W	4000K	500mA	2300 lm	85%
DEEP 3	A249- ○ -3- Ⓞ -0- WT	22W	2700K	700mA	2800 lm	85%
	A249- ○ -3- Ⓞ -1- WT	22W	3000K	700mA	3025 lm	85%
	A249- ○ -3- Ⓞ -2- WT	22W	4000K	700mA	3075 lm	85%
DEEP 4	A249- ○ -4- Ⓞ -1- WT	27W	3000K	700mA	4050 lm	87%
	A249- ○ -4- Ⓞ -2- WT	27W	4000K	700mA	4100 lm	87%

220
240 V~ | □ IP43 | IP54* | CRI>90 | L80B10 >60.000h



		P	CCT	I	Flux	LOR
DEEP Mini 2	A250- ○ -2- Ⓞ -0- WT	7W	2700K	500mA	975 lm	76%
	A250- ○ -2- Ⓞ -1- WT	7W	3000K	500mA	1050 lm	76%
	A250- ○ -2- Ⓞ -2- WT	7W	4000K	500mA	1075 lm	76%
DEEP Mini 3	A250- ○ -3- Ⓞ -0- WT	10W	2700K	700mA	1275 lm	76%
	A250- ○ -3- Ⓞ -1- WT	10W	3000K	700mA	1375 lm	76%
	A250- ○ -3- Ⓞ -2- WT	10W	4000K	700mA	1400 lm	76%

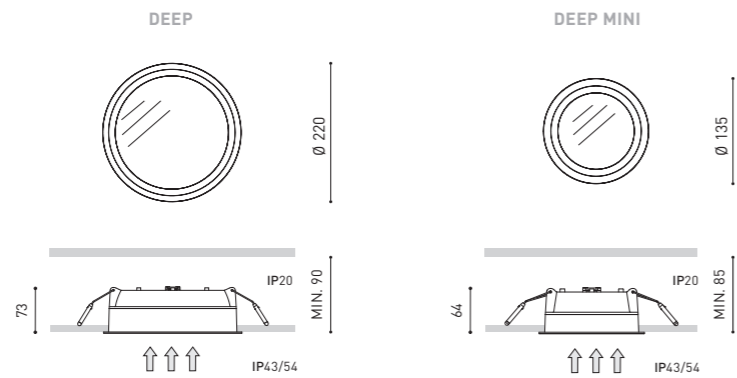
220
240 V~ | □ IP43 | IP54* | CRI>90 | L80B10 >60.000h



○ *OPTIONS	
0	IP 43
1	IP 54

Ⓞ **OPTIONS	
1	No DIM
2	DIM Push
4	DIM DALI

DIM PHASE CUT PLEASE CONSULT



COLOUR | WT □ | MATERIAL | AL | PMMA |

RAL ⓘ » 538

Ⓞ & 📄 » PLEASE CONSULT





Drop



>> MORE INFO

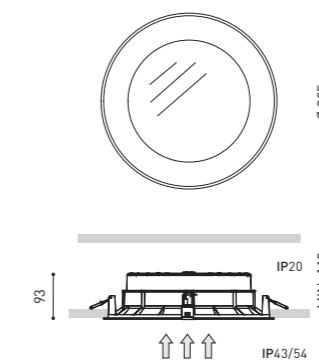
		P	CCT	I	Flux	LOR
DROp Maxi 2	A235- 0 -2- 0 -1- WT	15W	3000K	350mA	2450 lm	84%
	A235- 0 -2- 0 -2- WT	15W	4000K	350mA	2500 lm	84%
DROp Maxi 3	A235- 0 -3- 0 -1- WT	22W	3000K	500mA	3450 lm	84%
	A235- 0 -3- 0 -2- WT	22W	4000K	500mA	3500 lm	84%
DROp Maxi 4	A235- 0 -4- 0 -1- WT	31W	3000K	700mA	4700 lm	84%
	A235- 0 -4- 0 -2- WT	31W	4000K	700mA	4775 lm	84%
DROp Maxi 5	A235- 0 -5- 0 -1- WT	40W	3000K	900mA	5825 lm	84%
	A235- 0 -5- 0 -2- WT	40W	4000K	900mA	5925 lm	84%

220 V~ | IP43 | IP54* | CRI>90 | L80B10 > 60.000h



○ *OPTIONS
0 IP 43
1 IP 54

⊙ **OPTIONS
1 No DIM
2 DIM Push
4 DIM DALI



COLOUR | WT | MATERIAL | AL | PMMA |

RAL » 538

& » PLEASE CONSULT



>> MORE INFO

		P	CCT	I	Flux	LOR
DROP 1	A193- ○ -1- Ⓞ -0- WT	10,5W	2700K	350mA	1525 lm	86%
	A193- ○ -1- Ⓞ -1- WT	10,5W	3000K	350mA	1650 lm	86%
	A193- ○ -1- Ⓞ -2- WT	10,5W	4000K	350mA	1675 lm	86%
DROP 2	A193- ○ -2- Ⓞ -0- WT	15,5W	2700K	500mA	2100 lm	86%
	A193- ○ -2- Ⓞ -1- WT	15,5W	3000K	500mA	2275 lm	86%
	A193- ○ -2- Ⓞ -2- WT	15,5W	4000K	500mA	2300 lm	86%
DROP 3	A193- ○ -3- Ⓞ -0- WT	22W	2700K	700mA	2800 lm	86%
	A193- ○ -3- Ⓞ -1- WT	22W	3000K	700mA	3025 lm	86%
	A193- ○ -3- Ⓞ -2- WT	22W	4000K	700mA	3075 lm	86%
DROP 4	A193- ○ -4- Ⓞ -1- WT	27W	3000K	700mA	4050 lm	88%
	A193- ○ -4- Ⓞ -2- WT	27W	4000K	700mA	4100 lm	88%

220 V~ | 240 V~ | □ IP43 | IP54* | CRI>90 | L80B10 >60.000h



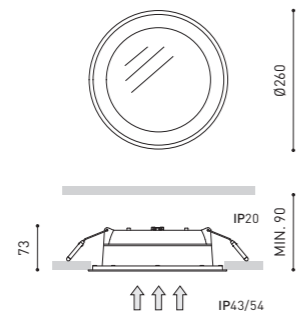
○ *OPTIONS

0	IP 43
1	IP 54

Ⓞ **OPTIONS

1	No DIM
2	DIM Push
4	DIM DALI

DIM PHASE CUT PLEASE CONSULT




COLOUR | WT □ |

MATERIAL | AL | PMMA |

RAL ⓘ » 538

Ⓞ & ⓘ » PLEASE CONSULT





Peydro Herrero, València (Spain) | Francesc Rifé Studio | Photography: David Zarzoso



>> MORE INFO

		P	CCT	I	Flux	LOR
DROP Mini 2	A194- ○ -2- ∞ -0- WT	7W	2700K	500mA	975 lm	78%
	A194- ○ -2- ∞ -1- WT	7W	3000K	500mA	1050 lm	78%
	A194- ○ -2- ∞ -2- WT	7W	4000K	500mA	1075 lm	78%
DROP Mini 3	A194- ○ -3- ∞ -0- WT	10W	2700K	700mA	1275 lm	78%
	A194- ○ -3- ∞ -1- WT	10W	3000K	700mA	1375 lm	78%
	A194- ○ -3- ∞ -2- WT	10W	4000K	700mA	1400 lm	78%

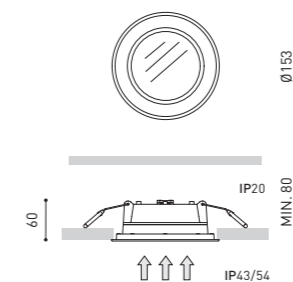
220
240 V~ | IP43 | IP54* | CRI>90 | L80B10
>60.000h



○	*OPTIONS
0	IP 43
1	IP 54

∞	**OPTIONS
1	No DIM
2	DIM Push
4	DIM DALI

DIM PHASE CUT PLEASE CONSULT



COLOUR | WT | MATERIAL | AL | PMMA |

RAL » 538

& » PLEASE CONSULT



>> MORE INFO



>> MORE INFO

			P	CCT	I	Flux	LOR
DROP Micro 1	A224-01-10-	WT NT	5W	2700K	140mA	700 lm	72%
	A224-01-11-	WT NT	5W	3000K	140mA	730 lm	72%
	A224-01-12-	WT NT	5W	4000K	140mA	750 lm	72%
DROP Micro 2	A224-02- ① -0-	WT NT	7,5W	2700K	200mA	950 lm	72%
	A224-02- ① -1-	WT NT	7,5W	3000K	200mA	1000 lm	72%
	A224-02- ① -2-	WT NT	7,5W	4000K	200mA	1030 lm	72%

220
240 V~ | □ IP54 | CRI>80 | L80B10
>60.000 h



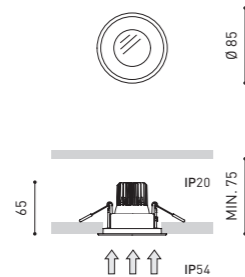
			P	CCT	I	Flux	LOR
DROP Micro Trans 1	A223-01-10-	WT NT	5W	2700K	140mA	700 lm	80%
	A223-01-11-	WT NT	5W	3000K	140mA	730 lm	80%
	A223-01-12-	WT NT	5W	4000K	140mA	750 lm	80%
DROP Micro Trans 2	A223-02- ① -0-	WT NT	7,5W	2700K	200mA	950 lm	80%
	A223-02- ① -1-	WT NT	7,5W	3000K	200mA	1000 lm	80%
	A223-02- ① -2-	WT NT	7,5W	4000K	200mA	1030 lm	80%

220
240 V~ | □ IP54 | CRI>80 | L80B10
>60.000 h



① *OPTIONS


1	No DIM
2	DIM Phase Cut



COLOUR | WT □ | NT ■ | MATERIAL | AL | PMMA | AL | GL-TRANS | RAL ⓘ » 538

* OTHER DIM OPTIONS PLEASE CONSULT

Ⓜ & 📱 » PLEASE CONSULT





>> MORE INFO



>> MORE INFO

Stram

EXTENDED FAMILY
Stram Surface_P.227

Bulthaup Showroom, Valencia (Spain) | Alfredo Morzú | Photography: Héctor Rubio - Images Positive

		P	CCT	I	Flux	LOR
STRAM Prismatic 1	A198-01- 00 -0- WT	10,5W	2700K	350mA	1525 lm	87%
	A198-01- 00 -1- WT	10,5W	3000K	350mA	1650 lm	87%
	A198-01- 00 -2- WT	10,5W	4000K	350mA	1675 lm	87%
STRAM Prismatic 2	A198-02- 00 -0- WT	15,5W	2700K	500mA	2100 lm	87%
	A198-02- 00 -1- WT	15,5W	3000K	500mA	2275 lm	87%
	A198-02- 00 -2- WT	15,5W	4000K	500mA	2300 lm	87%
STRAM Prismatic 3	A198-03- 00 -0- WT	22W	2700K	700mA	2800 lm	87%
	A198-03- 00 -1- WT	22W	3000K	700mA	3025 lm	87%
	A198-03- 00 -2- WT	22W	4000K	700mA	3075 lm	87%
STRAM Prismatic 4	A198-04- 00 -1- WT	27W	3000K	700mA	4050 lm	89%
	A198-04- 00 -2- WT	27W	4000K	700mA	4100 lm	89%

220 V~ | IP43 | IP54** | CRI>90 | L80B10 >60.000h

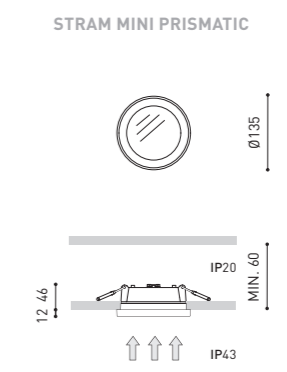
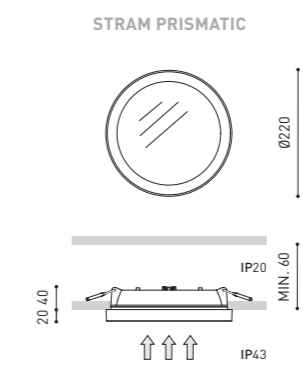
MacAdam Step 2 | OPTIONS* | INCL | Ø205 | UGR <19 | 93°

		P	CCT	I	Flux	LOR
STRAM Mini Prismatic 2	A237-02- 00 -0- WT	7W	2700K	500mA	975 lm	80%
	A237-02- 00 -1- WT	7W	3000K	500mA	1050 lm	80%
	A237-02- 00 -2- WT	7W	4000K	500mA	1075 lm	80%
STRAM Mini Prismatic 3	A237-03- 00 -0- WT	10W	2700K	700mA	1275 lm	80%
	A237-03- 00 -1- WT	10W	3000K	700mA	1375 lm	80%
	A237-03- 00 -2- WT	10W	4000K	700mA	1400 lm	80%

220 V~ | IP43 | IP54** | CRI>90 | L80B10 >60.000h

MacAdam Step 2 | OPTIONS* | INCL | Ø122 | 87°

- *OPTIONS
- | | |
|---|----------|
| 1 | No DIM |
| 2 | DIM Push |
| 4 | DIM DALI |
- DIM PHASE CUT PLEASE CONSULT



COLOUR | WT | MATERIAL | AL | PMMA | RAL » 538

** IP 54 PLEASE CONSULT & » PLEASE CONSULT



>> MORE INFO



>> MORE INFO

		P	CCT	I	Flux	LOR
STRAM 1	A197- 0 -1- 00 -0- WT	10,5W	2700K	350mA	1525 lm	87%
	A197- 0 -1- 00 -1- WT	10,5W	3000K	350mA	1650 lm	87%
	A197- 0 -1- 00 -2- WT	10,5W	4000K	350mA	1675 lm	87%
STRAM 2	A197- 0 -2- 00 -0- WT	15,5W	2700K	500mA	2100 lm	87%
	A197- 0 -2- 00 -1- WT	15,5W	3000K	500mA	2275 lm	87%
	A197- 0 -2- 00 -2- WT	15,5W	4000K	500mA	2300 lm	87%
STRAM 3	A197- 0 -3- 00 -0- WT	22W	2700K	700mA	2800 lm	87%
	A197- 0 -3- 00 -1- WT	22W	3000K	700mA	3025 lm	87%
	A197- 0 -3- 00 -2- WT	22W	4000K	700mA	3075 lm	87%
STRAM 4	A197- 0 -4- 00 -1- WT	27W	3000K	700mA	4050 lm	89%
	A197- 0 -4- 00 -2- WT	27W	4000K	700mA	4100 lm	89%

220
240 V~ | IP43 | IP54* | CRI>90 | L80B10 >60.000h



		P	CCT	I	Flux	LOR
STRAM Mini 2	A236- 0 -2- 00 -0- WT	7W	2700K	500mA	975 lm	80%
	A236- 0 -2- 00 -1- WT	7W	3000K	500mA	1050 lm	80%
	A236- 0 -2- 00 -2- WT	7W	4000K	500mA	1075 lm	80%
STRAM Mini 3	A236- 0 -3- 00 -0- WT	10W	2700K	700mA	1275 lm	80%
	A236- 0 -3- 00 -1- WT	10W	3000K	700mA	1375 lm	80%
	A236- 0 -3- 00 -2- WT	10W	4000K	700mA	1400 lm	80%

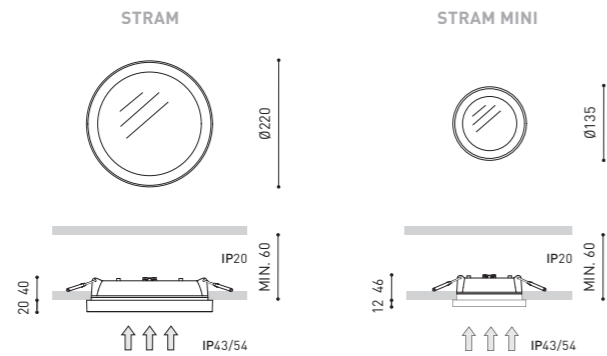
220
240 V~ | IP43 | IP54* | CRI>90 | L80B10 >60.000h



○ *OPTIONS	
0	IP 43
1	IP 54

⊞ **OPTIONS	
1	No DIM
2	DIM Push
4	DIM DALI

DIM PHASE CUT PLEASE CONSULT



COLOUR | WT | MATERIAL | AL | PMMA | RAL » 538

& » PLEASE CONSULT



Fox



>> MORE INFO



>> MORE INFO

		P	CCT	I	Flux	LOR
FOX 1	A217-01- Ⓞ -0- W	10,5W	2700K	350mA	1500 lm	74%
	A217-01- Ⓞ -1- W	10,5W	3000K	350mA	1625 lm	74%
	A217-01- Ⓞ -2- W	10,5W	4000K	350mA	1650 lm	74%
FOX 2	A217-02- Ⓞ -0- W	15,5W	2700K	500mA	2050 lm	74%
	A217-02- Ⓞ -1- W	15,5W	3000K	500mA	2225 lm	74%
	A217-02- Ⓞ -2- W	15,5W	4000K	500mA	2250 lm	74%

220 V~ | IP54 | IK10 | CRI>90 | L80B10 >40.000h



		P	CCT	I	Flux	LOR
FOX Mini 2	A218-02- Ⓞ -0- W	7W	2700K	500mA	925 lm	66%
	A218-02- Ⓞ -1- W	7W	3000K	500mA	1000 lm	66%
	A218-02- Ⓞ -2- W	7W	4000K	500mA	1025 lm	66%
FOX Mini 3	A218-03- Ⓞ -0- W	10W	2700K	700mA	1200 lm	66%
	A218-03- Ⓞ -1- W	10W	3000K	700mA	1300 lm	66%
	A218-03- Ⓞ -2- W	10W	4000K	700mA	1325 lm	66%

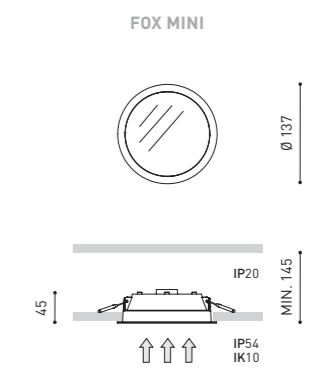
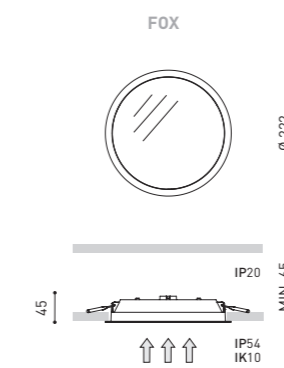
220 V~ | IP54 | IK10 | CRI>90 | L80B10 >40.000h



Ⓞ *OPTIONS

1	No DIM
2	DIM Push
4	DIM DALI

DIM PHASE CUT PLEASE CONSULT



COLOUR | W | MATERIAL | PC | PC |

RAL >> 538

& >> PLEASE CONSULT



>> MORE INFO



>> MORE INFO

		P	CCT	I	Flux	LOR
MIX 1	A187- 0 -1- 0 -0- W	10,5W	2700K	350mA	1525 lm	83%
	A187- 0 -1- 0 -1- W	10,5W	3000K	350mA	1650 lm	83%
	A187- 0 -1- 0 -2- W	10,5W	4000K	350mA	1675 lm	83%
MIX 2	A187- 0 -2- 0 -0- W	15,5W	2700K	500mA	2100 lm	83%
	A187- 0 -2- 0 -1- W	15,5W	3000K	500mA	2275 lm	83%
	A187- 0 -2- 0 -2- W	15,5W	4000K	500mA	2300 lm	83%
MIX 3	A187- 0 -3- 0 -0- W	22W	2700K	700mA	2800 lm	83%
	A187- 0 -3- 0 -1- W	22W	3000K	700mA	3025 lm	83%
	A187- 0 -3- 0 -2- W	22W	4000K	700mA	3075 lm	83%
MIX 4	A187- 0 -4- 0 -1- W	27W	3000K	700mA	4050 lm	85%
	A187- 0 -4- 0 -2- W	27W	4000K	700mA	4100 lm	85%

220 V~ | IP43 | IP54* | CRI>90 | L80B10 >60.000h



		P	CCT	I	Flux	LOR
MIX Mini 2	A188- 0 -2- 0 -0- W	7W	2700K	500mA	975 lm	75%
	A188- 0 -2- 0 -1- W	7W	3000K	500mA	1050 lm	75%
	A188- 0 -2- 0 -2- W	7W	4000K	500mA	1075 lm	75%
MIX Mini 3	A188- 0 -3- 0 -0- W	10W	2700K	700mA	1275 lm	75%
	A188- 0 -3- 0 -1- W	10W	3000K	700mA	1375 lm	75%
	A188- 0 -3- 0 -2- W	10W	4000K	700mA	1400 lm	75%

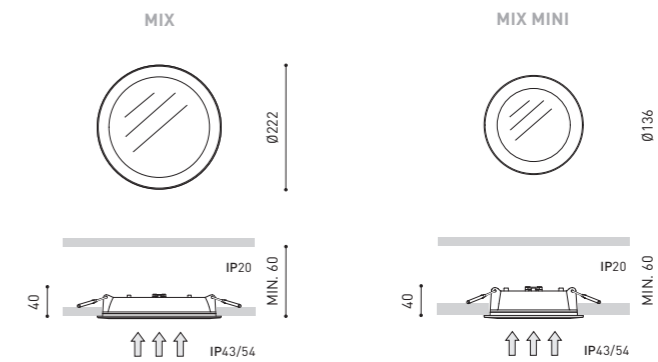
220 V~ | IP43 | IP54* | CRI>90 | L80B10 >60.000h



0	*OPTIONS
0	IP 43
1	IP 54

1	**OPTIONS
1	No DIM
2	DIM Push
4	DIM DALI

DIM PHASE CUT PLEASE CONSULT



Mix



COLOUR | W □ | MATERIAL | AL | PMMA |

RAL ⓘ » 538

Ⓢ & Ⓜ » PLEASE CONSULT



Madison

Private residence, San Sebastián (Spain) | Ziako Interiorismo | Photography: Luis M. Ambrós



>> MORE INFO

		P	CCT	I	Flux	LOR
MADISON 1	A190-01- Ⓞ -1- W	10,5W	3000K	350mA	1650 lm	82%
	A190-01- Ⓞ -2- W	10,5W	4000K	350mA	1675 lm	82%
MADISON 2	A190-02- Ⓞ -1- W	15,5W	3000K	500mA	2275 lm	82%
	A190-02- Ⓞ -2- W	15,5W	4000K	500mA	2300 lm	82%
MADISON 3	A190-03- Ⓞ -1- W	22W	3000K	700mA	3025 lm	82%
	A190-03- Ⓞ -2- W	22W	4000K	700mA	3075 lm	82%

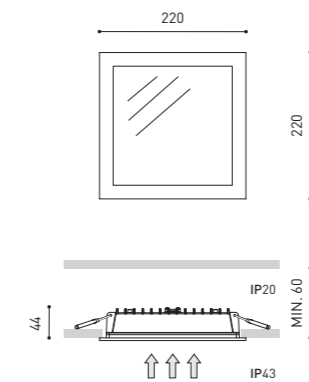
220 V~ | IP43 | CRI>90 | L80B10 >60.000h



Ⓞ *OPTIONS

1	No DIM
2	DIM Push
4	DIM DALI

DIM PHASE CUT PLEASE CONSULT



COLOUR | W | MATERIAL | AL | PMMA |

RAL » 538

& » PLEASE CONSULT



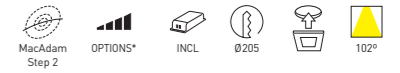
Quad



>> MORE INFO

		P	CCT	I	Flux	LOR
QUAD 2	A189-02- ☉ -1- W Z	15,5W	3000K	500mA	2275 lm	76%
	A189-02- ☉ -2- W Z	15,5W	4000K	500mA	2300 lm	76%
QUAD 3	A189-03- ☉ -1- W Z	22W	3000K	700mA	3000 lm	76%
	A189-03- ☉ -2- W Z	22W	4000K	700mA	3050 lm	76%

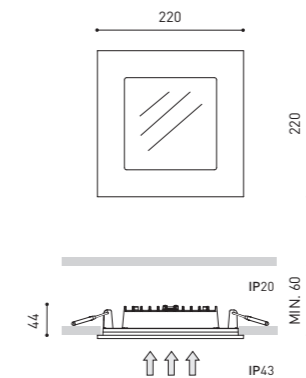
220 V~ |  IP43 | CRI>90 | L80B10 > 60.000h



☉ *OPTIONS

1	No DIM
2	DIM Push
4	DIM DALI

DIM PHASE CUT PLEASE CONSULT



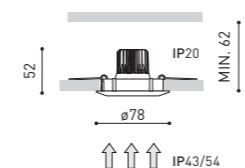
COLOUR | W □ | Z ■ | MATERIAL |  AL |  PMMA |

RAL  » 538

 &  » PLEASE CONSULT



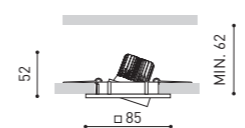
>> MORE INFO



>> MORE INFO



>> MORE INFO



				P	CCT	I	Flux	LOR
DOT Fix	A061-01-10-	W	IP43	5W	2700K	140mA	700 lm	92%
	A061-01-11-	W	IP43	5W	3000K	140mA	730 lm	92%
	A061-01-12-	W	IP43	5W	4000K	140mA	750 lm	92%
	A061-02- ① -0-	W	IP43	7,5W	2700K	200mA	950 lm	92%
	A061-02- ① -1-	W	IP43	7,5W	3000K	200mA	1000 lm	92%
	A061-02- ① -2-	W	IP43	7,5W	4000K	200mA	1030 lm	92%
DOT Fix IP54	A067-01-10-	W	IP54	5W	2700K	140mA	700 lm	75%
	A067-01-11-	W	IP54	5W	3000K	140mA	730 lm	75%
	A067-01-12-	W	IP54	5W	4000K	140mA	750 lm	75%
	A067-02- ① -0-	W	IP54	7,5W	2700K	200mA	950 lm	75%
	A067-02- ① -1-	W	IP54	7,5W	3000K	200mA	1000 lm	75%
	A067-02- ① -2-	W	IP54	7,5W	4000K	200mA	1030 lm	75%

220 V~ | 240 V~ | | | | | | | | | |

				P	CCT	I	Flux	LOR
DOT Tilt	A063-01-10-	W		5W	2700K	140mA	700 lm	92%
	A063-01-11-	W		5W	3000K	140mA	730 lm	92%
	A063-01-12-	W		5W	4000K	140mA	750 lm	92%
	A063-02- ① -0-	W		7,5W	2700K	200mA	950 lm	92%
	A063-02- ① -1-	W		7,5W	3000K	200mA	1000 lm	92%
	A063-02- ① -2-	W		7,5W	4000K	200mA	1030 lm	92%
DOT Tilt 68	A081-01-10-	W		5W	2700K	140mA	700 lm	92%
	A081-01-11-	W		5W	3000K	140mA	730 lm	92%
	A081-01-12-	W		5W	4000K	140mA	750 lm	92%
	A081-02- ① -0-	W		7,5W	2700K	200mA	950 lm	92%
	A081-02- ① -1-	W		7,5W	3000K	200mA	1000 lm	92%
	A081-02- ① -2-	W		7,5W	4000K	200mA	1030 lm	92%

220 V~ | 240 V~ | | | | | | | | |

				P	CCT	I	Flux	LOR
DOT Square Tilt	A065-01-10-	W		5W	2700K	140mA	700 lm	92%
	A065-01-11-	W		5W	3000K	140mA	730 lm	92%
	A065-01-12-	W		5W	4000K	140mA	750 lm	92%
	A065-02- ① -0-	W		7,5W	2700K	200mA	950 lm	92%
	A065-02- ① -1-	W		7,5W	3000K	200mA	1000 lm	92%
	A065-02- ① -2-	W		7,5W	4000K	200mA	1030 lm	92%

220 V~ | 240 V~ | | | | | | | | | |

- ① *OPTIONS
- 1 No DIM
 - 2 DIM Phase Cut
 - 3 DIM DALI | Push

COLOUR | W | MATERIAL |

* OTHER DIM OPTIONS PLEASE CONSULT

☎ & 📱 » PLEASE CONSULT

Essentials



RAL » 538



>> MORE INFO

			P	CCT	I	Flux	LOR
BATH	A155-01-10-	W	5W	2700K	140mA	700 lm	75%
	A155-01-11-	W	5W	3000K	140mA	730 lm	75%
	A155-01-12-	W	5W	4000K	140mA	750 lm	75%
	A155-02- ② -0-	W	7,5W	2700K	200mA	950 lm	75%
	A155-02- ② -1-	W	7,5W	3000K	200mA	1000 lm	75%
GL-TRANS	A155-02- ② -2-	W	7,5W	4000K	200mA	1030 lm	75%


220 V~ | 240 | IP65 | CRI>80 | L80B10 >60.000h



>> MORE INFO

			P	CCT	I	Flux	LOR
BATH Square	A157-01-10-	W	5W	2700K	140mA	700 lm	75%
	A157-01-11-	W	5W	3000K	140mA	730 lm	75%
	A157-01-12-	W	5W	4000K	140mA	750 lm	75%
	A157-02- ② -0-	W	7,5W	2700K	200mA	950 lm	75%
	A157-02- ② -1-	W	7,5W	3000K	200mA	1000 lm	75%
GL-TRANS	A157-02- ② -2-	W	7,5W	4000K	200mA	1030 lm	75%

220 V~ | 240 | IP65 | CRI>80 | L80B10 >60.000h



>> MORE INFO

			P	CCT	I	Flux	LOR
BATH Matt	A155-11-10-	W	5W	2700K	140mA	700 lm	64%
	A155-11-11-	W	5W	3000K	140mA	730 lm	64%
	A155-11-12-	W	5W	4000K	140mA	750 lm	64%
	A155-12- ② -0-	W	7,5W	2700K	200mA	950 lm	64%
	A155-12- ② -1-	W	7,5W	3000K	200mA	1000 lm	64%
GL-MATT	A155-12- ② -2-	W	7,5W	4000K	200mA	1030 lm	64%

220 V~ | 240 | IP65 | CRI>80 | L80B10 >60.000h



>> MORE INFO

			P	CCT	I	Flux	LOR
BATH Square Matt	A157-11-10-	W	5W	2700K	140mA	700 lm	64%
	A157-11-11-	W	5W	3000K	140mA	730 lm	64%
	A157-11-12-	W	5W	4000K	140mA	750 lm	64%
	A157-12- ② -0-	W	7,5W	2700K	200mA	950 lm	64%
	A157-12- ② -1-	W	7,5W	3000K	200mA	1000 lm	64%
GL-MATT	A157-12- ② -2-	W	7,5W	4000K	200mA	1030 lm	64%

220 V~ | 240 | IP65 | CRI>80 | L80B10 >60.000h



② *OPTIONS

1	No DIM
2	DIM Phase Cut

② *OPTIONS

1	No DIM
2	DIM Phase Cut



>> MORE INFO

			P
BATH 12V	0350-00-00-	W	MAX 50W

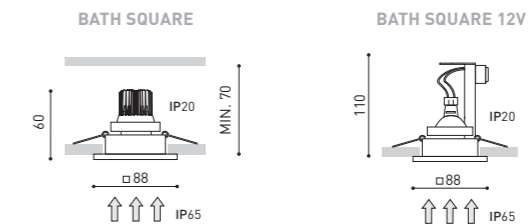
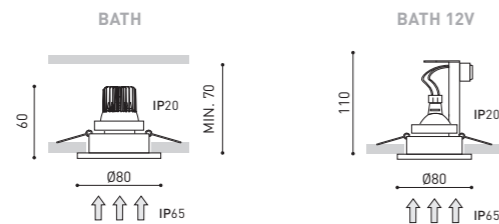
Ø53 | 12V | IP65



>> MORE INFO

			P
BATH Square 12V	0351-00-00-	W	MAX 50W

Ø53 | 12V | IP65



COLOUR | W □ | MATERIAL | AL | RAL ⓘ » 538

* OTHER DIM OPTIONS PLEASE CONSULT | CERTIFICATES NOT APPLICABLE FOR BATH 12V

Ⓢ & Ⓜ » PLEASE CONSULT



COLOUR | W □ | MATERIAL | AL | RAL ⓘ » 538

* OTHER DIM OPTIONS PLEASE CONSULT | CERTIFICATES NOT APPLICABLE FOR BATH SQUARE 12V

Ⓢ & Ⓜ » PLEASE CONSULT



>> MORE INFO

			P	CCT	I	Flux	LOR
GAP	A171-01-10-	W	5W	2700K	140mA	700 lm	80%
	A171-01-11-	W	5W	3000K	140mA	730 lm	80%
	A171-01-12-	W	5W	4000K	140mA	750 lm	80%
	A171-02- ① -0-	W	7,5W	2700K	200mA	950 lm	80%
	A171-02- ① -1-	W	7,5W	3000K	200mA	1000 lm	80%
	A171-02- ① -2-	W	7,5W	4000K	200mA	1030 lm	80%

220 V~ | 240 V~ | IP20 | CRI>80 | L80B10 >60.000h

MacAdam Step 2 | OPTIONS* | INCL | FAST I CONNEC | Ø90 | UGR <19 | 38°

P

GAP 12V 0354-00-00- | W | MAX 50W

6x53 | 12V | IP20

EXCL | Ø90

P

GAP 230V 0355-00-00- | W | MAX 50W

6210 | 220 V~ | 240 V~ | IP20

Ø90

① *OPTIONS

- 1 No DIM
- 2 DIM Phase Cut



>> MORE INFO

			P	CCT	I	Flux	LOR
GAP Asymmetric	A173-01-10-	W	5W	2700K	140mA	700 lm	78%
	A173-01-11-	W	5W	3000K	140mA	730 lm	78%
	A173-01-12-	W	5W	4000K	140mA	750 lm	78%
	A173-02- ① -0-	W	7,5W	2700K	200mA	950 lm	78%
	A173-02- ① -1-	W	7,5W	3000K	200mA	1000 lm	78%
	A173-02- ① -2-	W	7,5W	4000K	200mA	1030 lm	78%

220 V~ | 240 V~ | IP20 | CRI>80 | L80B10 >60.000h

MacAdam Step 2 | OPTIONS* | INCL | FAST I CONNEC | Ø90 | 50°

P

GAP Asymmetric 12V A181-01-01- | W | MAX 50W

6x53 | 12V | IP20

EXCL | Ø90

P

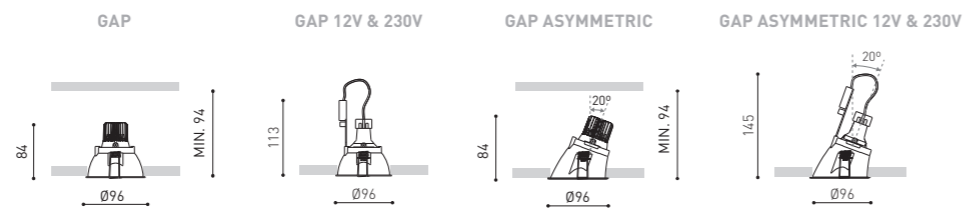
GAP Asymmetric 230V A182-01-01- | W | MAX 50W

6210 | 220 V~ | 240 V~ | IP20

Ø90

① *OPTIONS

- 1 No DIM
- 2 DIM Phase Cut



COLOUR | W □ | MATERIAL | AL | RAL ⓘ » 538

* OTHER DIM OPTIONS PLEASE CONSULT ⓘ & ⓘ » PLEASE CONSULT



>> MORE INFO

			P	CCT	I	Flux	LOR
WIN	A111-01-10-	W	5W	2700K	140mA	700 lm	71%
	A111-01-11-	W	5W	3000K	140mA	730 lm	71%
	A111-01-12-	W	5W	4000K	140mA	750 lm	71%
	A111-02- ① -0-	W	7,5W	2700K	200mA	950 lm	71%
	A111-02- ① -1-	W	7,5W	3000K	200mA	1000 lm	71%
	A111-02- ① -2-	W	7,5W	4000K	200mA	1030 lm	71%

220 V~ | 240 V~ | IP20 | CRI>80 | L80B10 >60.000h

MacAdam Step 2 | OPTIONS* | INCL | FAST I CONNEC | 15° | Ø85

P

WIN 12V 0300-00-00- | W | MAX 50W

6x53 | 12V | IP20

EXCL | 15° | Ø85

P

WIN 230V 0302-00-00- | W | MAX 50W

6210 | 220 V~ | 240 V~ | IP20

15° | Ø85

① *OPTIONS

- 1 No DIM
- 2 DIM Phase Cut



>> MORE INFO

			P	CCT	I	Flux	LOR
WIN IP44	A113-01-10-	W	5W	2700K	140mA	700 lm	66%
	A113-01-11-	W	5W	3000K	140mA	730 lm	66%
	A113-01-12-	W	5W	4000K	140mA	750 lm	66%
	A113-02- ① -0-	W	7,5W	2700K	200mA	950 lm	66%
	A113-02- ① -1-	W	7,5W	3000K	200mA	1000 lm	66%
	A113-02- ① -2-	W	7,5W	4000K	200mA	1030 lm	66%

220 V~ | 240 V~ | IP44 | CRI>80 | L80B10 >60.000h

MacAdam Step 2 | OPTIONS* | INCL | FAST I CONNEC | Ø85 | 50°

P

WIN IP44 12V 0301-00-00- | W | GL-MATT MAX 50W

6x53 | 12V | IP44

EXCL | Ø85

P

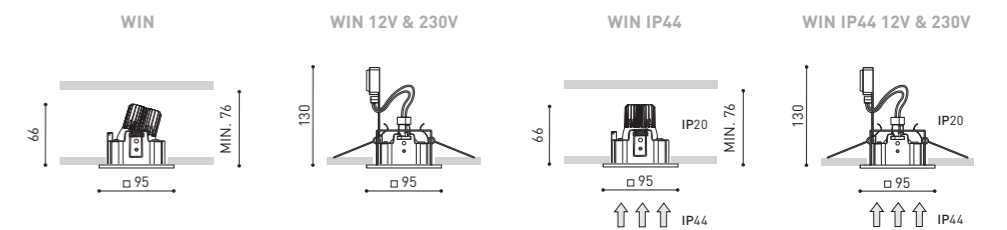
WIN IP44 230V 0331-00-00- | W | GL-MATT MAX 50W

6210 | 220 V~ | 240 V~ | IP44

Ø85

① *OPTIONS

- 1 No DIM
- 2 DIM Phase Cut



COLOUR | W □ | MATERIAL | AL | RAL ⓘ » 538

* OTHER DIM OPTIONS PLEASE CONSULT ⓘ & ⓘ » PLEASE CONSULT



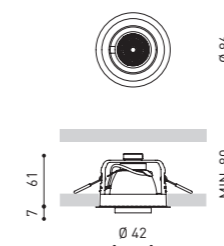
Pop Up

2018 WINNER
EUROPEAN
PRODUCT
DESIGN
AWARD

Arkostight Showroom, Valencia (Spain) | Photography: Héctor Rubio - Images Positive



>> MORE INFO



		P	CCT	Beam	I	Flux	LOR		
POP UP	A278-2- Ⓞ -10-	WT	NT	6,5W	2700K	20°	700mA	610Lm	92%
	A278-2- Ⓞ -11-	WT	NT	6,5W	3000K	20°	700mA	640Lm	92%
	A278-2- Ⓞ -12-	WT	NT	6,5W	4000K	20°	700mA	660Lm	92%
	A278-2- Ⓞ -20-	WT	NT	6,5W	2700K	30°	700mA	610Lm	89%
	A278-2- Ⓞ -21-	WT	NT	6,5W	3000K	30°	700mA	640Lm	89%
	A278-2- Ⓞ -22-	WT	NT	6,5W	4000K	30°	700mA	660Lm	89%
	A278-2- Ⓞ -30-	WT	NT	6,5W	2700K	56°	700mA	610Lm	86%
	A278-2- Ⓞ -31-	WT	NT	6,5W	3000K	56°	700mA	640Lm	86%
	A278-2- Ⓞ -32-	WT	NT	6,5W	4000K	56°	700mA	660Lm	86%

220 V~ | IP20 | CRI>90 | L80B10 >60.000h



Ⓞ *OPTIONS

- 1 No DIM
- 2 DIM Push
- 4 DIM DALI

DIM PHASE CUT PLEASE CONSULT

OPTIONAL ACCESSORIES

NOT SOLD SEPARATELY

POP UP Beam Mixer Diffuser** 0805-01-00



POP UP Anti-glare Honeycomb Louver** 0806-00-00 | WT | NT |



POP UP High Chromatic LED** » 536

COLOUR | WT | NT | MATERIAL | AL | PC |

RAL » 538

** AFFECTS THE LIGHTING PARAMETERS

» PLEASE CONSULT



Hidden

Cabanyal, Valencia (Spain) | Ambau Taller d'Arquitectes | Photography: Germán Cabo



>> MORE INFO

		P	CCT	I	Flux	LOR
HIDDEN 1	A200-11- Ⓞ -1- WT NT	12W	3000K	350mA	1600 lm	90%
	A200-11- Ⓞ -2- WT NT	12W	4000K	350mA	1625 lm	90%
HIDDEN 2	A200-21- Ⓞ -1- WT NT	17W	3000K	500mA	2100 lm	90%
	A200-21- Ⓞ -2- WT NT	17W	4000K	500mA	2140 lm	90%
	A200-22- Ⓞ -1- WT NT	17W	3000K	500mA	2100 lm	90%
	PHASE CUT* A200-22- Ⓞ -2- WT NT	17W	4000K	500mA	2140 lm	90%

220 V~ | IP20 | CRI>90 | L80B10 >60.000h



Ⓞ BEAM OPTIONS

1	16°
2	24°
3	42°

OPTIONAL ACCESSORIES

NOT SOLD SEPARATELY

HIDDEN Anti-glare Honeycomb Louver** 0702-02-00



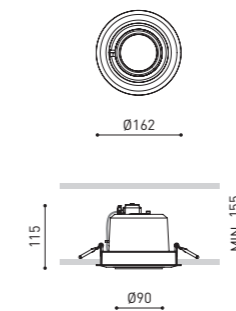
HIDDEN Elliptical Refractor** 0700-08-00



HIDDEN Beam Mixer Diffuser** 0805-02-00



HIDDEN High Chromatic LED** ⓘ » 536



COLOUR | WT □ | NT ■ | MATERIAL | AL | GL-TRANS |

RAL ⓘ » 536

OTHER CCT PLEASE CONSULT | * DIM OPTIONS PLEASE CONSULT | ** AFFECTS THE LIGHTING PARAMETERS ⓘ & ⓘ » PLEASE CONSULT



Twist

Cosin Estudio | Photography: Mayte Píera



>> MORE INFO



>> MORE INFO

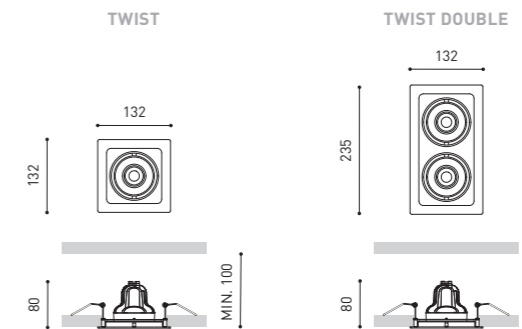
				P	CCT	Beam	I	Flux	LOR
TWIST 1	A204-12-10-	WT	NT	7W	2700K	19°	200mA	900 lm	92%
	A204-12-11-	WT	NT	7W	3000K	19°	200mA	930 lm	92%
	A204-12-12-	WT	NT	7W	4000K	19°	200mA	950 lm	92%
	A204-12-20-	WT	NT	7W	2700K	40°	200mA	900 lm	86%
	A204-12-21-	WT	NT	7W	3000K	40°	200mA	930 lm	86%
	A204-12-22-	WT	NT	7W	4000K	40°	200mA	950 lm	86%
TWIST 2	A204-32-10-	WT	NT	10,5W	2700K	19°	300mA	1270 lm	92%
	A204-32-11-	WT	NT	10,5W	3000K	19°	300mA	1320 lm	92%
	A204-32-12-	WT	NT	10,5W	4000K	19°	300mA	1340 lm	92%
	A204-32-20-	WT	NT	10,5W	2700K	40°	300mA	1270 lm	86%
	A204-32-21-	WT	NT	10,5W	3000K	40°	300mA	1320 lm	86%
	A204-32-22-	WT	NT	10,5W	4000K	40°	300mA	1340 lm	86%

220 V~ | IP20 | CRI>90 | L80B10 >60.000h



				P	CCT	Beam	I	Flux	LOR
TWIST Double 1	A204-22-10-	WT	NT	2 X 7W	2700K	19°	200mA	2 X 900 lm	92%
	A204-22-11-	WT	NT	2 X 7W	3000K	19°	200mA	2 X 930 lm	92%
	A204-22-12-	WT	NT	2 X 7W	4000K	19°	200mA	2 X 950 lm	92%
	A204-22-20-	WT	NT	2 X 7W	2700K	40°	200mA	2 X 900 lm	86%
	A204-22-21-	WT	NT	2 X 7W	3000K	40°	200mA	2 X 930 lm	86%
	A204-22-22-	WT	NT	2 X 7W	4000K	40°	200mA	2 X 950 lm	86%
TWIST Double 2	A204-42-10-	WT	NT	2 X 10,5W	2700K	19°	300mA	2 X 1270 lm	92%
	A204-42-11-	WT	NT	2 X 10,5W	3000K	19°	300mA	2 X 1320 lm	92%
	A204-42-12-	WT	NT	2 X 10,5W	4000K	19°	300mA	2 X 1340 lm	92%
	A204-42-20-	WT	NT	2 X 10,5W	2700K	40°	300mA	2 X 1270 lm	86%
	A204-42-21-	WT	NT	2 X 10,5W	3000K	40°	300mA	2 X 1320 lm	86%
	A204-42-22-	WT	NT	2 X 10,5W	4000K	40°	300mA	2 X 1340 lm	86%

220 V~ | IP20 | CRI>90 | L80B10 >60.000h



OPTIONAL
TWIST High Chromatic LED** ⓘ » 536
 NOT SOLD SEPARATELY

COLOUR | WT | NT | MATERIAL | AL |

RAL ⓘ » 538

* OTHER DIM OPTIONS PLEASE CONSULT | ** AFFECTS THE LIGHTING PARAMETERS

& » PLEASE CONSULT





>> MORE INFO

		P	CCT	Beam	I	Flux	LOR
TWIST Round 1	A215-12-10- WT NT	7W	2700K	19°	200mA	900 lm	92%
	A215-12-11- WT NT	7W	3000K	19°	200mA	930 lm	92%
	A215-12-12- WT NT	7W	4000K	19°	200mA	950 lm	92%
	A215-12-20- WT NT	7W	2700K	40°	200mA	900 lm	86%
	A215-12-21- WT NT	7W	3000K	40°	200mA	930 lm	86%
	A215-12-22- WT NT	7W	4000K	40°	200mA	950 lm	86%
TWIST Round 2	A215-22-10- WT NT	10,5W	2700K	19°	300mA	1270 lm	92%
	A215-22-11- WT NT	10,5W	3000K	19°	300mA	1320 lm	92%
	A215-22-12- WT NT	10,5W	4000K	19°	300mA	1340 lm	92%
	A215-22-20- WT NT	10,5W	2700K	40°	300mA	1270 lm	86%
	A215-22-21- WT NT	10,5W	3000K	40°	300mA	1320 lm	86%
	A215-22-22- WT NT	10,5W	4000K	40°	300mA	1340 lm	86%

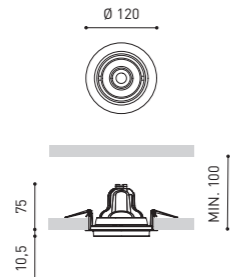
220 V~ | IP20 | CRI>90 | L80B10 >60.000 h



OPTIONAL

TWIST High Chromatic LED** ⓘ >> 536

NOT SOLD SEPARATELY



COLOUR | WT □ | NT ■ | MATERIAL | AL

RAL ⓘ >> 538

* OTHER DIM OPTIONS PLEASE CONSULT | ** AFFECTS THE LIGHTING PARAMETERS

ⓘ & ⓘ >> PLEASE CONSULT



© Ilario López Architects | Photography: Germán Cabo



Orbital

EXTENDED FAMILY
Orbital Surface_P.219

Private residence, Grenoble (France) | Numéro 6 Architecture intérieure | Photography: Adriana Salazar



>> MORE INFO



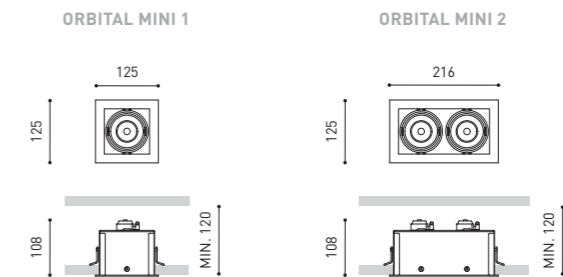
>> MORE INFO

		P	
ORBITAL Mini 1 Lark	A196-11-00- W N	MAX 1 X 7,5W	
LARK EXCL*	220 240 V~ IP20	EXCL	X30°Y30° 113 X 113

ORBITAL Mini 1 230V	A196-13-00- W N	MAX 1 X 50W	
GZ10	220 240 V~ IP20	X30°Y30°	113 X 113

		P	
ORBITAL Mini 2 Lark	A196-21-00- W N	MAX 2 X 7,5W	
LARK EXCL*	220 240 V~ IP20	EXCL	X30°Y30° 113 X 204

ORBITAL Mini 2 230V	A196-23-00- W N	MAX 2 X 50W	
GZ10	220 240 V~ IP20	X30°Y30°	113 X 204



COLOUR W N	MATERIAL AL	RAL » 538
-----------------	----------------	------------

CERTIFICATES APPLICABLE FOR ORBITAL MINI LARK PRODUCTS

& » PLEASE CONSULT





>> MORE INFO

P

ORBITAL Mini 3 Lark A196-31-00- | W | N | **MAX 3 X 7,5W**

LARK | EXCL* | 220/240 V~ | IP20 | EXCL | X30°Y30° | 113 X 295 |

ORBITAL Mini 3 230V A196-33-00- | W | N | **MAX 3 X 50W**

GZ10 | 220/240 V~ | IP20 | | X30°Y30° | 113 X 295 |

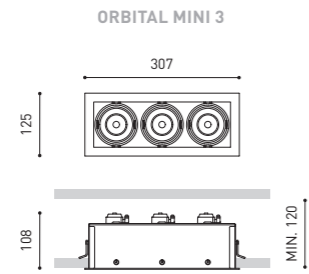


>> MORE INFO

P

ORBITAL 1 Lark-111 A010-11-01- | W | N | **MAX 1 X 12W**

LARK-111 | EXCL* | 220/240 V~ | IP20 | EXCL | X35°Y35° | 162 X 162 |



***LAMP OPTIONS**

		P	CCT	I	Flux	Flux Out	LOR
Lark	0434-00-96	5W	2700K	140mA	700 lm	644 lm	92%
	0434-00-05	5W	3000K	140mA	730 lm	672 lm	92%
	0434-00-19	5W	4000K	140mA	750 lm	690 lm	92%
PHASE CUT**	0434-01-02	7,5W	2700K	200mA	950 lm	874 lm	92%
	0434-00-09	7,5W	3000K	200mA	1000 lm	920 lm	92%
	0434-00-17	7,5W	4000K	200mA	1030 lm	948 lm	92%
	0434-01-03	7,5W	2700K	200mA	950 lm	874 lm	92%
	0434-00-15	7,5W	3000K	200mA	1000 lm	920 lm	92%
	0434-00-18	7,5W	4000K	200mA	1030 lm	948 lm	92%
DALI I PUSH**	0434-01-04	7,5W	2700K	200mA	950 lm	874 lm	92%
	0434-01-05	7,5W	3000K	200mA	1000 lm	920 lm	92%
	0434-01-06	7,5W	4000K	200mA	1030 lm	948 lm	92%

220/240 V~ | CRI>80 | L80B10 >60.000h | MacAdam Step 2 | INCL | FAST | CONNEC | 38°

COLOUR | W □ | N ■ | MATERIAL | AL | RAL » 538

** OTHER DIM OPTIONS PLEASE CONSULT | CERTIFICATES APPLICABLE FOR ORBITAL MINI LARK PRODUCT & » PLEASE CONSULT

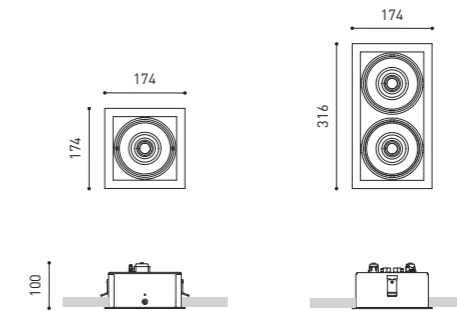
P

ORBITAL 2 Lark-111 A010-12-01- | W | N | **MAX 2 X 12W**

LARK-111 | EXCL* | 220/240 V~ | IP20 | EXCL | X35°Y35° | 162 X 302 |



>> MORE INFO



COLOUR | W □ | N ■ | MATERIAL | AL | RAL » 538

& » PLEASE CONSULT





>> MORE INFO



>> MORE INFO

P

ORBITAL 3 **Lark-111** A010-13-05- | W | N | MAX 3 X 12W

LARK-111 | EXCL* | 220 V~ | 240 | IP20

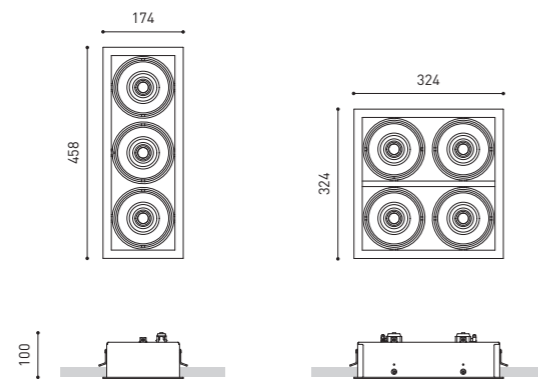
EXCL X35°Y35° 162 X 444

P

ORBITAL 4 **Lark-111** A010-14-01- | W | N | MAX 4 X 12W

LARK-111 | EXCL* | 220 V~ | 240 | IP20

EXCL X35°Y35° 312 X 312



COLOUR | W □ | N ■ |

MATERIAL | AL |

RAL ⓘ » 538

Ⓜ & 📱 » PLEASE CONSULT





Casa Tangente, Valencia (Spain) | Rubén Muedra - Estudio de Arquitectura | Photography: Adrián Mora Maroto



>> MORE INFO



>> MORE INFO

P

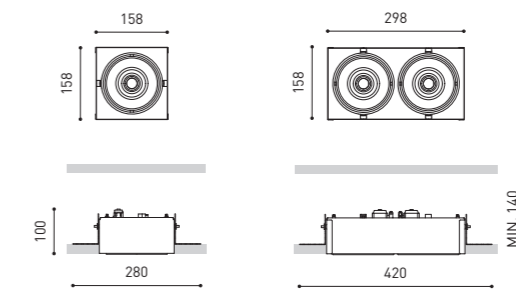
ORBITAL Trimless 1 LarK-111 A010-11-03- | W | N | **MAX 1 X 12W**

LARK-111 | EXCL* 220 V~ | 240 V~ | IP20 EXCL X35°Y35° 166 X 166

P

ORBITAL Trimless 2 LarK-111 A010-12-03- | W | N | **MAX 2 X 12W**

LARK-111 | EXCL* 220 V~ | 240 V~ | IP20 EXCL X35°Y35° 166 X 306



COLOUR | W □ | N ■ | MATERIAL | AL | RAL » 538

TRIMLESS MOUNTING » 510 & » PLEASE CONSULT



>> MORE INFO



>> MORE INFO

P

ORBITAL Trimless 3 LarK-111 A010-13-06- | W | N | MAX 3 X 12W

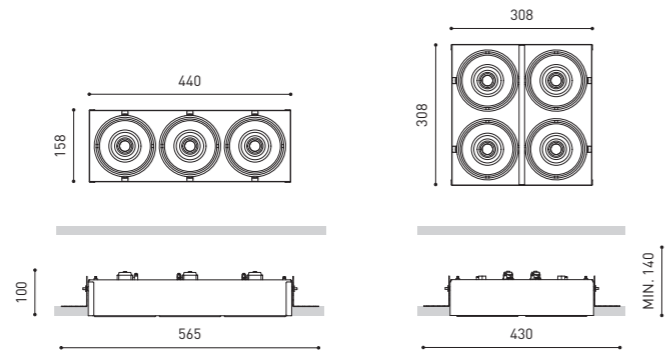
LARK-111 | EXCL* | 220 V~ | 240 | IP20



P

ORBITAL Trimless 4 LarK-111 A010-14-02- | W | N | MAX 4 X 12W

LARK-111 | EXCL* | 220 V~ | 240 | IP20



COLOUR | W □ | N ■ |

MATERIAL | AL |

RAL ⓘ » 538

TRIMLESS MOUNTING » 510

Ⓜ & Ⓜ » PLEASE CONSULT



*LAMP OPTIONS

		P	CCT	Beam	I	Flux	Flux Out	LOR	
LarK-111 ⓘ » 501	A25 Ⓞ -10-10- W N	6,5W	2700K	19°	200mA	900 lm	828 lm	92%	
	A25 Ⓞ -10-11- W N	6,5W	3000K	19°	200mA	940 lm	865 lm	92%	
	A25 Ⓞ -10-12- W N	6,5W	4000K	19°	200mA	950 lm	874 lm	92%	
	A25 Ⓞ -10-20- W N	6,5W	2700K	40°	200mA	900 lm	774 lm	86%	
	A25 Ⓞ -10-21- W N	6,5W	3000K	40°	200mA	940 lm	808 lm	86%	
	PHASE CUT**	A25 Ⓞ -10-22- W N	6,5W	4000K	40°	200mA	950 lm	817 lm	86%
	A25 Ⓞ -20-10- W N	12W	2700K	19°	350mA	1440 lm	1325 lm	92%	
	A25 Ⓞ -20-11- W N	12W	3000K	19°	350mA	1500 lm	1380 lm	92%	
	A25 Ⓞ -20-12- W N	12W	4000K	19°	350mA	1520 lm	1398 lm	92%	
	A25 Ⓞ -20-20- W N	12W	2700K	40°	350mA	1440 lm	1238 lm	86%	
PHASE CUT**	A25 Ⓞ -20-21- W N	12W	3000K	40°	350mA	1500 lm	1290 lm	86%	
	A25 Ⓞ -20-22- W N	12W	4000K	40°	350mA	1520 lm	1307 lm	86%	
	A25 Ⓞ -21-10- W N	12W	2700K	19°	350mA	1440 lm	1325 lm	92%	
	A25 Ⓞ -21-11- W N	12W	3000K	19°	350mA	1500 lm	1380 lm	92%	
	A25 Ⓞ -21-12- W N	12W	4000K	19°	350mA	1520 lm	1398 lm	92%	
	A25 Ⓞ -21-20- W N	12W	2700K	40°	350mA	1440 lm	1238 lm	86%	
	A25 Ⓞ -21-21- W N	12W	3000K	40°	350mA	1500 lm	1290 lm	86%	
	DALI PUSH**	A25 Ⓞ -21-22- W N	12W	4000K	40°	350mA	1520 lm	1307 lm	86%

220 V~ | CRI>90 | L80B10 >60.000h



>> MORE INFO

Ⓞ OPTIONS

2	LarK-111
3	LarK-111 Honeycomb***



LarK-111



LarK-111 Honeycomb***

COLOUR | W □ | N ■ |

MATERIAL | AL |

RAL ⓘ » 538

** OTHER DIM OPTIONS PLEASE CONSULT | *** AFFECTS THE LIGHTING PARAMETERS

Ⓜ » PLEASE CONSULT



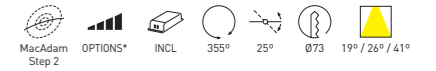
Wellit



>> MORE INFO

			P	CCT	BEAM	I	Flux	LOR
WELLIT S 1	A380-11-11-	WT NT	5W	3000K	19°	150mA	700 lm	80%
	A380-11-12-	WT NT	5W	4000K	19°	150mA	710 lm	80%
	A380-11-21-	WT NT	5W	3000K	26°	150mA	700 lm	89%
	A380-11-22-	WT NT	5W	4000K	26°	150mA	710 lm	89%
	A380-11-31-	WT NT	5W	3000K	41°	150mA	700 lm	84%
	A380-11-32-	WT NT	5W	4000K	41°	150mA	710 lm	84%
WELLIT S 2	A380-2- Ⓞ -11-	WT NT	7W	3000K	19°	200mA	940 lm	80%
	A380-2- Ⓞ -12-	WT NT	7W	4000K	19°	200mA	960 lm	80%
	A380-2- Ⓞ -21-	WT NT	7W	3000K	26°	200mA	940 lm	89%
	A380-2- Ⓞ -22-	WT NT	7W	4000K	26°	200mA	960 lm	89%
	A380-2- Ⓞ -31-	WT NT	7W	3000K	41°	200mA	940 lm	84%
	A380-2- Ⓞ -32-	WT NT	7W	4000K	41°	200mA	960 lm	84%

220 V~ | IP20 | CRI>90 | L80B10 > 60.000h



Ⓞ *OPTIONS

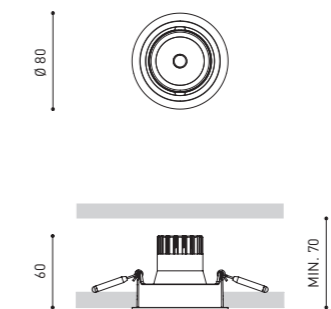
- 1 No DIM
- 2 DIM DALI
- 3 DIM Push

DIM PHASE CUT PLEASE CONSULT

OPTIONAL ACCESSORY

WELLIT S Anti-glare Honeycomb Louver ** A380-00-00

NOT SOLD SEPARATELY



COLOUR | WT □ | NT ■ |

MATERIAL | AL | PC |

RAL ⓘ » 538

* ACCESSORY AFFECTS THE LIGHTING PARAMETERS

Ⓞ & ⓘ » PLEASE CONSULT





>> MORE INFO

			P	CCT	BEAM	I	Flux	LOR
WELLIT M 1	A381-11-11-	WT NT	8W	3000K	19°	250mA	1190 lm	81%
	A381-11-12-	WT NT	8W	4000K	19°	250mA	1210 lm	81%
	A381-11-21-	WT NT	8W	3000K	24°	250mA	1190 lm	83%
	A381-11-22-	WT NT	8W	4000K	24°	250mA	1210 lm	83%
	A381-11-31-	WT NT	8W	3000K	39°	250mA	1190 lm	83%
	A381-11-32-	WT NT	8W	4000K	39°	250mA	1210 lm	83%
WELLIT M 2	A381-2- Ⓞ -11-	WT NT	15W	3000K	19°	450mA	1970 lm	81%
	A381-2- Ⓞ -12-	WT NT	15W	4000K	19°	450mA	2000 lm	81%
	A381-2- Ⓞ -21-	WT NT	15W	3000K	24°	450mA	1970 lm	83%
	A381-2- Ⓞ -22-	WT NT	15W	4000K	24°	450mA	2000 lm	83%
	A381-2- Ⓞ -31-	WT NT	15W	3000K	39°	450mA	1970 lm	83%
	A381-2- Ⓞ -32-	WT NT	15W	4000K	39°	450mA	2000 lm	83%

220
240 V~ | IP20 | CRI>90 | L80B10 >60,000h



			P	CCT	BEAM	I	Flux	LOR
WELLIT M Tunable White	A381-02-18-	WT NT	10,5W	2700-5000K	14°	600mA	1250 lm	83%
	A381-02-28-	WT NT	10,5W	2700-5000K	20°	600mA	1250 lm	82%
	A381-02-38-	WT NT	10,5W	2700-5000K	34°	600mA	1250 lm	80%

220
240 V~ | IP20 | CRI>90 | L80B10 >55,000h



Ⓞ *OPTIONS

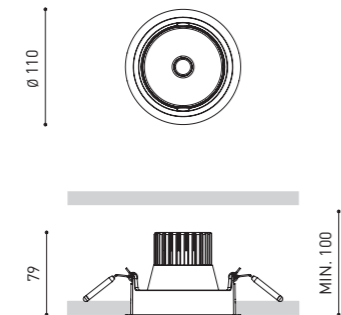
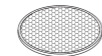
1	No DIM
2	DIM DALI
3	DIM Push

DIM PHASE CUT PLEASE CONSULT

OPTIONAL ACCESSORY

WELLIT M Anti-glare Honeycomb Louver ** A381-00-00

NOT SOLD SEPARATELY



COLOUR | WT □ | NT ■ |

MATERIAL | AL | PC |


RAL ⓘ » 538

** ACCESSORY AFFECTS THE LIGHTING PARAMETERS

Ⓞ & [options icon] » PLEASE CONSULT

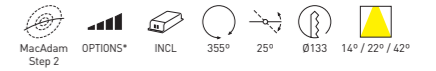


>> MORE INFO



			P	CCT	BEAM	I	Flux	LOR
WELLIT L 1	A382 -11-11-	WT NT	15W	3000K	14°	450mA	2060 lm	90%
	A382 -11-12-	WT NT	15W	4000K	14°	450mA	2100 lm	90%
	A382 -11-21-	WT NT	15W	3000K	22°	450mA	2060 lm	91%
	A382 -11-22-	WT NT	15W	4000K	22°	450mA	2100 lm	91%
	A382 -11-31-	WT NT	15W	3000K	42°	450mA	2060 lm	91%
	A382 -11-32-	WT NT	15W	4000K	42°	450mA	2100 lm	91%
WELLIT L 2	A382 -2- Ⓞ -11-	WT NT	25W	3000K	14°	700mA	2960 lm	90%
	A382 -2- Ⓞ -12-	WT NT	25W	4000K	14°	700mA	3000 lm	90%
	A382 -2- Ⓞ -21-	WT NT	25W	3000K	22°	700mA	2960 lm	91%
	A382 -2- Ⓞ -22-	WT NT	25W	4000K	22°	700mA	3000 lm	91%
	A382 -2- Ⓞ -31-	WT NT	25W	3000K	42°	700mA	2960 lm	91%
	A382 -2- Ⓞ -32-	WT NT	25W	4000K	42°	700mA	3000 lm	91%

220
240 V~ | IP20 | CRI>90 | L80B10 >60.000h



			P	CCT	BEAM	I	Flux	LOR
WELLIT L Tunable White	A382-02-18-	WT NT	21,5W	2700-5000K	12°	600mA	2300 lm	89%
	A382-02-28-	WT NT	21,5W	2700-5000K	21°	600mA	2300 lm	84%
	A382-02-38-	WT NT	21,5W	2700-5000K	43°	600mA	2300 lm	87%

220
240 V~ | IP20 | CRI>90 | L80B10 >55.000h



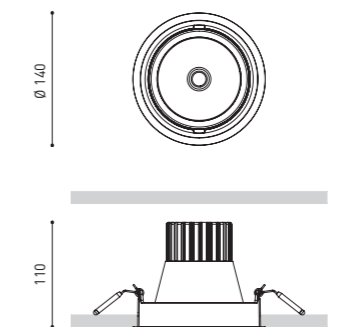
Ⓞ *OPTIONS

1	No DIM
2	DIM DALI
3	DIM Push

DIM PHASE CUT PLEASE CONSULT

OPTIONAL ACCESSORY

WELLIT L Anti-glare Honeycomb Louver ** A382-00-00
NOT SOLD SEPARATELY



COLOUR | WT | NT | MATERIAL | AL | PC |

RAL » 538

** ACCESSORY AFFECTS THE LIGHTING PARAMETERS

& » PLEASE CONSULT



Hubble

Photography: Inigo Bujedo - Aguirre Architecture & Interiors



>> MORE INFO

		P	CCT	I	Flux	LOR
HUBBLE 1	A276-11- ☉ -1- WT NT	16,5W	3000K	500mA	2450 lm	90%
	A276-11- ☉ -2- WT NT	16,5W	4000K	500mA	2475 lm	90%
HUBBLE 2	A276-21- ☉ -1- WT NT	30,5W	3000K	900mA	4050 lm	90%
	A276-21- ☉ -2- WT NT	30,5W	4000K	900mA	4120 lm	90%
HUBBLE 3	A276-31- ☉ -1- WT NT	41W	3000K	1200mA	5000 lm	90%
	A276-31- ☉ -2- WT NT	41W	4000K	1200mA	5100 lm	90%
PUSH	A276-32- ☉ -1- WT NT	41W	3000K	1200mA	5000 lm	90%
	A276-32- ☉ -2- WT NT	41W	4000K	1200mA	5100 lm	90%
DALI	A276-34- ☉ -1- WT NT	41W	3000K	1200mA	5000 lm	90%
	A276-34- ☉ -2- WT NT	41W	4000K	1200mA	5100 lm	90%

220 V~ | IP20 | CRI>90 | L80B10 > 60.000h

DIM PHASE CUT PLEASE CONSULT



☉ BEAM OPTIONS

1	17°
2	28°
3	40°

OPTIONAL ACCESSORIES

NOT SOLD SEPARATELY

HUBBLE Anti-glare Honeycomb Louver* 0802-02-00



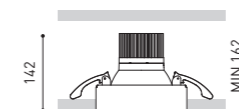
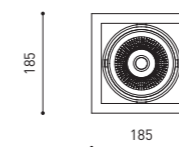
HUBBLE Elliptical Refractor* 0802-04-00



HUBBLE Beam Mixer Diffuser* 0805-03-00



HUBBLE High Chromatic LED* ⓘ » 536



COLOUR | WT □ | NT ■ | MATERIAL | AL | GL-TRANS |




RAL ⓘ » 538


OTHER CCT PLEASE CONSULT | * AFFECTS THE LIGHTING PARAMETERS

☉ & ⓘ » PLEASE CONSULT



>> MORE INFO

		P	CCT	I	Flux	LOR
HUBBLE Double 1	A277-11- ☉ -1- WT NT	2 X 16,5W	3000K	500mA	2 X 2450 lm	90%
	A277-11- ☉ -2- WT NT	2 X 16,5W	4000K	500mA	2 X 2475 lm	90%
HUBBLE Double 2	A277-21- ☉ -1- WT NT	2 X 30,5W	3000K	900mA	2 X 4050 lm	90%
	A277-21- ☉ -2- WT NT	2 X 30,5W	4000K	900mA	2 X 4120 lm	90%
HUBBLE Double 3	A277-31- ☉ -1- WT NT	2 X 41W	3000K	1200mA	2 X 5000 lm	90%
	A277-31- ☉ -2- WT NT	2 X 41W	4000K	1200mA	2 X 5100 lm	90%
	 A277-32- ☉ -1- WT NT	2 X 41W	3000K	1200mA	2 X 5000 lm	90%
	 A277-32- ☉ -2- WT NT	2 X 41W	4000K	1200mA	2 X 5100 lm	90%
	A277-34- ☉ -1- WT NT	2 X 41W	3000K	1200mA	2 X 5000 lm	90%
	A277-34- ☉ -2- WT NT	2 X 41W	4000K	1200mA	2 X 5100 lm	90%

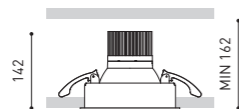
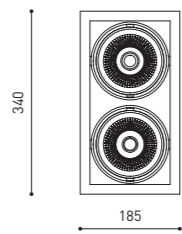
220 V~ |  IP20 | CRI>90 | L80B10 >60.000h

DIM PHASE CUT PLEASE CONSULT



☉ BEAM OPTIONS

1	17°
2	28°
3	40°



OPTIONAL ACCESSORIES

NOT SOLD SEPARATELY

HUBBLE Anti-glare Honeycomb Louver* 0802-02-00



HUBBLE Elliptical Refractor* 0802-04-00



HUBBLE Beam Mixer Diffuser* 0805-03-00



HUBBLE High Chromatic LED*  » 536



COLOUR | WT | NT | MATERIAL |  AL |  GL-TRANS |

RAL  » 538

OTHER CCT PLEASE CONSULT | * AFFECTS THE LIGHTING PARAMETERS

 &  » PLEASE CONSULT



MAGNETIC FITTINGS SYSTEM





Ø 16mm only



Magnetic connection system

Wireless installation allows 360° luminaire rotation

180° Tilttable

Beam
10°-35°



**MAGNETIC
SIX XS**

Tilttable
310°
—
Beam
17°/ 23°/ 34°



**MAGNETIC
TOP MICRO**

Flux
190/210 lm
—
Beam
19°/ 38°



**MAGNETIC
iO MICRO**

Tilttable
155°
—
Beam
20°/ 40°/ 54°



**MAGNETIC
FIT 27**

Tilttable
90°
—
Beam
22°/ 37°/ 46°



**MAGNETIC
FIT 20**

Tilttable
90°
—
Beam
12°/ 30°/ 54°



>> MORE INFO



		CCT	Beam	LOR
MAGNETIC PLUS Micro	A433-00-00- WT NT	2700K	10°-35°	10-17%
	A433-00-01- WT NT	3000K	10°-35°	10-17%
	A433-00-02- WT NT	4000K	10°-35°	10-17%

IP20 | CRI>90 | L80B10 >50.000h



*DRIVER OPTIONS

	P	I	CCT	Flux	
NO DIM NO DIM	0434-01-53 1 to 3 Magnetic Plus Micro	4,7W	400mA	2700K	500 lm
				3000K	520 lm
				4000K	570 lm
DALI DALI	0434-01-54 1 to 3 Magnetic Plus Micro	4,7W	400mA	2700K	500 lm
				3000K	520 lm
				4000K	570 lm

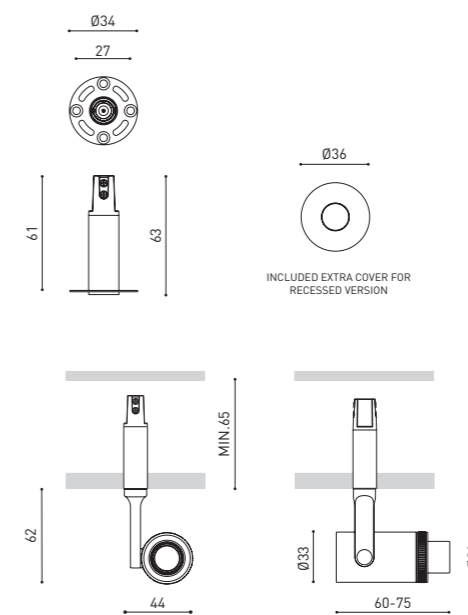
220 V~ | DRIVER MUST BE PLACED ON REMOTE
240

MAGNETIC CONNECTOR

A435-00-00 | W | N |

** MANDATORY FOR INSTALLATION

IP20 | Ø16



COLOUR | WT □ | NT ■ | MATERIAL | AL | OPTICAL PMMA |

RAL ⓘ » 538

OTHER DIM PLEASE CONSULT | WALL MOUNTING PLEASE CONSULT

» PLEASE CONSULT



>> MORE INFO

		CCT	Beam	LOR
MAGNETIC FIT 20	A431-00-10- WT NT G	2700K	12°	87%
	A431-00-11- WT NT G	3000K	12°	87%
	A431-00-20- WT NT G	2700K	30°	88%
	A431-00-21- WT NT G	3000K	30°	88%
	A431-00-30- WT NT G	2700K	54°	81%
	A431-00-31- WT NT G	3000K	54°	81%

III IP20 | CRI>90 | L80B10 >50.000h



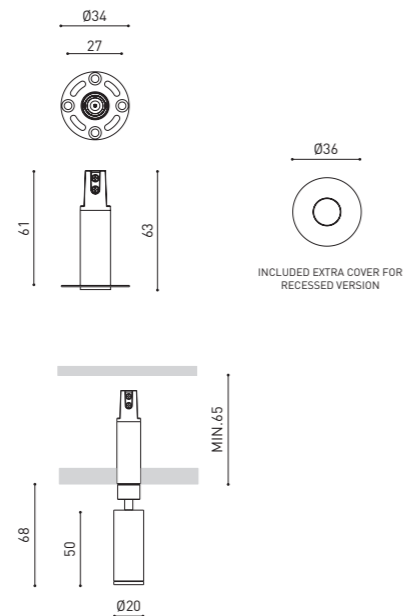
***DRIVER OPTIONS**

	P	I	CCT	Flux
0434-00-40 1 to 12 Magnetic Fit 20	2,1W	700mA	2700K 3000K	127 lm 150 lm
0434-00-46 1 to 13 Magnetic Fit 20	2,1W	700mA	2700K 3000K	127 lm 150 lm

220 V~ | DRIVER MUST BE PLACED ON REMOTE

MAGNETIC CONNECTOR A435-00-00 | W | N |

** MANDATORY FOR INSTALLATION



COLOUR | WT □ | NT ■ | G ■

MATERIAL | AL | PC

RAL ⓘ » 538

OTHER DIM PLEASE CONSULT | WALL MOUNTING PLEASE CONSULT

ⓘ » PLEASE CONSULT

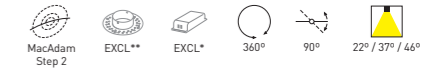




>> MORE INFO

					CCT	Beam	LOR
MAGNETIC FIT 27	A432-00-10-	WT	NT	G	2700K	22°	84%
	A432-00-11-	WT	NT	G	3000K	22°	84%
	A432-00-20-	WT	NT	G	2700K	37°	82%
	A432-00-21-	WT	NT	G	3000K	37°	82%
	A432-00-30-	WT	NT	G	2700K	46°	81%
	A432-00-31-	WT	NT	G	3000K	46°	81%

III IP20 | CRI>90 | L80B10 >50.000h



***DRIVER OPTIONS**

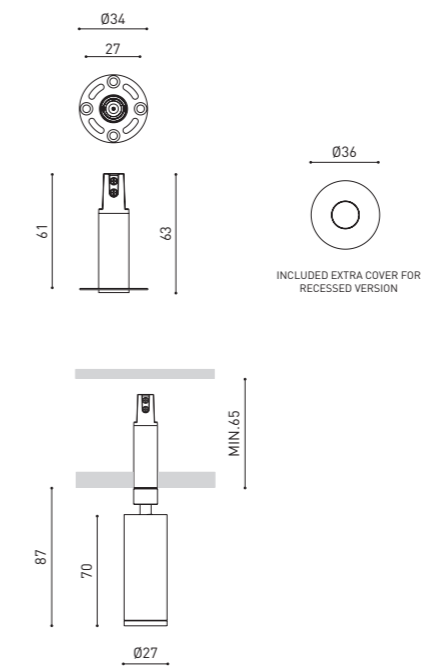
		P	I	CCT	Flux
NO DIM	0434-01-53	4,5W	400mA	2700K	440 lm
	1 to 3 Magnetic Fit 27			3000K	475 lm
DALI	0434-01-54	4,5W	400mA	2700K	440 lm
	1 to 3 Magnetic Fit 27			3000K	475 lm

220 V~ | 240 V~ | DRIVER MUST BE PLACED ON REMOTE

MAGNETIC CONNECTOR

A435-00-00 | W | N |

** MANDATORY FOR INSTALLATION




COLOUR | WT □ | NT ■ | G ■

MATERIAL | AL | PC

RAL ⓘ » 538

OTHER DIM PLEASE CONSULT | WALL MOUNTING PLEASE CONSULT

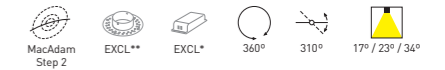
ⓘ » PLEASE CONSULT



>> MORE INFO

				CCT	Beam	LOR
MAGNETIC SIX XS	A429-00-10-	WT	NT	2700K	17°	90%
	A429-00-11-	WT	NT	3000K	17°	90%
	A429-00-12-	WT	NT	4000K	17°	90%
	A429-00-20-	WT	NT	2700K	23°	86%
	A429-00-21-	WT	NT	3000K	23°	86%
	A429-00-22-	WT	NT	4000K	23°	86%
	A429-00-30-	WT	NT	2700K	34°	88%
	A429-00-31-	WT	NT	3000K	34°	88%
	A429-00-32-	WT	NT	4000K	34°	88%

IP20 | CRI>90 | L80B10 >50.000h



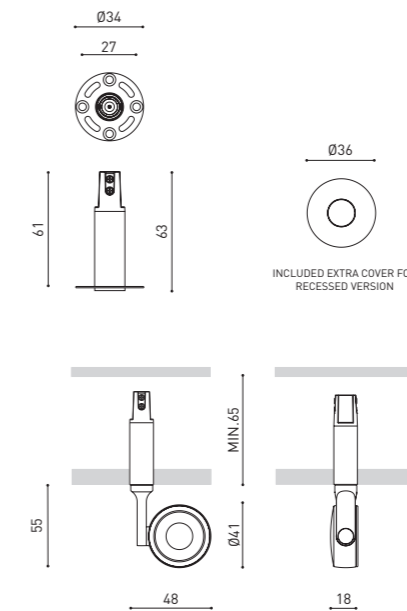
***DRIVER OPTIONS**

	P	I	CCT	Flux	
NO DIM	4,5W	500mA	0434-00-42	2700K	470 lm
			1 to 4 Magnetic Six XS	3000K	500 lm
				4000K	530 lm
DALI	4,5W	500mA	0434-00-44	2700K	470 lm
			1 to 4 Magnetic Six XS	3000K	500 lm
				4000K	530 lm

220 V~ | 240 V~ | DRIVER MUST BE PLACED ON REMOTE | DIM PHASE CUT PLEASE CONSULT

MAGNETIC CONNECTOR | A435-00-00 | W | N |

** MANDATORY FOR INSTALLATION



INCLUDED EXTRA COVER FOR RECESSED VERSION

OPTIONAL

SIX High Chromatic Led ⓘ » 536
NOT SOLD SEPARATELY | AFFECTS THE LIGHTING PARAMETERS

COLOUR | WT □ | NT ■ | MATERIAL | AL | PC |

RAL ⓘ » 538

WALL MOUNTING PLEASE CONSULT

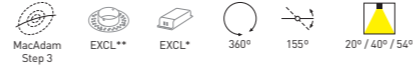
» PLEASE CONSULT



>> MORE INFO

				CCT	Beam	LOR
MAGNETIC iO Micro	A434-00-10-	WT	NT	2700K	20°	88%
	A434-00-11-	WT	NT	3000K	20°	88%
	A434-00-12-	WT	NT	4000K	20°	88%
	A434-00-20-	WT	NT	2700K	40°	86%
	A434-00-21-	WT	NT	3000K	40°	86%
	A434-00-22-	WT	NT	4000K	40°	86%
	A434-00-30-	WT	NT	2700K	54°	86%
	A434-00-31-	WT	NT	3000K	54°	86%
	A434-00-32-	WT	NT	4000K	54°	86%

III IP20 | CRI>90 | L80B10 >50.000h



*DRIVER OPTIONS

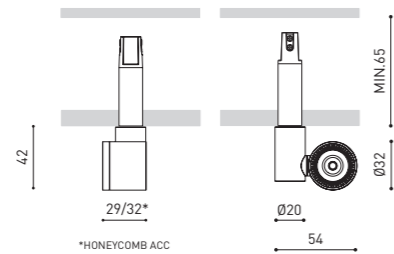
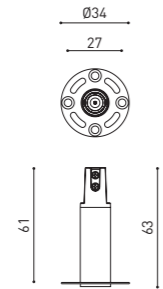
	P	I	CCT	Flux
NO DIM 1 to 3 Magnetic iO Micro	4,7W	400mA	2700K	500 lm
			3000K	520 lm
			4000K	570 lm
DALI 1 to 3 Magnetic iO Micro	4,7W	400mA	2700K	500 lm
			3000K	520 lm
			4000K	570 lm

220 V~ | DRIVER MUST BE PLACED ON REMOTE

MAGNETIC CONNECTOR A435-00-00 | W | N |

** MANDATORY FOR INSTALLATION

III IP20 | Ø16



COLOUR | WT □ | NT ■ | MATERIAL | AL | PC |

RAL ⓘ » 538

OTHER DIM PLEASE CONSULT | WALL MOUNTING PLEASE CONSULT
*** ACCESSORIES AFFECT THE LIGHTING PARAMETERS

ⓘ » PLEASE CONSULT



>> MORE INFO

				CCT	Beam	LOR
MAGNETIC TOP Micro	A430-00-10-	WT	NT	2700K	19°	90%
	A430-00-11-	WT	NT	3000K	19°	90%
	A430-00-20-	WT	NT	2700K	38°	92%
	A430-00-21-	WT	NT	3000K	38°	92%

III IP20 | CRI>90 | L80B10 >50.000h



*DRIVER OPTIONS

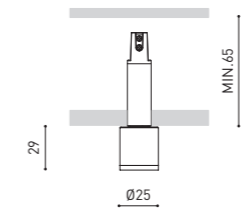
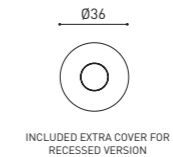
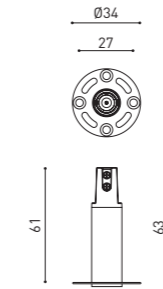
	P	I	CCT	Flux
NO DIM 1 to 12 Magnetic Top Micro	2,1W	700mA	2700K	190 lm
			3000K	210 lm
DALI 1 to 13 Magnetic Top Micro	2,1W	700mA	2700K	190 lm
			3000K	210 lm

220 V~ | DRIVER MUST BE PLACED ON REMOTE

MAGNETIC CONNECTOR A435-00-00 | W | N |

** MANDATORY FOR INSTALLATION

III IP20 | Ø16




COLOUR | WT □ | NT ■ | MATERIAL | AL | PC |

RAL ⓘ » 538

OTHER DIM PLEASE CONSULT | WALL MOUNTING PLEASE CONSULT


ⓘ » PLEASE CONSULT



P.383 | Six 48V



P.427 | Six



P.179 | Magnetic Six XS



P.471 | Black Foster Six S



P.362 | Six XS 24V



Six
RECESSED



>> MORE INFO

				P	CCT	Beam	I	Flux	LOR
SIX L Recessed 1	A287-11-10-	WT NT		11,5W	2700K	17°	350mA	1600 lm	93%
	A287-11-11-	WT NT		11,5W	3000K	17°	350mA	1650 lm	93%
	A287-11-12-	WT NT		11,5W	4000K	17°	350mA	1700 lm	93%
	A287-11-30-	WT NT		11,5W	2700K	26°	350mA	1600 lm	93%
	A287-11-31-	WT NT		11,5W	3000K	26°	350mA	1650 lm	93%
	A287-11-32-	WT NT		11,5W	4000K	26°	350mA	1700 lm	93%
	A287-11-20-	WT NT		11,5W	2700K	34°	350mA	1600 lm	90%
	A287-11-21-	WT NT		11,5W	3000K	34°	350mA	1650 lm	90%
	A287-11-22-	WT NT		11,5W	4000K	34°	350mA	1700 lm	90%
SIX L Recessed 2	A287-2-⊙-10-	WT NT		24,5W	2700K	17°	700mA	2850 lm	93%
	A287-2-⊙-11-	WT NT		24,5W	3000K	17°	700mA	2950 lm	93%
	A287-2-⊙-12-	WT NT		24,5W	4000K	17°	700mA	3000 lm	93%
	A287-2-⊙-30-	WT NT		24,5W	2700K	26°	700mA	2850 lm	93%
	A287-2-⊙-31-	WT NT		24,5W	3000K	26°	700mA	2950 lm	93%
	A287-2-⊙-32-	WT NT		24,5W	4000K	26°	700mA	3000 lm	93%
	A287-2-⊙-20-	WT NT		24,5W	2700K	34°	700mA	2850 lm	90%
	A287-2-⊙-21-	WT NT		24,5W	3000K	34°	700mA	2950 lm	90%
	A287-2-⊙-22-	WT NT		24,5W	4000K	34°	700mA	3000 lm	90%

220
240 V~ | IP20 | CRI>90 | L80B10 >40,000h



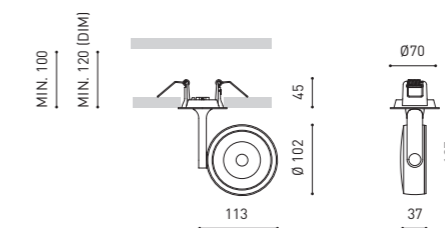
⊙ *OPTIONS

1	No DIM
2	DIM Push
4	DIM DALI

DIM PHASE CUT PLEASE CONSULT

OPTIONAL

SIX L High Chromatic LED » 536
NOT SOLD SEPARATELY | AFFECTS THE LIGHTING PARAMETERS



COLOUR | WT | NT | MATERIAL | AL | PC |

RAL » 538

& » PLEASE CONSULT



>> MORE INFO

		P	CCT	Beam	I	Flux	LOR	
SIX M Recessed 1	A332-11-10-	WT NT	11,5W	2700K	19°	350mA	1600 lm	93%
	A332-11-11-	WT NT	11,5W	3000K	19°	350mA	1650 lm	93%
	A332-11-12-	WT NT	11,5W	4000K	19°	350mA	1700 lm	93%
	A332-11-20-	WT NT	11,5W	2700K	28°	350mA	1600 lm	91%
	A332-11-21-	WT NT	11,5W	3000K	28°	350mA	1650 lm	91%
	A332-11-22-	WT NT	11,5W	4000K	28°	350mA	1700 lm	91%
	A332-11-30-	WT NT	11,5W	2700K	38°	350mA	1600 lm	93%
	A332-11-31-	WT NT	11,5W	3000K	38°	350mA	1650 lm	93%
	A332-11-32-	WT NT	11,5W	4000K	38°	350mA	1700 lm	93%
SIX M Recessed 2	A332-2- ① -10-	WT NT	17W	2700K	19°	500mA	2050 lm	93%
	A332-2- ① -11-	WT NT	17W	3000K	19°	500mA	2130 lm	93%
	A332-2- ① -12-	WT NT	17W	4000K	19°	500mA	2160 lm	93%
	A332-2- ① -20-	WT NT	17W	2700K	28°	500mA	2050 lm	91%
	A332-2- ① -21-	WT NT	17W	3000K	28°	500mA	2130 lm	91%
	A332-2- ① -22-	WT NT	17W	4000K	28°	500mA	2160 lm	91%
	A332-2- ① -30-	WT NT	17W	2700K	38°	500mA	2050 lm	93%
	A332-2- ① -31-	WT NT	17W	3000K	38°	500mA	2130 lm	93%
	A332-2- ① -32-	WT NT	17W	4000K	38°	500mA	2160 lm	93%

220-240 V~ | IP20 | CRI>90 | L80B10 >60.000h



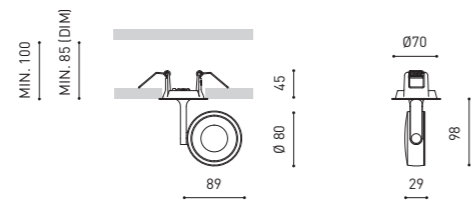
① *OPTIONS

1	No DIM
2	DIM DALI

DIM PHASE CUT PLEASE CONSULT

OPTIONAL

SIX M High Chromatic LED ⓘ » 536
NOT SOLD SEPARATELY | AFFECTS THE LIGHTING PARAMETERS



COLOUR | WT □ | NT ■ | MATERIAL | AL | PC | RAL ⓘ » 538

Ⓢ & ⓘ » PLEASE CONSULT



>> MORE INFO

		P	CCT	Beam	I	Flux	LOR	
SIX S Recessed	A334-0- ① -10-	WT NT	8,5W	2700K	17°	500mA	1030 lm	86%
	A334-0- ① -11-	WT NT	8,5W	3000K	17°	500mA	1070 lm	86%
	A334-0- ① -12-	WT NT	8,5W	4000K	17°	500mA	1100 lm	86%
	A334-0- ① -20-	WT NT	8,5W	2700K	24°	500mA	1030 lm	84%
	A334-0- ① -21-	WT NT	8,5W	3000K	24°	500mA	1070 lm	84%
	A334-0- ① -22-	WT NT	8,5W	4000K	24°	500mA	1100 lm	84%
	A334-0- ① -30-	WT NT	8,5W	2700K	34°	500mA	1030 lm	89%
	A334-0- ① -31-	WT NT	8,5W	3000K	34°	500mA	1070 lm	89%
	A334-0- ① -32-	WT NT	8,5W	4000K	34°	500mA	1100 lm	89%

220-240 V~ | IP20 | CRI>90 | L80B10 >60.000h



		P	CCT	Beam	I	Flux	LOR	
SIX XS Recessed	A336-0- ① -10-	WT NT	4,5W	2700K	17°	500mA	470 lm	90%
	A336-0- ① -11-	WT NT	4,5W	3000K	17°	500mA	500 lm	90%
	A336-0- ① -12-	WT NT	4,5W	4000K	17°	500mA	530 lm	90%
	A336-0- ① -20-	WT NT	4,5W	2700K	23°	500mA	470 lm	86%
	A336-0- ① -21-	WT NT	4,5W	3000K	23°	500mA	500 lm	86%
	A336-0- ① -22-	WT NT	4,5W	4000K	23°	500mA	530 lm	86%
	A336-0- ① -30-	WT NT	4,5W	2700K	34°	500mA	470 lm	88%
	A336-0- ① -31-	WT NT	4,5W	3000K	34°	500mA	500 lm	88%
	A336-0- ① -32-	WT NT	4,5W	4000K	34°	500mA	530 lm	88%

220-240 V~ | IP20 | CRI>90 | L80B10 >60.000h



① *OPTIONS

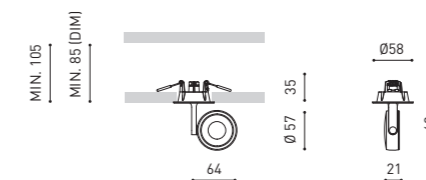
1	No DIM
2	DIM DALI

DIM PHASE CUT PLEASE CONSULT

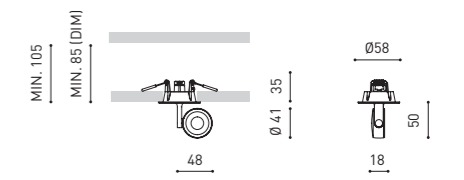
OPTIONAL

SIX High Chromatic LED ⓘ » 536
NOT SOLD SEPARATELY | AFFECTS THE LIGHTING PARAMETERS

SIX S RECESSED



SIX XS RECESSED



COLOUR | WT □ | NT ■ | MATERIAL | AL | PC | RAL ⓘ » 538

Ⓢ & ⓘ » PLEASE CONSULT





Fit
RECESSED

ASH, Mallorca, España | Francesc Riba Studio | Photography: David Zarzoso

EXTENDED FAMILY

P.431 | Fit



P.372 | Fit 24V



P.421 | Fit 65 1L



P.174 | Magnetic Fit



P.386 | Fit 48V



P.236 | Fit Surface



Bulthaup Sant Cugat, Barcelona (Spain) | Francesc Rifé Studio | Photography: Montse Capdevila



>> MORE INFO



>> MORE INFO

		P	CCT	Beam	I	Flux	LOR
FIT 50 Recessed	A346-2- Ⓞ -10- WT NT G	12W	2700K	15°	1050mA	1040 lm	85%
	A346-2- Ⓞ -11- WT NT G	12W	3000K	15°	1050mA	1120 lm	85%
	A346-2- Ⓞ -12- WT NT G	12W	4000K	15°	1050mA	1230 lm	85%
	A346-2- Ⓞ -20- WT NT G	12W	2700K	28°	1050mA	1040 lm	82%
	A346-2- Ⓞ -21- WT NT G	12W	3000K	28°	1050mA	1120 lm	82%
	A346-2- Ⓞ -22- WT NT G	12W	4000K	28°	1050mA	1230 lm	82%
	A346-2- Ⓞ -30- WT NT G	12W	2700K	47°	1050mA	1040 lm	80%
	A346-2- Ⓞ -31- WT NT G	12W	3000K	47°	1050mA	1120 lm	80%
A346-2- Ⓞ -32- WT NT G	12W	4000K	47°	1050mA	1230 lm	80%	

220 V~ | IP20 | CRI>90 | L80B10 >60.000h



		P	CCT	Beam	I	Flux	LOR
FIT 35 Recessed	A345-2- Ⓞ -10- WT NT G	5,5W	2700K	19°	500mA	590 lm	82%
	A345-2- Ⓞ -11- WT NT G	5,5W	3000K	19°	500mA	630 lm	82%
	A345-2- Ⓞ -12- WT NT G	5,5W	4000K	19°	500mA	700 lm	82%
	A345-2- Ⓞ -20- WT NT G	5,5W	2700K	29°	500mA	590 lm	80%
	A345-2- Ⓞ -21- WT NT G	5,5W	3000K	29°	500mA	630 lm	80%
	A345-2- Ⓞ -22- WT NT G	5,5W	4000K	29°	500mA	700 lm	80%
	A345-2- Ⓞ -30- WT NT G	5,5W	2700K	38°	500mA	590 lm	80%
	A345-2- Ⓞ -31- WT NT G	5,5W	3000K	38°	500mA	630 lm	80%
A345-2- Ⓞ -32- WT NT G	5,5W	4000K	38°	500mA	700 lm	80%	

220 V~ | IP20 | CRI>90 | L80B10 >60.000h



Ⓞ *OPTIONS

1	No DIM
2	DIM DALI

DIM PHASE CUT PLEASE CONSULT

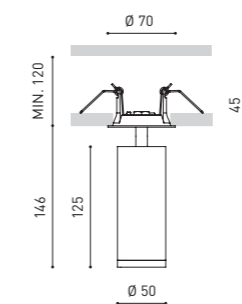
OPTIONAL ACCESSORIES

FIT 50 Anti-glare Honeycomb Louver **	A346-00-00
FIT 35 Anti-glare Honeycomb Louver **	A345-00-00

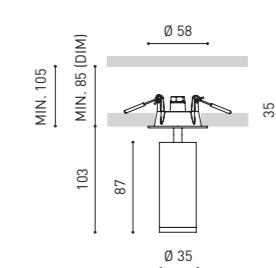
NOT SOLD SEPARATELY



FIT50 RECESSED



FIT35 RECESSED



COLOUR | WT | NT | G

MATERIAL | AL | PC

RAL » 538

** ACCESSORY AFFECTS THE LIGHTING PARAMETERS

& » PLEASE CONSULT

Plus

RECESSED



EXTENDED FAMILY

P.468 | Black Foster Plus Mini



P.435 | Plus

P.395 | Plus 48V



P.362 | Plus Micro 24V





P.173 | Magnetic Plus Micro



P.419 | Plus Mini 1L

PREMIO
ADCV 2019
ORO



Gracias a las lentes de Plus -y su regulador focal-, se puede ajustar fácilmente la amplitud del haz de luz con un suave movimiento manual.

Owing to the Plus lens -and its focal regulator-, the opening of the light beam can be easily adjusted through a gentle manual movement.

Grâce aux lentilles de Plus - et son régulateur -, il est possible d'ajuster facilement l'amplitude du faisceau de lumière avec un simple mouvement manuel.

Grazie all'obiettivo el Plus - e al suo regolatore focale - la larghezza del fascio può essere facilmente regolata con un delicato movimento manuale.

Dank der Plus-Objektive und des Fokusreglers können Sie die Abstrahlwinkel mit einer leichten manuellen Bewegung einstellen.



>> MORE INFO



>> MORE INFO



Photography: BISimages Architectural Photography

	P	CCT	Beam	I	Flux	LOR
PLUS Recessed	A325-00- 0-0- WT NT	18W	2700K	12°-51°	500mA	1920 lm 26-40%
	A325-00- 0-1- WT NT	18W	3000K	12°-51°	500mA	2000 lm 26-40%
	A325-00- 0-2- WT NT	18W	4000K	12°-51°	500mA	2030 lm 26-40%

220 V~ | IP20 | CRI>90 | L80B10 >40,000h



00 *OPTIONS

- 1 No DIM
- 2 DIM DALI
- 3 DIM Push

DIM PHASE CUT PLEASE CONSULT

OPTIONAL

PLUS High Chromatic LED ⓘ » 536
NOT SOLD SEPARATELY | AFFECTS THE LIGHTING PARAMETERS

	P	CCT	Beam	I	Flux	LOR
PLUS Mini Recessed	A328-00- 0-0- WT NT	6,5W	2700K	10°-41°	700mA	630 lm 20-40%
	A328-00- 0-1- WT NT	6,5W	3000K	10°-41°	700mA	660 lm 20-40%
	A328-00- 0-2- WT NT	6,5W	4000K	10°-41°	700mA	680 lm 20-40%

220 V~ | IP20 | CRI>90 | L80B10 >40,000h



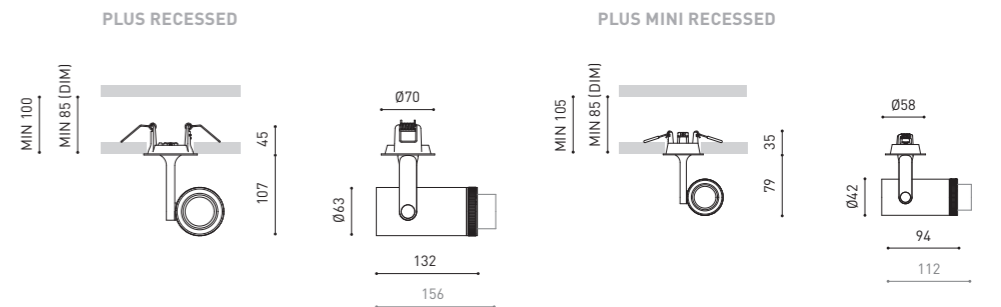
00 *OPTIONS

- 1 No DIM
- 2 DIM DALI

DIM PHASE CUT PLEASE CONSULT

OPTIONAL

PLUS MINI High Chromatic LED ⓘ » 536
NOT SOLD SEPARATELY | AFFECTS THE LIGHTING PARAMETERS



COLOUR | WT □ | NT ■ | MATERIAL | AL | OPTICAL PMMA |

RAL ⓘ » 538

Ⓢ & ⓘ » PLEASE CONSULT

**Black Foster Surface/
Shot Light M Surface/
Top/Scope Surface/Puck/
Orbital Surface/Vola/
Sky/Stram Surface/Drum/
Fifty+ Surface/Fit Surface/
iO Surface/Zen Tube Surface/
Surface**

Black Foster

SURFACE



Power Electronics, Valencia (Spain) | Francesc Rifé Studio | Photography: Héctor Rubio - Images Positive

EXTENDED FAMILY



INTERIOR DESIGN
BEST of year
HONOREE 2019


P.462 | Black Foster Custom



P.035 | Black Foster Micro



P.305 | Black Foster Suspension



P.039 | Black Foster



>> MORE INFO



>> MORE INFO



>> MORE INFO

			P	CCT	I	Flux
BLACK FOSTER Surface 1	A320-1- ○ -10-	WT NT WTMG NTMG	2,1W	2700K	700mA	190 lm
	A320-1- ○ -11-	WT NT WTMG NTMG	2,1W	3000K	700mA	210 lm
	A320-1- ○ -12-	WT NT WTMG NTMG	2,1W	4000K	700mA	250 lm

220 V~ | 240 V~ | IP20 | CRI>90 | L80B10 >60.000h



			P	CCT	I	Flux
BLACK FOSTER Surface 2	A320-2- ○ -10-	WT NT WTMG NTMG	4,2W	2700K	700mA	380 lm
	A320-2- ○ -11-	WT NT WTMG NTMG	4,2W	3000K	700mA	420 lm
	A320-2- ○ -12-	WT NT WTMG NTMG	4,2W	4000K	700mA	500 lm

220 V~ | 240 V~ | IP20 | CRI>90 | L80B10 >60.000h

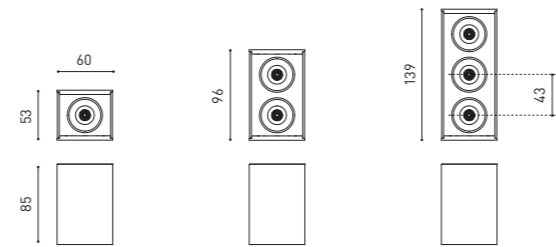


			P	CCT	I	Flux
BLACK FOSTER Surface 3	A320-3- ○ -10-	WT NT WTMG NTMG	6,3W	2700K	700mA	570 lm
	A320-3- ○ -11-	WT NT WTMG NTMG	6,3W	3000K	700mA	630 lm
	A320-3- ○ -12-	WT NT WTMG NTMG	6,3W	4000K	700mA	750 lm

220 V~ | 240 V~ | IP20 | CRI>90 | L80B10 >60.000h



○	BEAM	LOR
0	38°	92%
1	19°	90%



COLOUR | WT □ | NT ■ | WTMG □ | NTMG ■ | MATERIAL | AL | ABS+PC | RAL ⓘ » 538

"THE INVISIBLE BLACK" IS ONLY AVAILABLE FOR NT, NTMG & WTMG COLOURS



>> MORE INFO



>> MORE INFO



>> MORE INFO

			P	CCT	I	Flux
BLACK FOSTER Surface 5	A320-4- ○ - 0-	WT NT WTMG NTMG	10,5W	2700K	700mA	950 lm
	A320-4- ○ - 1-	WT NT WTMG NTMG	10,5W	3000K	700mA	1050 lm
	A320-4- ○ - 2-	WT NT WTMG NTMG	10,5W	4000K	700mA	1250 lm

220 V~ | 240 V~ | IP20 | CRI>90 | L80B10 >60.000h



			P	CCT	I	Flux
BLACK FOSTER Surface 10	A320-5- ○ - 0-	WT NT WTMG NTMG	21W	2700K	700mA	1900 lm
	A320-5- ○ - 1-	WT NT WTMG NTMG	21W	3000K	700mA	2100 lm
	A320-5- ○ - 2-	WT NT WTMG NTMG	21W	4000K	700mA	2500 lm

220 V~ | 240 V~ | IP20 | CRI>90 | L80B10 >60.000h



			P	CCT	I	Flux
BLACK FOSTER Surface 15	A320-6- ○ - 0-	WT NT WTMG NTMG	31,5W	2700K	700mA	2850 lm
	A320-6- ○ - 1-	WT NT WTMG NTMG	31,5W	3000K	700mA	3150 lm
	A320-6- ○ - 2-	WT NT WTMG NTMG	31,5W	4000K	700mA	3750 lm

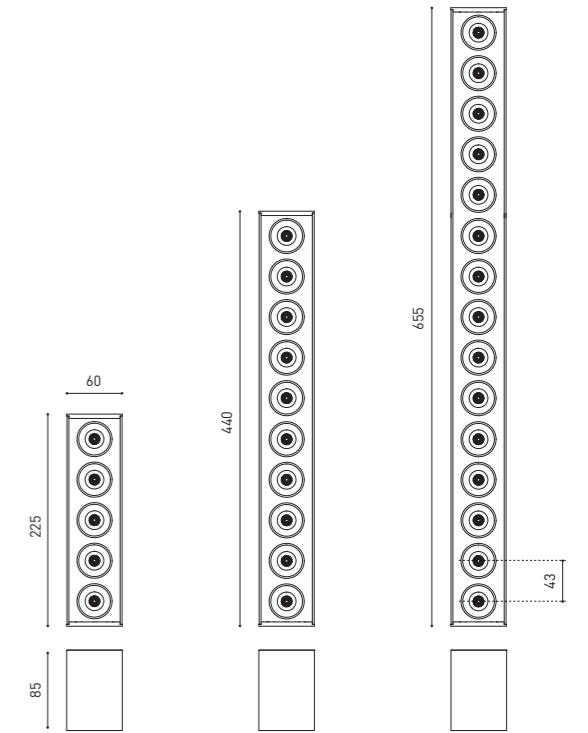
220 V~ | 240 V~ | IP20 | CRI>90 | L80B10 >60.000h



○	BEAM	LOR
0	38°	92%
1	19°	90%

⊗	*OPTIONS
1	No DIM
2	DIM Push
4	DIM DALI

DIM PHASE CUT PLEASE CONSULT



COLOUR | WT □ | NT ■ | WTMG □ | NTMG ■ | MATERIAL | AL | ABS+PC | RAL ⓘ » 538

"THE INVISIBLE BLACK" IS ONLY AVAILABLE FOR NT, NTMG & WTMG COLOURS | OTHER DIM PLEASE CONSULT

⊗ » PLEASE CONSULT



>> MORE INFO

Shot Light M

SURFACE

EXTENDED FAMILY

Shot Light_P.051 · Shot Light M_P.056
Shot Light Big_P.065

		CCT	Beam	LOR
SHOT LIGHT M Surface	A396-00-10- WT NT MG MC NTMG WTW	2700K	38°	86%
	A396-00-11- WT NT MG MC NTMG WTW	3000K	38°	86%
	A396-00-12- WT NT MG MC NTMG WTW	4000K	38°	86%

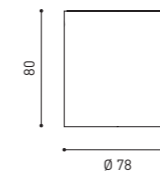
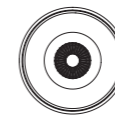
IP20 | CRI>90 | L80B10 >60.000h



*DRIVER OPTIONS	P	I	CCT	Flux
On/Off 0434-00-36	4,5W	140mA	2700K	660 lm
			3000K	690 lm
			4000K	700 lm
0434-00-37	6,5W	200mA	2700K	910 lm
			3000K	940 lm
			4000K	960 lm
0434-00-39	12,4W	350mA	2700K	1470 lm
			3000K	1530 lm
			4000K	1550 lm
0434-00-79	12,4W	350mA	2700K	1470 lm
			3000K	1530 lm
			4000K	1550 lm



220
240 V~ | DRIVER MUST BE PLACED ON REMOTE | DIM PHASE CUT PLEASE CONSULT



FINISHING**	Body	Lampshade
WT	WT □	N ■
NT	NT ■	N ■
MG	MG ■	N ■
MC	MC ■	N ■
NTMG	NT ■	MG ■
WTW	WT □	W □

COLOUR | WT □ | NT ■ | MG ■ | MC ■ | NTMG ■ | WTW □ | MATERIAL | AL | PC | RAL ⓘ » 538

** OTHER FINISHING COMBINATIONS PLEASE CONSULT | OTHER DIM PLEASE CONSULT
"THE INVISIBLE BLACK" IS ONLY AVAILABLE FOR WT, NT, MG, MC & NTMG COLOURS

» PLEASE CONSULT



P.449 | Top Fancy Shape




P.181 | Magnetic Top Micro



P.400 | Top 48V



P.367 | Top Micro 24V



Top

Madrid (Spain) | Photography: Héctor Rubio - Images Positive



Power Electronics, Valencia (Spain) | Francesc Rifé Studio | Photography: Hector Rubio - Images Positive



>> MORE INFO

		P	CCT	Beam	I	Flux	LOR
TOP	A295-00-10- WT NT	4,5W	2700K	20°	500mA	480 lm	92%
	A295-00-11- WT NT	4,5W	3000K	20°	500mA	500 lm	92%
	A295-00-12- WT NT	4,5W	4000K	20°	500mA	515 lm	92%
	A295-00-20- WT NT	4,5W	2700K	30°	500mA	480 lm	89%
	A295-00-21- WT NT	4,5W	3000K	30°	500mA	500 lm	89%
	A295-00-22- WT NT	4,5W	4000K	30°	500mA	515 lm	89%
	A295-00-30- WT NT	4,5W	2700K	56°	500mA	480 lm	86%
	A295-00-31- WT NT	4,5W	3000K	56°	500mA	500 lm	86%
	A295-00-32- WT NT	4,5W	4000K	56°	500mA	515 lm	86%

220
240 V~ | IP20 | CRI>90 | L80B10
> 60.000h



OPTIONAL ACCESSORIES

NOT SOLD SEPARATELY

TOP Beam Mixer Diffuser* 0805-01-00



TOP Anti-glare Honeycomb Louver* 0807-00-00 | WT | NT |



TOP High Chromatic LED* » 536

COLOUR | WT | NT |

MATERIAL | AL | PC |

RAL » 536

* AFFECTS THE LIGHTING PARAMETERS



Wisdóm House, Valencia (Spain) | Rubén Muedra | Estudio de Arquitectura | Nidker Houses | Photography: Adrián Mora Maroto



Torres Sarrà | Francesc Rifé Studio | P.A.R. Studio | Photography: David Zarzoso



>> MORE INFO

OPTIONAL ACCESSORIES

NOT SOLD SEPARATELY

TOP Beam Mixer Diffuser**

0805-01-00



TOP Anti-glare Honeycomb Louver**

0807-00-00 | WT | NT |



TOP High Chromatic LED**

i » 536

		CCT	Beam	LOR
TOP Mini	A296-00-10- WT NT	2700K	20°	92%
	A296-00-11- WT NT	3000K	20°	92%
	A296-00-12- WT NT	4000K	20°	92%
	A296-00-20- WT NT	2700K	30°	89%
	A296-00-21- WT NT	3000K	30°	89%
	A296-00-22- WT NT	4000K	30°	89%
	A296-00-30- WT NT	2700K	56°	86%
	A296-00-31- WT NT	3000K	56°	86%
	A296-00-32- WT NT	4000K	56°	86%

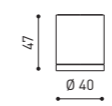
III IP20 | CRI>90 | L80B10 >60.000h



*DRIVER OPTIONS

	P	I	CCT	Flux	
 NO DIM	0434-00-42- 1 to 4 Top Mini	4,5W	500mA	2700K	480 lm
				3000K	500 lm
				4000K	515 lm
 PUSH / 1-10V	0434-00-40- 1 to 4 Top Mini	6,5W	700mA	2700K	610 lm
				3000K	640 lm
				4000K	655 lm
 DALI	0434-00-43- 1 to 4 Top Mini	4,5W	500mA	2700K	480 lm
				3000K	500 lm
				4000K	515 lm
 PUSH / 1-10V	0434-00-45- 1 to 4 Top Mini	6,5W	700mA	2700K	610 lm
				3000K	640 lm
				4000K	655 lm
 DALI	0434-00-44- 1 to 4 Top Mini	4,5W	500mA	2700K	480 lm
				3000K	500 lm
				4000K	515 lm
 DALI	0434-00-46- 1 to 4 Top Mini	6,5W	700mA	2700K	610 lm
				3000K	640 lm
				4000K	655 lm

220 V~ | DRIVER MUST BE PLACED ON REMOTE | DIM PHASE CUT PLEASE CONSULT



COLOUR | WT | NT | MATERIAL | AL | PC

RAL **i** » 538

** AFFECTS THE LIGHTING PARAMETERS

(i) » PLEASE CONSULT

Scope

SURFACE



EXTENDED FAMILY
Scope_P.283

Hernández Arquitectos | Photography: Mayte Pílera



>> MORE INFO



>> MORE INFO



>> MORE INFO

		P	CCT	I	Flux	LOR
SCOPE 35 Surface	A260-30- 0- WW WG WR NN NG	7W	2700K	200mA	910 lm	89%
	A260-30- 1- WW WG WR NN NG	7W	3000K	200mA	940 lm	89%
	A260-30- 2- WW WG WR NN NG	7W	4000K	200mA	960 lm	89%

220 V~ | 240 V~ | IP20 | CRI>90 | L80B10 >60.000h



		P	CCT	I	Flux	LOR
SCOPE 27 Surface	A260-20- 0- WW WG WR NN NG	7W	2700K	200mA	910 lm	89%
	A260-20- 1- WW WG WR NN NG	7W	3000K	200mA	940 lm	89%
	A260-20- 2- WW WG WR NN NG	7W	4000K	200mA	960 lm	89%

220 V~ | 240 V~ | IP20 | CRI>90 | L80B10 >60.000h

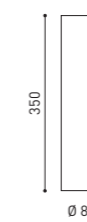


		P	CCT	I	Flux	LOR
SCOPE 21 Surface	A260-10-00- WW WG WR NN NG	7W	2700K	200mA	910 lm	89%
	A260-10-01- WW WG WR NN NG	7W	3000K	200mA	940 lm	89%
	A260-10-02- WW WG WR NN NG	7W	4000K	200mA	960 lm	89%

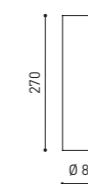
220 V~ | 240 V~ | IP20 | CRI>90 | L80B10 >60.000h



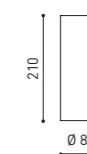
SCOPE 35 SURFACE



SCOPE 27 SURFACE



SCOPE 21 SURFACE



*OPTIONS

0	DIM Phase cut
1	DIM Push
3	DIM DALI



COLOUR | WW | WG | WR | NN | NG | MATERIAL | AL | PC | RAL ⓘ » 538

OTHER COLOURS PLEASE CONSULT | COLOURS MAY AFFECT THE LIGHTING PARAMETERS

Puck



ICO 2
NIC 0
AWA 1
RDS 7
INTERIOR
INNOVATION
winner

EXTENDED FAMILY
Puck Recessed_P103

Photography: Adrian Mora Marabó



>> MORE INFO



>> MORE INFO



>> MORE INFO

	P	CCT	Flux	LOR	
PUCK S	A251-00-00- WT NT MC MG	8W	2700K	600 lm	80%
	A251-00-01- WT NT MC MG	8W	3000K	640 lm	80%
	A251-00-02- WT NT MC MG	8W	4000K	660 lm	80%

220 V~ | IP20 | CRI>90 | L70B50 >36.000h



	P	CCT	Flux	LOR	
PUCK M	A251-10-00- WT NT MC MG	12W	2700K	960 lm	82%
	A251-10-01- WT NT MC MG	12W	3000K	1020 lm	82%
	A251-10-02- WT NT MC MG	12W	4000K	1080 lm	82%

220 V~ | IP20 | CRI>90 | L70B50 >36.000h



	P	CCT	Flux	LOR	
PUCK L	A251-20-00- WT NT MC MG	20W	2700K	1500 lm	80%
	A251-20-01- WT NT MC MG	20W	3000K	1600 lm	80%
	A251-20-02- WT NT MC MG	20W	4000K	1660 lm	80%

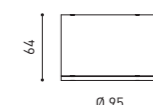
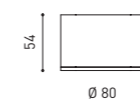
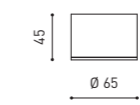
220 V~ | IP20 | CRI>90 | L70B50 >36.000h



PUCK S

PUCK M

PUCK L



COLOUR | WT | NT | MC | MG

MATERIAL | AL | OPTICAL GLASS

RAL » 538



Orbital

SURFACE

EXTENDED FAMILY
Orbital_P.149

Salon store - Secretos del agua, Málaga (Spain) | Carolina Guat | Photography: Juan Carlos Gibson



>> MORE INFO



>> MORE INFO

		P	CCT	Beam	I	Flux	LOR
ORBITAL Surface 1	A01- ∅ -11-10- W N	6,5W	2700K	19°	200mA	900 lm	92%
	LarK-111						
	A01- ∅ -11-11- W N	6,5W	3000K	19°	200mA	940 lm	92%
	A01- ∅ -11-12- W N	6,5W	4000K	19°	200mA	950 lm	92%
	A01- ∅ -11-20- W N	6,5W	2700K	40°	200mA	900 lm	86%
	A01- ∅ -11-21- W N	6,5W	3000K	40°	200mA	940 lm	86%
	A01- ∅ -11-22- W N	6,5W	4000K	40°	200mA	950 lm	86%
	A01- ∅ -13-10- W N	12W	2700K	19°	350mA	1440 lm	92%
	A01- ∅ -13-11- W N	12W	3000K	19°	350mA	1500 lm	92%
	A01- ∅ -13-12- W N	12W	4000K	19°	350mA	1520 lm	92%
	A01- ∅ -13-20- W N	12W	2700K	40°	350mA	1440 lm	86%
	A01- ∅ -13-21- W N	12W	3000K	40°	350mA	1500 lm	86%
	A01- ∅ -13-22- W N	12W	4000K	40°	350mA	1520 lm	86%

220 V~ | IP20 | CRI>90 | L80B10 >60.000h



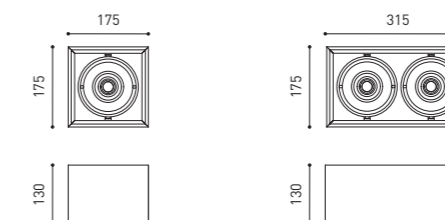
		P	CCT	Beam	I	Flux	LOR
ORBITAL Surface 2	A01- ∅ -21-10- W N	2 X 6,5W	2700K	19°	200mA	2 X 900 lm	92%
	LarK-111						
	A01- ∅ -21-11- W N	2 X 6,5W	3000K	19°	200mA	2 X 940 lm	92%
	A01- ∅ -21-12- W N	2 X 6,5W	4000K	19°	200mA	2 X 950 lm	92%
	A01- ∅ -21-20- W N	2 X 6,5W	2700K	40°	200mA	2 X 900 lm	86%
	A01- ∅ -21-21- W N	2 X 6,5W	3000K	40°	200mA	2 X 940 lm	86%
	A01- ∅ -21-22- W N	2 X 6,5W	4000K	40°	200mA	2 X 950 lm	86%
	A01- ∅ -23-10- W N	2 X 12W	2700K	19°	350mA	2 X 1440 lm	92%
	A01- ∅ -23-11- W N	2 X 12W	3000K	19°	350mA	2 X 1500 lm	92%
	A01- ∅ -23-12- W N	2 X 12W	4000K	19°	350mA	2 X 1520 lm	92%
	A01- ∅ -23-20- W N	2 X 12W	2700K	40°	350mA	2 X 1440 lm	86%
	A01- ∅ -23-21- W N	2 X 12W	3000K	40°	350mA	2 X 1500 lm	86%
	A01- ∅ -23-22- W N	2 X 12W	4000K	40°	350mA	2 X 1520 lm	86%

220 V~ | IP20 | CRI>90 | L80B10 >60.000h



∅ OPTIONS

- 1 LarK-111
- 2 LarK-111 Honeycomb**



LarK-111



LarK-111 Honeycomb**

COLOUR | W □ | N ■ | MATERIAL | AL |

RAL » 538

* OTHER DIM OPTIONS PLEASE CONSULT | ** AFFECTS THE LIGHTING PARAMETERS



>> MORE INFO



>> MORE INFO

		P	CCT	Beam	I	Flux	LOR
ORBITAL Surface 3 LarK-111	A01- Ⓞ -31-10- W N	3 X 6,5W	2700K	19°	200mA	3 X 900 lm	92%
	A01- Ⓞ -31-11- W N	3 X 6,5W	3000K	19°	200mA	3 X 940 lm	92%
	A01- Ⓞ -31-12- W N	3 X 6,5W	4000K	19°	200mA	3 X 950 lm	92%
	A01- Ⓞ -31-20- W N	3 X 6,5W	2700K	40°	200mA	3 X 900 lm	86%
	A01- Ⓞ -31-21- W N	3 X 6,5W	3000K	40°	200mA	3 X 940 lm	86%
	A01- Ⓞ -31-22- W N	3 X 6,5W	4000K	40°	200mA	3 X 950 lm	86%
	A01- Ⓞ -33-10- W N	3 X 12W	2700K	19°	350mA	3 X 1440 lm	92%
	A01- Ⓞ -33-11- W N	3 X 12W	3000K	19°	350mA	3 X 1500 lm	92%
	A01- Ⓞ -33-12- W N	3 X 12W	4000K	19°	350mA	3 X 1520 lm	92%
	A01- Ⓞ -33-20- W N	3 X 12W	2700K	40°	350mA	3 X 1440 lm	86%
	A01- Ⓞ -33-21- W N	3 X 12W	3000K	40°	350mA	3 X 1500 lm	86%
	A01- Ⓞ -33-22- W N	3 X 12W	4000K	40°	350mA	3 X 1520 lm	86%

220
240 V~ | IP20 | CRI>90 | L80B10 >60.000h



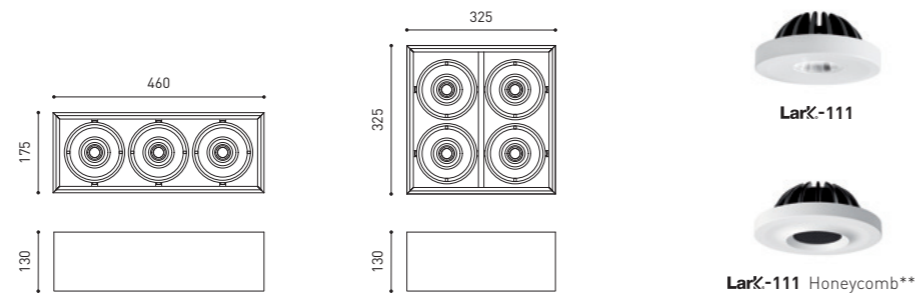
		P	CCT	Beam	I	Flux	LOR
ORBITAL Surface 4 LarK-111	A01- Ⓞ -41-10- W N	4 X 6,5W	2700K	19°	200mA	4 X 900 lm	92%
	A01- Ⓞ -41-11- W N	4 X 6,5W	3000K	19°	200mA	4 X 940 lm	92%
	A01- Ⓞ -41-12- W N	4 X 6,5W	4000K	19°	200mA	4 X 950 lm	92%
	A01- Ⓞ -41-20- W N	4 X 6,5W	2700K	40°	200mA	4 X 900 lm	86%
	A01- Ⓞ -41-21- W N	4 X 6,5W	3000K	40°	200mA	4 X 940 lm	86%
	A01- Ⓞ -41-22- W N	4 X 6,5W	4000K	40°	200mA	4 X 950 lm	86%
	A01- Ⓞ -43-10- W N	4 X 12W	2700K	19°	350mA	4 X 1440 lm	92%
	A01- Ⓞ -43-11- W N	4 X 12W	3000K	19°	350mA	4 X 1500 lm	92%
	A01- Ⓞ -43-12- W N	4 X 12W	4000K	19°	350mA	4 X 1520 lm	92%
	A01- Ⓞ -43-20- W N	4 X 12W	2700K	40°	350mA	4 X 1440 lm	86%
	A01- Ⓞ -43-21- W N	4 X 12W	3000K	40°	350mA	4 X 1500 lm	86%
	A01- Ⓞ -43-22- W N	4 X 12W	4000K	40°	350mA	4 X 1520 lm	86%

220
240 V~ | IP20 | CRI>90 | L80B10 >60.000h



Ⓞ OPTIONS

- 1 LarK-111
- 2 LarK-111 Honeycomb**



COLOUR | W □ | N ■ | MATERIAL | AL | RAL ⓘ » 538

* OTHER DIM OPTIONS PLEASE CONSULT | ** AFFECTS THE LIGHTING PARAMETERS



Vola



EXTENDED FAMILY
Vola Suspension_P.285

Casa Cubo, São Paulo (Brazil) | Studio MK27 - Marcio Kogan | Photography: Inigo Bujedo



>> MORE INFO

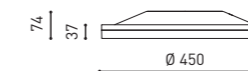
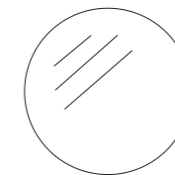
		P	CCT	I	Flux	LOR
VOLA	A441-00- ① -0- WT NT	19W	2700K	500mA	3080 lm	80%
	A441-00- ① -1- WT NT	19W	3000K	500mA	3160 lm	80%
	A441-00- ① -2- WT NT	19W	4000K	500mA	3320 lm	80%

220 V~ |  IP65 | CRI>90 | L80B10 >60.000h



① *OPTIONS

1	No DIM
2	DIM DALI
3	DIM Push
5	DIM Phase Cut



COLOUR | WT | NT |

MATERIAL |  AL |  PC |

RAL  » 538

* OTHER DIM OPTIONS PLEASE CONSULT

 » PLEASE CONSULT



Sky



Casa MAX12, Valencia (Spain) | JCG Arquitecto Valencia | Photography: Mariela Apollonio



>> MORE INFO

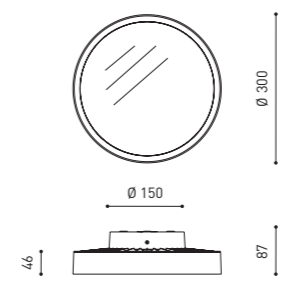
		P	CCT	I	Flux	LOR
SKY 2	A195-02- ☉ -1- WT	15W	3000K	350mA	2450 lm	81%
	A195-02- ☉ -2- WT	15W	4000K	350mA	2500 lm	81%
SKY 3	A195-03- ☉ -1- WT	22W	3000K	500mA	3450 lm	81%
	A195-03- ☉ -2- WT	22W	4000K	500mA	3500 lm	81%
SKY 4	A195-04- ☉ -1- WT	31W	3000K	700mA	4700 lm	81%
	A195-04- ☉ -2- WT	31W	4000K	700mA	4775 lm	81%
SKY 5	A195-05- ☉ -1- WT	40W	3000K	900mA	5825 lm	81%
	A195-05- ☉ -2- WT	40W	4000K	900mA	5925 lm	81%

220 V~ | IP20 | CRI>90 | L80B10 >60.000h



☉ *OPTIONS

1	No DIM
2	DIM Push
4	DIM DALI



COLOUR | WT | MATERIAL | AL | PMMA |

RAL » 538

» PLEASE CONSULT



Stram

SURFACE

EXTENDED FAMILY
Stram_P.123

Instituto Politécnico Salesianos, Pamplona (Spain) | Garmendia Cordero arquitectos | Photography: Pedro Regenaute



>> MORE INFO

				P	CCT	I	Flux	LOR
STRAM Surface 1	A246-01-10-	WT	NT	10,5W	2700K	350mA	1525 lm	87%
	A246-01-11-	WT	NT	10,5W	3000K	350mA	1650 lm	87%
	A246-01-12-	WT	NT	10,5W	4000K	350mA	1675 lm	87%
STRAM Surface 2	A246-02-10-	WT	NT	15,5W	2700K	500mA	2100 lm	87%
	A246-02-11-	WT	NT	15,5W	3000K	500mA	2275 lm	87%
	A246-02-12-	WT	NT	15,5W	4000K	500mA	2300 lm	87%
STRAM Surface 3	A246-03-Ⓞ-0-	WT	NT	22W	2700K	700mA	2800 lm	87%
	A246-03-Ⓞ-1-	WT	NT	22W	3000K	700mA	3025 lm	87%
	A246-03-Ⓞ-2-	WT	NT	22W	4000K	700mA	3075 lm	87%

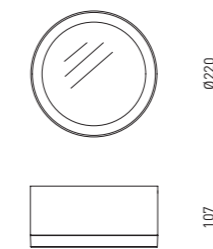
220 V~ | IP20 | CRI>90 | L80B10 >60.000h



Ⓞ *OPTIONS

1	No DIM
2	DIM DALI Push

DIM PHASE CUT PLEASE CONSULT



COLOUR | WT | NT |

MATERIAL | AL | PMMA |

RAL » 538

PRISMATIC DIFFUSER PLEASE CONSULT

» PLEASE CONSULT



>> MORE INFO

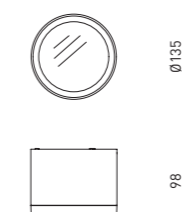
				P	CCT	I	Flux	LOR
STRAM Surface Mini 2	A377-02-10-	WT	NT	7W	2700K	500mA	975 lm	80%
	A377-02-11-	WT	NT	7W	3000K	500mA	1050 lm	80%
	A377-02-12-	WT	NT	7W	4000K	500mA	1075 lm	80%
STRAM Surface Mini 3	A377-03-⊕-0-	WT	NT	10W	2700K	700mA	1275 lm	80%
	A377-03-⊕-1-	WT	NT	10W	3000K	700mA	1375 lm	80%
	A377-03-⊕-2-	WT	NT	10W	4000K	700mA	1400 lm	80%

220 V~ | IP20 | CRI>90 | L80B10 > 60.000h



⊕ *OPTIONS

1	No DIM
5	DIM Phase Cut



COLOUR | WT | NT

MATERIAL | AL | PMMA

RAL » 538

PRISMATIC DIFFUSER PLEASE CONSULT

» PLEASE CONSULT



Drum

quartud
valencia

EXTENDED FAMILY
Drum Suspension_P.295



reddot design award
winner 2016



A' DESIGN AWARD
WINNER 2018
B R O W N E

Butlhaup Showroom - Valencia (Spain) | Alfredo Morzú | Photography: Héctor Rubio - Images Positive



>> MORE INFO



>> MORE INFO

		P	CCT	I	Flux	LOR
DRUM 90	A239-20- Ⓞ -1- WT NT	119W	3000K	700mA	16100 lm	87%
	A239-20- Ⓞ -2- WT NT	119W	4000K	700mA	16350 lm	87%

220 V~ | IP20 | CRI>90 | L80B10 >60.000h



		P	CCT	I	Flux	LOR
DRUM 70	A239-10- Ⓞ -1- WT NT	59,5W	3000K	700mA	8050 lm	87%
	A239-10- Ⓞ -2- WT NT	59,5W	4000K	700mA	8175 lm	87%


220 V~ | IP20 | CRI>90 | L80B10 >60.000h




Ⓞ *OPTIONS

2	DIM DALI
3	DIM 1-10V

DRUM 90



DRUM 70



COLOUR | WT □ | NT ■ |

MATERIAL | AL | PMMA |

RAL ⓘ » 538

Ⓞ » PLEASE CONSULT



Fifty +

SURFACE

EXTENDED FAMILY

Fifty + Suspension_P.309 · Fifty + Custom_P.493

John Cranio School, Stuttgart (Germany) | Burger Rudaes Architekten | Photography: Brigida González



>> MORE INFO

		P	CCT	I	Flux	LOR	L
FIFTY + Surface 100	A445-01- Ⓞ -1- WT NT	15,4W	3000K	700mA	2280 lm	70%	1010mm
	A445-01- Ⓞ -2- WT NT	15,4W	4000K	700mA	2400 lm	70%	1010mm
FIFTY + Surface 150	A445-02- Ⓞ -1- WT NT	23,1W	3000K	700mA	3420 lm	70%	1510mm
	A445-02- Ⓞ -2- WT NT	23,1W	4000K	700mA	3600 lm	70%	1510mm
FIFTY + Surface 200	A445-03- Ⓞ -1- WT NT	30,8W	3000K	700mA	4560 lm	70%	2010mm
	A445-03- Ⓞ -2- WT NT	30,8W	4000K	700mA	4800 lm	70%	2010mm
FIFTY + Surface 300	A445-04- Ⓞ -1- WT NT	46,2W	3000K	700mA	6840 lm	70%	3010mm
	A445-04- Ⓞ -2- WT NT	46,2W	4000K	700mA	7200 lm	70%	3010mm
FIFTY + HO Surface 100	A445-11- Ⓞ -1- WT NT	23,6W	3000K	1050mA	3260 lm	70%	1010mm
	A445-11- Ⓞ -2- WT NT	23,6W	4000K	1050mA	3440 lm	70%	1010mm
FIFTY + HO Surface 150	A445-12- Ⓞ -1- WT NT	35,4W	3000K	1050mA	4890 lm	70%	1510mm
	A445-12- Ⓞ -2- WT NT	35,4W	4000K	1050mA	5160 lm	70%	1510mm
FIFTY + HO Surface 200	A445-13- Ⓞ -1- WT NT	47,2W	3000K	1050mA	6520 lm	70%	2010mm
	A445-13- Ⓞ -2- WT NT	47,2W	4000K	1050mA	6880 lm	70%	2010mm
FIFTY + HO Surface 300	A445-14- Ⓞ -1- WT NT	70,8W	3000K	1050mA	9780 lm	70%	3010mm
	A445-14- Ⓞ -2- WT NT	70,8W	4000K	1050mA	10320 lm	70%	3010mm

220
240 V~ | IP20 | CRI>90 | L80B10 >60.000h



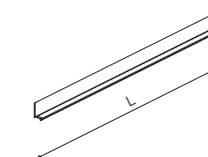
		P	CCT	I	Flux	LOR	L
FIFTY + UGR Surface 100	A445-21- Ⓞ -1- WT NT	15,4W	3000K	700mA	2280 lm	47%	1010mm
	A445-21- Ⓞ -2- WT NT	15,4W	4000K	700mA	2400 lm	47%	1010mm
FIFTY + UGR Surface 150	A445-22- Ⓞ -1- WT NT	23,1W	3000K	700mA	3420 lm	47%	1510mm
	A445-22- Ⓞ -2- WT NT	23,1W	4000K	700mA	3600 lm	47%	1510mm
FIFTY + UGR Surface 200	A445-23- Ⓞ -1- WT NT	30,8W	3000K	700mA	4560 lm	47%	2010mm
	A445-23- Ⓞ -2- WT NT	30,8W	4000K	700mA	4800 lm	47%	2010mm
FIFTY + UGR Surface 300	A445-24- Ⓞ -1- WT NT	46,2W	3000K	700mA	6840 lm	47%	3010mm
	A445-24- Ⓞ -2- WT NT	46,2W	4000K	700mA	7200 lm	47%	3010mm
FIFTY + UGR HO Surface 100	A445-31- Ⓞ -1- WT NT	23,6W	3000K	1050mA	3260 lm	47%	1010mm
	A445-31- Ⓞ -2- WT NT	23,6W	4000K	1050mA	3440 lm	47%	1010mm
FIFTY + UGR HO Surface 150	A445-32- Ⓞ -1- WT NT	35,4W	3000K	1050mA	4890 lm	47%	1510mm
	A445-32- Ⓞ -2- WT NT	35,4W	4000K	1050mA	5160 lm	47%	1510mm
FIFTY + UGR HO Surface 200	A445-33- Ⓞ -1- WT NT	47,2W	3000K	1050mA	6520 lm	47%	2010mm
	A445-33- Ⓞ -2- WT NT	47,2W	4000K	1050mA	6880 lm	47%	2010mm
FIFTY + UGR HO Surface 300	A445-34- Ⓞ -1- WT NT	70,8W	3000K	1050mA	9780 lm	47%	3010mm
	A445-34- Ⓞ -2- WT NT	70,8W	4000K	1050mA	10320 lm	47%	3010mm

220
240 V~ | IP20 | CRI>90 | L80B10 >60.000h



Ⓞ *OPTIONS

- 1 No DIM
- 2 DIM DALI
- 3 DIM Push



COLOUR | WT | NT |

MATERIAL | AL | PC |

RAL » 538

» PLEASE CONSULT



Fit
SURFACE

Cambridge Tce, Adelaide (Australia) | Williams Burton Leopardi | Photography: Christopher Morrison

EXTENDED FAMILY

P.191 | **Fit Recessed**



P.421 | **Fit 65 1L**




P.471 | **Black Foster Fit 35**



P.431 | **Fit**



P.372 | **Fit 24V**



P.386 | **Fit 48V**



>> MORE INFO

		P	CCT	Beam	I	Flux	LOR	
FIT 35 Surface	A345-35-10-	WT NT G	5,5W	2700K	19°	500mA	590 lm	82%
	A345-35-11-	WT NT G	5,5W	3000K	19°	500mA	630 lm	82%
	A345-35-12-	WT NT G	5,5W	4000K	19°	500mA	700 lm	82%
	A345-35-20-	WT NT G	5,5W	2700K	29°	500mA	590 lm	80%
	A345-35-21-	WT NT G	5,5W	3000K	29°	500mA	630 lm	80%
	A345-35-22-	WT NT G	5,5W	4000K	29°	500mA	700 lm	80%
	A345-35-30-	WT NT G	5,5W	2700K	38°	500mA	590 lm	80%
	A345-35-31-	WT NT G	5,5W	3000K	38°	500mA	630 lm	80%
	A345-35-32-	WT NT G	5,5W	4000K	38°	500mA	700 lm	80%

220
240 V~ | IP20 | CRI>90 | L80B10 >60.000h



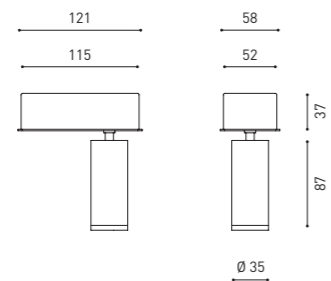
OPTIONAL ACCESSORY

FIT 35 Anti-glare Honeycomb Louver * A345-00-00

NOT SOLD SEPARATELY



FINISHING	Lamp	Base
WT	WT WT	
NT	NT NT	
G	G NT	



COLOUR | WT | NT | G

MATERIAL | AL | PC |

RAL » 538

* ACCESSORY AFFECTS THE LIGHTING PARAMETERS



>> MORE INFO

		P	CCT	Beam	I	Flux	LOR	
FIT 35 Surface Double	A345-4- -10-	WT NT G	11W	2700K	19°	500mA	2 x 590 lm	82%
	A345-4- -11-	WT NT G	11W	3000K	19°	500mA	2 x 630 lm	82%
	A345-4- -12-	WT NT G	11W	4000K	19°	500mA	2 x 700 lm	82%
	A345-4- -20-	WT NT G	11W	2700K	29°	500mA	2 x 590 lm	80%
	A345-4- -21-	WT NT G	11W	3000K	29°	500mA	2 x 630 lm	80%
	A345-4- -22-	WT NT G	11W	4000K	29°	500mA	2 x 700 lm	80%
	A345-4- -30-	WT NT G	11W	2700K	38°	500mA	2 x 590 lm	80%
	A345-4- -31-	WT NT G	11W	3000K	38°	500mA	2 x 630 lm	80%
	A345-4- -32-	WT NT G	11W	4000K	38°	500mA	2 x 700 lm	80%

220
240 V~ | IP20 | CRI>90 | L80B10 >60.000h



*OPTIONS

1	No DIM
2	DIM DALI
5	DIM Phase Cut

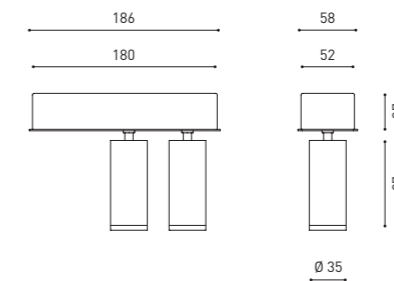
OPTIONAL ACCESSORY

FIT 35 Anti-glare Honeycomb Louver ** A345-00-00

NOT SOLD SEPARATELY



FINISHING	Lamp	Base
WT	WT WT	
NT	NT NT	
G	G NT	




COLOUR | WT | NT | G

MATERIAL | AL | PC |

RAL » 538

** ACCESSORY AFFECTS THE LIGHTING PARAMETERS



iO
SURFACE

Casa BM, Valencia (Spain) | Otrios Estudio - Arquitectura e interiorismo | STR - Soluciones técnicas, obras y rehabilitación | Photography: Diego Opazo


EXTENDED FAMILY



P.417 | iO



P180 | Magnetic iO Micro



P.396 | iO 48V



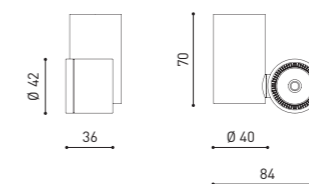
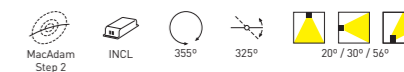
P.371 | iO Micro 24V



>> MORE INFO

				P	CCT	Beam	I	Flux	LOR
i0 Surface	A263-00-10-	WT	NT	4,5W	2700K	20°	500mA	485 lm	92%
	A263-00-11-	WT	NT	4,5W	3000K	20°	500mA	505 lm	92%
	A263-00-12-	WT	NT	4,5W	4000K	20°	500mA	520 lm	92%
	A263-00-20-	WT	NT	4,5W	2700K	30°	500mA	485 lm	89%
	A263-00-21-	WT	NT	4,5W	3000K	30°	500mA	505 lm	89%
	A263-00-22-	WT	NT	4,5W	4000K	30°	500mA	520 lm	89%
	A263-00-30-	WT	NT	4,5W	2700K	56°	500mA	485 lm	86%
	A263-00-31-	WT	NT	4,5W	3000K	56°	500mA	505 lm	86%
A263-00-32-	WT	NT	4,5W	4000K	56°	500mA	520 lm	86%	

220 V~ | IP20 | CRI>90 | L80B10 >60.000h



OPTIONAL ACCESSORIES

NOT SOLD SEPARATELY

i0 Beam Mixer Diffuser* 0805-01-00



i0 Anti-glare Honeycomb Louver* 0806-00-00 | WT | NT |



i0 High Chromatic LED* ⓘ >> 536

COLOUR | WT □ | NT ■

MATERIAL | AL | PC

RAL ⓘ >> 538

* AFFECTS THE LIGHTING PARAMETERS



Zen Tube

SURFACE

EXTENDED FAMILY

Zen Tube 48V_P399 · Zen Tube_P439



2014



Porta de la Mar House, Valencia (Spain) | Vicente Navarro | Photography: David Frutos



>> MORE INFO

		P	CCT	I	Flux	LOR
ZEN TUBE Surface 1	A284-11- Ⓞ -1- WT NT	12W	3000K	350mA	1640 lm	90%
	A284-11- Ⓞ -2- WT NT	12W	4000K	350mA	1670 lm	90%
ZEN TUBE Surface 2	A284-12- Ⓞ -1- WT NT	17W	3000K	500mA	2220 lm	90%
	A284-12- Ⓞ -2- WT NT	17W	4000K	500mA	2250 lm	90%
ZEN TUBE Surface 3	A284-13- Ⓞ -1- WT NT	23W	3000K	700mA	3190 lm	90%
	A284-13- Ⓞ -2- WT NT	23W	4000K	700mA	3240 lm	90%

220
240 V~ | IP20 | CRI>90 | L80B10
>60.000h



Ⓞ BEAM OPTIONS

1	16°
2	24°
3	42°

OPTIONAL ACCESSORIES

NOT SOLD SEPARATELY

ZEN Anti-Glare Honeycomb Louver** 0702-02-00



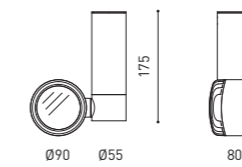
ZEN Elliptical Refractor** 0700-08-00



ZEN Beam Mixer Diffuser** 0805-02-00



ZEN High Chromatic LED** » 536



COLOUR | WT | NT | MATERIAL | AL | GL-TRANS |

RAL » 538

OTHER CCT PLEASE CONSULT | * DIM OPTIONS PLEASE CONSULT | ** AFFECTS THE LIGHTING PARAMETERS

**Alaska/Art/Stick/Holly/Spin/
Scope/Vola Suspension/Salt/
Brigit/Drum Suspension/
Line Suspension/
Black Foster Suspension/
Slimgot/Fifty+ Suspension/
Suspension**

Alaska

weinraum

Club Traube, Stuttgart (Germany) | Hippmann Architekten BDA | Photography: Brigida González

EXTENDED FAMILY

P.451 | Alaska Fancy Shape



P.360 | Alaska 24V



P.100 | Alaska Trimless



>> MORE INFO

		P	CCT	I	Flux	LOR
ALASKA Big	A455- 00 -0- 00 -0- N BG	8,4W	2700K	500mA	1040 lm	37%
	A455- 00 -0- 00 -1- N BG	8,4W	3000K	500mA	1100 lm	37%

220 V~ | IP20 | CRI>90 | L90B10 >60.000h



		P	CCT	I	Flux	LOR
ALASKA Big Wire Trimless	A455- 00 -1- 00 -0- N BG	8,4W	2700K	500mA	1040 lm	37%
	A455- 00 -1- 00 -1- N BG	8,4W	3000K	500mA	1100 lm	37%

220 V~ | IP20 | CRI>90 | L90B10 >60.000h



CORD LENGTH - L

0	2 m
1	3 m
2	5 m

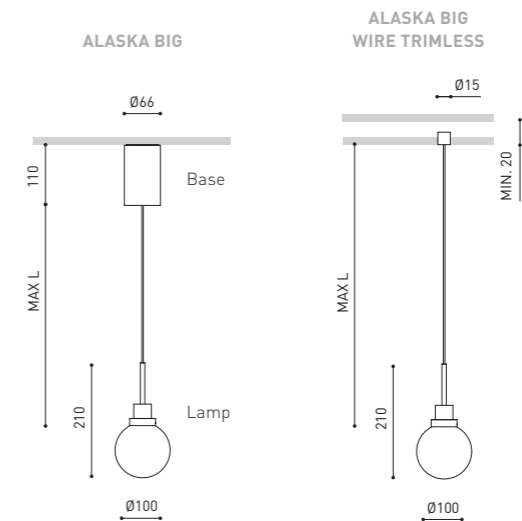
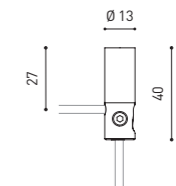
OPTIONS*

2	DIM DALI
5	DIM Phase Cut


FINISHING*	Lamp	Base
N		
BG		

OPTIONAL ACCESSORIES

CORD Accessory 0223-00-00- | N |



COAXIAL WIRE TRIMLESS



COLOUR | N | BG | NT | MATERIAL | AL | OPTICAL GLASS | RAL » 538

OTHER CCT & DIM OPTIONS PLEASE CONSULT | * OTHER FINISHING COMBINATIONS PLEASE CONSULT

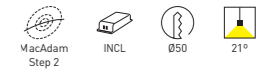




>> MORE INFO

		P	CCT	I	Flux	LOR
ALASKA	A425- -0-10- N BG	4,5W	2700K	500mA	475 lm	30%
	A425- -0-11- N BG	4,5W	3000K	500mA	500 lm	30%
	A425- -0-20- N BG	4,5W	2700K	500mA	475 lm	30%
	A425- -0-21- N BG	4,5W	3000K	500mA	500 lm	30%

220 V~ | IP20 | CRI>90 | L80B10 >60.000h



CORD LENGTH - L

0	2 m
2	5 m

Other length please consult

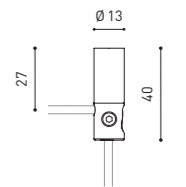
FINISHING*	Lamp	Base
	N NT	
	BG NT	

BASE NOT USED WITH WIRE TRIMLESS INSTALLATION.

OPTIONAL ACCESSORIES

CORD Accessory

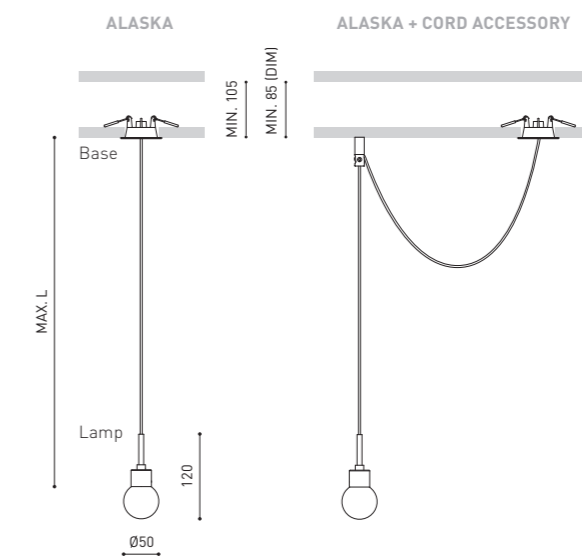
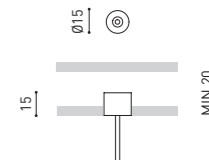
0223-00-00- | N |




WIRE TRIMLESS Accessory

Coaxial Trimless

A023-00-03- | W | N |



COAXIAL TRIMLESS



COLOUR | N | NT | BG | W | MATERIAL | AL | OPTICAL GLASS | RAL » 538

OTHER CCT & DIM OPTIONS PLEASE CONSULT | * OTHER FINISHING COMBINATIONS PLEASE CONSULT

» PLEASE CONSULT

Art



Arquitectos Ignacio Mallo & Sandra Robles | Photography: Fernando Aida



>> MORE INFO

		P	CCT	I	Flux	LOR
ART	A342-00-10- WT NT BC BG	6,3W	2700K	700mA	570 lm	92%
	A342-00-11- WT NT BC BG	6,3W	3000K	700mA	630 lm	92%
	A342-00-20- WT NT BC BG	6,3W	2700K	700mA	570 lm	92%
	A342-00-21- WT NT BC BG	6,3W	3000K	700mA	630 lm	92%

220 V~ | IP20 | CRI>90 | L80B10 >40.000h

* DIM PHASE CUT & OTHER DIM OPTIONS PLEASE CONSULT



FINISHING**	Lamp	Base
	WT <input type="checkbox"/>	WT <input type="checkbox"/>
	NT <input type="checkbox"/>	NT <input type="checkbox"/>
	BC <input type="checkbox"/>	WT <input type="checkbox"/>
	BG <input type="checkbox"/>	WT <input type="checkbox"/>

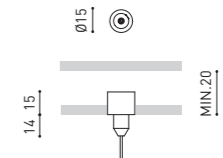
BASE NOT USED WITH WIRE TRIMLESS INSTALLATION.

OPTIONAL ACCESSORY


WIRE TRIMLESS Accessory

Unipolar Trimless A023-00-04- | W | N |

2 Pcs. needed



UNIPOLAR TRIMLESS



COLOUR | WT | NT | BC | BG | W | N | MATERIAL | BR | ABS+PC | RAL » 538

OTHER CCT | ** OTHER FINISHING COMBINATIONS » PLEASE CONSULT

» PLEASE CONSULT



Arkostlight Headquarters, Valencia (Spain) | Francesc Rifé Studio | Victor García Martínez Arquitecto | Photography: David Zarzoso



>> MORE INFO

		P	CCT	I	Flux	LOR
ART Direct & Indirect	A343-00-10- WT NT BC BG	6,3W	2700K	700mA	570 lm	92%
	A343-00-11- WT NT BC BG	6,3W	3000K	700mA	630 lm	92%
	A343-00-20- WT NT BC BG	6,3W	2700K	700mA	570 lm	92%
	DALI* A343-00-21- WT NT BC BG	6,3W	3000K	700mA	630 lm	92%

220 V~ | IP20 | CRI>90 | L80B10 >40.000h



* DIM PHASE CUT & OTHER DIM OPTIONS PLEASE CONSULT

FINISHING**	Lamp	Base
	WT <input type="checkbox"/>	WT <input type="checkbox"/>
	NT <input type="checkbox"/>	NT <input type="checkbox"/>
	BC <input type="checkbox"/>	WT <input type="checkbox"/>
	BG <input type="checkbox"/>	WT <input type="checkbox"/>

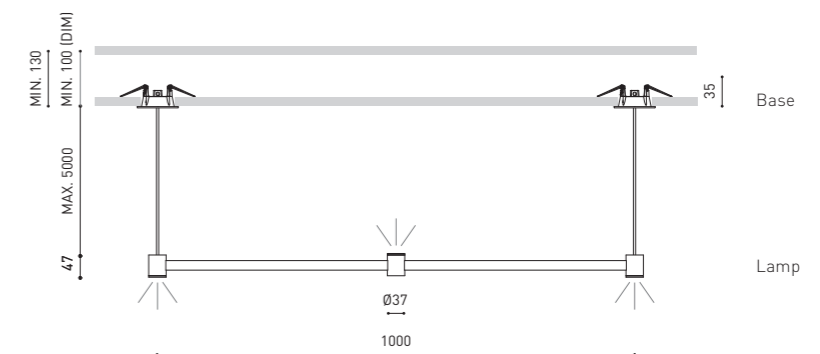
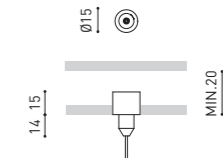
BASE NOT USED WITH WIRE TRIMLESS INSTALLATION.

OPTIONAL ACCESSORY


WIRE TRIMLESS Accessory

Unipolar Trimless A023-00-04- | W | N |

2 Pcs. needed




UNIPOLAR TRIMLESS



COLOUR | WT | NT | BC | BG | W | N | MATERIAL | BR | ABS+PC | RAL ⓘ » 538

OTHER CCT | ** OTHER FINISHING COMBINATIONS » PLEASE CONSULT

ⓘ » PLEASE CONSULT



	P	CCT	I	Flux	LOR	
ART Modular 3	WT NT BC BG	6,3W	2700K	700mA	570 lm	92%
	WT NT BC BG	6,3W	3000K	700mA	630 lm	92%
	DALI* WT NT BC BG	6,3W	2700K	700mA	570 lm	92%
	DALI* WT NT BC BG	6,3W	3000K	700mA	630 lm	92%
ART Modular 4	WT NT BC BG	8,4W	2700K	700mA	760 lm	92%
	WT NT BC BG	8,4W	3000K	700mA	840 lm	92%
	DALI* WT NT BC BG	8,4W	2700K	700mA	760 lm	92%
	DALI* WT NT BC BG	8,4W	3000K	700mA	840 lm	92%
ART Modular 5	WT NT BC BG	10,5W	2700K	700mA	950 lm	92%
	WT NT BC BG	10,5W	3000K	700mA	1050 lm	92%
	DALI* WT NT BC BG	10,5W	2700K	700mA	950 lm	92%
	DALI* WT NT BC BG	10,5W	3000K	700mA	1050 lm	92%

220
240 V~ | IP20 | CRI>90 | L80B10
> 60.000h

* DIM PHASE CUT & OTHER DIM OPTIONS PLEASE CONSULT



FINISHING**	Lamp	Base
	WT □	WT □
	NT ■	NT ■
	BC ■	WT □
	BG ■	WT □

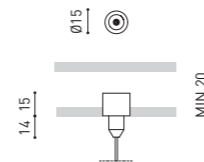
BASE NOT USED WITH WIRE TRIMLESS
INSTALLATION.

OPTIONAL ACCESSORY

WIRE TRIMLESS Accessory

Unipolar Trimless A023-00-04- | W | N |

2 Pcs. needed

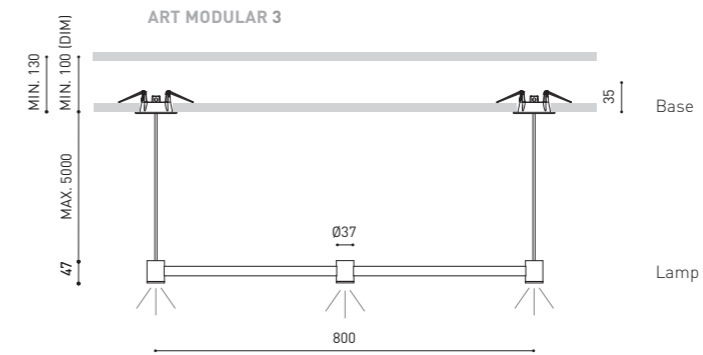



COLOUR | WT □ | NT ■ | BC ■ | BG ■ | W □ | N ■ | MATERIAL | BR | ABS+PC | RAL ⓘ » 538

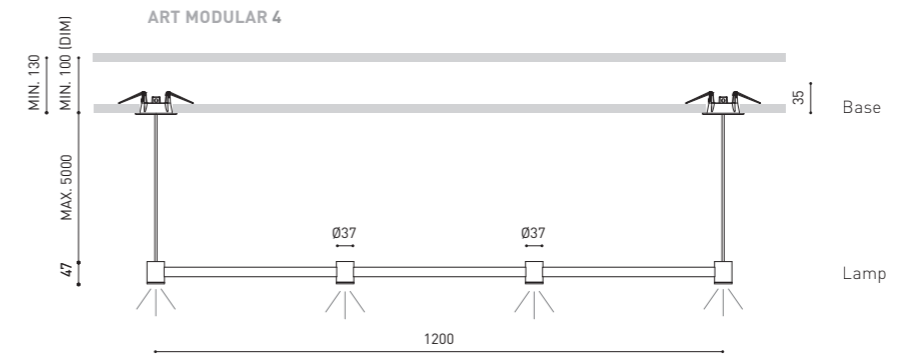
OTHER CCT | ** OTHER FINISHING COMBINATIONS » PLEASE CONSULT

ⓘ » PLEASE CONSULT

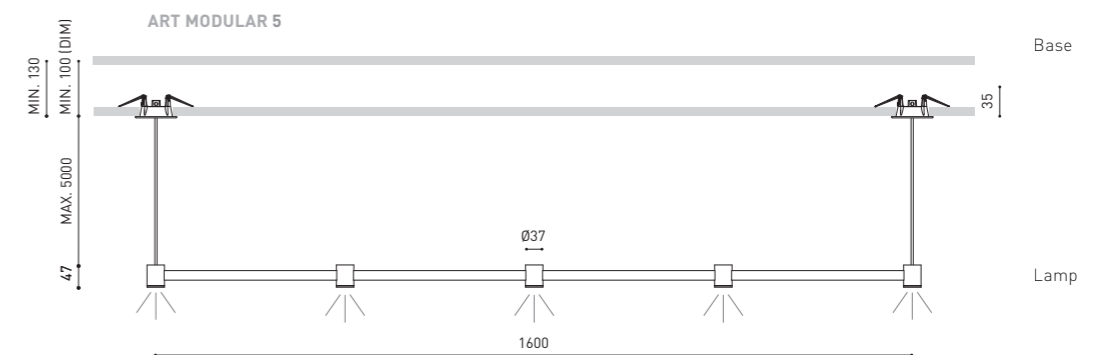
UNIPOLAR TRIMLESS



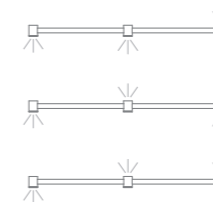
Direct & Indirect Option



Direct & Indirect Option



Direct & Indirect Options



ATENCIÓN

Art Modular '3' tiene una longitud de 800 mm. Las versiones preexistentes de Art miden 1000 mm de largo.

REMINDER

Art Modular '3' has a length of 800mm. The standard Art versions are 1000 mm long.

ATTENTION

Art Modular '3' a une longueur de 800 mm. Les versions préexistantes de l'ART mesurent 1000 mm de long.

ATTENZIONE

Art Modular '3' ha una lunghezza di 800mm. Le versioni precedenti dell'Art misurano 1000mm.

ACHTUNG

Art Modular '3' hat eine Länge von 800 mm. Die vorhandenen Versionen von Art sind 1000 mm lang.





>> MORE INFO

		P	CCT	I	Flux	LOR
ART Base	A342-10-10- ○ ⊕	6,3W	2700K	700mA	570 lm	92%
	A342-10-11- ○ ⊕	6,3W	3000K	700mA	630 lm	92%
	A342-10-20- ○ ⊕	6,3W	2700K	700mA	570 lm	92%
	DALI* A342-10-21- ○ ⊕	6,3W	3000K	700mA	630 lm	92%

220 V~ | 240 V~ | IP20 | CRI>90 | L80B10 > 60.000h

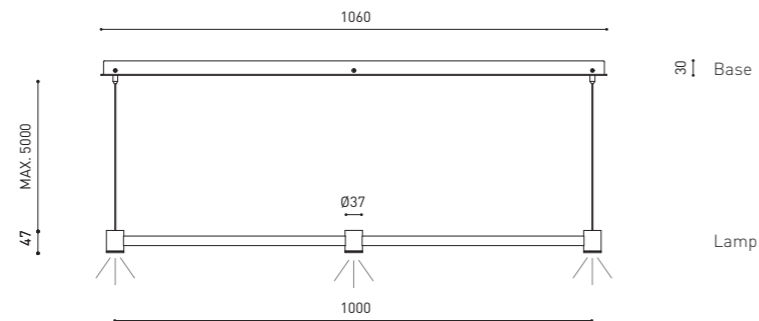


○ LAMP FINISH**

□	WT
■	NT
■	BC
■	BG


⊕ BASE FINISH**

□	WT
■	NT



COLOUR | WT □ | NT ■ | BC ■ | BG ■ | MATERIAL | AL | BR | ABS+PC | RAL ⓘ » 538

OTHER CCT | * OTHER DIM OPTIONS | ** OTHER FINISHING COMBINATIONS » PLEASE CONSULT



>> MORE INFO

		P	CCT	I	Flux	LOR
ART Base	A343-10-10- ○ ⊕	6,3W	2700K	700mA	570 lm	92%
	A343-10-11- ○ ⊕	6,3W	3000K	700mA	630 lm	92%
	A343-10-20- ○ ⊕	6,3W	2700K	700mA	570 lm	92%
	DALI* A343-10-21- ○ ⊕	6,3W	3000K	700mA	630 lm	92%

220 V~ | 240 V~ | IP20 | CRI>90 | L80B10 > 60.000h

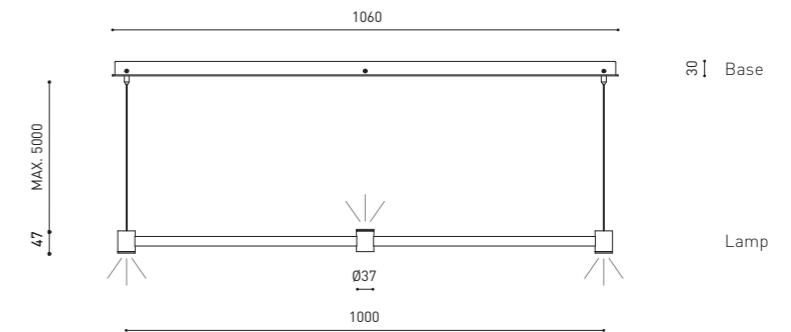


○ LAMP FINISH**

□	WT
■	NT
■	BC
■	BG


⊕ BASE FINISH**


□	WT
■	NT



COLOUR | WT □ | NT ■ | BC ■ | BG ■ | MATERIAL | AL | BR | ABS+PC | RAL ⓘ » 538

OTHER CCT | * OTHER DIM OPTIONS | ** OTHER FINISHING COMBINATIONS » PLEASE CONSULT





		P	CCT	I	Flux	LOR
ART Modular 3 Base	○ ⊙	6,3W	2700K	700mA	570 lm	92%
	○ ⊙	6,3W	3000K	700mA	630 lm	92%
	▬ ○ ⊙	6,3W	2700K	700mA	570 lm	92%
	▬ ○ ⊙	6,3W	3000K	700mA	630 lm	92%
ART Modular 4 Base	○ ⊙	8,4W	2700K	700mA	760 lm	92%
	○ ⊙	8,4W	3000K	700mA	840 lm	92%
	▬ ○ ⊙	8,4W	2700K	700mA	760 lm	92%
	▬ ○ ⊙	8,4W	3000K	700mA	840 lm	92%
ART Modular 5 Base	○ ⊙	10,5W	2700K	700mA	950 lm	92%
	○ ⊙	10,5W	3000K	700mA	1050 lm	92%
	▬ ○ ⊙	10,5W	2700K	700mA	950 lm	92%
	▬ ○ ⊙	10,5W	3000K	700mA	1050 lm	92%

220
240 V~ | IP20 | CRI>90 | L80B10
>60.000h



○ LAMP FINISH**

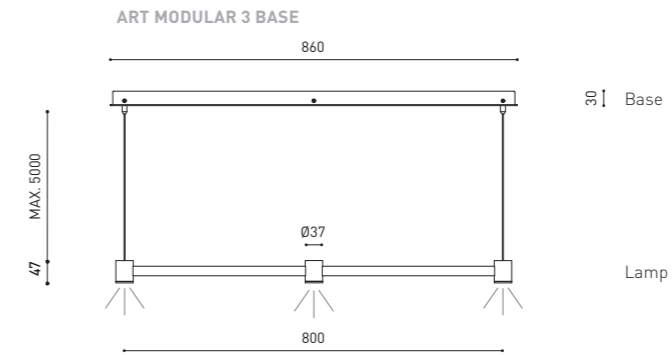
	WT
	NT
	BC
	BG

⊙ BASE FINISH**

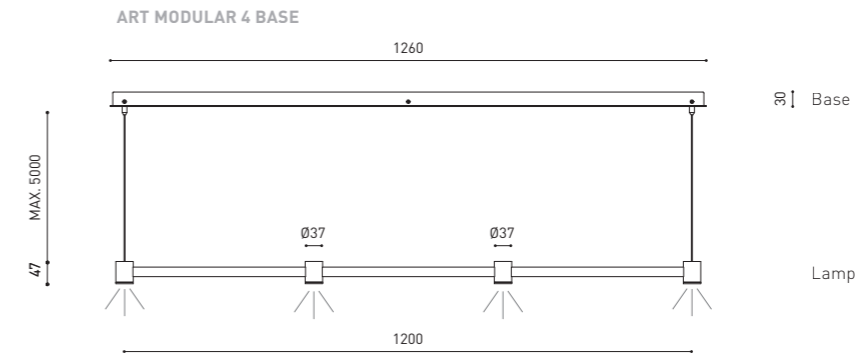
	WT
	NT

COLOUR | WT | NT | BC | BG | MATERIAL | AL | BR | ABS+PC | RAL » 538

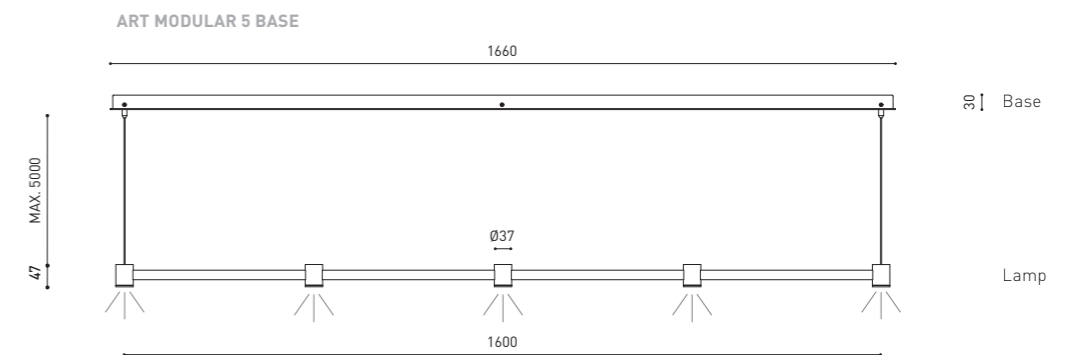
OTHER CCT | * OTHER DIM OPTIONS | ** OTHER FINISHING COMBINATIONS » PLEASE CONSULT



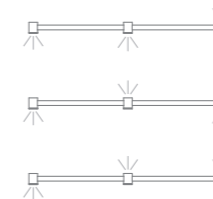
Direct & Indirect Option



Direct & Indirect Option



Direct & Indirect Options



ATENCIÓN
Art Modular '3' tiene una longitud de 800 mm.
Las versiones preexistentes de Art miden 1000 mm de largo.

REMINDER
Art Modular '3' has a length of 800mm.
The standard Art versions are 1000 mm long.

ATTENTION
Art Modular '3' a une longueur de 800 mm.
Les versions préexistantes de l'ART mesurent 1000 mm de long.

ATTENZIONE
Art Modular '3' ha una lunghezza di 800mm.
Le versioni precedenti dell'Art misurano 1000mm.

ACHTUNG
Art Modular '3' hat eine Länge von 800 mm.
Die vorhandenen Versionen von Art sind 1000 mm lang.

EXTENDED FAMILY



Stick

P.453 | Stick Fancy Shape



P.375 | Stick 24V



P.406 | Stick 48V



Arquitectura by Roberto García | Photography: Adrián Mora Maroto

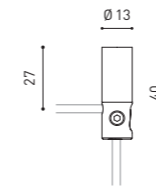


>> MORE INFO

OPTIONAL ACCESSORIES

CORD Accessory

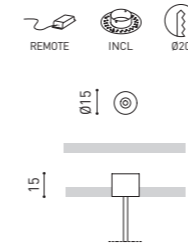
0223-00-00- | N |




WIRE TRIMLESS Accessory

Coaxial Trimless

A023-00-03- | W | N |



COAXIAL TRIMLESS



		P	CCT	Beam	I	Flux	LOR
STICK	A40-○-⊙-⊙-10- WT NT MG	5,6W	2700K	22°	500mA	530 lm	84%
	A40-○-⊙-⊙-11- WT NT MG	5,6W	3000K	22°	500mA	600 lm	84%
	A40-○-⊙-⊙-20- WT NT MG	5,6W	2700K	37°	500mA	530 lm	82%
	A40-○-⊙-⊙-21- WT NT MG	5,6W	3000K	37°	500mA	600 lm	82%
	A40-○-⊙-⊙-30- WT NT MG	5,6W	2700K	46°	500mA	530 lm	81%
	A40-○-⊙-⊙-31- WT NT MG	5,6W	3000K	46°	500mA	600 lm	81%

220 V~ | IP20 | CRI>90 | L80B10 >60.000h



		P	CCT	Beam	I	Flux	LOR
STICK Base	A50-○-⊙-⊙-10- WT NT MG	5,6W	2700K	22°	500mA	530 lm	84%
	A50-○-⊙-⊙-11- WT NT MG	5,6W	3000K	22°	500mA	600 lm	84%
	A50-○-⊙-⊙-20- WT NT MG	5,6W	2700K	37°	500mA	530 lm	82%
	A50-○-⊙-⊙-21- WT NT MG	5,6W	3000K	37°	500mA	600 lm	82%
	A50-○-⊙-⊙-30- WT NT MG	5,6W	2700K	46°	500mA	530 lm	81%
	A50-○-⊙-⊙-31- WT NT MG	5,6W	3000K	46°	500mA	600 lm	81%

220 V~ | IP20 | CRI>90 | L80B10 >60.000h



○ STICK LENGTH

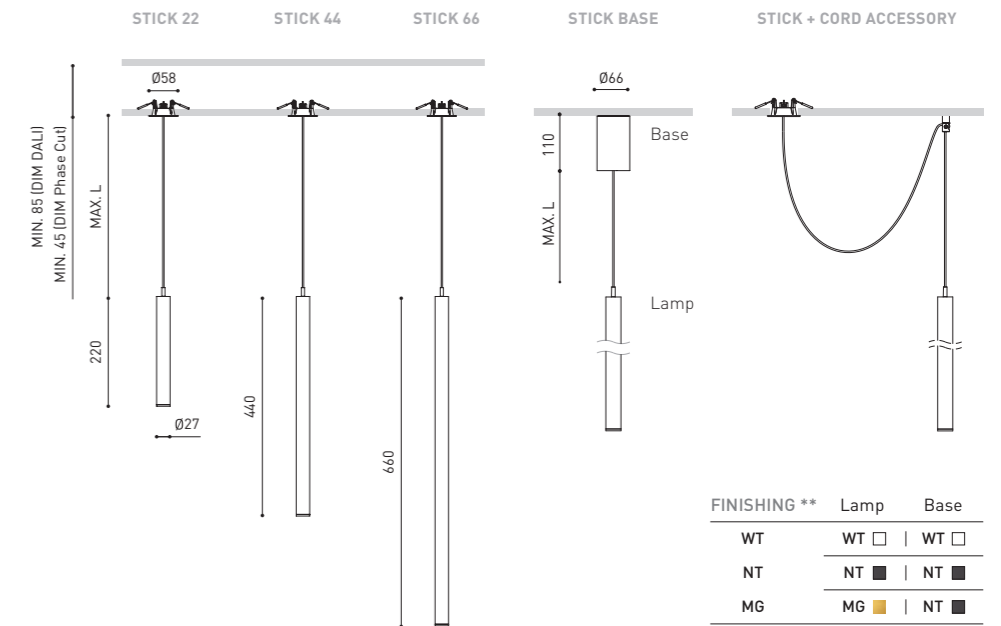
4	STICK 22	220 mm
5	STICK 44	440 mm
6	STICK 66	660 mm

⊙ CORD LENGTH-L

0	2 m
2	5 m

⊙ OPTIONS*

2	DIM DALI
5	DIM Phase Cut



BASE NOT USED WITH WIRE TRIMLESS INSTALLATION.

COLOUR | WT | NT | MG | W | N | MATERIAL | AL | ABS+PC |

RAL » 538

» PLEASE CONSULT

EXTENDED FAMILY



Yours Boutique Hotel, Valencia (Spain) | Lesiesca arquitectos | Photography: Alfonso Calza



P.409 | Holly 48V

P.455 | Holly Fancy Shape



Ambau Taller d'arquitectes | Photography: Germán Cabo



Bernardes Arquitetura | Photography: Leonardo Finotti



>> MORE INFO

		P	CCT	Beam	I	Flux	LOR
HOLLY	A281- Ⓞ -0-00- WT NT MC MG	2,1W	2700K	19°	700mA	190 lm	90%
	A281- Ⓞ -0-01- WT NT MC MG	2,1W	3000K	19°	700mA	210 lm	90%
	A281- Ⓞ -0-10- WT NT MC MG	2,1W	2700K	38°	700mA	190 lm	92%
	A281- Ⓞ -0-11- WT NT MC MG	2,1W	3000K	38°	700mA	210 lm	92%

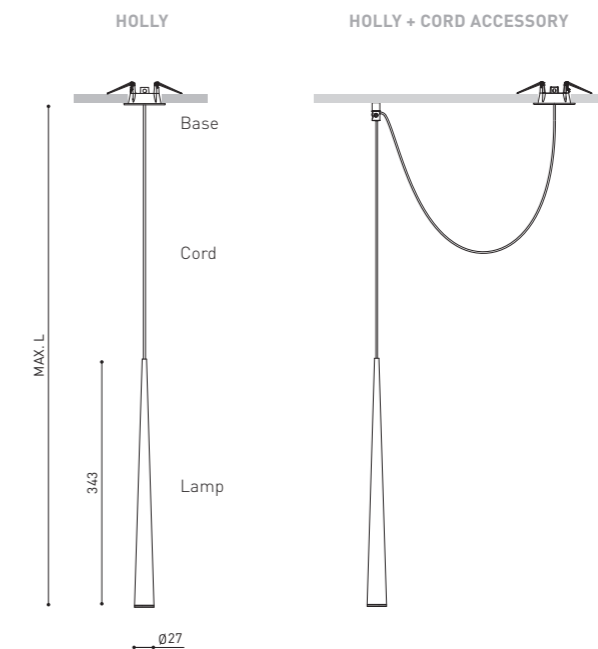
220 V~ | IP20 | CRI>90 | L80B10 >60.000h



Ⓞ	CORD LENGTH - L
0	2 m
1	3 m
2	5 m

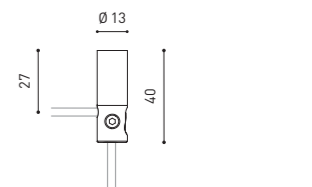
FINISHING **	Lamp	Base
WT	WT	WT
NT	NT	NT
MC	MC	NT
MG	MG	NT

BASE NOT USED WITH WIRE TRIMLESS INSTALLATION.

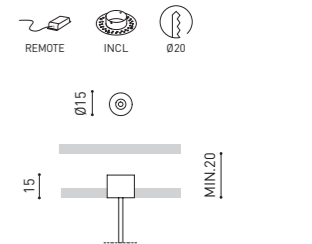


OPTIONAL ACCESSORIES


CORD Accessory
0223-00-00- | W | N |



WIRE TRIMLESS Accessory
Coaxial Trimless
A023-00-03- | W | N |



COAXIAL TRIMLESS



COLOUR | WT | NT | MC | MG | W | N | MATERIAL | AL | ABS | RAL » 538

* DIM OPTIONS PLEASE CONSULT | ** OTHER FINISHING COMBINATIONS PLEASE CONSULT

» PLEASE CONSULT

EXTENDED FAMILY



P.454 | Spin Fancy Shape



Ambau Taller d'arquitectes | Photography: Germán Cabo



P.411 | Spin 48V

Spin



Casa Cruz, Valencia (Spain) | Rubén Muedra - Estudio de Arquitectura | Photography: Adria Mora Maroto

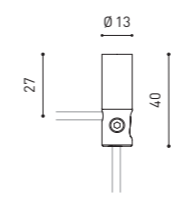


>> MORE INFO

OPTIONAL ACCESSORIES

CORD Accessory

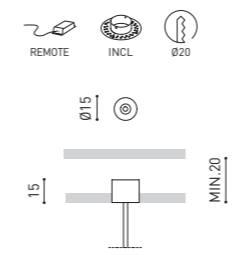
0223-00-00- | W | N |




WIRE TRIMLESS Accessory

Coaxial Trimless

A023-00-03- | W | N |



COAXIAL TRIMLESS



		P	CCT	Beam	I	Flux	LOR
SPIN	A222- (C) - (C) -00- WT NT MC MG	6,5W	2700K	24°	700mA	600 lm	86%
	A222- (C) - (C) -01- WT NT MC MG	6,5W	3000K	24°	700mA	630 lm	86%
	A222- (C) - (C) -02- WT NT MC MG	6,5W	4000K	24°	700mA	680 lm	86%
	A222- (C) - (C) -10- WT NT MC MG	6,5W	2700K	40°	700mA	630 lm	84%
	A222- (C) - (C) -11- WT NT MC MG	6,5W	3000K	40°	700mA	630 lm	84%
	A222- (C) - (C) -12- WT NT MC MG	6,5W	4000K	40°	700mA	680 lm	84%

220 V~ | 240 V~ | IP20 | CRI>90 | L80B10 >60.000h | MacAdam Step 2 | OPTIONS* | INCL | Ø50 | 24° / 40°

		P	CCT	Beam	I	Flux	LOR
SPIN Base	A221- (C) - (C) -00- WT NT MC MG	6,5W	2700K	24°	700mA	600 lm	86%
	A221- (C) - (C) -01- WT NT MC MG	6,5W	3000K	24°	700mA	630 lm	86%
	A221- (C) - (C) -02- WT NT MC MG	6,5W	4000K	24°	700mA	680 lm	86%
	A221- (C) - (C) -10- WT NT MC MG	6,5W	2700K	40°	700mA	630 lm	84%
	A221- (C) - (C) -11- WT NT MC MG	6,5W	3000K	40°	700mA	630 lm	84%
	A221- (C) - (C) -12- WT NT MC MG	6,5W	4000K	40°	700mA	680 lm	84%

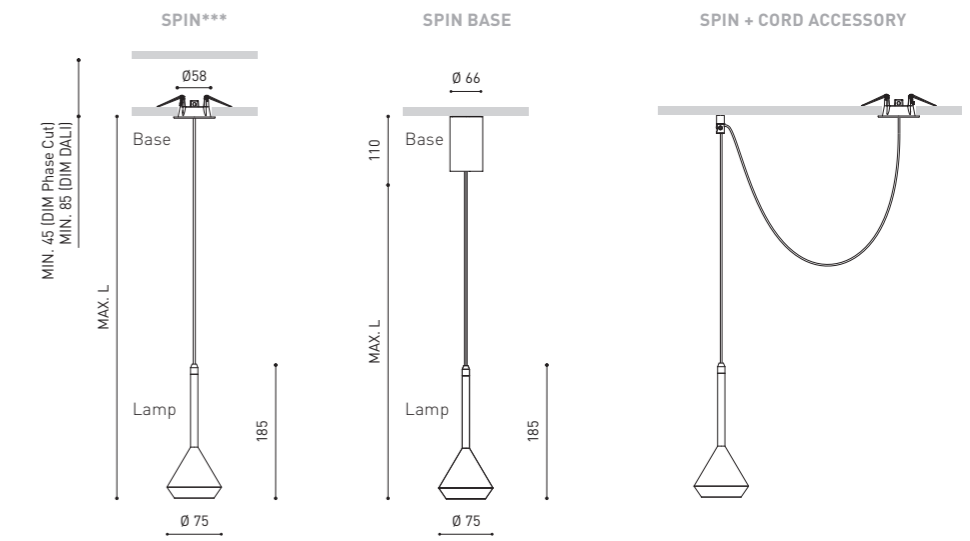
220 V~ | 240 V~ | IP20 | CRI>90 | L80B10 >60.000h | MacAdam Step 2 | OPTIONS* | INCL | 24° / 40°

(C)	CORD LENGTH - L
0	2 m
1	3 m
2	5 m

(C)	OPTIONS*
2	DIM Phase Cut
3	DIM DALI

FINISHING **	Lamp	Base
WT	WT □ WT □	WT □ WT □
NT	NT ■ NT ■	NT ■ NT ■
MC	MC ■ NT ■	MC ■ NT ■
MG	MG ■ NT ■	MG ■ NT ■

BASE NOT USED WITH WIRE TRIMLESS INSTALLATION.



COLOUR | WT □ | NT ■ | MC ■ | MG ■ | W □ | N ■ | MATERIAL | AL | PMMA | RAL ⓘ » 538

* DIM OPTIONS PLEASE CONSULT | ** OTHER FINISHING COMBINATIONS PLEASE CONSULT | *** SUGGESTED FOR WIRE TRIMLESS INSTALLATION | ⓘ » PLEASE CONSULT



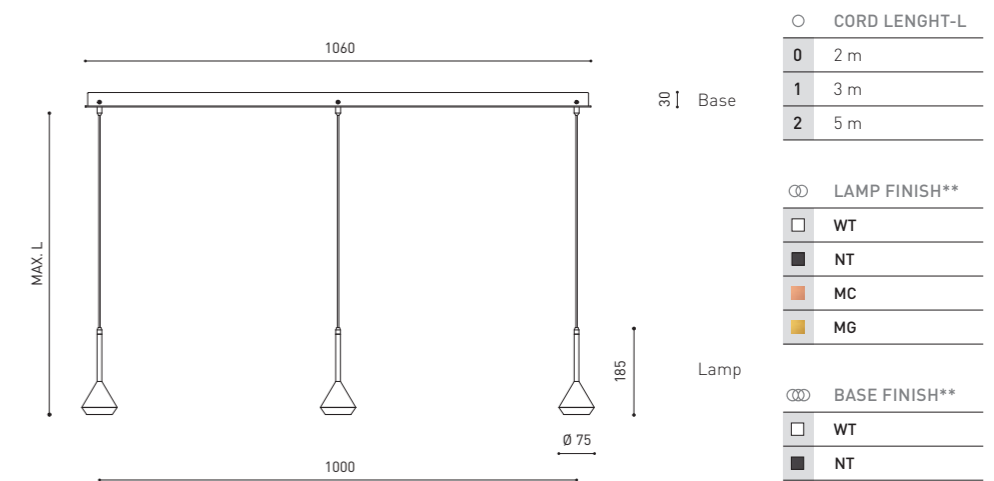
ArcoLight Showroom, Valencia (Spain) | Photography: Héctor Rubio - Images Positive



>> MORE INFO


		P	CCT	Beam	I	Flux	LOR
SPIN 3 Base	A391-0-0-00- ☉ ☉	3 X 6,5W	2700K	24°	700mA	3 X 600 lm	86%
	A391-0-0-01- ☉ ☉	3 X 6,5W	3000K	24°	700mA	3 X 630 lm	86%
	A391-0-0-02- ☉ ☉	3 X 6,5W	4000K	24°	700mA	3 X 680 lm	86%
	A391-0-0-10- ☉ ☉	3 X 6,5W	2700K	40°	700mA	3 X 600 lm	84%
	A391-0-0-11- ☉ ☉	3 X 6,5W	3000K	40°	700mA	3 X 630 lm	84%
	A391-0-0-12- ☉ ☉	3 X 6,5W	4000K	40°	700mA	3 X 680 lm	84%
	A391-0-0-00- ☉ ☉	3 X 6,5W	2700K	24°	700mA	3 X 600 lm	86%
	A391-0-0-01- ☉ ☉	3 X 6,5W	3000K	24°	700mA	3 X 630 lm	86%
	A391-0-0-02- ☉ ☉	3 X 6,5W	4000K	24°	700mA	3 X 680 lm	86%
	A391-0-0-10- ☉ ☉	3 X 6,5W	2700K	40°	700mA	3 X 600 lm	84%
	A391-0-0-11- ☉ ☉	3 X 6,5W	3000K	40°	700mA	3 X 630 lm	84%
	A391-0-0-12- ☉ ☉	3 X 6,5W	4000K	40°	700mA	3 X 680 lm	84%

220 V~ | IP20 | CRI>90 | L80B10 >60.000h



COLOUR | WT □ | NT ■ | MC ■ | MG ■ | MATERIAL | AL | PMMA | RAL ⓘ » 538

* OTHER DIM OPTIONS | ** OTHER FINISHING COMBINATIONS » PLEASE CONSULT



Scope

EXTENDED FAMILY
Scope Surface_P.215

Algues de l'Horta offices - Torrent Market, Torrent (Spain) | Burgos Ortí Arquitectos | Building: Vazquez Consuegra | Photography: Diego Opazo



>> MORE INFO




>> MORE INFO




>> MORE INFO

MAINS TRIMLESS



STEEL CABLE REGULATOR TRIMLESS



	P	CCT	I	Flux	LOR
SCOPE 35 A261-30-00- WW WG WR NN NG	7W	2700K	200mA	910 lm	89%
A261-30-01- WW WG WR NN NG	7W	3000K	200mA	940 lm	89%
A261-30-02- WW WG WR NN NG	7W	4000K	200mA	960 lm	89%

220 V~ | IP20 | CRI>90 | L80B10 >60.000h



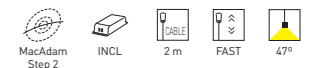
	P	CCT	I	Flux	LOR
SCOPE 27 A261-20-00- WW WG WR NN NG	7W	2700K	200mA	910 lm	89%
A261-20-01- WW WG WR NN NG	7W	3000K	200mA	940 lm	89%
A261-20-02- WW WG WR NN NG	7W	4000K	200mA	960 lm	89%

220 V~ | IP20 | CRI>90 | L80B10 >60.000h



	P	CCT	I	Flux	LOR
SCOPE 21 A261-10-00- WW WG WR NN NG	7W	2700K	200mA	910 lm	89%
A261-10-01- WW WG WR NN NG	7W	3000K	200mA	940 lm	89%
A261-10-02- WW WG WR NN NG	7W	4000K	200mA	960 lm	89%

220 V~ | IP20 | CRI>90 | L80B10 >60.000h



OPTIONAL ACCESSORIES

WIRE TRIMLESS Accessories

FEED

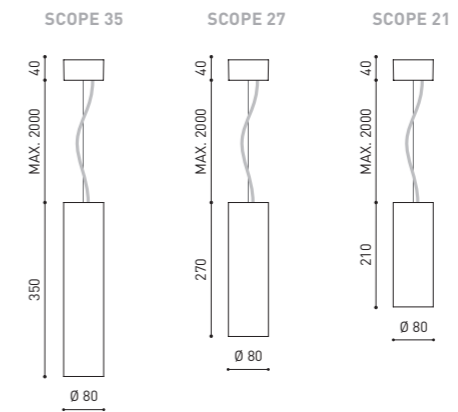
Mains Trimless A023-00-01- | W | N |



FASTENING

Steel Cable Regulator Trimless

A023-00-06- | W | N |



COLOUR | WW | WG | WR | NN | NG | W | N | MATERIAL | AL | PC | RAL » 538

OTHER COLOURS PLEASE CONSULT | COLOURS MAY AFFECT THE LIGHTING PARAMETERS



Vola


SUSPENSION

EXTENDED FAMILY
Vola_P.223




>> MORE INFO


MAINS TRIMLESS



MAINS THICK TRIMLESS



STEEL CABLE TRIMLESS



		P	CCT	I	Flux	LOR
VOLA Suspension	A442-00- 00 -0- WT NT	19W	2700K	500mA	3080 lm	80%
	A442-00- 00 -1- WT NT	19W	3000K	500mA	3160 lm	80%
	A442-00- 00 -2- WT NT	19W	4000K	500mA	3320 lm	80%

220 V~ | IP20 | CRI>90 | L80B10 >60.000h



00 *OPTIONS

1	No DIM
2	DIM DALI
3	DIM Push
5	DIM Phase Cut

OPTIONAL ACCESSORIES

WIRE TRIMLESS Accessories

FEED

Mains Trimless

A023-00-01- | W | N |



Mains Thick Trimless

A023-00-02- | W | N |

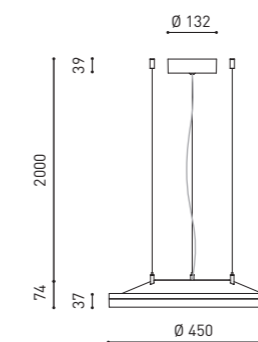


FASTENING

Steel Cable Trimless

A023-00-05- | W | N |

3 Pcs. needed



COLOUR | WT | NT | W | N |

MATERIAL | AL | PC |

RAL » 538

* OTHER DIM OPTIONS PLEASE CONSULT

» PLEASE CONSULT



Sports Center for Überlingen School Campus, Überlingen (Germany) | wulf architekten | Photography: Brigida González



Salt



Caves Carré Winery, Fontaine-lès-Dijon (FR) | Godart + Rousset Architectes | Photography: Jonas Jacquelin



>> MORE INFO



>> MORE INFO

		P	CCT	I	Flux	LOR
SALT 3	A220-03- 1 -0- WW WG WR NW NG NR	22W	2700K	700mA	2800 lm	79%
	A220-03- 1 -1- WW WG WR NW NG NR	22W	3000K	700mA	3025 lm	79%
	A220-03- 1 -2- WW WG WR NW NG NR	22W	4000K	700mA	3075 lm	79%
SALT 4	A220-04- ② -1- WW WG WR NW NG NR	27W	3000K	700mA	4100 lm	79%
	A220-04- ② -2- WW WG WR NW NG NR	27W	4000K	700mA	4175 lm	79%
SALT 5	A220-05- ③ -1- WW WG WR NW NG NR	35W	3000K	900mA	5125 lm	79%
	A220-05- ③ -2- WW WG WR NW NG NR	35W	4000K	900mA	5225 lm	79%
SALT 6	A220-06- ④ -1- WW WG WR NW NG NR	47,5W	3000K	1200mA	6550 lm	79%
	A220-06- ④ -2- WW WG WR NW NG NR	47,5W	4000K	1200mA	6650 lm	79%

220 V~ | IP20 | CRI>90 | L80B10 >60.000h



		P	CCT	I	Flux	LOR
SALT PC 3	A220-03- 1 -0- TW TN	22W	2700K	700mA	2800 lm	84%
	A220-03- 1 -1- TW TN	22W	3000K	700mA	3025 lm	84%
	A220-03- 1 -2- TW TN	22W	4000K	700mA	3075 lm	84%
SALT PC 4	A220-04- ② -1- TW TN	27W	3000K	700mA	4100 lm	84%
	A220-04- ② -2- TW TN	27W	4000K	700mA	4175 lm	84%
SALT PC 5	A220-05- ③ -1- TW TN	35W	3000K	900mA	5125 lm	84%
	A220-05- ③ -2- TW TN	35W	4000K	900mA	5225 lm	84%
SALT PC 6	A220-06- ④ -1- TW TN	47,5W	3000K	1200mA	6550 lm	84%
	A220-06- ④ -2- TW TN	47,5W	4000K	1200mA	6650 lm	84%

220 V~ | IP20 | CRI>90 | L80B10 >40.000h




② *OPTIONS


2	DIM Push
4	DIM DALI

PHASE CUT PLEASE CONSULT


MAINS TRIMLESS



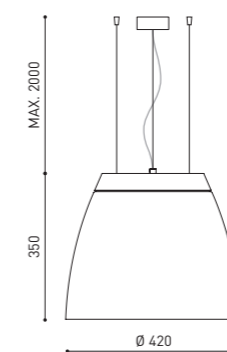
MAINS THICK TRIMLESS



STEEL CABLE TRIMLESS



SALT & SALT PC



OPTIONAL ACCESSORIES

WIRE TRIMLESS Accessories

FEED

Mains Trimless

A023-00-01- | W | N | NO DIM

Mains Thick Trimless

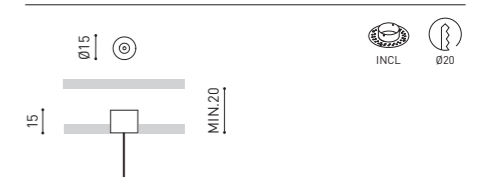
A023-00-02- | W | N | DIM



FASTENING

Steel Cable Trimless

A023-00-05- | W | N | 3 Pcs. needed



COLOUR | WW □ | WG □ | WR □ | NW □ | NG □ | NR □ | MATERIAL | AL | PMMA | RAL ⓘ » 538

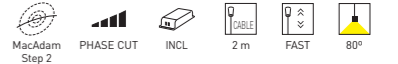
COLOUR | TW □ | TN □ | W □ | N □ | MATERIAL | AL | PC | PMMA | ⓘ » PLEASE CONSULT



>> MORE INFO

	P	CCT	I	Flux	LOR	
SALT Mini A280-00-10-	WW WG WR NW NG NR	10W	2700K	700mA	1300 lm	67%
A280-00-11-	WW WG WR NW NG NR	10W	3000K	700mA	1400 lm	67%
A280-00-12-	WW WG WR NW NG NR	10W	4000K	700mA	1425 lm	67%

220 V~ | IP20 | CRI>90 | L80B10 >60.000h



OPTIONAL ACCESSORIES

WIRE TRIMLESS Accessories


FEED

Mains Trimless A023-00-01- | W | N |

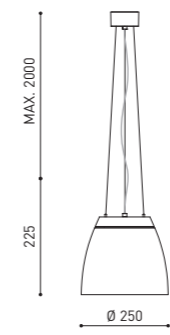


FASTENING


Steel Cable Trimless A023-00-05- | W | N |




SALT MINI



MAINS TRIMLESS



STEEL CABLE TRIMLESS



COLOUR | WW | WG | WR | NW | NG | NR | MATERIAL | AL | PMMA | RAL » 538

COLOUR | W | N | COLOURS MAY AFFECT THE LIGHTING PARAMETERS

» PLEASE CONSULT




Brigit




>> MORE INFO

MAINS THICK TRIMLESS

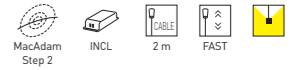


STEEL CABLE TRIMLESS



		P	CCT	I	Flux	LOR
BRIGIT	0900-60-01- W	27W	3000K	700mA	4100 lm	88%
	0900-60-02- W	27W	4000K	700mA	4175 lm	88%
	0900-60-01- O	27W	3000K	700mA	4100 lm	42%
	0900-60-02- O	27W	4000K	700mA	4175 lm	42%
	0900-60-01- R	27W	3000K	700mA	4100 lm	30%
	0900-60-02- R	27W	4000K	700mA	4175 lm	30%

220 V~ | IP20 | CRI>90 | L80B10 >60.000h



BRIGIT White



BRIGIT Orange



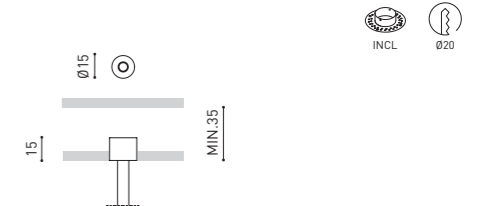
BRIGIT Red

OPTIONAL ACCESSORIES

WIRE TRIMLESS Accessories

FEED

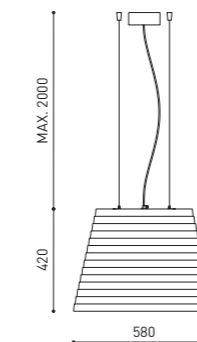
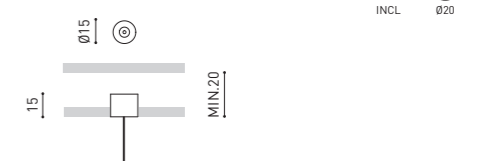
Mains Thick Trimless A023-00-02- | W | N |



FASTENING

Steel Cable Trimless A023-00-05- | W | N |

4 Pcs. needed



COLOUR | W | O | R | W | N | MATERIAL | PE | PC |

RAL » 538

» PLEASE CONSULT



Drum

SUSPENSION



EXTENDED FAMILY
Drum_P.231

Idai Nature Offices, Valencia (Spain) | Rubén Muedra - Estudio de Arquitectura | Photography: Héctor Rubio - Images Positive




>> MORE INFO




>> MORE INFO

MAINS THICK TRIMLESS

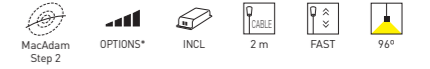


STEEL CABLE TRIMLESS



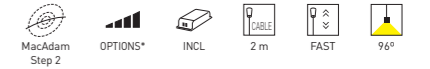
		P	CCT	I	Flux	LOR
DRUM 90	A358-20- Ⓞ -1- WT NT	119W	3000K	700mA	16100 lm	87%
Suspension	A358-20- Ⓞ -2- WT NT	119W	4000K	700mA	16350 lm	87%

220 V~ | IP20 | CRI>90 | L80B10 >40.000h



		P	CCT	I	Flux	LOR
DRUM 70	A358-10- Ⓞ -1- WT NT	59,5W	3000K	700mA	8050 lm	87%
Suspension	A358-10- Ⓞ -2- WT NT	59,5W	4000K	700mA	8175 lm	87%

220 V~ | IP20 | CRI>90 | L80B10 >40.000h



Ⓞ *OPTIONS

2	DIM DALI
3	DIM 1-10 V

OPTIONAL ACCESSORIES

WIRE TRIMLESS Accessories

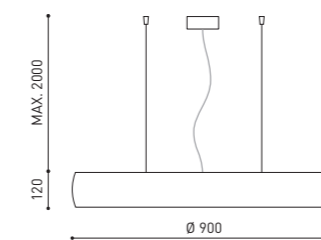

FEED

Mains Thick Trimless

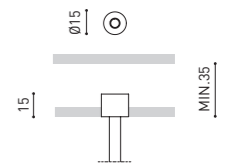
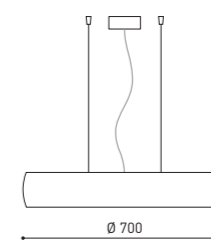

A023-00-02- | W | N |



DRUM 90 SUSPENSION



DRUM 70 SUSPENSION

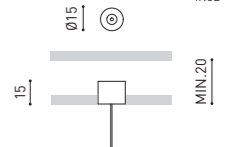


FASTENING

Steel Cable Trimless

A023-00-05- | W | N |

4 Pcs. needed



COLOUR | WT □ | NT ■ | W □ | N ■ |

MATERIAL | AL | PMMA |

RAL ⓘ » 538

Ⓞ » PLEASE CONSULT

Line

SUSPENSION



EXTENDED FAMILY

Line Micro 24V_P.368 · Line 48V_P.403

Photography: Norm Bureau



>> MORE INFO

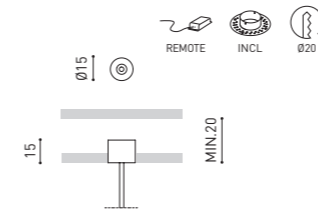
OPTIONAL ACCESSORIES

WIRE TRIMLESS Accessories

FEED

Coaxial Trimless

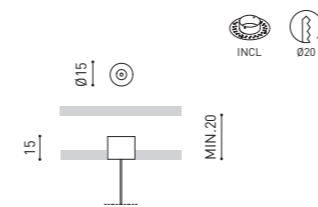
A023-00-03- | W | N |




FASTENING

Steel Cable Trimless


A023-00-05- | W | N |



COAXIAL TRIMLESS

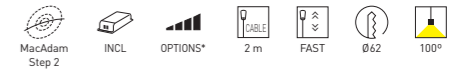


STEEL CABLE TRIMLESS



		P	CCT	I	Flux	LOR
LINE Suspension 1500	A436-10- Ⓞ -0- WT NT	31,5W	2700K	1050mA	4500 lm	61%
	A436-10- Ⓞ -1- WT NT	31,5W	3000K	1050mA	4800 lm	61%
	A436-10- Ⓞ -2- WT NT	31,5W	4000K	1050mA	4950 lm	61%
LINE Suspension 2000	A436-20- Ⓞ -0- WT NT	42W	2700K	1400mA	6000 lm	61%
	A436-20- Ⓞ -1- WT NT	42W	3000K	1400mA	6400 lm	61%
	A436-20- Ⓞ -2- WT NT	42W	4000K	1400mA	6600 lm	61%

220 V~ | IP20 | CRI>90 | L80B10 >60.000h



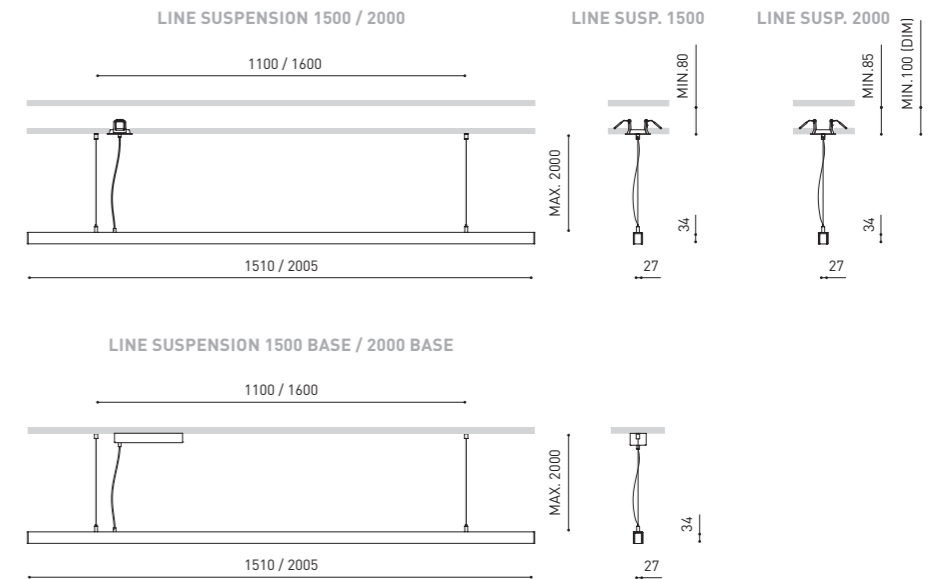
		P	CCT	I	Flux	LOR
LINE Suspension 1500 Base	A436-11- Ⓞ -0- WT NT	31,5W	2700K	1050mA	4500 lm	61%
	A436-11- Ⓞ -1- WT NT	31,5W	3000K	1050mA	4800 lm	61%
	A436-11- Ⓞ -2- WT NT	31,5W	4000K	1050mA	4950 lm	61%
LINE Suspension 2000 Base	A436-21- Ⓞ -0- WT NT	42W	2700K	1400mA	6000 lm	61%
	A436-21- Ⓞ -1- WT NT	42W	3000K	1400mA	6400 lm	61%
	A436-21- Ⓞ -2- WT NT	42W	4000K	1400mA	6600 lm	61%

220 V~ | IP20 | CRI>90 | L80B10 >60.000h



Ⓞ *OPTIONS

- 1 No DIM
- 2 DIM DALI
- 3 DIM Push



COLOUR | WT □ | NT ■ | W □ | N ■ |

MATERIAL | AL | PC |

RAL ⓘ » 538

Ⓞ » PLEASE CONSULT



RCP Arquitectes | Styling: Magda Martínez | Photo: Abby Eugeni Pells



>> MORE INFO

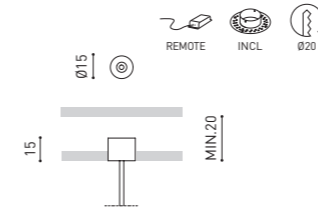
OPTIONAL ACCESSORIES

WIRE TRIMLESS Accessories

FEED

Coaxial Trimless

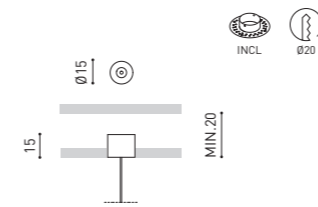
A023-00-03- | W | N |




FASTENING

Steel Cable Trimless


A023-00-05- | W | N |



COAXIAL TRIMLESS

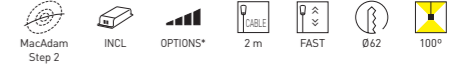


STEEL CABLE TRIMLESS



		P	CCT	I	Flux Up	Flux Down	LOR
LINE Suspension Direct & Indirect 1500	A437-10- ① -0- WT NT	35W	2700K	1200mA	2100 lm	3120 lm	61%
	A437-10- ① -1- WT NT	35W	3000K	1200mA	2140 lm	3210 lm	61%
	A437-10- ① -2- WT NT	35W	4000K	1200mA	2250 lm	3360 lm	61%
LINE Suspension Direct & Indirect 2000	A437-20- ① -0- WT NT	41W	2700K	1400mA	2030 lm	4060 lm	61%
	A437-20- ① -1- WT NT	41W	3000K	1400mA	2080 lm	4160 lm	61%
	A437-20- ① -2- WT NT	41W	4000K	1400mA	2180 lm	4370 lm	61%

220 V~ | IP20 | CRI>90 | L80B10 >60.000h



		P	CCT	I	Flux Up	Flux Down	LOR
LINE Suspension Direct & Indirect 1500 Base	A437-11- ① -0- WT NT	35W	2700K	1200mA	2100 lm	3120 lm	61%
	A437-11- ① -1- WT NT	35W	3000K	1200mA	2140 lm	3210 lm	61%
	A437-11- ① -2- WT NT	35W	4000K	1200mA	2250 lm	3360 lm	61%
LINE Suspension Direct & Indirect 2000 Base	A437-21- ① -0- WT NT	41W	2700K	1400mA	2030 lm	4060 lm	61%
	A437-21- ① -1- WT NT	41W	3000K	1400mA	2080 lm	4160 lm	61%
	A437-21- ① -2- WT NT	41W	4000K	1400mA	2180 lm	4370 lm	61%

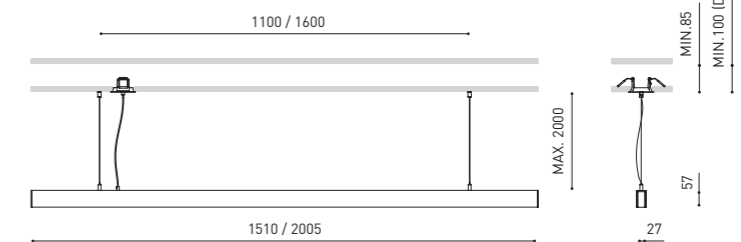
220 V~ | IP20 | CRI>90 | L80B10 >60.000h



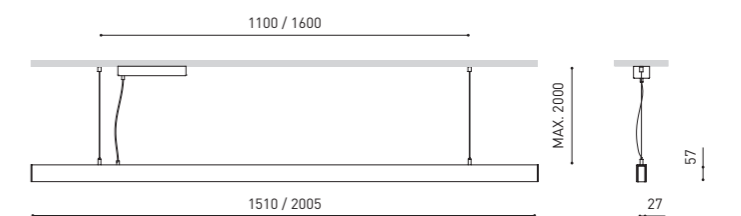
① *OPTIONS

- 1 No DIM
- 2 DIM DALI
- 3 DIM Push

LINE SUSPENSION D&I 1500 / 2000



LINE SUSPENSION D&I 1500 BASE / 2000 BASE



COLOUR | WT □ | NT ■ | W □ | N ■ |

MATERIAL | AL | PC |

» PLEASE CONSULT



>> MORE INFO

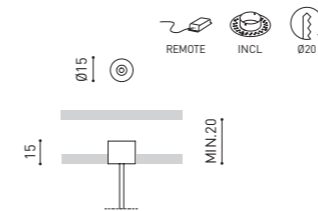
OPTIONAL ACCESSORIES

WIRE TRIMLESS Accessories

FEED

Coaxial Trimless

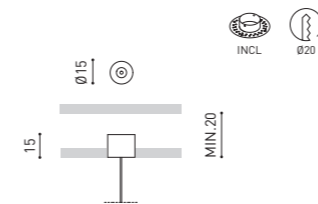
A023-00-03- | W | N |




FASTENING

Steel Cable Trimless


A023-00-05- | W | N |



COAXIAL TRIMLESS



STEEL CABLE TRIMLESS



		P	CCT	I	Flux	LOR
LINE Micro Suspension 1400	A438-10- ① -0- WT NT	13,5W	2700K	350mA	2160 lm	66%
	A438-10- ① -1- WT NT	13,5W	3000K	350mA	2200 lm	66%
LINE Micro Suspension 2000	A438-20- ① -0- WT NT	18W	2700K	700mA	2860 lm	66%
	A438-20- ① -1- WT NT	18W	3000K	700mA	3000 lm	66%

220 V~ | 240 V~ | IP20 | CRI>90 | L80B10 >60.000h

MacAdam Step 2 | INCL | OPTIONS* | 2 m | FAST | Ø50 | 105°

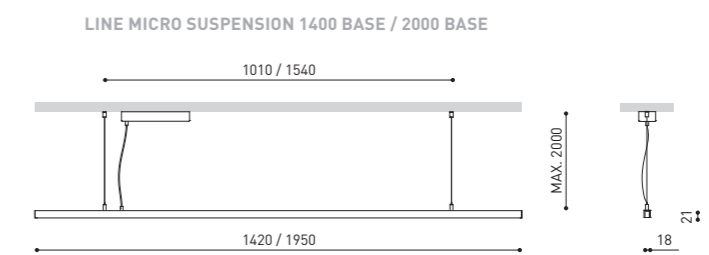
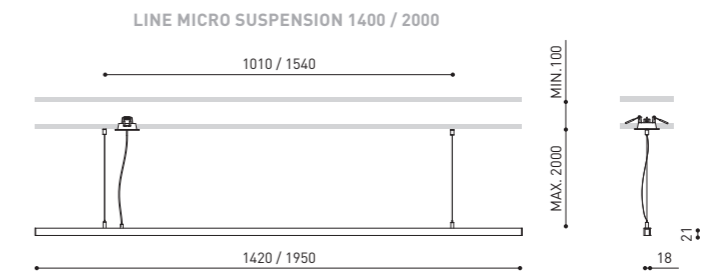
		P	CCT	I	Flux	LOR
LINE Micro Suspension 1400 Base	A438-11- ① -0- WT NT	13,5W	2700K	350mA	2160 lm	66%
	A438-11- ① -1- WT NT	13,5W	3000K	350mA	2200 lm	66%
LINE Micro Suspension 2000 Base	A438-21- ① -0- WT NT	18W	2700K	700mA	2860 lm	66%
	A438-21- ① -1- WT NT	18W	3000K	700mA	3000 lm	66%

220 V~ | 240 V~ | IP20 | CRI>90 | L80B10 >60.000h

MacAdam Step 2 | INCL | OPTIONS* | 2 m | FAST | 105°

① *OPTIONS

1	No DIM
2	DIM DALI
3	DIM Push



COLOUR | WT □ | NT ■ | W □ | N ■ | MATERIAL | AL | PC | RAL ⓘ » 538



Black Foster

SUSPENSION




STUDIO_PSD, Valencia (Spain) | Studio PSD | Photography: David Zarzoso

P.039 | Black Foster



P.462 | Black Foster Custom



P.202 | Black Foster Surface



P.035 | Black Foster Micro



Arkosight Stand, Euro luce 2019, Milano (Italy) | Francesc Rifé Studio | Photography Alfonso Calza




>> MORE INFO


○	BEAM	LOR
0	38°	92%
1	19°	90%

⊗	*OPTIONS
1	No DIM
2	DIM DALI
3	DIM Push
5	DIM On Board


MAINS TRIMLESS



MAINS THICK TRIMLESS

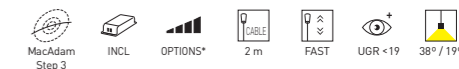


STEEL CABLE TRIMLESS



		P	CCT	I	Flux
BLACK FOSTER Suspension 1200	A321-1- ○ - ⊗ -0- WT NT WTMG NTMG	21W	2700K	700mA	1900 lm
	A321-1- ○ - ⊗ -1- WT NT WTMG NTMG	21W	3000K	700mA	2100 lm
	A321-1- ○ - ⊗ -2- WT NT WTMG NTMG	21W	4000K	700mA	2500 lm
BLACK FOSTER Suspension 1600	A321-2- ○ - ⊗ -0- WT NT WTMG NTMG	31,5W	2700K	700mA	2850 lm
	A321-2- ○ - ⊗ -1- WT NT WTMG NTMG	31,5W	3000K	700mA	3150 lm
	A321-2- ○ - ⊗ -2- WT NT WTMG NTMG	31,5W	4000K	700mA	3750 lm

220
240 V~ | IP20 | CRI>90 | L80B10
> 60.000h



OPTIONAL ACCESSORIES

WIRE TRIMLESS Accessories

FEED

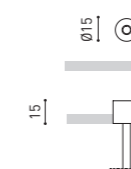
Mains Trimless

A023-00-01- | W | N |



Mains Thick Trimless

A023-00-02- | W | N |

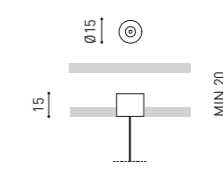


FASTENING

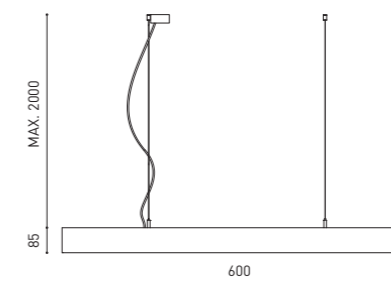
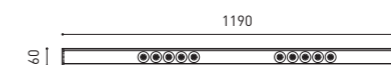
Steel Cable Trimless

A023-00-05- | W | N |

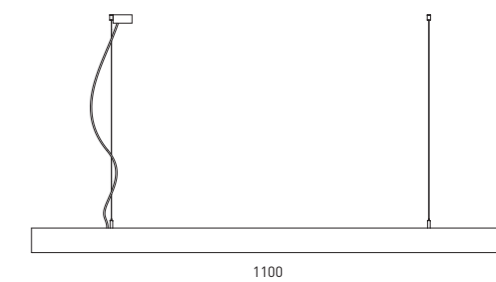
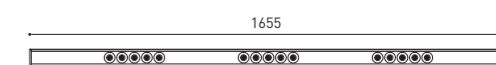
2 Pcs. needed



BLACK FOSTER SUSPENSION 1200



BLACK FOSTER SUSPENSION 1600



COLOUR | WT □ | NT ■ | WTMG □ | NTMG ■ | W □ | N ■ | MATERIAL | AL | ABS+PC | RAL ⓘ » 538

TO ACHIEVE A HOMOGENEOUS LIGHT DISTRIBUTION, A DISTANCE OF 80 CM BETWEEN THE LUMINAIRE AND THE WORK SURFACE IS RECOMMENDED.

ⓘ » PLEASE CONSULT




Slimgot



reddot design award
winner 2014



COAXIAL TRIMLESS



>> MORE INFO

		P	CCT	I	Flux	LOR
SLIMGOT 120	A203-1- -01- WT NT	14,8W	3000K	500mA	2360 lm	85%
	A203-1- -02- WT NT	14,8W	4000K	500mA	2400 lm	85%
SLIMGOT 150	A203-2- -01- WT NT	21W	3000K	700mA	3300 lm	85%
	A203-2- -02- WT NT	21W	4000K	700mA	3350 lm	85%

220 V~ | IP20 | CRI>90 | L80B10 >60.000h



*OPTIONS

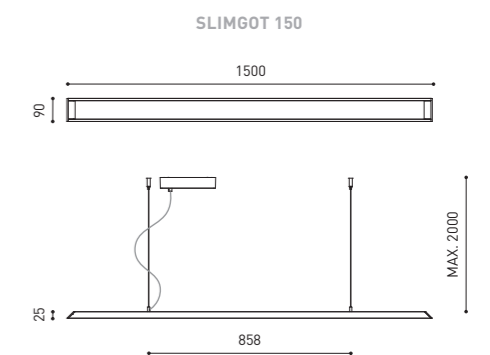
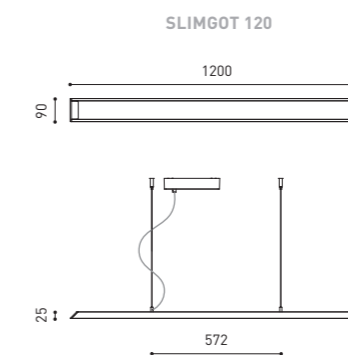
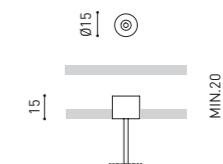
1	No DIM
2	DIM DALI / Push

OPTIONAL ACCESSORY

WIRE TRIMLESS Accessory

Coaxial Trimless A023-00-03- | W | N |

Feeding: Only 1 piece needed.
Fasteners not available



COLOUR | WT | NT | W | N |

MATERIAL | AL | PMMA |

RAL » 538

» PLEASE CONSULT

Fifty+

SUSPENSION



EXTENDED FAMILY

Fifty + Surface_P.233 · Fifty + Custom_P.493

Casa MAX 2, Valencia (Spain) | DG Arquitecto Valencia | Photography: Mariela Apollonio

>> MORE INFO



OPTIONAL ACCESSORIES

WIRE TRIMLESS Accessories

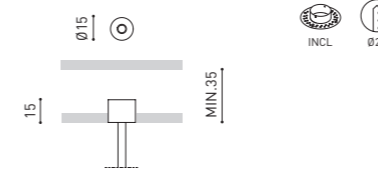
FEED

Mains Trimless

A023-00-01- | W | N |  NO DIM

Mains Thick Trimless

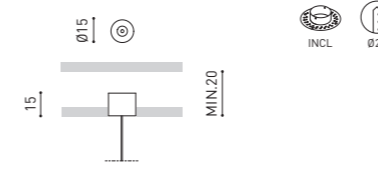
A023-00-02- | W | N |  DIM




FASTENING

Steel Cable Trimless**


A023-00-05- | W | N |  




MAINS TRIMLESS



















MAINS THICK TRIMLESS



















STEEL CABLE TRIMLESS



		P	CCT	I	Flux	LOR	L
FIFTY + Suspension 100	A446-01-  -1- WT NT	15,4W	3000K	700mA	2280 lm	70%	1010mm
	A446-01-  -2- WT NT	15,4W	4000K	700mA	2400 lm	70%	1010mm
FIFTY + Suspension 150	A446-02-  -1- WT NT	23,1W	3000K	700mA	3420 lm	70%	1510mm
	A446-02-  -2- WT NT	23,1W	4000K	700mA	3600 lm	70%	1510mm
FIFTY + Suspension 200	A446-03-  -1- WT NT	30,8W	3000K	700mA	4560 lm	70%	2010mm
	A446-03-  -2- WT NT	30,8W	4000K	700mA	4800 lm	70%	2010mm
FIFTY + Suspension 300	A446-04-  -1- WT NT	46,2W	3000K	700mA	6840 lm	70%	3010mm
	A446-04-  -2- WT NT	46,2W	4000K	700mA	7200 lm	70%	3010mm
FIFTY + HO Suspension 100	A446-11-  -1- WT NT	23,6W	3000K	1050mA	3260 lm	70%	1010mm
	A446-11-  -2- WT NT	23,6W	4000K	1050mA	3440 lm	70%	1010mm
FIFTY + HO Suspension 150	A446-12-  -1- WT NT	35,4W	3000K	1050mA	4890 lm	70%	1510mm
	A446-12-  -2- WT NT	35,4W	4000K	1050mA	5160 lm	70%	1510mm
FIFTY + HO Suspension 200	A446-13-  -1- WT NT	47,2W	3000K	1050mA	6520 lm	70%	2010mm
	A446-13-  -2- WT NT	47,2W	4000K	1050mA	6880 lm	70%	2010mm
FIFTY + HO Suspension 300	A446-14-  -1- WT NT	70,8W	3000K	1050mA	9780 lm	70%	3010mm
	A446-14-  -2- WT NT	70,8W	4000K	1050mA	10320 lm	70%	3010mm

220 V~ |  IP20 | CRI>90 | L80B10 >60.000h

 MacAdam Step 2 |  OPTIONS* |  CABLE 2 m |  FAST |  INCL I UGR |  INCL |  UGR *19 |  62°

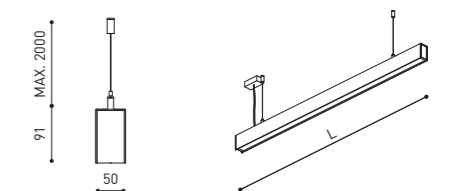
		P	CCT	I	Flux	LOR	L
FIFTY + UGR Suspension 100	A446-21-  -1- WT NT	15,4W	3000K	700mA	2280 lm	47%	1010mm
	A446-21-  -2- WT NT	15,4W	4000K	700mA	2400 lm	47%	1010mm
FIFTY + UGR Suspension 150	A446-22-  -1- WT NT	23,1W	3000K	700mA	3420 lm	47%	1510mm
	A446-22-  -2- WT NT	23,1W	4000K	700mA	3600 lm	47%	1510mm
FIFTY + UGR Suspension 200	A446-23-  -1- WT NT	30,8W	3000K	700mA	4560 lm	47%	2010mm
	A446-23-  -2- WT NT	30,8W	4000K	700mA	4800 lm	47%	2010mm
FIFTY + UGR Suspension 300	A446-24-  -1- WT NT	46,2W	3000K	700mA	6840 lm	47%	3010mm
	A446-24-  -2- WT NT	46,2W	4000K	700mA	7200 lm	47%	3010mm
FIFTY + UGR HO Suspension 100	A446-31-  -1- WT NT	23,6W	3000K	1050mA	3260 lm	47%	1010mm
	A446-31-  -2- WT NT	23,6W	4000K	1050mA	3440 lm	47%	1010mm
FIFTY + UGR HO Suspension 150	A446-32-  -1- WT NT	35,4W	3000K	1050mA	4890 lm	47%	1510mm
	A446-32-  -2- WT NT	35,4W	4000K	1050mA	5160 lm	47%	1510mm
FIFTY + UGR HO Suspension 200	A446-33-  -1- WT NT	47,2W	3000K	1050mA	6520 lm	47%	2010mm
	A446-33-  -2- WT NT	47,2W	4000K	1050mA	6880 lm	47%	2010mm
FIFTY + UGR HO Suspension 300	A446-34-  -1- WT NT	70,8W	3000K	1050mA	9780 lm	47%	3010mm
	A446-34-  -2- WT NT	70,8W	4000K	1050mA	10320 lm	47%	3010mm

220 V~ |  IP20 | CRI>90 | L80B10 >60.000h

 MacAdam Step 2 |  OPTIONS* |  CABLE 2 m |  FAST |  INCL I UGR |  INCL |  UGR *19 |  62°

 *OPTIONS

1	No DIM
2	DIM DALI
3	DIM Push



COLOUR | WT  | NT  | W  | N 

MATERIAL |  AL |  PC |

RAL  » 538

** AS MANY PIECES AS NEEDED ACCORDING TO YOUR PRODUCT

 » PLEASE CONSULT

**Up/Yoru/Rec/Lip/
Flap/Aurae/Dream/
Rhino/Wally/Alfa/Dark/
Step/Wall, Floor
& Portable**

Up



reddot winner 2021
lighting design



archiproducts
DESIGN AWARDS



2021 WINNER
EUROPEAN
PRODUCT
DESIGN
AWARD

Vicarbe Showroom, Valencia (Spain) | Photography: Mayre Píera



>> MORE INFO

		P	CCT	I	Flux	LOR
UP	A402-00-00- WT NT	31W	2700K	930mA	3850 lm	76%
	A402-00-01- WT NT	31W	3000K	930mA	4000 lm	76%

220
240 V~ |  IP20 | CRI>90 | L80B10
>60.000 h



MacAdam
Step 2



DIM
On Board



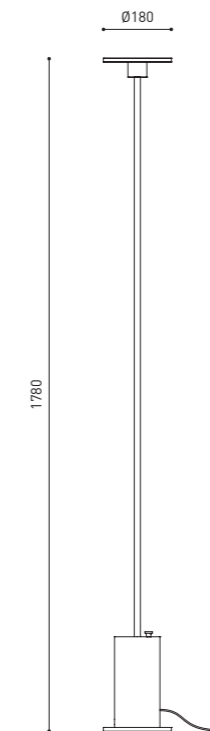
PLUG | CONNEX



INCL



94°



COLOUR | WT | NT |

MATERIAL |  AL | FE |

RAL  >> 538





FS - Private residence, Valencia (Spain) | Fran Silvestre Arquitectos | Héctor Rubio - Images Positive



Yoru



Yours Boutique Hotel, Valencia (Spain) | Esiesesa arquitectos | Photography: Héctor Rubio - Images Positive



reddot winner 2022
best of the best

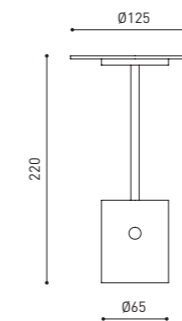


>> MORE INFO

	P	CCT	Flux	LOR	
YORU	A456-00-00- WT NT	2,6W	2700K	400 lm	84%
<p> IP20 CRI>90 L90B10 >40.000h </p> <p> MacAdam Step 2 DIM LI-ION Battery USB-C Connect INCL 5V 1.5A EXCL 100° </p>					

ACCESSORY

Universal USB Charger	0434-01-65
-----------------------	------------



COLOUR | WT | NT |

MATERIAL | AL | PC |

RAL » 538



Yours Boutique Hotel, Valencia (Spain) | Jeseisa arquitectos | Photography: Héctor Rubio - Images Positive





>> MORE INFO



>> MORE INFO

		P	CCT	I	Flux	LOR
REC	A256-00- Ⓞ -0- WT NT PR	39,5W	2700K	400mA	5200 lm	85%
	A256-00- Ⓞ -1- WT NT PR	39,5W	3000K	400mA	5625 lm	85%
	A256-00- Ⓞ -2- WT NT PR	39,5W	4000K	400mA	5725 lm	85%

220
240 V~ | IP20 | CRI>90 | L80B10 >60.000h



Ⓞ *OPTIONS

1	No DIM
2	DIM DALI Push

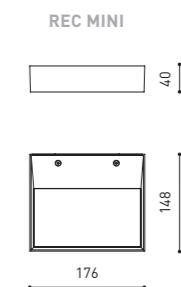
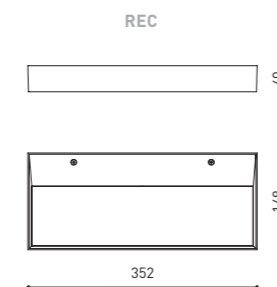
		P	CCT	I	Flux	LOR
REC Mini	A308-00- Ⓞ -0- WT NT PR	20W	2700K	700mA	2450 lm	75%
	A308-00- Ⓞ -1- WT NT PR	20W	3000K	700mA	2650 lm	75%
	A308-00- Ⓞ -2- WT NT PR	20W	4000K	700mA	2700 lm	75%

220
240 V~ | IP20 | CRI>90 | L80B10 >60.000h



Ⓞ *OPTIONS

1	No DIM
2	DIM DALI
3	DIM Push



Rec

COLOUR | WT | NT | PR

MATERIAL | AL | PMMA |

RAL » 538

PR: PRIMER COATING FINISHING

» PLEASE CONSULT



>> MORE INFO

		P	CCT	I	Flux	LOR
REC Double	A309-00- ① -0- WT NT PR	29,5W	2700K	900mA	4150 lm	76%
	A309-00- ① -1- WT NT PR	29,5W	3000K	900mA	4500 lm	76%
	A309-00- ① -2- WT NT PR	29,5W	4000K	900mA	4560 lm	76%
REC Double Engine	A309-01- ① -0- WT NT PR	2 x 14,7W	2700K	2 x 450mA	2 x 2075 lm	76%
	A309-01- ① -1- WT NT PR	2 x 14,7W	3000K	2 x 450mA	2 x 2250 lm	76%
	A309-01- ① -2- WT NT PR	2 x 14,7W	4000K	2 x 450mA	2 x 2280 lm	76%

220
240 V~ | IP20 | CRI>90 | L80B10 >60.000h



① *OPTIONS

1	No DIM
2	DIM DALI Push



>> MORE INFO

		P	CCT	I	Flux	LOR
REC Double Mini	A310-00- ① -0- WT NT PR	16,5W	2700K	500mA	2300 lm	72%
	A310-00- ① -1- WT NT PR	16,5W	3000K	500mA	2500 lm	72%
	A310-00- ① -2- WT NT PR	16,5W	4000K	500mA	2530 lm	72%

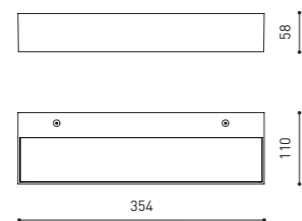
220
240 V~ | IP20 | CRI>90 | L80B10 >60.000h



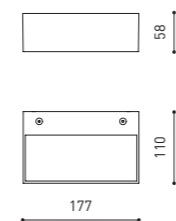
① *OPTIONS

1	No DIM
2	DIM DALI Push

REC DOUBLE



REC DOUBLE MINI



COLOUR | WT | NT | PR

MATERIAL | AL | PMMA |

RAL » 538

PR: PRIMER COATING FINISHING

» PLEASE CONSULT



REC PINT RINT

Gracias a la versión "Print", su superficie neutra y adherente se puede pintar con la misma pintura que la pared de soporte, para que la emisión de luz sea la única protagonista.

Thanks to the "Print" neutral and adhesive version, the surface can be painted with the same wall paint as the wall bracket, leaving the light emission as the only protagonist.

Grâce à la version «Print», neutre et adhérente, la surface peut être peinte avec la même peinture latex que celle de son support mural, laissant pour seule protagoniste l'émission de lumière.

Grazie alla versione "Print", neutra e aderente, è possibile dipingere la superficie con la stessa pittura da parete utilizzata per il supporto, per fare del punto di emissione della luce l'unico protagonista.

Dank der neutralen und haftenden "Print"-Version kann die Oberfläche mit der gleichen Wandfarbe wie die tragende Wand gestrichen werden, so dass die Lichtemission der einzige Protagonist ist.





Lip

KWR, Hyde Park (Australia) | Mosmo Living | LED Outdoor | Photography: Christopher Morrison



>> MORE INFO

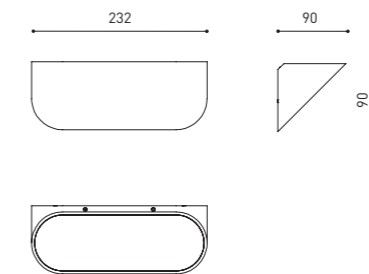
		P	CCT	I	Flux	LOR
LIP	A288-00- 0 -0- WT NT	24W	2700K	700mA	2970 lm	86%
	A288-00- 0 -1- WT NT	24W	3000K	700mA	3210 lm	86%
	A288-00- 0 -2- WT NT	24W	4000K	700mA	3270 lm	86%

220 V~ | IP20 | CRI>90 | L80B10 >60.000h



*OPTIONS

0	No DIM
1	DIM DALI Push



COLOUR | WT | NT

MATERIAL | AL | PMMA |

RAL » 538

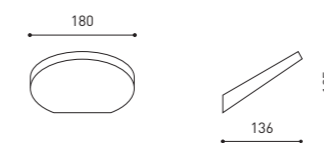
Flap





>> MORE INFO

			P	CCT	Flux	LOR
FLAP	A240-00-10-	WT NT	20W	2700K	1875 lm	73%
	A240-00-11-	WT NT	20W	3000K	2050 lm	73%

220
240 V~ |  IP20 | CRI>90 | L80B50
>36.000h



COLOUR | WT  | NT  |

MATERIAL |  AL |  PMMA |

RAL  » 538



Aurae

Innovex GmbH, Hamburg (Germany) | Christin Kaldns | Photography: Sebastian Engels Fotografie



>> MORE INFO

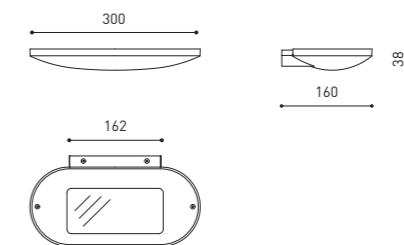
				P	CCT	I	Flux	LOR
AURAE 1	A439-01-00-	WT	NT	13W	2700K	400mA	1850 lm	77%
	A439-01-01-	WT	NT	13W	3000K	400mA	1900 lm	77%
AURAE 2	A439-02-00-	WT	NT	23,5W	2700K	700mA	3040 lm	77%
	A439-02-01-	WT	NT	23,5W	3000K	700mA	3120 lm	77%

220 V~ | IP20 | CRI>90 | L80B10 >60.000h

MacAdam Step 2

INCL

100°



COLOUR | WT | NT |

MATERIAL | AL | PMMA |

RAL » 538

Dream



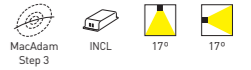
>> MORE INFO



>> MORE INFO

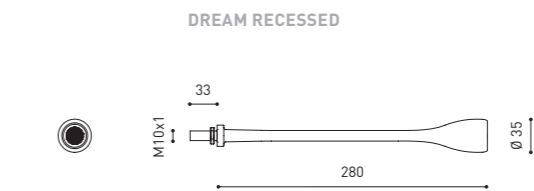

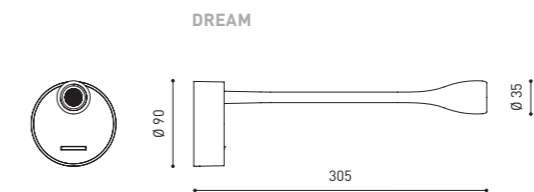
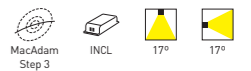
		P	CCT	I	Flux	LOR
DREAM	A279-00-00- W R N	2,1W	2700K	700mA	195 lm	94%
	A279-00-01- W R N	2,1W	3000K	700mA	215 lm	94%

220 V~ | IP20 | CRI>90 | L80B10 >60.000h



		P	CCT	I	Flux	LOR
DREAM Recessed	A279-00-10- W R N	2,1W	2700K	700mA	195 lm	94%
	A279-00-11- W R N	2,1W	3000K	700mA	215 lm	94%

220 V~ | IP20 | CRI>90 | L80B10 >60.000h



COLOUR | W | R | N |

MATERIAL | AL | SILICONE |

RAL » 538

Rhino



>> MORE INFO

		P	CCT	I	Flux	LOR
RHINO	A351-00-10- WT NT	2W	2700K	700mA	190 lm	90%
	A351-00-11- WT NT	2W	3000K	700mA	205 lm	90%

220 V~ | 240 V~ | IP20 | CRI>90 | L80B10 >60.000h



		CCT	LOR
RHINO w/o Driver	A351-00-00- WT NT	2700K	90%
	A351-00-01- WT NT	3000K	90%

IP20 | CRI>90 | L80B10 >60.000h



*DRIVER OPTIONS

	P	I	CCT	Flux	
NO DIM	0434-00-39 1 to 12 Rhino	1W	350mA	2700K	105 lm
				3000K	115 lm
	0434-00-40 1 to 12 Rhino	2W	700mA	2700K	190 lm
				3000K	205 lm
	0434-00-41 1 to 11 Rhino	3W	1050mA	2700K	255 lm
				3000K	280 lm
	0434-01-23 1 to 20 Rhino	1W	350mA	2700K	105 lm
				3000K	115 lm
	0434-01-25 1 to 20 Rhino	2W	700mA	2700K	190 lm
				3000K	205 lm
DALI PUSH	0434-01-26 1 to 16 Rhino	3W	1050mA	2700K	255 lm
				3000K	280 lm

220 V~ | 240 V~ | DRIVER MUST BE PLACED ON REMOTE

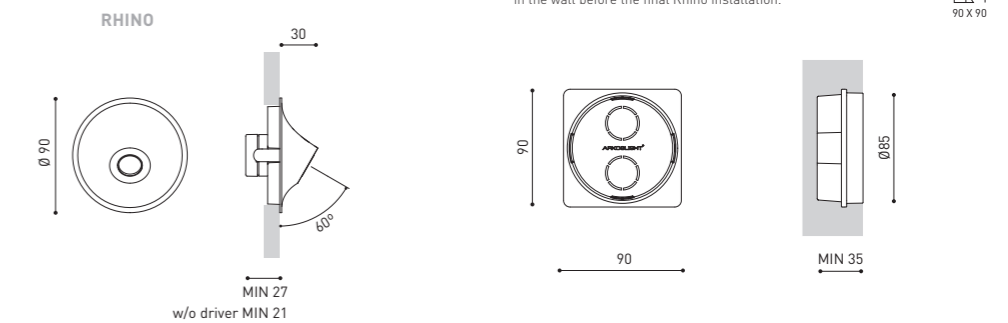
OPTIONAL ACCESSORY

RHINO Concrete Box Accessory

A351-90-00

Only needed when installed in concrete walls.

Boxes can be ordered in advance, in order to place the housings in the wall before the final Rhino installation.



COLOUR | WT □ | NT ■ |

MATERIAL | AL | PC |

RAL ⓘ » 538

» PLEASE CONSULT



Wally



>> MORE INFO

		P	CCT	I	Flux	LOR
WALLY	A353-00-10- W N	2,1W	2700K	250mA	260 lm	23%
	A353-00-11- W N	2,1W	3000K	250mA	270 lm	23%
	A353-00-12- W N	2,1W	4000K	250mA	290 lm	23%

220 V~ | 240 | IP20 | CRI>90 | L80B10 >60.000h



		CCT	LOR
WALLY w/o Driver	A353-00-00- W N	2700K	23%
	A353-00-01- W N	3000K	23%
	A353-00-02- W N	4000K	23%

IP20 | CRI>90 | L80B10 >60.000h



*DRIVER OPTIONS	P	I	CCT	Flux
0434-01-30 1 to 3 Wally	2,1W	250mA	2700K	260 lm
			3000K	270 lm
			4000K	290 lm
0486-04-35 1 Wally	3W	350mA	2700K	350 lm
			3000K	360 lm
			4000K	390 lm
0434-00-39** 1 to 4 Wally	3W	350mA	2700K	350 lm
			3000K	360 lm
			4000K	390 lm
0434-01-29** 1 to 3 Wally	2,1W	250mA	2700K	260 lm
			3000K	270 lm
			4000K	290 lm
0434-00-79** 1 to 4 Wally	3W	350mA	2700K	350 lm
			3000K	360 lm
			4000K	390 lm

220 V~ | 240 | **DRIVER MUST BE PLACED ON REMOTE

OPTIONAL ACCESSORY

WALLY Concrete Box Accessory

A353-90-00

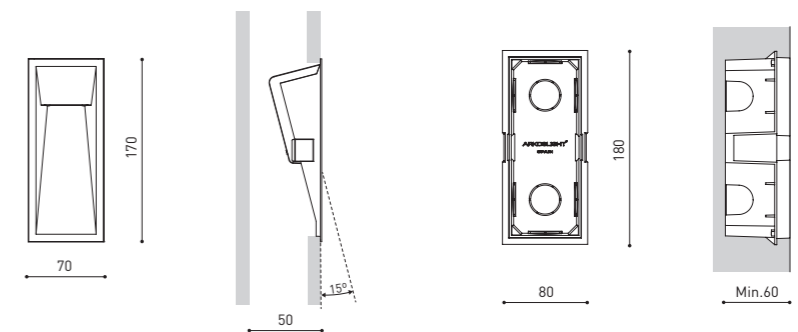
Only needed when installed in concrete walls.

Boxes can be ordered in advance, in order to place the housings in the wall before the final Wally installation.



185 X 85

WALLY



COLOUR | W □ | N ■ |

MATERIAL | AL | PC |

RAL ⓘ » 538

COLOURS MAY AFFECT THE LIGHTING PARAMETERS

☎️ » PLEASE CONSULT

Alfa



>> MORE INFO

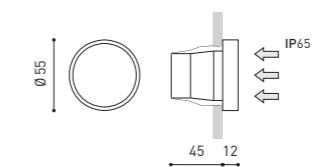
		CCT	LOR
LED WALL LIGHT Alfa	A030-01-01- P	3000 K	17%
	A030-01-02- P	4000 K	17%

IP65 | CRI>90 | L80B10 >60.000h



*DRIVER OPTIONS	P	I	CCT	Flux
0486-04-35 1 Alfa	3W	350mA	3000K	360 Lm
			4000K	390 Lm
NO DIM 0434-00-39** 1 to 4 Alfa	3W	350mA	3000K	360 Lm
			4000K	390 Lm
DALI 0434-00-79** 1 to 4 Alfa	3W	350mA	3000K	360 Lm
			4000K	390 Lm

220-240 V~ | **DRIVER MUST BE PLACED ON REMOTE



COLOUR | P ■ |

MATERIAL | AL | PMMA |

RAL ⓘ » 538

» PLEASE CONSULT

Acuario Pesquera de Arad, Las Palmas de Gran Canaria (Spain) | Proyecto Luz | OPS Architects | Naven Ingenieros | Montajes Eléctricos Nebigo | Photography: Ramón Otero | Alfa Special Project

Dark



>> MORE INFO

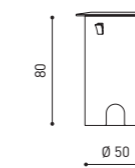
		CCT	Beam	LOR
DARK	A274-00-10- NX N	2700K	19°	80%
	A274-00-11- NX N	3000K	19°	80%
	A274-00-12- NX N	4000K	19°	80%
	A274-00-20- NX N	2700K	40°	83%
OUTDOOR	A274-00-21- NX N	3000K	40°	83%
	A274-00-22- NX N	4000K	40°	83%

IP65 | IK08 | CRI>90 | L80B10 >60.000h



*DRIVER OPTIONS	P	I	CCT	Flux
0434-00-39 1 to 12 Darks	1W	350mA	2700K	100 lm
			3000K	120 lm
			4000K	130 lm
0434-00-40 1 to 12 Darks	2,1W	700mA	2700K	180 lm
			3000K	200 lm
			4000K	240 lm
0434-00-41 1 to 11 Darks	3,2W	1050mA	2700K	250 lm
			3000K	280 lm
			4000K	325 lm

220 V~ | DRIVER MUST BE PLACED ON REMOTE NO DIM | IP20



COLOUR | NX ■ | N ■ | MATERIAL | INOX AISI 304 | AL | GL-TRANS |

RAL ⓘ » 538

HIGHER IP & DIM DRIVERS PLEASE CONSULT

» PLEASE CONSULT



>> MORE INFO



>> MORE INFO

			CCT	LOR
DARK M OUTDOOR	A301-00-10-	NX N	2700K	75%
	A301-00-11-	NX N	3000K	75%
	A301-00-12-	NX N	4000K	75%

III IP65 | IK08 | CRI>90 | L80B10 >40.000h



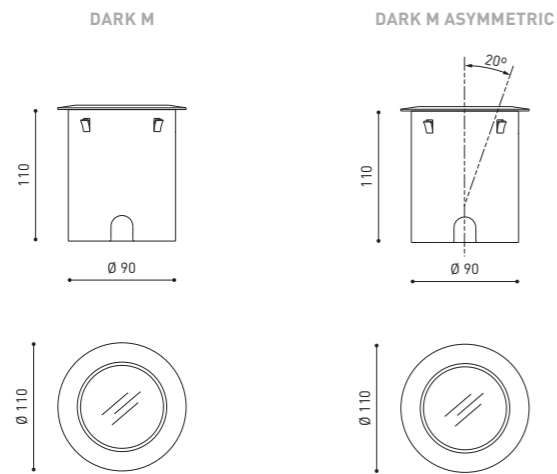
			CCT	LOR
DARK M Asymmetric OUTDOOR	A440-00-10-	NX N	2700K	75%
	A440-00-11-	NX N	3000K	75%
	A440-00-12-	NX N	4000K	75%

III IP65 | IK08 | CRI>90 | L80B10 >40.000h



*DRIVER OPTIONS	P	I	CCT	Flux
0434-00-36 1 Dark	4,6W	140mA	2700K	640 lm
			3000K	665 lm
			4000K	675 lm
0434-00-37 1 Dark	6,7W	200mA	2700K	865 lm
			3000K	900 lm
			4000K	915 lm
0434-00-38 1 Dark	10,5W	300mA	2700K	1220 lm
			3000K	1265 lm
			4000K	1290 lm


220 V~ | DRIVER MUST BE PLACED ON REMOTE | PHASE CUT PLEASE CONSULT NO DIM | IP20




COLOUR | NX ■ | N ■ | MATERIAL | INOX AISI 304 | AL | GL-TRANS | RAL ⓘ » 538

HIGHER IP & DIM DRIVERS PLEASE CONSULT

ⓘ » PLEASE CONSULT



Step



>> MORE INFO



>> MORE INFO



>> MORE INFO

STEP	Code	Options	CCT	LOR
OUTDOOR	A275-00-00-	NX W N	2700K	15%
	A275-00-01-	NX W N	3000K	15%
	A275-00-02-	NX W N	4000K	15%
	A275-00-03-	NX W N	blue	1%

IP65 |
 IK08 |
 CRI>90 |
 L80B10 > 60.000h

MacAdam Step 3 |
 5000 N |
 40° C |
 EXCL* |
 Ø41 |
 96°

STEP S	Code	Options	CCT	LOR
OUTDOOR	A392-00-00-	NX W N	2700K	10%
	A392-00-01-	NX W N	3000K	10%
	A392-00-02-	NX W N	4000K	10%

IP65 |
 IK06 |
 CRI>90 |
 L80B10 > 60.000h

MacAdam Step 3 |
 5000 N |
 40° C |
 EXCL* |
 Ø32 |
 112°

STEP XS	Code	Options	CCT	LOR
OUTDOOR	A393-00-00-	NX W N	2700K	7%
	A393-00-01-	NX W N	3000K	7%
	A393-00-02-	NX W N	4000K	7%

IP65 |
 IK10 |
 CRI>90 |
 L80B10 > 60.000h

MacAdam Step 3 |
 5000 N |
 50° C |
 EXCL* |
 Ø22 |
 110°

*DRIVER OPTIONS	P	I	CCT	Flux	
0434-00-39	1 to 12 Steps	1W	350mA	2700K	100 lm
				3000K	120 lm
				4000K	130 lm
				blue	130 lm
1 to 12 Steps S	1W	350mA	2700K	100 lm	
			3000K	120 lm	
			4000K	130 lm	
1 to 12 Steps XS	1W	350mA	2700K	100 lm	
			3000K	120 lm	
			4000K	130 lm	

220 V~ | DRIVER MUST BE PLACED ON REMOTE NO DIM | IP20*



COLOUR | NX ■ | W □ | N ■ | MATERIAL | INOX AISI 304 | AL | PMMA | RAL ⓘ » 538

* HIGHER IP & DIM DRIVERS PLEASE CONSULT » PLEASE CONSULT

Minimal Track/Black Foster
Micro/Alaska/Plus Micro/
Six xs /Top Micro/Line Micro/
iO Micro/Fit 20 & 27/ Stick 22/
Track 48v System/Six/Fit/Plus/
iO/Zen Tube/Top/Line/Black
Foster Micro/Stick/Holly/Spin/
Track 1L/iO/Plus Mini/Fit 65/
Track 3L/Six/Fit/Plus/Zen/
Zen Tube/Thor/Track Lights

Minimal Track



reddot winner 2020
innovative product



reddot winner 2020
lighting design



archiproducts
DESIGN AWARDS



Bronze Delta
ADI Awards 2020



2020 HONORABLE MENTION
EUROPEAN
PRODUCT
DESIGN
AWARD



WINNER
2020



Minimal Track

SURFACE · SUSPENSION

LINE MICRO 24V
—
250 / 500 / 1000
2 / 5 / 9 W
2700 / 3000 K
330 - 1500 Lm
113° BEAM
52% LOR

BLACK FOSTER
MICRO 24V 5
7 W
2700 / 3000 / 4000 K
775 - 850 Lm
37° BEAM
87% LOR

TOP MICRO 24V
2,1 W
2700 / 3000 K
190 / 210 Lm
19 / 38° BEAM
90 / 92 % LOR

iO MICRO 24V
4,7 W
2700 / 3000 / 4000 K
500 - 570 Lm
20 / 40 / 54° BEAM
86 / 88 % LOR

SIX XS 24V
3,5 W
2700 / 3000 / 4000 K
400 - 450 Lm
17 / 23 / 34° BEAM
86 - 90 % LOR

ALASKA 24V
3,5 W
2700 / 3000 K
390 / 410 Lm
21° BEAM
30% LOR

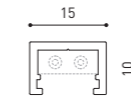

FIT 24V
—
FIT 20 / FIT 27
2,1 / 4,5 W
2700 / 3000 K
127 - 475 Lm
12 - 54° BEAM
81 - 88 % LOR

PLUS MICRO 24V
4,7 W
2700 / 3000 / 4000 K
500 - 570 Lm
10 - 35° BEAM
10 - 17 % LOR

STICK 22 24V
4,5 W
2700 / 3000 K
440 / 475 Lm
22 / 37 / 46° BEAM
81 - 84 % LOR

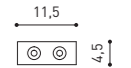


24V SYSTEM MINIMAL TRACK



MINIMAL TRACK 24V Profile 2m

A384-02-00- | N |



MINIMAL TRACK 24V Rubber Cable n x 1m

A384-00-01- | N |

n = Total Length of System.

24 V | Max. 4A

MINIMAL TRACK 24V Corner 90° 1 Plane

A384-00-02- | N |

Cable Length = 35mm.



MINIMAL TRACK 24V Corner 90° 1 Plane Rounded

A384-00-03- | N |

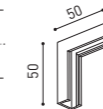
Cable Length = 35mm.



MINIMAL TRACK 24V Corner 90° 2 Planes

A384-00-04- | N |

Cable Length = 100mm.



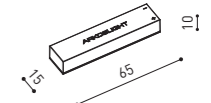
MINIMAL TRACK 24V End Cap

A384-00-05- | N |

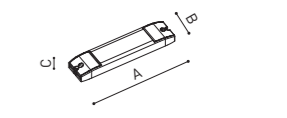
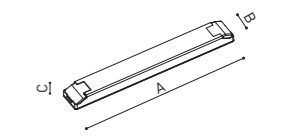
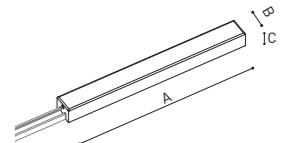


MINIMAL TRACK 24V Connection Box

A384-00-06- | N |



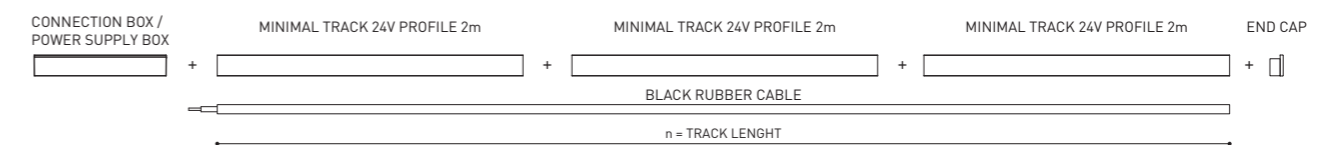
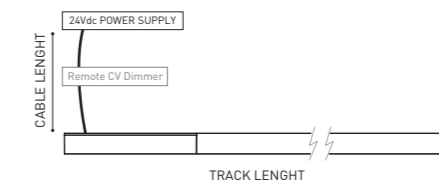
			P	V	D (A x B x C)
MINIMAL TRACK 24V Power Supply Box	ON/OFF	A384-00-07- NT	40W	24V	280 x 30 x 24mm
		A384-00-08- NT	100W	24V	280 x 30 x 24mm
220 V~ Included ON/OFF 24Vdc Power Supply.					
MINIMAL TRACK 24V Remote Power Supply	ON/OFF	0434-01-37	60W	24V	180 x 52 x 30mm
		0433-10-22	100W	24V	295 x 43 x 30mm
220 V~					
MINIMAL TRACK 24V Remote Constant Voltage Dimmer		0433-01-32	DALI / Push	24V	181 x 42 x 20mm
		0433-01-33	CASAMBI	24V	172 x 42 x 20mm
		0434-01-64	WIFI	24V	105 x 44 x 23mm



24V

DROP VOLTAGE TABLE

POWER (W)	CABLE SECTION (mm ²)	CABLE LENGTH (m)			
		<5	<10	<20	<30
40	0,75	30	30	30	30
	1,5	30	30	30	30
60	0,75	30	30	20	10
	1,5	30	30	30	20
100	0,75	20	10	X	X
	1,5	20	20	10	X

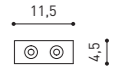
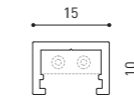



COLOUR | N ■ | NT ■ |

DIM OPTIONS PLEASE CONSULT

RAL ⓘ » 538

MINIMAL TRACK SUSPENSION



MINIMAL TRACK 24V Suspension

Profile 2m

A384-02-00- | N |

Profile 2m Initial feed kit

A400-02-10- | N |

Profile 2m Middle feed kit*

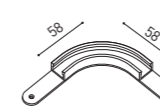
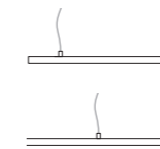
A400-02-20- | N |

* Unidirectional Middle Feed.

MINIMAL TRACK 24V Suspension Corner 90°

A400-00-03- | N |

Cable Length = 85mm.



MINIMAL TRACK 24V Suspension

Rubber Cable n x 1m

A400-00-01- | N |

n = Total Length of System.

24 V | Max. 4A

MINIMAL TRACK 24V Suspension Straight Joiner

A400-00-02- | N |

MINIMAL TRACK 24V Suspension Kit

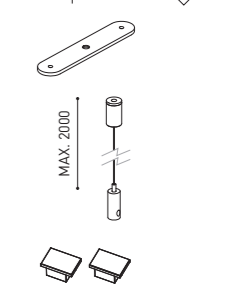
A400-02-04- | N |

Max distance between suspension kits = 100 cm.

MINIMAL TRACK 24V Suspension End Caps

A400-00-05- | N |

Two End Caps Included.



			P	V	D (A x B x C)
MINIMAL TRACK 24V Suspension	ON/OFF	A400-00-06- NT	40W	24V	280 x 30 x 36mm
Power Supply Box		A400-00-07- NT	100W	24V	280 x 30 x 36mm

220 V~ | 240 V~ | Included ON/OFF 24Vdc Power Supply.

			P	V	D (A x B x C)
MINIMAL TRACK 24V Remote Power Supply	ON/OFF	0434-01-37	60W	24V	180 x 52 x 30mm
		0433-10-22	100W	24V	295 x 43 x 30mm

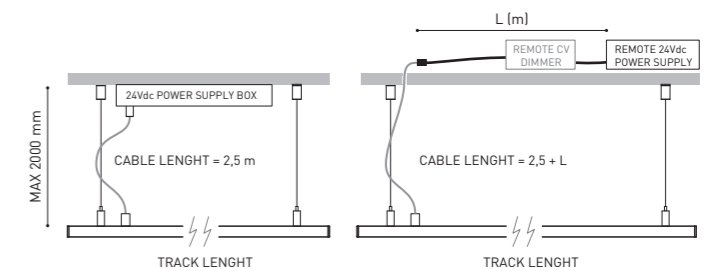
220 V~ | 240 V~

			P	V	D (A x B x C)
MINIMAL TRACK 24V Remote Constant Voltage Dimmer		0433-01-32	DALI / Push	24V	181 x 42 x 20mm
		0433-01-33	CASAMBI	24V	172 x 42 x 20mm
		0434-01-64	WIFI	24V	105 x 44 x 23mm

24 V

DROP VOLTAGE TABLE

POWER (W)	CABLE SECTION (mm²)	CABLE LENGTH (m)			
		<5	<10	<20	<30
40	0,75	30	30	30	30
	1,5	30	30	30	30
60	0,75	30	30	20	10
	1,5	30	30	30	20
100	0,75	20	10	X	X
	1,5	20	20	10	X

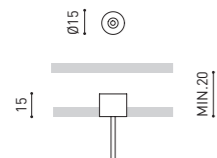


OPTIONAL ACCESSORIES

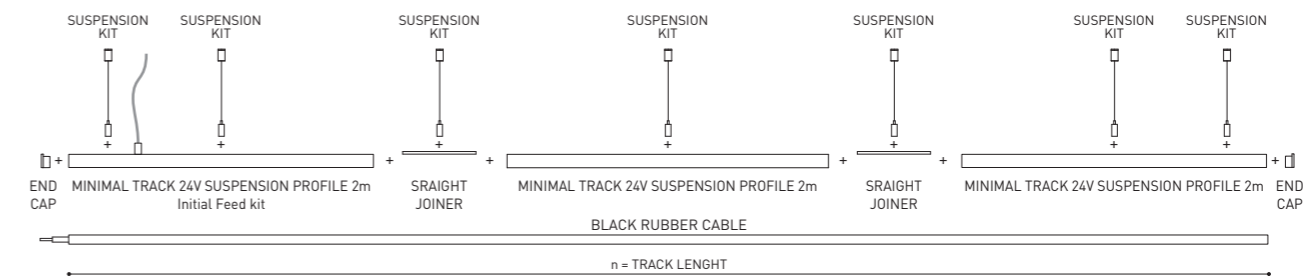

WIRE TRIMLESS Accessories

Coaxial Trimless A023-00-03- | W | N |

FASTENERS NOT AVAILABLE.



COAXIAL TRIMLESS



COLOUR | N ■ | NT ■ |

RAL ⓘ » 538

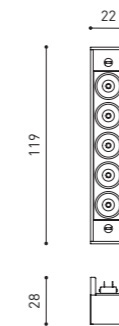
DIM OPTIONS PLEASE CONSULT



>> MORE INFO

		P	CCT	I	Flux	LOR
BLACK FOSTER Micro 24V 5	A415-20-10- N	7W	2700K	500mA	775 lm	87%
	A415-20-11- N	7W	3000K	500mA	800 lm	87%
	A415-20-12- N	7W	4000K	500mA	850 lm	87%

24 V | IP20 | CRI>90 | L90B10 >60.000h



COLOUR | N ■ |

MATERIAL | AL | ABS+PC |

RAL » 538

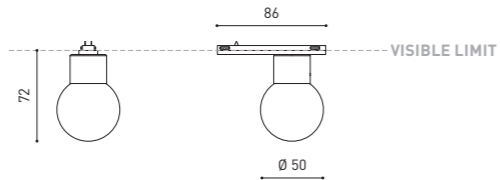
» PLEASE CONSULT



>> MORE INFO

		P	CCT	I	Flux	LOR
ALASKA 24V	A385-00-00- N	3,5W	2700K	400mA	390 lm	30%
	A385-00-01- N	3,5W	3000K	400mA	410 lm	30%


24 V | III | IP20 | CRI>90 | L80B10 >60.000h



COLOUR | N ■ | MATERIAL | AL | OPTICAL GLASS |

RAL ⓘ » 538

ⓘ » PLEASE CONSULT



Rubén Muedra - Estudio de arquitectura | Photography: Adrián Mora Maroto



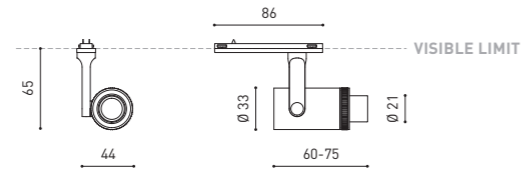
>> MORE INFO



>> MORE INFO

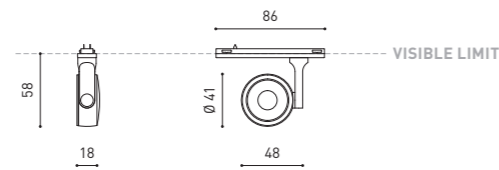
	P	CCT	BEAM	I	Flux	LOR		
PLUS Micro 24V	A388-00-00-	WT NT	4,7W	2700K	10°-35°	400mA	500 lm	10-17%
	A388-00-01-	WT NT	4,7W	3000K	10°-35°	400mA	520 lm	10-17%
	A388-00-02-	WT NT	4,7W	4000K	10°-35°	400mA	570 lm	10-17%

24 V | III | IP20 | CRI>90 | L80B10 >60.000h



	P	CCT	BEAM	I	Flux	LOR		
SIX XS 24V	A389-00-10-	WT NT	3,5W	2700K	17°	400mA	400 lm	90%
	A389-00-11-	WT NT	3,5W	3000K	17°	400mA	420 lm	90%
	A389-00-12-	WT NT	3,5W	4000K	17°	400mA	450 lm	90%
	A389-00-20-	WT NT	3,5W	2700K	23°	400mA	400 lm	86%
	A389-00-21-	WT NT	3,5W	3000K	23°	400mA	420 lm	86%
	A389-00-22-	WT NT	3,5W	4000K	23°	400mA	450 lm	86%
	A389-00-30-	WT NT	3,5W	2700K	34°	400mA	400 lm	88%
	A389-00-31-	WT NT	3,5W	3000K	34°	400mA	420 lm	88%
	A389-00-32-	WT NT	3,5W	4000K	34°	400mA	450 lm	88%

24 V | III | IP20 | CRI>90 | L80B10 >60.000h



OPTIONAL
SIX High Chromatic LED ⓘ » 536
 AFFECTS THE LIGHTING PARAMETERS
 NOT SOLD SEPARATELY

COLOUR | WT □ | NT ■ | MATERIAL | AL | OPTICAL PMMA | RAL ⓘ » 538

COLOUR | WT □ | NT ■ | MATERIAL | AL | PC | ⓘ » PLEASE CONSULT



WALPOLE'S LEGACY

Horace Walpole's last years were lightened by the companionship of his neighbours Mary and Agnes Berry. After his death in 1797, Mary edited Walpole's complete works, including the first publication of some of his letters. His political memoirs and journals, a major source for future historians, were sealed at Walpole's request until 1810.

Strawberry Hill passed to Walpole's cousin's daughter, Anne Damer, and then to his great niece, Elizabeth Waldegrave, in whose family it remained until 1883. In 1842, the contents were dispersed in one of the most famous auctions of the century, and Walpole's name was added to the list of illustrious collectors, as he had always wished.

In the 20th century, the American scholar Wilmarth Sheldon Lewis devoted his life to researching Walpole and his times and collecting his letters, books and objects. His collection is now in the Lewis Walpole Library, Yale University. Walpole's villa is being restored by the Strawberry Hill Trust and will open to the public this year.



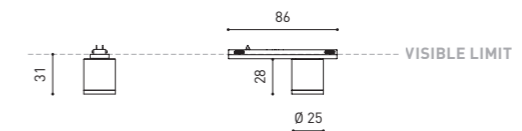
Five sets of informational text cards are placed on the wall below the artwork, each corresponding to one of the framed items.



>> MORE INFO

				P	CCT	BEAM	I	Flux	LOR
TOP Micro 24V	A383-00-10-	WT	NT	2,1W	2700K	19°	700mA	190 lm	90%
	A383-00-11-	WT	NT	2,1W	3000K	19°	700mA	210 lm	90%
	A383-00-20-	WT	NT	2,1W	2700K	38°	700mA	190 lm	92%
	A383-00-21-	WT	NT	2,1W	3000K	38°	700mA	210 lm	92%

24 V | IP20 | CRI>90 | L80B10 > 60.000h



COLOUR | WT | NT |

MATERIAL | AL | PC |

RAL » 538

» PLEASE CONSULT




>> MORE INFO

		P	CCT	I	Flux	LOR
LINE Micro 250 24V	A395-00-00- N	2W	2700K	400mA	330 lm	52%
	A395-00-01- N	2W	3000K	400mA	340 lm	52%
LINE Micro 500 24V	A395-10-00- N	5W	2700K	400mA	820 lm	52%
	A395-10-01- N	5W	3000K	400mA	840 lm	52%
LINE Micro 1000 24V	A395-20-00- N	9W	2700K	700mA	1430 lm	52%
	A395-20-01- N	9W	3000K	700mA	1500 lm	52%


24 V | III | IP20 | CRI>90 | L80B10 >60.000h




LINE MICRO 250 24V



LINE MICRO 500 24V



LINE MICRO 1000 24V



COLOUR | N ■ | MATERIAL | AL | PC |

RAL ⓘ » 538

ⓘ » PLEASE CONSULT





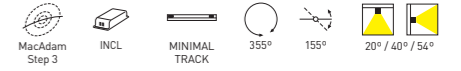
Paloma Bau Studio | Photography: Germán Cabo



>> MORE INFO

		P	CCT	BEAM	I	Flux	LOR
iO Micro 24V	A387-00-10- WT NT	4,7W	2700K	20°	400mA	500 lm	88%
	A387-00-11- WT NT	4,7W	3000K	20°	400mA	520 lm	88%
	A387-00-12- WT NT	4,7W	4000K	20°	400mA	570 lm	88%
	A387-00-20- WT NT	4,7W	2700K	40°	400mA	500 lm	86%
	A387-00-21- WT NT	4,7W	3000K	40°	400mA	520 lm	86%
	A387-00-22- WT NT	4,7W	4000K	40°	400mA	570 lm	86%
	A387-00-30- WT NT	4,7W	2700K	54°	400mA	500 lm	86%
	A387-00-31- WT NT	4,7W	3000K	54°	400mA	520 lm	86%
A387-00-32- WT NT	4,7W	4000K	54°	400mA	570 lm	86%	

24 V | IP20 | CRI>90 | L80B10 >60.000h



OPTIONAL ACCESSORIES

ACCESSORIES AFFECT THE LIGHTING PARAMETERS
NOT SOLD SEPARATELY

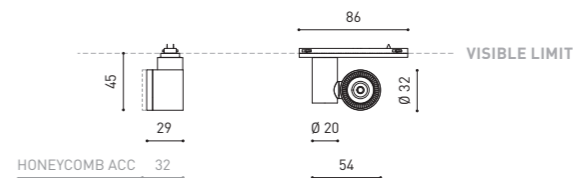
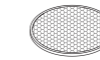
iO Micro 24V Beam Mixer Diffuser

A387-00-00



iO Micro 24V Anti-glare Honeycomb Louver

A387-00-01- | WT | NT |



COLOUR | WT □ | NT ■ |

MATERIAL | AL | PC |

RAL ⓘ » 538

» PLEASE CONSULT



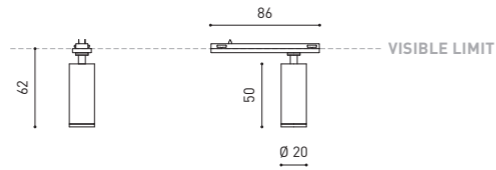
>> MORE INFO

		P	CCT	BEAM	I	Flux	LOR
FIT 20 24V	A386-00-10- WT NT G	2,1W	2700K	12°	700mA	127 lm	87%
	A386-00-11- WT NT G	2,1W	3000K	12°	700mA	150 lm	87%
	A386-00-20- WT NT G	2,1W	2700K	30°	700mA	127 lm	88%
	A386-00-21- WT NT G	2,1W	3000K	30°	700mA	150 lm	88%
	A386-00-30- WT NT G	2,1W	2700K	54°	700mA	127 lm	81%
	A386-00-31- WT NT G	2,1W	3000K	54°	700mA	150 lm	81%

24 V | III | IP20 | CRI>90 | L80B10 >50.000h



FIT 20 24V

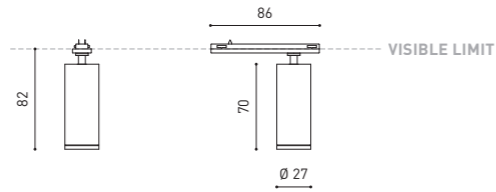


		P	CCT	BEAM	I	Flux	LOR
FIT 27 24V	A399-00-10- WT NT G	4,5W	2700K	22°	400mA	440 lm	84%
	A399-00-11- WT NT G	4,5W	3000K	22°	400mA	475 lm	84%
	A399-00-20- WT NT G	4,5W	2700K	37°	400mA	440 lm	82%
	A399-00-21- WT NT G	4,5W	3000K	37°	400mA	475 lm	82%
	A399-00-30- WT NT G	4,5W	2700K	46°	400mA	440 lm	81%
	A399-00-31- WT NT G	4,5W	3000K	46°	400mA	475 lm	81%

24 V | III | IP20 | CRI>90 | L80B10 >60.000h



FIT 27 24V



COLOUR | WT □ | NT ■ | G ■

MATERIAL | AL | PC

RAL ⓘ » 538

ⓘ » PLEASE CONSULT





Arkoslight Showroom | Photography: Héctor Rubio - Images Positive



>> MORE INFO

					P	CCT	Beam	I	Flux	LOR
STICK 22 24V	A410-01-10-	WT	NT	MG	4,5W	2700K	22°	400mA	440 lm	84%
	A410-01-11-	WT	NT	MG	4,5W	3000K	22°	400mA	475 lm	84%
	A410-01-20-	WT	NT	MG	4,5W	2700K	37°	400mA	440 lm	82%
	A410-01-21-	WT	NT	MG	4,5W	3000K	37°	400mA	475 lm	82%
	A410-01-30-	WT	NT	MG	4,5W	2700K	46°	400mA	440 lm	81%
	A410-01-31-	WT	NT	MG	4,5W	3000K	46°	400mA	475 lm	81%

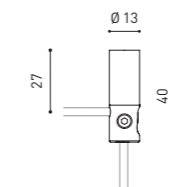
24 V | IP20 | CRI>90 | L80B10 > 60.000h



OPTIONAL ACCESSORY

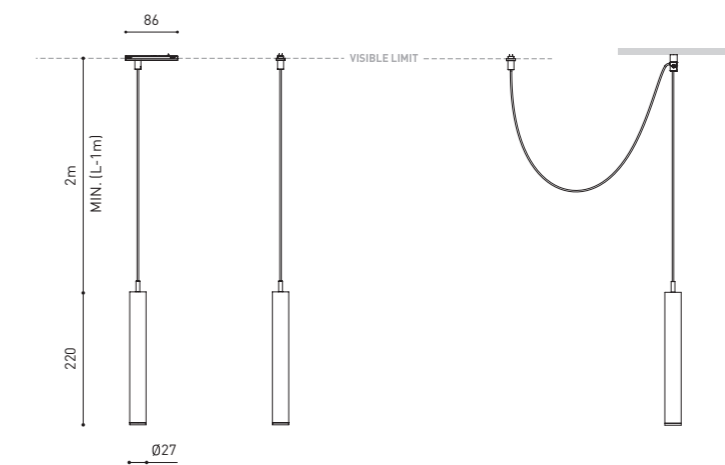
CORD Accessory

0223-00-00- | N |



STICK 22 24V

STICK 22 24V + CORD ACCESSORY



COLOUR | WT | NT | MG | N

MATERIAL | AL | ABS+PC

RAL » 538

» PLEASE CONSULT

LINE 1000

BLACK FOSTER MICRO 10

TOP

iO

FIT

PLUS

SIX

ZEN TUBE

SPIN

HOLLY

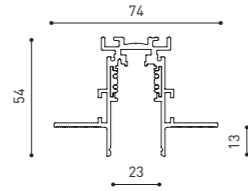

STICK 44

Track 48V

TRIMLESS · SURFACE · SURFACE SHORT · SUSPENSION

LINE 48V	BLACK FOSTER MICRO 48V	TOP 48V	iO 48V	FIT 48V	PLUS 48V	SIX 48V	ZEN TUBE 48V	SPIN 48V	HOLLY 48V	STICK 48V
—	—	—	—	—	—	—	—	—	—	—
500 / 1000 / 2000	5 / 10	TOP MINI / TOP		20 / 35 / 50	PLUS MINI / PLUS	XS / S / M / L				22 / 44 / 66
10,5 / 21 / 42 W	7 / 14 W	6,5 W	4,5 W	2,1 - 12 W	6,5 / 18 W	4,5 - 24,5 W	12 / 17 / 23 W	6,5 W	2,1 W	5,6 W
2700 / 3000 / 4000 K	2700 / 3000 / 4000 K	2700 / 3000 K	2700 / 3000 K	2700 / 3000 / 4000 K	2700 / 3000 / 4000 K	2700 / 3000 / 4000 K	2700 / 3000 K	2700 / 3000 K	2700 / 3000 K	2700 / 3000 K
1500 / 6600 Lm	775 / 1700 Lm	610 / 640 Lm	485 / 505 Lm	127 - 1230 Lm	630 - 2030 Lm	470 - 3000 Lm	1580 - 3190 Lm	600 / 630 Lm	190 / 210 Lm	530 / 600 Lm
98° BEAM	37° BEAM	20 / 30 / 56° BEAM	20 / 30 / 56° BEAM	12 - 54° BEAM	10 - 41° / 12 - 51° BEAM	17 - 38° BEAM	16 / 24 / 42° BEAM	24 / 40° BEAM	19 / 38° BEAM	22 / 37 / 46° BEAM
43% LOR	87% LOR	86 - 92 % LOR	86 - 92 % LOR	80 - 88 % LOR	20 - 40 % LOR	84 - 93 % LOR	90% LOR	84 / 86 % LOR	90 / 92 % LOR	81 - 84 % LOR

TRACK 48V



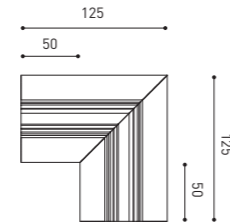
TRACK 48V TRIMLESS

TRACK 48V TRIMLESS 1m	A338-01-00- N WT
TRACK 48V TRIMLESS 2m	A338-02-00- N WT
TRACK 48V TRIMLESS 3m	A338-03-00- N WT
TRACK 48V TRIMLESS Corner 90° One Plane	A338-06-00- N WT
TRACK 48V TRIMLESS Corner 90° Two Planes	A338-07-00- N WT

PLASTERBOARD CEILING, MANDATORY THICKNESS 12,5mm.
RECOMMENDED FOR INSTALLATIONS WHERE THE PROFILE CAN BE
INSTALLED BEFORE THE FALSE PLASTERBOARD CEILING.

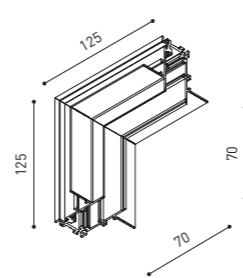


TRACK 48V TRIMLESS Corner 90° One Plane

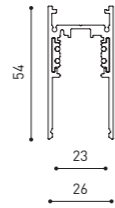


*Electrical connection not included

TRACK 48V TRIMLESS Corner 90° Two Planes



*Electrical connection not included

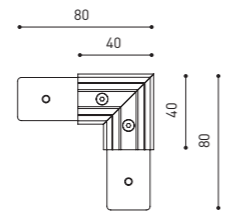


TRACK 48V SURFACE

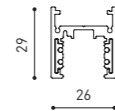
TRACK 48V SURFACE 1m	A338-11-00- NT WT
TRACK 48V SURFACE 2m	A338-12-00- NT WT
TRACK 48V SURFACE 3m	A338-13-00- NT WT
TRACK 48V SURFACE Corner 90° One Plane	A338-14-00- NT WT



TRACK 48V SURFACE Corner 90° One Plane



Electrical connection not included
Straight joiner included

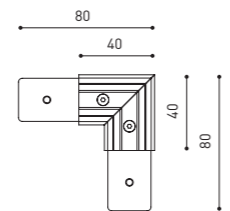


TRACK 48V SURFACE SHORT

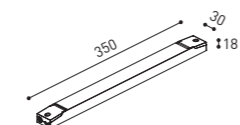
TRACK 48V SURFACE SHORT 1m	A338-21-00- NT WT
TRACK 48V SURFACE SHORT 2m	A338-22-00- NT WT
TRACK 48V SURFACE SHORT 3m	A338-23-00- NT WT
TRACK 48V SURFACE SHORT Corner 90° One Plane	A338-24-00- NT WT



TRACK 48V SURFACE SHORT Corner 90° One Plane

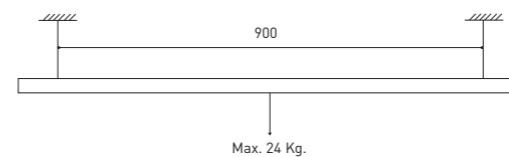


Electrical connection not included
Straight joiner included



	P	V
CONSTANT VOLTAGE LED POWER SUPPLY	0434-01-62	150W 48V

220-240 V~ | DRIVER MUST BE PLACED ON REMOTE



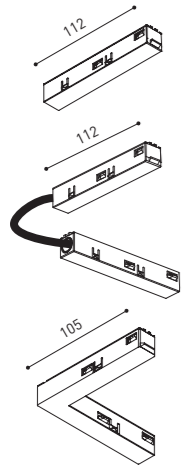
DROP VOLTAGE TABLE

POWER (W)	CABLE SECTION (mm ²)	CABLE LENGTH (m)			
		5	10	20	30
150	0,75	40	15	X	X
	1,5	50	40	20	X

ACCESSORIES

TRACK 48V

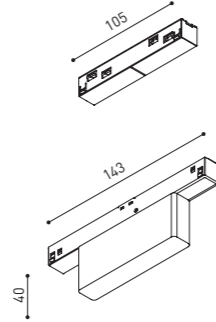
ALL 48V TRACKS



TRACK 48V Live-End Connector
A338-00-01- | N | W |

TRACK 48V Corner Connector
A338-00-12- | N | W |

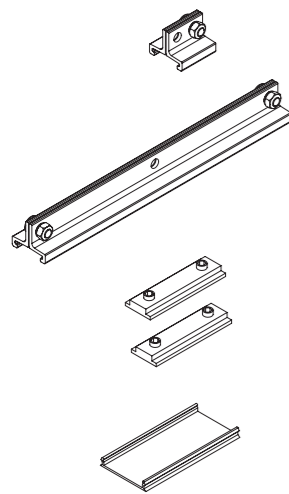
TRACK 48V Corner 90° Connector One Plane
A338-00-24- | N | W |
*Not suitable for trimless version



TRACK 48V Central Connector
A338-00-02- | N | W |

TRACK 48V Wireless Control
0434-01-31- | N | W | Casambi/AAG Stucchi App

TRIMLESS 48V

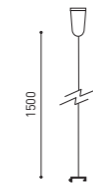


TRACK 48V TRIMLESS Short T-Bracket
A338-00-03

TRACK 48V TRIMLESS Long T-Bracket
A338-00-04

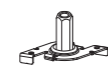
TRACK 48V TRIMLESS Straight Joiners (2 units)
A338-00-05- | N | WT |

TRACK 48V TRIMLESS Plaster Installation Guard 1m
A338-00-21



TRACK 48V TRIMLESS Suspension Kit
A338-00-08
*See accessories quantities

*** SUGGESTED MOUNTING ACCESSORIES QUANTITIES**
1000mm - 2 Pcs.
2000mm - 2 Pcs.
3000mm - 3 Pcs.

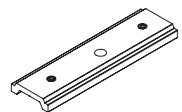


TRACK 48V TRIMLESS Clamp for M6 ROD
A338-00-09
*See accessories quantities



TRACK 48V TRIMLESS Track Clamp
A338-00-10
*See accessories quantities

SURFACE, SUSPENSION, SURFACE SHORT & SUSPENSION SHORT 48V



TRACK 48V SURFACE Straight Joiner
A338-00-11

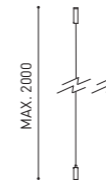
COLOUR | N ■ | W □ | NT ■ | WT □ |

RAL ⓘ » 538

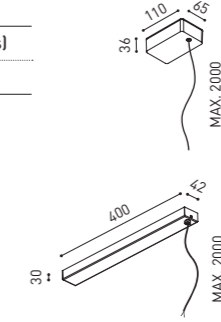
ACCESSORIES

TRACK 48V

SUSPENSION & SUSPENSION SHORT 48V



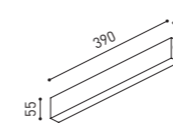
TRACK 48V SURFACE Suspension Kit (2 units)
A338-00-15- | NT | WT |



TRACK 48V SURFACE Suspension Feed Kit
A338-00-16- | N | W | NO DIM
A338-00-17- | N | W | DIM
*For remote power supply

TRACK 48V Wired Power Supply Case
A338-00-25- | NT | WT | 150W NO DIM
A338-00-26- | NT | WT | 150W DIM
220 V~ INCL
240 V~ INCL

SURFACE & SURFACE SHORT 48V



TRACK 48V Power Supply Case
A338-00-29- | NT | WT | 150W
220 V~ INCL
240 V~ INCL
*To be installed aside 48V Surface Tracks

WIRE TRIMLESS ACCESSORIES


FEED

Mains Trimless*
A023-00-01- | W | N | NO DIM


Mains Thick Trimless*
A023-00-02- | W | N | DIM




MAINS TRIMLESS



MAINS THICK TRIMLESS



STEEL CABLE TRIMLESS



FASTENING

Steel Cable Trimless*
A023-00-05- | W | N |



COLOUR | N ■ | W □ | NT ■ | WT □ |

* AS MANY PIECES AS NEEDED ACCORDING TO YOUR PRODUCT

RAL ⓘ » 538

TRIMLESS, SURFACE & SUSPENSION 48V



TRACK 48V TRIMLESS & SURFACE End
A338-00-06- | NT | WT |

TRACK 48V TRIMLESS & SURFACE End Feed
A338-00-07- | NT | WT |

SURFACE SHORT & SUSPENSION SHORT 48V



TRACK 48V SURFACE SHORT End
A338-00-18- | NT | WT |

TRACK 48V SURFACE SHORT End Feed
A338-00-19- | NT | WT |



Private residence | Aurea arquitectos | Photography: Cuatli Photo Studio

48V SYSTEM SIX 48V



>> MORE INFO

SIX L 48V	+RE	P	CCT	Beam	I	Flux	LOR
A329-0- Ⓞ -10- WT NT WTW NTW -S		24,5W	2700K	17°	700mA	2850 lm	93%
A329-0- Ⓞ -11- WT NT WTW NTW -S		24,5W	3000K	17°	700mA	2950 lm	93%
A329-0- Ⓞ -12- WT NT WTW NTW -S		24,5W	4000K	17°	700mA	3000 lm	93%
A329-0- Ⓞ -30- WT NT WTW NTW -S		24,5W	2700K	26°	700mA	2850 lm	93%
A329-0- Ⓞ -31- WT NT WTW NTW -S		24,5W	3000K	26°	700mA	2950 lm	93%
A329-0- Ⓞ -32- WT NT WTW NTW -S		24,5W	4000K	26°	700mA	3000 lm	93%
A329-0- Ⓞ -20- WT NT WTW NTW -S		24,5W	2700K	34°	700mA	2850 lm	90%
A329-0- Ⓞ -21- WT NT WTW NTW -S		24,5W	3000K	34°	700mA	2950 lm	90%
A329-0- Ⓞ -22- WT NT WTW NTW -S		24,5W	4000K	34°	700mA	3000 lm	90%

48 V | III | IP20 | CRI>90 | L80B10 > 60.000h



Ⓞ	*OPTIONS
1	No DIM
2	DIM DALI

+RE	REF. ENDING	EXAMPLE
⌀	Track 48V	A3290110WT
-S	Track 48V Short	A3290110WT-S

OPTIONAL

SIX L High Chromatic LED ⓘ » 536

NOT SOLD SEPARATELY
AFFECTS THE LIGHTING PARAMETERS

FINISHING	Lamp	Adaptor
WT	WT □ N ■	
NT	NT ■ N ■	
WTW	WT □ W □	
NTW	NT ■ W □	



COLOUR | WT □ | NT ■ | W □ | N ■ |

MATERIAL | AL | PC |

RAL ⓘ » 538

+RE >> THE PRODUCTS FOR THE TRACK 48V SHORT, ADD "-S" AT THE END OF THE SALES REFERENCE (AFTER THE LETTERS WHICH INDICATE THE COLOUR OF THE PRODUCT).

ⓘ » PLEASE CONSULT




>> MORE INFO

SIX M 48V	+RE	P	CCT	Beam	I	Flux	LOR
A330-0- Ⓞ -10- WT NT WTW NTW -S		17W	2700K	19°	500mA	2050 lm	93%
A330-0- Ⓞ -11- WT NT WTW NTW -S		17W	3000K	19°	500mA	2130 lm	93%
A330-0- Ⓞ -12- WT NT WTW NTW -S		17W	4000K	19°	500mA	2160 lm	93%
A330-0- Ⓞ -20- WT NT WTW NTW -S		17W	2700K	28°	500mA	2050 lm	91%
A330-0- Ⓞ -21- WT NT WTW NTW -S		17W	3000K	28°	500mA	2130 lm	91%
A330-0- Ⓞ -22- WT NT WTW NTW -S		17W	4000K	28°	500mA	2160 lm	91%
A330-0- Ⓞ -30- WT NT WTW NTW -S		17W	2700K	38°	500mA	2050 lm	93%
A330-0- Ⓞ -31- WT NT WTW NTW -S		17W	3000K	38°	500mA	2130 lm	93%
A330-0- Ⓞ -32- WT NT WTW NTW -S		17W	4000K	38°	500mA	2160 lm	93%

48 V | IP20 | CRI>90 | L80B10 >60.000h

MacAdam Step 2 |
 OPTIONS* |
 INCL |
 TRACK 48V |
 360° |
 310° |
 19° / 28° / 38°



>> MORE INFO

SIX S 48V	+RE	P	CCT	Beam	I	Flux	LOR
A333-0- Ⓞ -10- WT NT WTW NTW -S		8,5W	2700K	17°	500mA	1030 lm	86%
A333-0- Ⓞ -11- WT NT WTW NTW -S		8,5W	3000K	17°	500mA	1070 lm	86%
A333-0- Ⓞ -12- WT NT WTW NTW -S		8,5W	4000K	17°	500mA	1100 lm	86%
A333-0- Ⓞ -20- WT NT WTW NTW -S		8,5W	2700K	24°	500mA	1030 lm	84%
A333-0- Ⓞ -21- WT NT WTW NTW -S		8,5W	3000K	24°	500mA	1070 lm	84%
A333-0- Ⓞ -22- WT NT WTW NTW -S		8,5W	4000K	24°	500mA	1100 lm	84%
A333-0- Ⓞ -30- WT NT WTW NTW -S		8,5W	2700K	34°	500mA	1030 lm	89%
A333-0- Ⓞ -31- WT NT WTW NTW -S		8,5W	3000K	34°	500mA	1070 lm	89%
A333-0- Ⓞ -32- WT NT WTW NTW -S		8,5W	4000K	34°	500mA	1100 lm	89%

48 V | IP20 | CRI>90 | L80B10 >60.000h

MacAdam Step 3 |
 OPTIONS* |
 INCL |
 TRACK 48V |
 360° |
 310° |
 17° / 24° / 34°

OPTIONAL

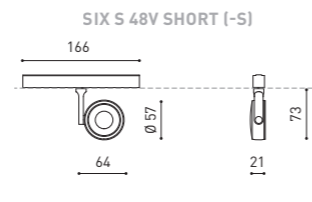
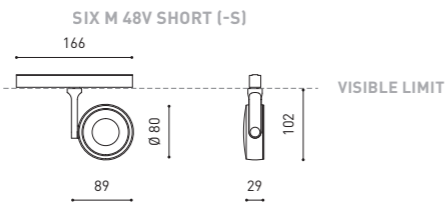
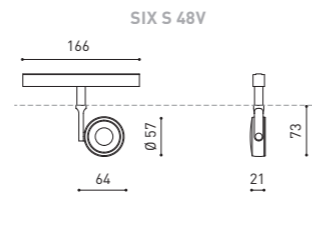
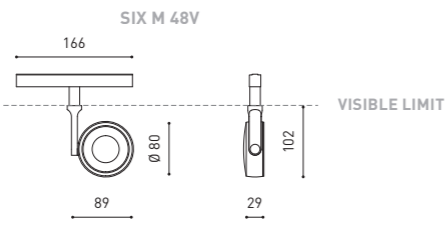
SIX M High Chromatic LED		>> 536
SIX S High Chromatic LED		>> 536

NOT SOLD SEPARATELY
AFFECT THE LIGHTING PARAMETERS

Ⓞ	*OPTIONS
1	No DIM
2	DIM DALI

+RE	REF. ENDING	EXAMPLE
⌀	Track 48V	A3300110WT
-S	Track 48V Short	A3300110WT-S

FINISHING	Lamp	Adaptor
WT	WT <input type="checkbox"/> N <input checked="" type="checkbox"/>	
NT	NT <input checked="" type="checkbox"/> N <input checked="" type="checkbox"/>	
WTW	WT <input type="checkbox"/> W <input type="checkbox"/>	
NTW	NT <input checked="" type="checkbox"/> W <input type="checkbox"/>	



COLOUR | WT | NT | W | N | MATERIAL | AL | PC | RAL >> 538

+RE >> THE PRODUCTS FOR THE TRACK 48V SHORT, ADD "-S" AT THE END OF THE SALES REFERENCE (AFTER THE LETTERS WHICH INDICATE THE COLOUR OF THE PRODUCT).

>> PLEASE CONSULT



>> MORE INFO

SIX XS 48V	+RE	P	CCT	Beam	I	Flux	LOR
A335-0- Ⓞ -10- WT NT WTW NTW -S		4,5W	2700K	17°	500mA	470 lm	90%
A335-0- Ⓞ -11- WT NT WTW NTW -S		4,5W	3000K	17°	500mA	500 lm	90%
A335-0- Ⓞ -12- WT NT WTW NTW -S		4,5W	4000K	17°	500mA	530 lm	90%
A335-0- Ⓞ -20- WT NT WTW NTW -S		4,5W	2700K	23°	500mA	470 lm	86%
A335-0- Ⓞ -21- WT NT WTW NTW -S		4,5W	3000K	23°	500mA	500 lm	86%
A335-0- Ⓞ -22- WT NT WTW NTW -S		4,5W	4000K	23°	500mA	530 lm	86%
A335-0- Ⓞ -30- WT NT WTW NTW -S		4,5W	2700K	34°	500mA	470 lm	88%
A335-0- Ⓞ -31- WT NT WTW NTW -S		4,5W	3000K	34°	500mA	500 lm	88%
A335-0- Ⓞ -32- WT NT WTW NTW -S		4,5W	4000K	34°	500mA	530 lm	88%

48 V | IP20 | CRI>90 | L80B10 >60.000h

MacAdam Step 2 |
 OPTIONS* |
 INCL |
 TRACK 48V |
 360° |
 310° |
 17° / 23° / 34°



>> MORE INFO

SIX XS 48V Double	+RE	P	CCT	Beam	I	Flux	LOR
A335-1- Ⓞ -10- WT NT WTW NTW -S		9W	2700K	17°	500mA	2 X 470 lm	90%
A335-1- Ⓞ -11- WT NT WTW NTW -S		9W	3000K	17°	500mA	2 X 500 lm	90%
A335-1- Ⓞ -12- WT NT WTW NTW -S		9W	4000K	17°	500mA	2 X 530 lm	90%
A335-1- Ⓞ -20- WT NT WTW NTW -S		9W	2700K	23°	500mA	2 X 470 lm	86%
A335-1- Ⓞ -21- WT NT WTW NTW -S		9W	3000K	23°	500mA	2 X 500 lm	86%
A335-1- Ⓞ -22- WT NT WTW NTW -S		9W	4000K	23°	500mA	2 X 530 lm	86%
A335-1- Ⓞ -30- WT NT WTW NTW -S		9W	2700K	34°	500mA	2 X 470 lm	88%
A335-1- Ⓞ -31- WT NT WTW NTW -S		9W	3000K	34°	500mA	2 X 500 lm	88%
A335-1- Ⓞ -32- WT NT WTW NTW -S		9W	4000K	34°	500mA	2 X 530 lm	88%

48 V | IP20 | CRI>90 | L80B10 >60.000h

MacAdam Step 2 |
 OPTIONS* |
 INCL |
 TRACK 48V |
 360° |
 310° |
 17° / 23° / 34°

OPTIONAL

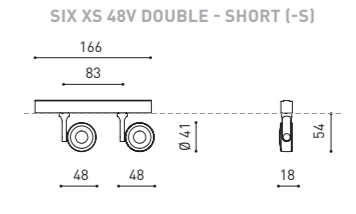
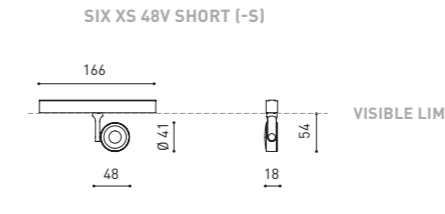
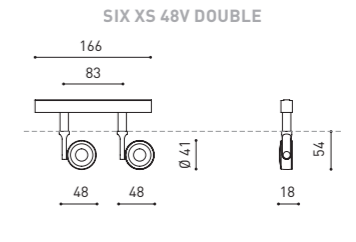
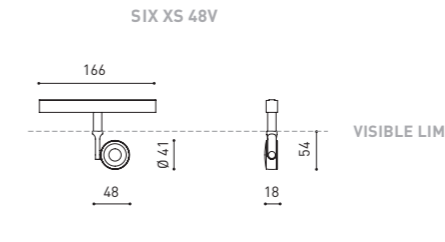
SIX XS High Chromatic LED		>> 536
---------------------------	--	--------

NOT SOLD SEPARATELY
AFFECTS THE LIGHTING PARAMETERS

Ⓞ	*OPTIONS
1	No DIM
2	DIM DALI

+RE	REF. ENDING	EXAMPLE
⌀	Track 48V	A3350110WT
-S	Track 48V Short	A3350110WT-S

FINISHING	Lamp	Adaptor
WT	WT <input type="checkbox"/> N <input checked="" type="checkbox"/>	
NT	NT <input checked="" type="checkbox"/> N <input checked="" type="checkbox"/>	
WTW	WT <input type="checkbox"/> W <input type="checkbox"/>	
NTW	NT <input checked="" type="checkbox"/> W <input type="checkbox"/>	



COLOUR | WT | NT | W | N | MATERIAL | AL | PC | RAL >> 538

+RE >> THE PRODUCTS FOR THE TRACK 48V SHORT, ADD "-S" AT THE END OF THE SALES REFERENCE (AFTER THE LETTERS WHICH INDICATE THE COLOUR OF THE PRODUCT).

>> PLEASE CONSULT



48V SYSTEM
FIT 48V



>> MORE INFO

FIT50 48V	+RE	P	CCT	Beam	I	Flux	LOR
A346-0-00-10- WT NT G WTW NTW GW -S		12W	2700K	15°	1050mA	1040 lm	85%
A346-0-00-11- WT NT G WTW NTW GW -S		12W	3000K	15°	1050mA	1120 lm	85%
A346-0-00-12- WT NT G WTW NTW GW -S		12W	4000K	15°	1050mA	1230 lm	85%
A346-0-00-20- WT NT G WTW NTW GW -S		12W	2700K	28°	1050mA	1040 lm	82%
A346-0-00-21- WT NT G WTW NTW GW -S		12W	3000K	28°	1050mA	1120 lm	82%
A346-0-00-22- WT NT G WTW NTW GW -S		12W	4000K	28°	1050mA	1230 lm	82%
A346-0-00-30- WT NT G WTW NTW GW -S		12W	2700K	47°	1050mA	1040 lm	80%
A346-0-00-31- WT NT G WTW NTW GW -S		12W	3000K	47°	1050mA	1120 lm	80%
A346-0-00-32- WT NT G WTW NTW GW -S		12W	4000K	47°	1050mA	1230 lm	80%

48 V | III | IP20 | CRI>90 | L80B10 >60.000h



⊞	*OPTIONS
1	No DIM
2	DIM DALI

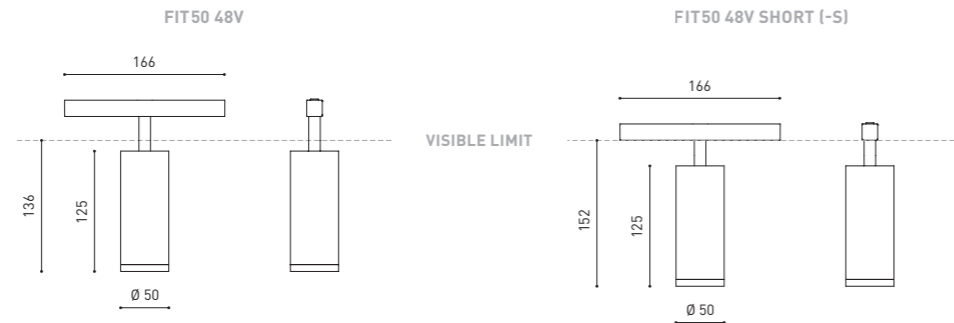
+RE	REF. ENDING	EXAMPLE
0	Track 48V	A3460110WT
-S	Track 48V Short	A3460110WT-S

FINISHING	Lamp	Adaptor
WT	WT □ N ■	
NT	NT ■ N ■	
G	G ■ N ■	
WTW	WT □ W □	
NTW	NT ■ W □	
GW	G ■ W □	

OPTIONAL ACCESSORY
FIT 50 Anti-glare Honeycomb Louver **
A346-00-00



NOT SOLD SEPARATELY



COLOUR | WT □ | NT ■ | G ■ | W □ | N ■ | MATERIAL | AL | PC | RAL ⓘ » 538

** ACCESSORY AFFECTS THE LIGHTING PARAMETERS
*RE -> THE PRODUCTS FOR THE TRACK 48V SHORT, ADD "-S" AT THE END OF THE SALES REFERENCE (AFTER THE LETTERS WHICH INDICATE THE COLOUR OF THE PRODUCT). ⓘ » PLEASE CONSULT





>> MORE INFO

FIT 35 48V	+RE	P	CCT	Beam	I	Flux	LOR
A345-0- 00 -10- WT NT G WTW NTW GW -S		5,5W	2700K	19°	500mA	590 lm	82%
A345-0- 00 -11- WT NT G WTW NTW GW -S		5,5W	3000K	19°	500mA	630 lm	82%
A345-0- 00 -12- WT NT G WTW NTW GW -S		5,5W	4000K	19°	500mA	700 lm	82%
A345-0- 00 -20- WT NT G WTW NTW GW -S		5,5W	2700K	29°	500mA	590 lm	80%
A345-0- 00 -21- WT NT G WTW NTW GW -S		5,5W	3000K	29°	500mA	630 lm	80%
A345-0- 00 -22- WT NT G WTW NTW GW -S		5,5W	4000K	29°	500mA	700 lm	80%
A345-0- 00 -30- WT NT G WTW NTW GW -S		5,5W	2700K	38°	500mA	590 lm	80%
A345-0- 00 -31- WT NT G WTW NTW GW -S		5,5W	3000K	38°	500mA	630 lm	80%
A345-0- 00 -32- WT NT G WTW NTW GW -S		5,5W	4000K	38°	500mA	700 lm	80%

48V | III | IP20 | CRI>90 | L80B10 >60.000h

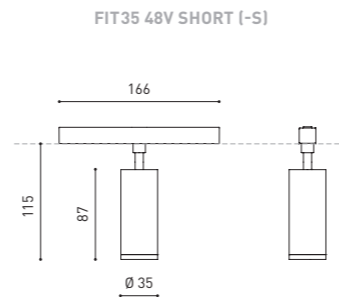
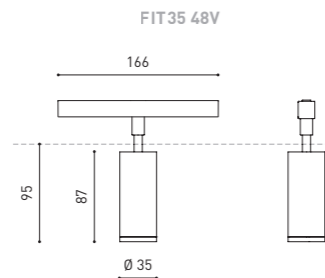


00	*OPTIONS
1	No DIM
2	DIM DALI

+RE	REF. ENDING	EXAMPLE
0	Track 48V	A3450110WT
-S	Track 48V Short	A3450110WT-S

FINISHING	Lamp	Adaptor
WT	WT □ N ■	
NT	NT ■ N ■	
G	G ■ N ■	
WTW	WT □ W □	
NTW	NT ■ W □	
GW	G ■ W □	

OPTIONAL ACCESSORY
 FIT 35 Anti-glare Honeycomb Louver **
 A345-00-00



COLOUR | WT □ | NT ■ | G ■ | W □ | N ■ | MATERIAL | AL | PC | RAL ⓘ » 538

** ACCESSORY AFFECTS THE LIGHTING PARAMETERS
 *RE -> THE PRODUCTS FOR THE TRACK 48V SHORT, ADD "-S" AT THE END OF THE SALES REFERENCE (AFTER THE LETTERS WHICH INDICATE THE COLOUR OF THE PRODUCT).
 ⓘ » PLEASE CONSULT



>> MORE INFO

FIT 35 48V DOUBLE	+RE	P	CCT	Beam	I	Flux	LOR
A345-1- 00 -10- WT NT G WTW NTW GW -S		11W	2700K	19°	500mA	2 x 590 lm	82%
A345-1- 00 -11- WT NT G WTW NTW GW -S		11W	3000K	19°	500mA	2 x 630 lm	82%
A345-1- 00 -12- WT NT G WTW NTW GW -S		11W	4000K	19°	500mA	2 x 700 lm	82%
A345-1- 00 -20- WT NT G WTW NTW GW -S		11W	2700K	29°	500mA	2 x 590 lm	80%
A345-1- 00 -21- WT NT G WTW NTW GW -S		11W	3000K	29°	500mA	2 x 630 lm	80%
A345-1- 00 -22- WT NT G WTW NTW GW -S		11W	4000K	29°	500mA	2 x 700 lm	80%
A345-1- 00 -30- WT NT G WTW NTW GW -S		11W	2700K	38°	500mA	2 x 590 lm	80%
A345-1- 00 -31- WT NT G WTW NTW GW -S		11W	3000K	38°	500mA	2 x 630 lm	80%
A345-1- 00 -32- WT NT G WTW NTW GW -S		11W	4000K	38°	500mA	2 x 700 lm	80%

48V | III | IP20 | CRI>90 | L80B10 >60.000h

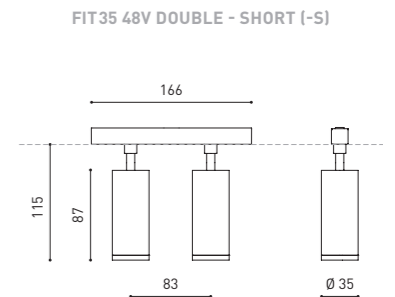
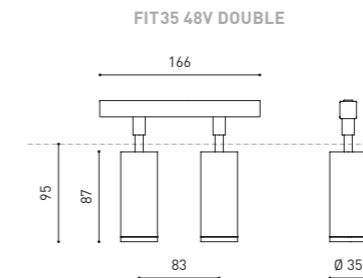


00	*OPTIONS
1	No DIM
2	DIM DALI

+RE	REF. ENDING	EXAMPLE
0	Track 48V	A3451110WT
-S	Track 48V Short	A3451110WT-S

FINISHING	Lamp	Adaptor
WT	WT □ N ■	
NT	NT ■ N ■	
G	G ■ N ■	
WTW	WT □ W □	
NTW	NT ■ W □	
GW	G ■ W □	

OPTIONAL ACCESSORY
 FIT 35 Anti-glare Honeycomb Louver **
 A345-00-00



COLOUR | WT □ | NT ■ | G ■ | W □ | N ■ | MATERIAL | AL | PC | RAL ⓘ » 538

** ACCESSORY AFFECTS THE LIGHTING PARAMETERS
 *RE -> THE PRODUCTS FOR THE TRACK 48V SHORT, ADD "-S" AT THE END OF THE SALES REFERENCE (AFTER THE LETTERS WHICH INDICATE THE COLOUR OF THE PRODUCT).
 ⓘ » PLEASE CONSULT



Sub Zero & Wolf Sydney Showroom, Sydney (Australia) | Adele Bates | Koda Lighting | CDK Stone | Photography: Fiona Susanto



>> MORE INFO



>> MORE INFO

FIT20 48V	+RE	P	CCT	Beam	I	Flux	LOR
A344-0- ① -10- WT NT G WTW NTW GW -S		2,1W	2700K	12°	700mA	127 lm	87%
A344-0- ① -11- WT NT G WTW NTW GW -S		2,1W	3000K	12°	700mA	150 lm	87%
A344-0- ① -20- WT NT G WTW NTW GW -S		2,1W	2700K	30°	700mA	127 lm	88%
A344-0- ① -21- WT NT G WTW NTW GW -S		2,1W	3000K	30°	700mA	150 lm	88%
A344-0- ① -30- WT NT G WTW NTW GW -S		2,1W	2700K	54°	700mA	127 lm	81%
A344-0- ① -31- WT NT G WTW NTW GW -S		2,1W	3000K	54°	700mA	150 lm	81%

48V | III IP20 | CRI>90 | L80B10 >50.000h



FIT20 48V DOUBLE	+RE	P	CCT	Beam	I	Flux	LOR
A344-1- ① -10- WT NT G WTW NTW GW -S		4,2W	2700K	12°	700mA	2 x 127 lm	87%
A344-1- ① -11- WT NT G WTW NTW GW -S		4,2W	3000K	12°	700mA	2 x 150 lm	87%
A344-1- ① -20- WT NT G WTW NTW GW -S		4,2W	2700K	30°	700mA	2 x 127 lm	88%
A344-1- ① -21- WT NT G WTW NTW GW -S		4,2W	3000K	30°	700mA	2 x 150 lm	88%
A344-1- ① -30- WT NT G WTW NTW GW -S		4,2W	2700K	54°	700mA	2 x 127 lm	81%
A344-1- ① -31- WT NT G WTW NTW GW -S		4,2W	3000K	54°	700mA	2 x 150 lm	81%

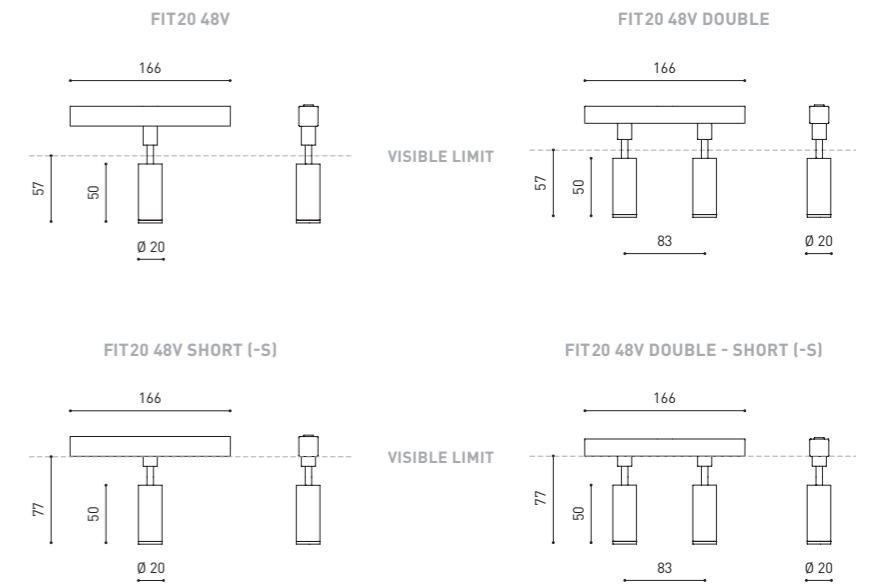
48V | III IP20 | CRI>90 | L80B10 >50.000h



①	*OPTIONS
1	No DIM
2	DIM DALI

+RE	REF. ENDING	EXAMPLE
0	Track 48V	A3440110WT
-S	Track 48V Short	A3440110WT-S

FINISHING	Lamp	Adaptor
WT	WT □ N ■	
NT	NT ■ N ■	
G	G ■ N ■	
WTW	WT □ W □	
NTW	NT ■ W □	
GW	G ■ W □	



COLOUR | WT □ | NT ■ | G ■ | W □ | N ■ | MATERIAL | AL | PC | RAL ⓘ » 538

+RE >> THE PRODUCTS FOR THE TRACK 48V SHORT, ADD "-S" AT THE END OF THE SALES REFERENCE (AFTER THE LETTERS WHICH INDICATE THE COLOUR OF THE PRODUCT). ⓘ » PLEASE CONSULT



48V SYSTEM PLUS 48V



>> MORE INFO



>> MORE INFO

OPTIONAL

PLUS High Chromatic LED ⓘ » 536

PLUS MINI High Chromatic LED ⓘ » 536

NOT SOLD SEPARATELY
AFFECT THE LIGHTING PARAMETERS

FINISHING	Lamp	Adaptor
WT	WT □ N ■	
NT	NT ■ N ■	
WTW	WT □ W □	
NTW	NT ■ W □	

PLUS 48V	+RE	P	CCT	Beam	I	Flux	LOR
A323-00- ① -0- WT NT WTW NTW -S		18W	2700K	12°-51°	500mA	1920 lm	26-40%
A323-00- ① -1- WT NT WTW NTW -S		18W	3000K	12°-51°	500mA	2000 lm	26-40%
A323-00- ① -2- WT NT WTW NTW -S		18W	4000K	12°-51°	500mA	2030 lm	26-40%

48 V | ⓘ IP20 | CRI>90 | L80B10 > 60.000h



PLUS Mini 48V	+RE	P	CCT	Beam	I	Flux	LOR
A326-00- ① -0- WT NT WTW NTW -S		6,5W	2700K	10°-41°	700mA	630 lm	20-40%
A326-00- ① -1- WT NT WTW NTW -S		6,5W	3000K	10°-41°	700mA	660 lm	20-40%
A326-00- ① -2- WT NT WTW NTW -S		6,5W	4000K	10°-41°	700mA	680 lm	20-40%

48 V | ⓘ IP20 | CRI>90 | L80B10 > 60.000h

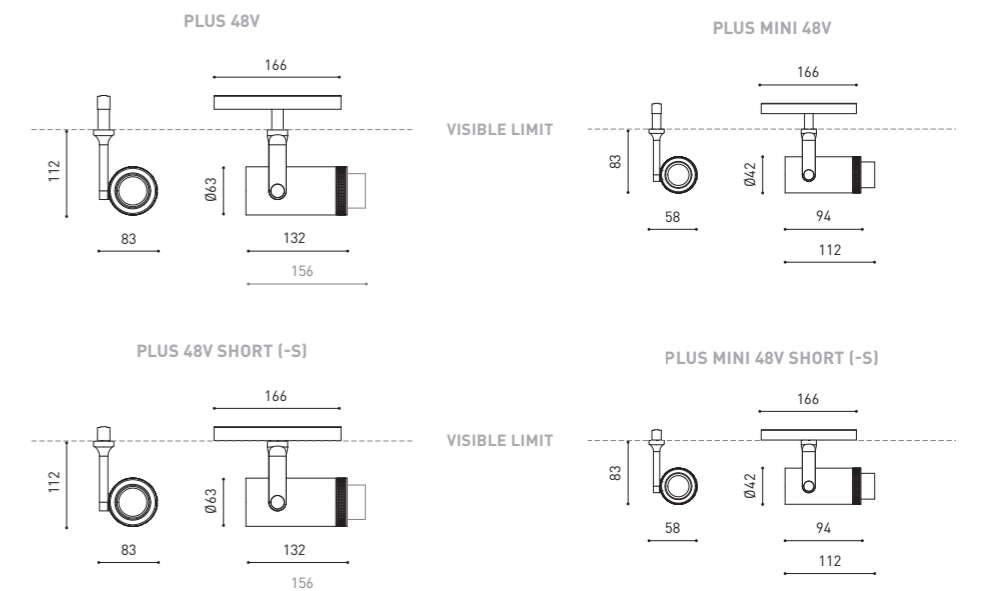


① *OPTIONS

1	No DIM
2	DIM DALI

+RE REF. ENDING EXAMPLE

∅	Track 48V	A3230010WT
-S	Track 48V Short	A3230010WT-S



COLOUR | WT □ | NT ■ | W □ | N ■ | MATERIAL | AL | OPTICAL GLASS || OPTICAL PMMA | RAL ⓘ » 536

+RE >> THE PRODUCTS FOR THE TRACK 48V SHORT, ADD "-S" AT THE END OF THE SALES REFERENCE (AFTER THE LETTERS WHICH INDICATE THE COLOUR OF THE PRODUCT).

ⓘ » PLEASE CONSULT

48V SYSTEM
iO 48V



>> MORE INFO

FINISHING	Lamp	Adaptor
WT	WT <input type="checkbox"/> N <input type="checkbox"/>	
NT	NT <input type="checkbox"/> N <input type="checkbox"/>	
WTW	WT <input type="checkbox"/> W <input type="checkbox"/>	
NTW	NT <input type="checkbox"/> W <input type="checkbox"/>	

iO 48V	+RE	P	CCT	Beam	I	Flux	LOR
A348-0- <input type="checkbox"/> -10- WT NT WTW NTW -S		4,5W	2700K	20°	500mA	485 lm	92%
A348-0- <input type="checkbox"/> -11- WT NT WTW NTW -S		4,5W	3000K	20°	500mA	505 lm	92%
A348-0- <input type="checkbox"/> -20- WT NT WTW NTW -S		4,5W	2700K	30°	500mA	485 lm	89%
A348-0- <input type="checkbox"/> -21- WT NT WTW NTW -S		4,5W	3000K	30°	500mA	505 lm	89%
A348-0- <input type="checkbox"/> -30- WT NT WTW NTW -S		4,5W	2700K	56°	500mA	485 lm	86%
A348-0- <input type="checkbox"/> -31- WT NT WTW NTW -S		4,5W	3000K	56°	500mA	505 lm	86%

48 V IP20 | CRI>90 | L80B10 > 60.000h



<input type="checkbox"/>	*OPTIONS
1	No DIM
2	DIM DALI

+RE	REF. ENDING	EXAMPLE
<input type="checkbox"/>	Track 48V	A3480110WT
-S	Track 48V Short	A3480110WT-S

OPTIONAL ACCESSORIES

NOT SOLD SEPARATELY

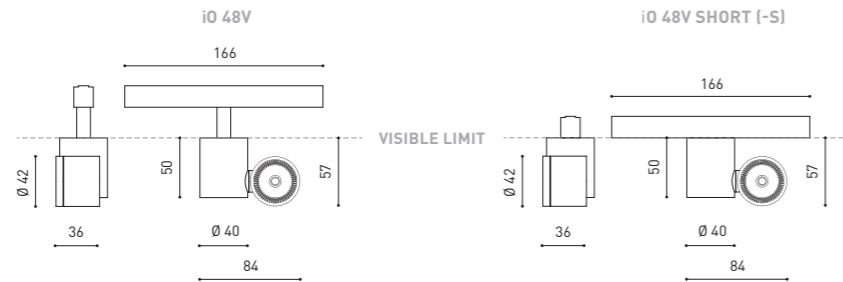
iO Beam Mixer Diffuser** 0805-01-00



iO Anti-glare Honeycomb Louver** 0806-00-00 | WT | NT |



iO High Chromatic LED** » 536



COLOUR | WT | NT | W | N | MATERIAL | AL | PC | RAL » 538

** AFFECTS THE LIGHTING PARAMETERS
*RE -> THE PRODUCTS FOR THE TRACK 48V SHORT, ADD "-S" AT THE END OF THE SALES REFERENCE (AFTER THE LETTERS WHICH INDICATE THE COLOUR OF THE PRODUCT). » PLEASE CONSULT



Casa Cruz, Valencia (Spain) | Rubén Muedra - Estudio de Arquitectura | Photography: Adrián Mora Maroto

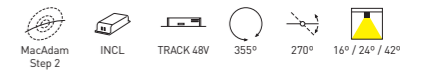
48V SYSTEM
ZEN TUBE 48V



>> MORE INFO

		+RE	P	CCT	I	Flux	LOR
ZEN TUBE 48V 1	A341-11- 00 -0- WT NT WTW NTW -S	12W	2700K	350mA	1580 lm	90%	
	A341-11- 00 -1- WT NT WTW NTW -S	12W	3000K	350mA	1640 lm	90%	
ZEN TUBE 48V 2	A341-12- 00 -0- WT NT WTW NTW -S	17W	2700K	500mA	2130 lm	90%	
	A341-12- 00 -1- WT NT WTW NTW -S	17W	3000K	500mA	2220 lm	90%	
ZEN TUBE 48V 3	A341-13- 00 -0- WT NT WTW NTW -S	23W	2700K	700mA	3070 lm	90%	
	A341-13- 00 -1- WT NT WTW NTW -S	23W	3000K	700mA	3190 lm	90%	
DALI	A341-23- 00 -0- WT NT WTW NTW -S	23W	2700K	700mA	3070 lm	90%	
	A341-23- 00 -1- WT NT WTW NTW -S	23W	3000K	700mA	3190 lm	90%	

48V | IP20 | CRI>90 | L80B10 >60,000h



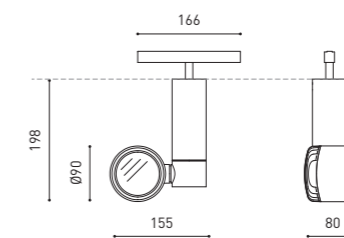
00 BEAM OPTIONS

1	16°
2	24°
3	42°

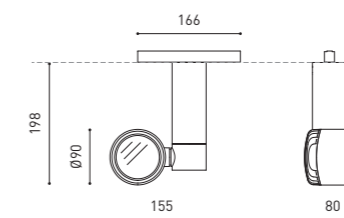
+RE	REF. ENDING	EXAMPLE
0	Track 48V	A3411110WT
-S	Track 48V Short	A3411110WT-S

FINISHING	Lamp	Adaptor
WT	WT □	N ■
NT	NT ■	N ■
WTW	WT □	W □
NTW	NT ■	W □

ZEN TUBE 48V



ZEN TUBE 48V SHORT (-S)



OPTIONAL ACCESSORIES

NOT SOLD SEPARATELY

ZEN Anti-glare Honeycomb Louver* 0702-02-00



ZEN Elliptical Refractor* 0700-08-00



ZEN Beam Mixer Diffuser* 0805-02-00



ZEN High Chromatic LED*

COLOUR | WT □ | NT ■ | W □ | N ■ |

MATERIAL | AL | GL-TRANS |

RAL ⓘ » 538

* AFFECTS THE LIGHTING PARAMETERS

» PLEASE CONSULT

+RE » THE PRODUCTS FOR THE TRACK 48V SHORT, ADD "-S" AT THE END OF THE SALES REFERENCE (AFTER THE LETTERS WHICH INDICATE THE COLOUR OF THE PRODUCT).

48V SYSTEM
TOP 48V



>> MORE INFO

TOP 48V	+RE	P	CCT	Beam	I	Flux	LOR
A339-0- Ⓞ -10- WT NT WTW NTW -S		6,5W	2700K	20°	700mA	610 lm	92%
A339-0- Ⓞ -11- WT NT WTW NTW -S		6,5W	3000K	20°	700mA	640 lm	92%
A339-0- Ⓞ -20- WT NT WTW NTW -S		6,5W	2700K	30°	700mA	610 lm	89%
A339-0- Ⓞ -21- WT NT WTW NTW -S		6,5W	3000K	30°	700mA	640 lm	89%
A339-0- Ⓞ -30- WT NT WTW NTW -S		6,5W	2700K	56°	700mA	610 lm	86%
A339-0- Ⓞ -31- WT NT WTW NTW -S		6,5W	3000K	56°	700mA	640 lm	86%

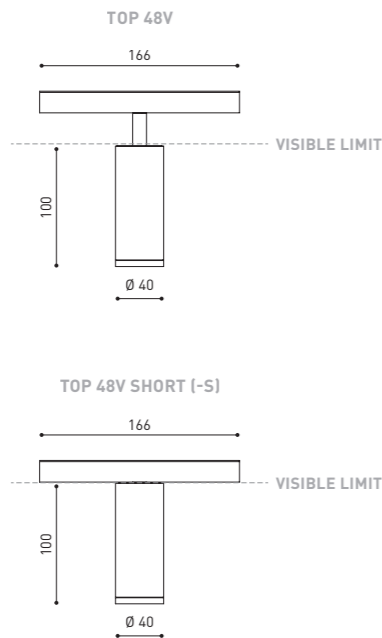
48V Ⓞ IP20 | CRI>90 | L80B10 >60.000h



FINISHING	Lamp	Adaptor
WT	WT □ N ■	
NT	NT ■ N ■	
WTW	WT □ W □	
NTW	NT ■ W □	

Ⓞ	*OPTIONS
1	No DIM
2	DIM DALI

+RE	REF. ENDING	EXAMPLE
⌀	Track 48V	A3390110WT
-S	Track 48V Short	A3390110WT-S

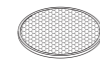


OPTIONAL ACCESSORIES
NOT SOLD SEPARATELY

TOP Beam Mixer Diffuser** 0805-01-00



TOP Anti-glare Honeycomb Louver** 0807-00-00 | WT | NT |



TOP High Chromatic LED** ⓘ » 536

COLOUR | WT □ | NT ■ | W □ | N ■ | MATERIAL | AL | PC | RAL ⓘ » 538

** AFFECTS THE LIGHTING PARAMETERS
*RE >> THE PRODUCTS FOR THE TRACK 48V SHORT, ADD "-S" AT THE END OF THE SALES REFERENCE (AFTER THE LETTERS WHICH INDICATE THE COLOUR OF THE PRODUCT). ⓘ » PLEASE CONSULT



>> MORE INFO

TOP Mini 48V	+RE	P	CCT	Beam	I	Flux	LOR
A340-0- Ⓞ -10- WT NT WTW NTW -S		6,5W	2700K	20°	700mA	610 lm	92%
A340-0- Ⓞ -11- WT NT WTW NTW -S		6,5W	3000K	20°	700mA	640 lm	92%
A340-0- Ⓞ -20- WT NT WTW NTW -S		6,5W	2700K	30°	700mA	610 lm	89%
A340-0- Ⓞ -21- WT NT WTW NTW -S		6,5W	3000K	30°	700mA	640 lm	89%
A340-0- Ⓞ -30- WT NT WTW NTW -S		6,5W	2700K	56°	700mA	610 lm	86%
A340-0- Ⓞ -31- WT NT WTW NTW -S		6,5W	3000K	56°	700mA	640 lm	86%

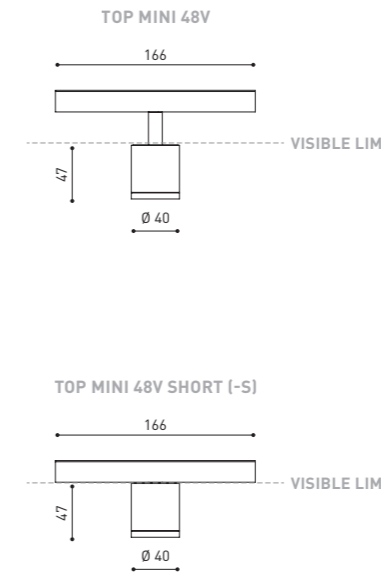
48V Ⓞ IP20 | CRI>90 | L80B10 >60.000h



FINISHING	Lamp	Adaptor
WT	WT □ N ■	
NT	NT ■ N ■	
WTW	WT □ W □	
NTW	NT ■ W □	

Ⓞ	*OPTIONS
1	No DIM
2	DIM DALI

+RE	REF. ENDING	EXAMPLE
⌀	Track 48V	A3400110WT
-S	Track 48V Short	A3400110WT-S

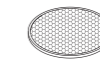


OPTIONAL ACCESSORIES
NOT SOLD SEPARATELY

TOP Beam Mixer Diffuser** 0805-01-00



TOP Anti-glare Honeycomb Louver** 0807-00-00 | WT | NT |



TOP High Chromatic LED** ⓘ » 536

COLOUR | WT □ | NT ■ | W □ | N ■ | MATERIAL | AL | PC | RAL ⓘ » 538

** AFFECTS THE LIGHTING PARAMETERS
*RE >> THE PRODUCTS FOR THE TRACK 48V SHORT, ADD "-S" AT THE END OF THE SALES REFERENCE (AFTER THE LETTERS WHICH INDICATE THE COLOUR OF THE PRODUCT). ⓘ » PLEASE CONSULT



48V SYSTEM LINE 48V



>> MORE INFO

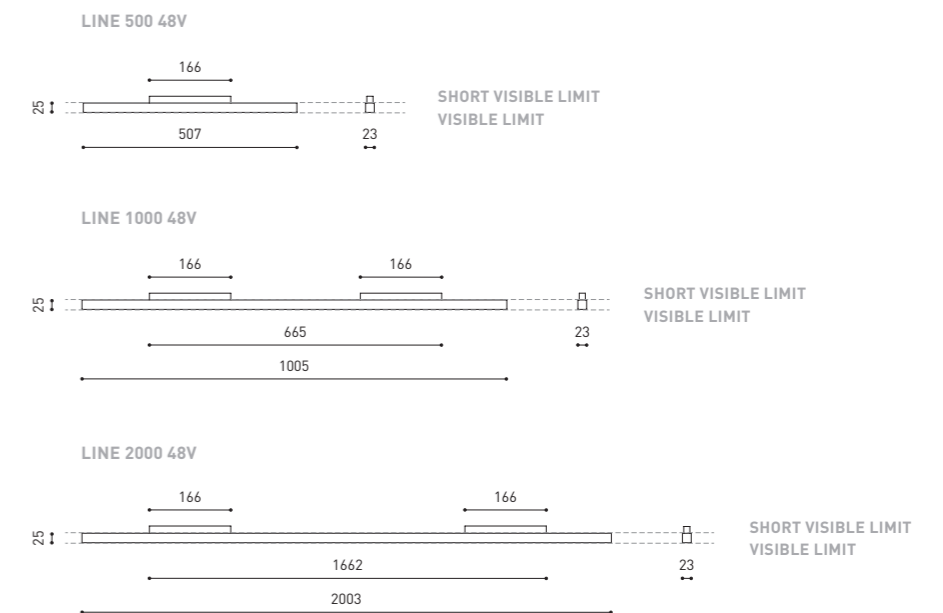
		P	CCT	I	Flux	LOR
LINE 500 48V	A376-10- Ⓞ -0- N W**	10,5W	2700K	350mA	1500 lm	43%
	A376-10- Ⓞ -1- N W**	10,5W	3000K	350mA	1600 lm	43%
	A376-10- Ⓞ -2- N W**	10,5W	4000K	350mA	1650 lm	43%
LINE 1000 48V	A376-20- Ⓞ -0- N W**	21W	2700K	700mA	3000 lm	43%
	A376-20- Ⓞ -1- N W**	21W	3000K	700mA	3200 lm	43%
	A376-20- Ⓞ -2- N W**	21W	4000K	700mA	3300 lm	43%
LINE 2000 48V	A376-30- Ⓞ -0- N W**	42W	2700K	700mA	6000 lm	43%
	A376-30- Ⓞ -1- N W**	42W	3000K	700mA	6400 lm	43%
	A376-30- Ⓞ -2- N W**	42W	4000K	700mA	6600 lm	43%

48V | III IP20 | CRI>90 | L80B10 >60.000h



Ⓞ *OPTIONS

1	No DIM
2	DIM DALI



COLOUR | N ■ | W □ | MATERIAL | AL | PC |

RAL ⓘ » 538

** NOT SUGGESTED FOR TRACK 48V SHORT

Ⓞ ⓘ » PLEASE CONSULT

48V SYSTEM

BLACK FOSTER MICRO 48V



>> MORE INFO



>> MORE INFO

		P	CCT	I	Flux	LOR
BLACK FOSTER Micro 48V 5	A416-20- 0-0- N	7W	2700K	500mA	775 lm	87%
	A416-20- 0-1- N	7W	3000K	500mA	800 lm	87%
	A416-20- 0-2- N	7W	4000K	500mA	850 lm	87%

48 V | III IP20 | CRI>90 | L90B10 >60.000h



		P	CCT	I	Flux	LOR
BLACK FOSTER Micro 48V 10	A416-50- 0-0- N	14W	2700K	500mA	1550 lm	87%
	A416-50- 0-1- N	14W	3000K	500mA	1600 lm	87%
	A416-50- 0-2- N	14W	4000K	500mA	1700 lm	87%

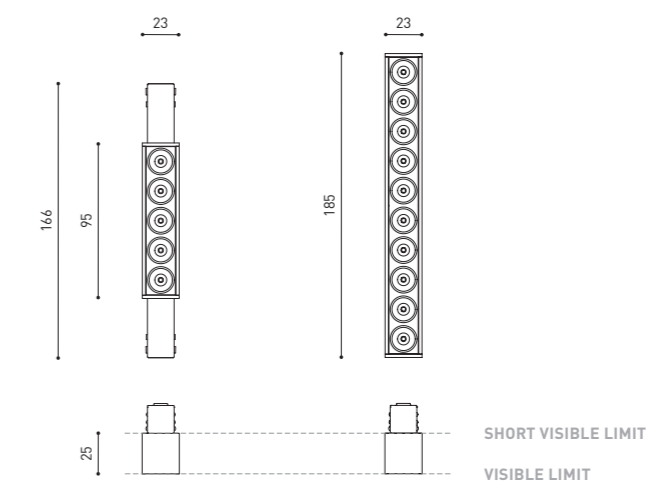
48 V | III IP20 | CRI>90 | L90B10 >60.000h



0 OPTIONS*

1	No DIM
2	DIM DALI

BLACK FOSTER MICRO 48V 5 BLACK FOSTER MICRO 48V 10



COLOUR | N ■ | MATERIAL | AL | ABS+PC |

RAL ⓘ » 538

» PLEASE CONSULT

48V SYSTEM
STICK 48V



>> MORE INFO

STICK 48V	P	CCT	Beam	I	Flux	LOR
A40-○-⊙-⊙-10- WT NT MG WTW NTW MGW	5,6W	2700K	22°	500mA	530 lm	84%
A40-○-⊙-⊙-11- WT NT MG WTW NTW MGW	5,6W	3000K	22°	500mA	600 lm	84%
A40-○-⊙-⊙-20- WT NT MG WTW NTW MGW	5,6W	2700K	37°	500mA	530 lm	82%
A40-○-⊙-⊙-21- WT NT MG WTW NTW MGW	5,6W	3000K	37°	500mA	600 lm	82%
A40-○-⊙-⊙-30- WT NT MG WTW NTW MGW	5,6W	2700K	46°	500mA	530 lm	81%
A40-○-⊙-⊙-31- WT NT MG WTW NTW MGW	5,6W	3000K	46°	500mA	600 lm	81%

48V | III | IP20 | CRI>90 | L80B10 > 60.000h

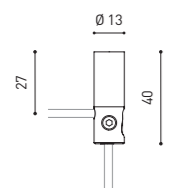


○ STICK LENGTH	⊙ CORD LENGTH-L	⊙ OPTIONS*
7 STICK 22 220 mm	0 2 m	1 No DIM
8 STICK 44 440 mm	2 5 m	2 DIM DALI
9 STICK 66 660 mm		

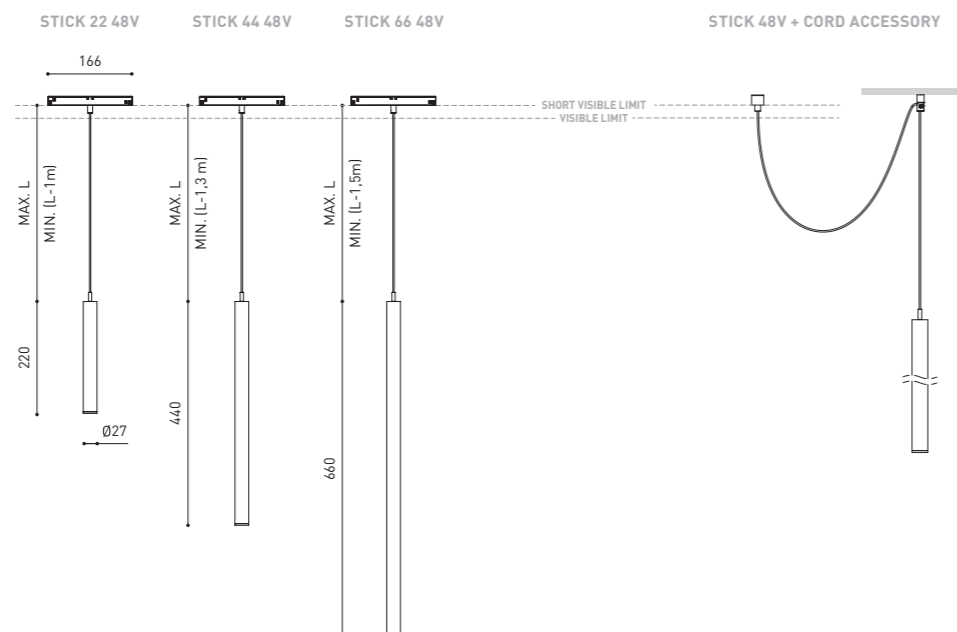
OPTIONAL ACCESSORY

CORD Accessory

0223-00-00- | N |



FINISHING	Lamp	Adaptor
WT	WT □ N ■	
NT	NT ■ N ■	
MG	MG ■ N ■	
WTW	WT □ W □	
NTW	NT ■ W □	
MGW	MG ■ W □	




COLOUR | WT □ | NT ■ | MG ■ | W □ | N ■ |

MATERIAL | AL | ABS+PC |

RAL ⓘ » 538

Ⓢ » PLEASE CONSULT



48V SYSTEM HOLLY 48V



>> MORE INFO

HOLLY 48V										P	CCT	Beam	I	Flux	LOR											
A349-	⊘	-1-00-		WT		NT		MC		MG		WTW		NTW		MCW		MGW		2,1W	2700K	19°	700mA	190lm	90%	
A349-	⊘	-1-01-		WT		NT		MC		MG		WTW		NTW		MCW		MGW		2,1W	3000K	19°	700mA	210lm	90%	
A349-	⊘	-1-10-		WT		NT		MC		MG		WTW		NTW		MCW		MGW		2,1W	2700K	38°	700mA	190lm	92%	
A349-	⊘	-1-11-		WT		NT		MC		MG		WTW		NTW		MCW		MGW		2,1W	3000K	38°	700mA	210lm	92%	
A349-	⊘	-2-00-		WT		NT		MC		MG		WTW		NTW		MCW		MGW		2,1W	2700K	19°	700mA	190lm	90%	
A349-	⊘	-2-01-		WT		NT		MC		MG		WTW		NTW		MCW		MGW		2,1W	3000K	19°	700mA	210lm	90%	
A349-	⊘	-2-10-		WT		NT		MC		MG		WTW		NTW		MCW		MGW		2,1W	2700K	38°	700mA	190lm	92%	
DALI	A349-	⊘	-2-11-		WT		NT		MC		MG		WTW		NTW		MCW		MGW		2,1W	3000K	38°	700mA	210lm	92%

48 V | IP20 | CRI>90 | L80B10 > 60.000h



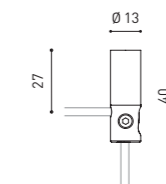
⊘	SUSPENSION DISTANCE
0	2 m
1	3 m
2	5 m

ADJUSTMENT RANGE 2m

OPTIONAL ACCESSORY

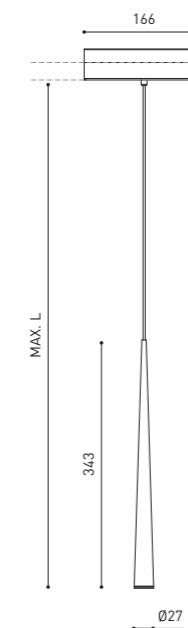
CORD Accessory

0223-00-00- | W | N |

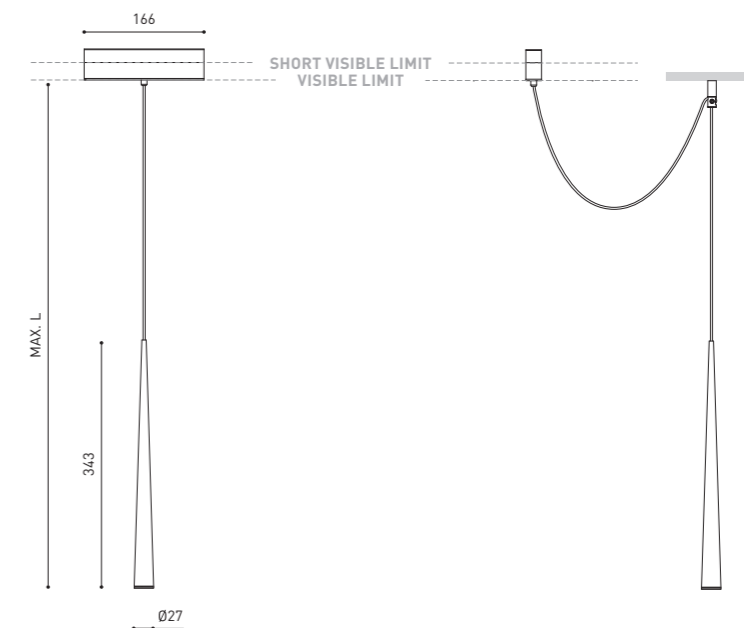


FINISHING	Lamp	Adaptor	Cord
WT	WT <input type="checkbox"/>	N <input type="checkbox"/>	W <input type="checkbox"/>
NT	NT <input type="checkbox"/>	N <input type="checkbox"/>	N <input type="checkbox"/>
MC	MC <input type="checkbox"/>	N <input type="checkbox"/>	N <input type="checkbox"/>
MG	MG <input type="checkbox"/>	N <input type="checkbox"/>	N <input type="checkbox"/>
WTW	WT <input type="checkbox"/>	W <input type="checkbox"/>	W <input type="checkbox"/>
NTW	NT <input type="checkbox"/>	W <input type="checkbox"/>	N <input type="checkbox"/>
MCW	MC <input type="checkbox"/>	W <input type="checkbox"/>	W <input type="checkbox"/>
MGW	MG <input type="checkbox"/>	W <input type="checkbox"/>	W <input type="checkbox"/>

HOLLY 48V TRACK



HOLLY 48V TRACK + CORD ACCESSORY



COLOUR | WT | NT | MC | MG | W | N | MATERIAL | AL | ABS | RAL » 538

» PLEASE CONSULT



Vivienda Oie / Studio PSD | Photography: David Zarzoso

48V SYSTEM SPIN 48V



>> MORE INFO

SPIN 48V

	P	CCT	Beam	I	Flux	LOR
A350-Ⓞ-1-00- WT NT MC MG WTW NTW MCW MGW	6,5W	2700K	24°	700mA	600 lm	86%
A350-Ⓞ-1-01- WT NT MC MG WTW NTW MCW MGW	6,5W	3000K	24°	700mA	630 lm	86%
A350-Ⓞ-1-10- WT NT MC MG WTW NTW MCW MGW	6,5W	2700K	40°	700mA	600 lm	84%
A350-Ⓞ-1-11- WT NT MC MG WTW NTW MCW MGW	6,5W	3000K	40°	700mA	630 lm	84%
A350-Ⓞ-2-00- WT NT MC MG WTW NTW MCW MGW	6,5W	2700K	24°	700mA	600 lm	86%
A350-Ⓞ-2-01- WT NT MC MG WTW NTW MCW MGW	6,5W	3000K	24°	700mA	630 lm	86%
A350-Ⓞ-2-10- WT NT MC MG WTW NTW MCW MGW	6,5W	2700K	40°	700mA	600 lm	84%
DALI A350-Ⓞ-2-11- WT NT MC MG WTW NTW MCW MGW	6,5W	3000K	40°	700mA	630 lm	84%

48 V | IP20 | CRI>90 | L80B10 >60.000h



Ⓞ SUSPENSION DISTANCE

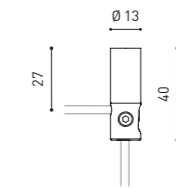
0	2 m
1	3 m
2	5 m

ADJUSTMENT RANGE 2m

OPTIONAL ACCESSORY

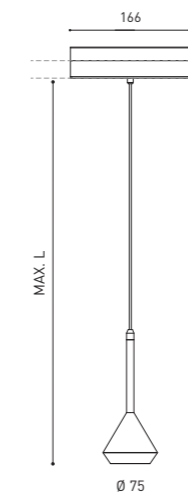
CORD Accessory

0223-00-00- | W | N |

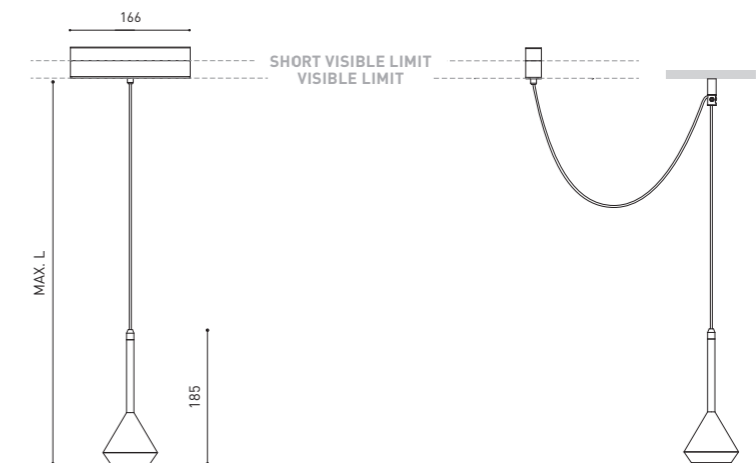


FINISHING	Lamp	Adaptor	Cord
WT	WT <input type="checkbox"/>	N <input type="checkbox"/>	W <input type="checkbox"/>
NT	NT <input type="checkbox"/>	N <input type="checkbox"/>	N <input type="checkbox"/>
MC	MC <input type="checkbox"/>	N <input type="checkbox"/>	N <input type="checkbox"/>
MG	MG <input type="checkbox"/>	N <input type="checkbox"/>	N <input type="checkbox"/>
WTW	WT <input type="checkbox"/>	W <input type="checkbox"/>	W <input type="checkbox"/>
NTW	NT <input type="checkbox"/>	W <input type="checkbox"/>	N <input type="checkbox"/>
MCW	MC <input type="checkbox"/>	W <input type="checkbox"/>	W <input type="checkbox"/>
MGW	MG <input type="checkbox"/>	W <input type="checkbox"/>	W <input type="checkbox"/>

SPIN 48V

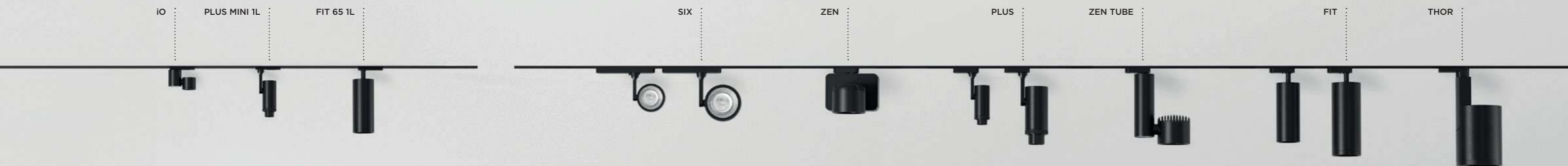


SPIN 48V + CORD ACCESSORY



COLOUR | WT | NT | MC | MG | W | N | MATERIAL | AL | PMMA | RAL » 538

» PLEASE CONSULT



Track 1L

RECESSED · SURFACE / SUSPENSION

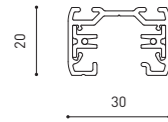

Track 3L

RECESSED · SURFACE / SUSPENSION

iO	PLUS MINI 1L	FIT 65 1L	SIX — M / L	ZEN	PLUS — PLUS MINI / PLUS	ZEN TUBE	FIT — 65 / 80	THOR
4,5W	4,5W	10,3W	11,5 - 24,5 W	12 / 17 / 23 W	4,5 / 10,4 W	12 / 17 / 23 W	10,3 / 19 W	27 / 36 W
2700 / 3000 / 4000 K	2700 / 3000 / 4000 K	3000 / 4000 K	2700 / 3000 / 4000 K	3000 / 4000 K	2700 / 3000 / 4000 K	3000 / 4000 K	3000 / 4000 K	3000 / 4000 K
485 - 520 Lm	480 - 515 Lm	1300 / 1320 Lm	1600 - 3000 Lm	1640 - 3240 Lm	480 - 1330 Lm	1640 - 3240 Lm	1300 - 2540 Lm	3750 - 4820 Lm
20 / 30 / 56° BEAM	10 - 41° BEAM	18 / 26 / 36° BEAM	17 - 38° BEAM	16 / 24 / 42° BEAM	10 - 14° / 12 - 51° BEAM	16 / 24 / 42° BEAM	18 - 37° BEAM	17 / 28 / 40° BEAM
86 - 92 % LOR	20 - 40 % LOR	84 - 90 % LOR	90 - 93 % LOR	90% LOR	20 - 40 % LOR	90% LOR	84 - 93 % LOR	90% LOR

SYSTEM
TRACK 1L

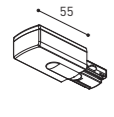
SURFACE & SUSPENDED



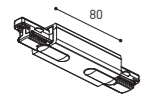
TRACK 1L 1m	A264-01-00- B N
TRACK 1L 2m	A264-02-00- B N
TRACK 1L 3m	A264-03-00- B N



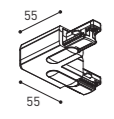
POLARITY
GROOVE



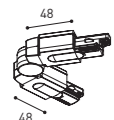
TRACK 1L Live-End Connector
A264-00-01- B N
A264-00-02- B N



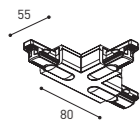
TRACK 1L Central Connector
A264-00-03- B N



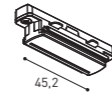
TRACK 1L 90° Angle
A264-00-06- B N
A264-00-07- B N



TRACK 1L Corner Connector
A264-00-15- B N



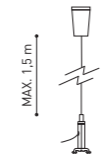
TRACK 1L T-Joint
A264-00-16- B N
A264-00-17- B N



TRACK 1L Contact Joint
A264-00-04- B N

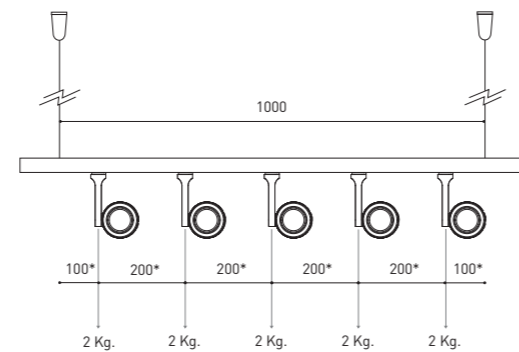


TRACK 1L End
A264-00-13- B N



TRACK 1L Suspension Kit
A264-00-14- WT NT

At least 2 units needed



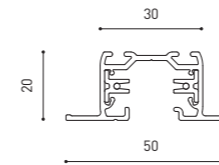

*minimum distance [mm.]

COLOUR | B □ | N ■ | WT □ | NT ■ |

RAL ⓘ » 538

SYSTEM
TRACK 1L

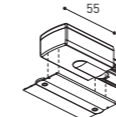
FLUSH MOUNTING



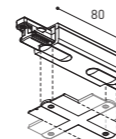
TRACK 1L FLUSH 1m	A264-11-00- B N
TRACK 1L FLUSH 2m	A264-12-00- B N
TRACK 1L FLUSH 3m	A264-13-00- B N



POLARITY
GROOVE



TRACK 1L FLUSH Live-End Connector
A264-00-01- B N
A264-00-02- B N



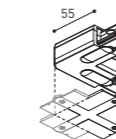
TRACK 1L FLUSH Cover Plate
A264-10-19- B N

Mandatory for installation

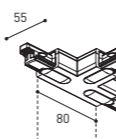
TRACK 1L FLUSH Central Connector
A264-00-03- B N

TRACK 1L FLUSH Corner Cover Plate
A264-10-20- B N

Mandatory for installation



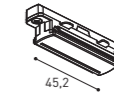
TRACK 1L FLUSH 90° Angle
A264-00-06- B N
A264-00-07- B N



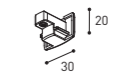
TRACK 1L FLUSH T-Joint
A264-00-16- B N
A264-00-17- B N

TRACK 1L FLUSH Corner Cover Plate
A264-10-20- B N

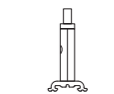
Mandatory for installation



TRACK 1L Contact Joint
A264-00-04- B N

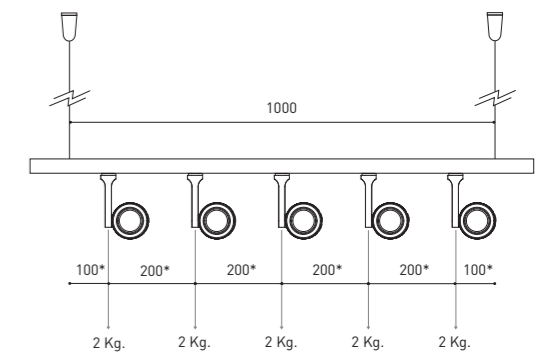


TRACK 1L End
A264-00-13- B N



TRACK 1L FLUSH Suspension Kit
A264-10-15

For wire 1,5 mm [Not Included]




*minimum distance [mm.]

COLOUR | B □ | N ■ |

RAL ⓘ » 538

RECOMMENDED FOR INSTALLATIONS WHERE THE PROFILE CAN BE INSTALLED BEFORE THE FALSE PLASTERBOARD CEILING (THICKNESS 12,5mm.)



iO



EXTENDED FAMILY

Magnetic iO Micro_P.180 · iO Surface_P.241
iO Micro 24V_P.371 · iO 48V_P.396

Struhal Gallery, Madrid (Spain) | Francesc Rife Studio | Photography: David Zarzoso



>> MORE INFO

				P	CCT	Beam	I	Flux	LOR
iO	A262-00-10-	WT	NT	4,5W	2700K	20°	500mA	485 lm	92%
	A262-00-11-	WT	NT	4,5W	3000K	20°	500mA	505 lm	92%
	A262-00-12-	WT	NT	4,5W	4000K	20°	500mA	520 lm	92%
	A262-00-20-	WT	NT	4,5W	2700K	30°	500mA	485 lm	89%
	A262-00-21-	WT	NT	4,5W	3000K	30°	500mA	505 lm	89%
	A262-00-22-	WT	NT	4,5W	4000K	30°	500mA	520 lm	89%
	A262-00-30-	WT	NT	4,5W	2700K	56°	500mA	485 lm	86%
	A262-00-31-	WT	NT	4,5W	3000K	56°	500mA	505 lm	86%
	A262-00-32-	WT	NT	4,5W	4000K	56°	500mA	520 lm	86%

220 V~ | IP20 | CRI>90 | L80B10 > 60.000h



OPTIONAL ACCESSORIES

NOT SOLD SEPARATELY

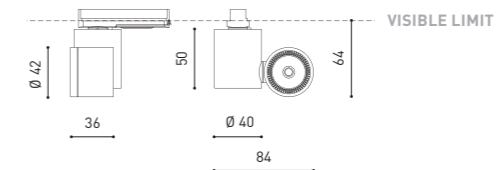
iO Beam Mixer Diffuser* 0805-01-00



iO Anti-glare Honeycomb Louver* 0806-00-00 | WT | NT |



iO High Chromatic LED* ⓘ » 536




COLOUR | WT □ | NT ■ |

MATERIAL | AL | PC |

TRACK 1L ⓘ » 414

* AFFECTS THE LIGHTING PARAMETERS



Plus

EXTENDED FAMILY

Magnetic Plus Micro_P.173 · Plus Recessed_P.195
 Plus Micro 24V_P.362 · Plus 48V_P.395 · Plus_P.435
 Black Foster Plus Mini_P.468

John Brown Projects | Photography: Eugeni Pons

PREMIO
 ADCV 2019
 ORO



>> MORE INFO

				P	CCT	Beam	I	Flux	LOR
PLUS Mini 1L	A327-00-20-	WT	NT	4,5W	2700K	10°-41°	500mA	480 lm	20-40%
	A327-00-21-	WT	NT	4,5W	3000K	10°-41°	500mA	500 lm	20-40%
	A327-00-22-	WT	NT	4,5W	4000K	10°-41°	500mA	515 lm	20-40%

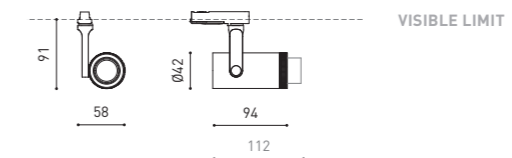
220
240 V~ | IP20 | CRI>90 | L80B10
> 60.000h



OPTIONAL

PLUS MINI High Chromatic LED » 536

NOT SOLD SEPARATELY | AFFECTS THE LIGHTING PARAMETERS



COLOUR | WT | NT |

MATERIAL | AL | OPTICAL PMMA |

TRACK 1L » 414

Fit



>> MORE INFO

				P	CCT	Beam	I	Flux	LOR
FIT 65 1L	A366-01-11-	WT	NT	10,3W	3000K	18°	300mA	1300 lm	90%
	A366-01-12-	WT	NT	10,3W	4000K	18°	300mA	1320 lm	90%
	A366-01-21-	WT	NT	10,3W	3000K	26°	300mA	1300 lm	88%
	A366-01-22-	WT	NT	10,3W	4000K	26°	300mA	1320 lm	88%
	A366-01-31-	WT	NT	10,3W	3000K	36°	300mA	1300 lm	84%
	A366-01-32-	WT	NT	10,3W	4000K	36°	300mA	1320 lm	84%

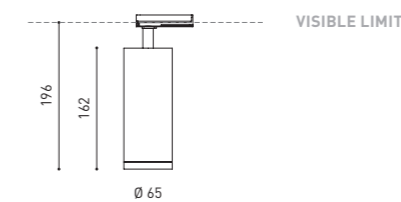
220 V~ | IP20 | CRI>90 | L80B10 >60.000h



OPTIONAL ACCESSORY

FIT 65 Anti-glare Honeycomb Louver * A356-00-00

NOT SOLD SEPARATELY



EXTENDED FAMILY
 Magnetic Fit_P.174 · Fit Recessed_P.191
 Fit 24V_P.372 · Fit 48V_P.386 · Fit_P.431
 Black Foster Fit 35_P.471

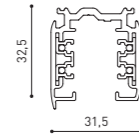
COLOUR | WT □ | NT ■ | MATERIAL | AL | PC

TRACK 1L ⓘ » 414

* ACCESSORY AFFECTS THE LIGHTING PARAMETERS

SYSTEM TRACK 3L

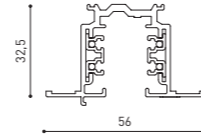

TRACK 3L+N SURFACE & SUSPENDED



TRACK 3L 1m	A282-01-00- B N
TRACK 3L 2m	A282-02-00- B N
TRACK 3L 3m	A282-03-00- B N



TRACK 3L+N FLUSH MOUNTING*



TRACK 3L FLUSH 1m	A282-11-00- B N
TRACK 3L FLUSH 2m	A282-12-00- B N
TRACK 3L FLUSH 3m	A282-13-00- B N



WEIGHT BEAR CAPACITY

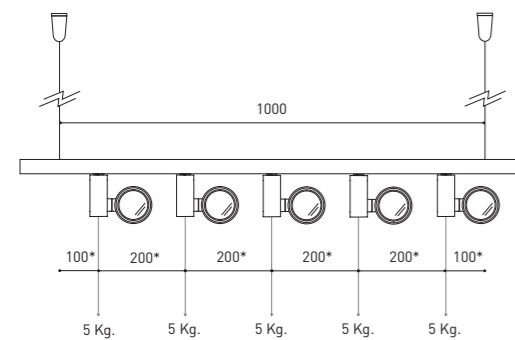
Distancia de fijación y capacidad de carga.
Distancia fijación recomendada l- 1000 mm.

Fastening distance and loading capacity.
Recommended fastening distance l- 1000 mm.

Distance de fixation et capacité de charge.
Distance de fixation recommandée l- 1000 mm.

Distanza di installazione e capacità di carico.
Distanza consigliata di fissazione l- 1000 mm.

Befestigungsabstand und Belastbarkeit.
Empfohlener Abstand l- 1000 mm.



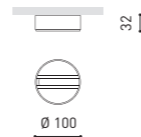
*minimum distance (mm.)

OPTIONAL ACCESSORIES

FIT MODEL: ACCESSORIES ONLY IN BLACK FINISH
SIX MODEL: ACCESSORIES NOT AVAILABLE

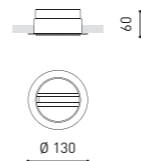
TRACKLIGHT Surface Adapter

0000-55-43- W
0000-55-39- N

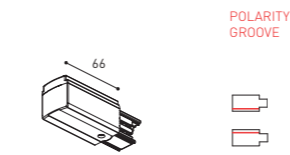


TRACKLIGHT Recessed Adapter

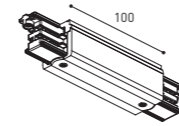
0000-55-44- W
0000-55-40- N



SURFACE & SUSPENDED



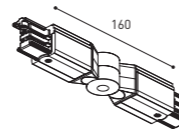
TRACK 3L Live-End Connector
A282-00-01- B N
A282-00-02- B N



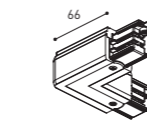
TRACK 3L Central Connector
A282-00-03- B N



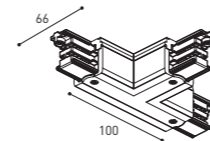
TRACK 3L Fixation Kit
A219-21-06- B N



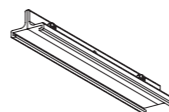
TRACK 3L Universal Angle
A282-00-15- B N



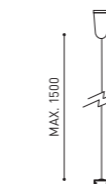
TRACK 3L 90° Angle
A282-00-06- B N
A282-00-07- B N



TRACK 3L T Joint
A282-00-16- B N
A282-00-17- B N



TRACK 3L Mechanical Joint
A219-21-11- B N

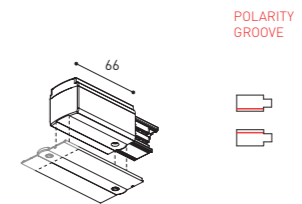


TRACK 3L Suspension Kit
A219-21-10- B N
At least 2 units needed

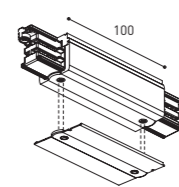
COLOUR | B □ | N ■ | W □ |

* RECOMMENDED FOR INSTALLATIONS WHERE THE PROFILE CAN BE INSTALLED BEFORE THE FALSE PLASTERBOARD CEILING (THICKNESS 12,5mm.)

FLUSH MOUNTING*



TRACK 3L Live-End Connector
A282-00-01- B N
A282-00-02- B N

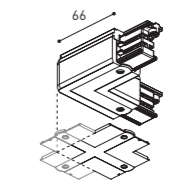


TRACK 3L FLUSH Cover Plate
A282-10-19- B N
Mandatory for installation

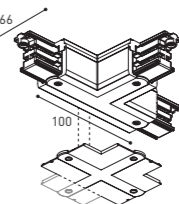


TRACK 3L Central Connector
A282-00-03- B N

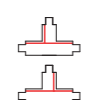
TRACK 3L FLUSH Cover Plate
A282-10-19- B N
Mandatory for installation



TRACK 3L 90° Angle
A282-00-06- B N
A282-00-07- B N



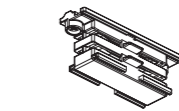
TRACK 3L FLUSH Corner Cover Plate
A282-10-20- B N
Mandatory for installation



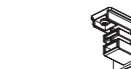
TRACK 3L T Joint
A282-00-16- B N
A282-00-17- B N

TRACK 3L FLUSH Corner Cover Plate
A282-10-20- B N
Mandatory for installation

SURFACE & SUSP. / FLUSH MOUNTING



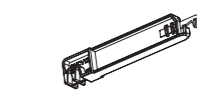
TRACK Contact Joint
A282-00-04- B N



TRACK End
A219-20-02- B N



TRACK Clamp Kit for M6 ROD
A219-21-21- B

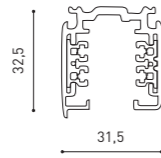


TRACK Bending Tool
A282-00-00
For tracks its length has been modified

RAL ⓘ » 538

SYSTEM
TRACK 3L - DIM

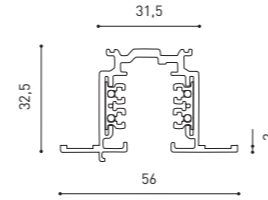

TRACK 3L+N SURFACE & SUSPENDED



TRACK 3L 1m	A219-21-01-	B	N
TRACK 3L 2m	A219-21-02-	B	N
TRACK 3L 3m	A219-21-03-	B	N



TRACK 3L+N FLUSH MOUNTING*



TRACK 3L FLUSH 1m	A219-22-01-	B	N
TRACK 3L FLUSH 2m	A219-22-02-	B	N
TRACK 3L FLUSH 3m	A219-22-03-	B	N



WEIGHT BEAR CAPACITY

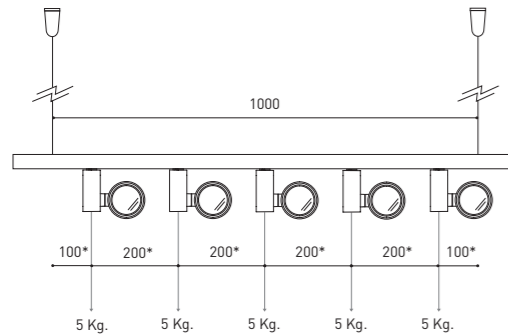
Distancia de fijación y capacidad de carga.
Distancia fijación recomendada l- 1000 mm.

Fastening distance and loading capacity.
Recommended fastening distance l- 1000 mm.

Distance de fixation et capacité de charge.
Distance de fixation recommandée l- 1000 mm.

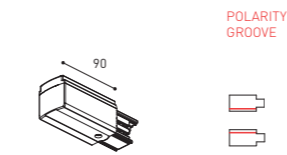
Distanza di installazione e capacità di carico.
Distanza consigliata di fissazione l- 1000 mm.

Befestigungsabstand und Belastbarkeit.
Empfohlener Abstand l- 1000 mm.

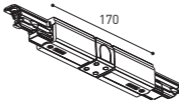


*minimum distance (mm.)

SURFACE & SUSPENDED



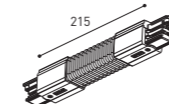
TRACK 3L Live-End Connector
A219-21-04- B N
A219-21-12- B N



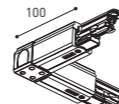
TRACK 3L Central Connector
A219-21-05- B N



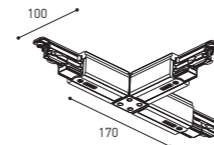
TRACK 3L Fixation Kit
A219-21-06- B N



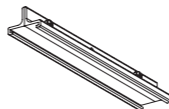
TRACK 3L Universal Angle
A219-21-07- B N



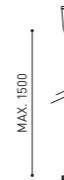
TRACK 3L 90° Angle
A219-21-08- B N
A219-21-13- B N



TRACK 3L T Joint
A219-21-09- B N
A219-21-14- B N



TRACK 3L Mechanical Joint
A219-21-11- B N

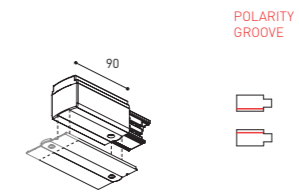


TRACK 3L Suspension Kit
A219-21-10- B N
At least 2 units needed

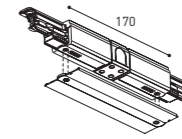
COLOUR | B □ | N ■ |

* RECOMMENDED FOR INSTALLATIONS WHERE THE PROFILE CAN BE INSTALLED BEFORE THE FALSE PLASTERBOARD CEILING (THICKNESS 12,5mm.)

FLUSH MOUNTING*



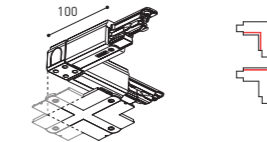
TRACK 3L FLUSH Live-End Connector
A219-21-04- B N
A219-21-12- B N



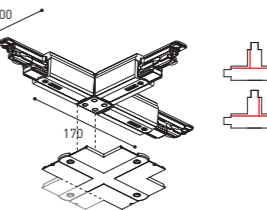
TRACK 3L FLUSH Central Connector
A219-21-05- B N



TRACK 3L FLUSH Ceiling Kit
A219-22-06- B

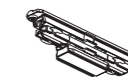


TRACK 3L FLUSH 90° Angle
A219-21-08- B N
A219-21-13- B N



TRACK 3L FLUSH Corner Cover Plate
A219-22-11- B N
Mandatory for installation
TRACK 3L T Joint
A219-21-09- B N
A219-21-14- B N
TRACK 3L FLUSH Corner Cover Plate
A219-22-11- B N
Mandatory for installation

SURFACE & SUSP. / FLUSH MOUNTING



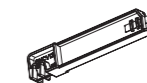
TRACK Contact Joint
A219-20-01- B N



TRACK End
A219-20-02- B N



TRACK Clamp Kit for M6 ROD
A219-21-21- B



TRACK Bending Tool
A282-00-00

For tracks its length has been modified

RAL ⓘ » 538



>> MORE INFO

				P	CCT	Beam	I	Flux	LOR
SIX L 1	A286-11-10-	WT	NT	11,5W	2700K	17°	350mA	1600 lm	93%
	A286-11-11-	WT	NT	11,5W	3000K	17°	350mA	1650 lm	93%
	A286-11-12-	WT	NT	11,5W	4000K	17°	350mA	1700 lm	93%
	A286-11-30-	WT	NT	11,5W	2700K	26°	350mA	1600 lm	93%
	A286-11-31-	WT	NT	11,5W	3000K	26°	350mA	1650 lm	93%
	A286-11-32-	WT	NT	11,5W	4000K	26°	350mA	1700 lm	93%
	A286-11-20-	WT	NT	11,5W	2700K	34°	350mA	1600 lm	90%
	A286-11-21-	WT	NT	11,5W	3000K	34°	350mA	1650 lm	90%
	A286-11-22-	WT	NT	11,5W	4000K	34°	350mA	1700 lm	90%
SIX L 2	A286-2-⊙-10-	WT	NT	24,5W	2700K	17°	700mA	2850 lm	93%
	A286-2-⊙-11-	WT	NT	24,5W	3000K	17°	700mA	2950 lm	93%
	A286-2-⊙-12-	WT	NT	24,5W	4000K	17°	700mA	3000 lm	93%
	A286-2-⊙-30-	WT	NT	24,5W	2700K	26°	700mA	2850 lm	93%
	A286-2-⊙-31-	WT	NT	24,5W	3000K	26°	700mA	2950 lm	93%
	A286-2-⊙-32-	WT	NT	24,5W	4000K	26°	700mA	3000 lm	93%
	A286-2-⊙-20-	WT	NT	24,5W	2700K	34°	700mA	2850 lm	90%
	A286-2-⊙-21-	WT	NT	24,5W	3000K	34°	700mA	2950 lm	90%
	A286-2-⊙-22-	WT	NT	24,5W	4000K	34°	700mA	3000 lm	90%

220 V~ | IP20 | CRI>90 | L80B10 > 40.000h



⊙ *OPTIONS

1	No DIM
4	DIM DALI

OPTIONAL

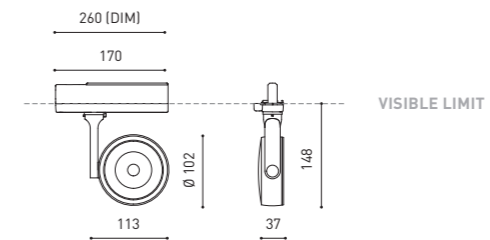
SIX L High Chromatic LED ⓘ » 536
NOT SOLD SEPARATELY | AFFECTS THE LIGHTING PARAMETERS

Six



EXTENDED FAMILY

Magnetic Six XS_P.179 · Six Recessed_P.185
Six XS 24V_P.362 · Six 48V_P.383 · Black Foster Six S_P.471



COLOUR | WT □ | NT ■ | MATERIAL | AL | PC |

TRACK 3L ⓘ » 422

ⓘ » PLEASE CONSULT



Exhibition - La Ilustre Cerámica, Alcora (Spain) | Maqta Arquitectura | Photography: Héctor Rubio

AGLAMANIA ROCALLA
Alcora 18 cm. Anillo 40 cm.

Una espectacular obra de arte cerámica, el modelo AGLAMANIA ROCALLA, se compone de un cuerpo y un pedestal de cerámica, en un diseño que combina la tradición de la cerámica de Alcora con la modernidad de la iluminación LED. El cuerpo de la pieza está decorado con un elaborado diseño de azulejos, que representa una escena de la vida cotidiana en Alcora. El pedestal es de cerámica blanca, con un diseño que recuerda a la arquitectura tradicional de Alcora. La pieza mide 18 cm de alto y 40 cm de ancho.



>> MORE INFO

				P	CCT	Beam	I	Flux	LOR
SIX M 1	A331-11-10-	WT	NT	11,5W	2700K	19°	350mA	1600 lm	93%
	A331-11-11-	WT	NT	11,5W	3000K	19°	350mA	1650 lm	93%
	A331-11-12-	WT	NT	11,5W	4000K	19°	350mA	1700 lm	93%
	A331-11-20-	WT	NT	11,5W	2700K	28°	350mA	1600 lm	91%
	A331-11-21-	WT	NT	11,5W	3000K	28°	350mA	1650 lm	91%
	A331-11-22-	WT	NT	11,5W	4000K	28°	350mA	1700 lm	91%
	A331-11-30-	WT	NT	11,5W	2700K	38°	350mA	1600 lm	93%
	A331-11-31-	WT	NT	11,5W	3000K	38°	350mA	1650 lm	93%
	A331-11-32-	WT	NT	11,5W	4000K	38°	350mA	1700 lm	93%
SIX M 2	A331-2-⊙-10-	WT	NT	17W	2700K	19°	500mA	2050 lm	93%
	A331-2-⊙-11-	WT	NT	17W	3000K	19°	500mA	2130 lm	93%
	A331-2-⊙-12-	WT	NT	17W	4000K	19°	500mA	2160 lm	93%
	A331-2-⊙-20-	WT	NT	17W	2700K	28°	500mA	2050 lm	91%
	A331-2-⊙-21-	WT	NT	17W	3000K	28°	500mA	2130 lm	91%
	A331-2-⊙-22-	WT	NT	17W	4000K	28°	500mA	2160 lm	91%
	A331-2-⊙-30-	WT	NT	17W	2700K	38°	500mA	2050 lm	93%
	A331-2-⊙-31-	WT	NT	17W	3000K	38°	500mA	2130 lm	93%
	A331-2-⊙-32-	WT	NT	17W	4000K	38°	500mA	2160 lm	93%

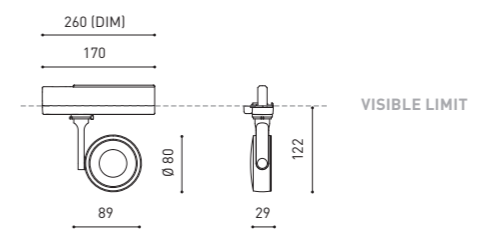
220 V~ | IP20 | CRI>90 | L80B10 > 60,000h



⊙ *OPTIONS

1	No DIM
2	DIM DALI

OPTIONAL
SIX M High Chromatic LED » 536
NOT SOLD SEPARATELY | AFFECTS THE LIGHTING PARAMETERS



COLOUR | WT NT | MATERIAL | AL | PC | TRACK 3L » 422
 » PLEASE CONSULT





Fit

EXTENDED FAMILY

Magnetic Fit_P.174 · Fit Recessed_P.191
 Fit 24V_P.372 · Fit 48V_P.386 · Fit 65 1L_P.421
 Black Foster Fit 35_P.471



>> MORE INFO

		P	CCT	Beam	I	Flux	LOR
FIT 80	A357-0- Ⓞ -11- WT NT	19W	3000K	19°	550mA	2500 lm	90%
	A357-0- Ⓞ -12- WT NT	19W	4000K	19°	550mA	2540 lm	90%
	A357-0- Ⓞ -21- WT NT	19W	3000K	28°	550mA	2500 lm	84%
	A357-0- Ⓞ -22- WT NT	19W	4000K	28°	550mA	2540 lm	84%
	A357-0- Ⓞ -31- WT NT	19W	3000K	37°	550mA	2500 lm	85%
	A357-0- Ⓞ -32- WT NT	19W	4000K	37°	550mA	2540 lm	85%

220
240 V~ | IP20 | CRI>90 | L80B10
>60.000h



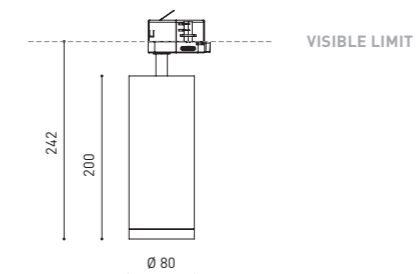
Ⓞ *OPTIONS

1	No DIM
2	DIM DALI

OPTIONAL ACCESSORY

FIT 80 Anti-glare Honeycomb Louver ** A357-00-00

NOT SOLD SEPARATELY



COLOUR | WT □ | NT ■ |

MATERIAL | AL | PC |

TRACK 3L ⓘ » 422

** ACCESSORY AFFECTS THE LIGHTING PARAMETERS

ⓘ » PLEASE CONSULT



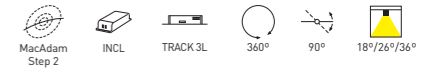
La Cocina de Habitual - Ricard Camarero, Valencia (Spain) | Made Studio | Photography: Made Studio



>> MORE INFO

		P	CCT	Beam	I	Flux	LOR
FIT65	A356-01-11- WT NT	10,3W	3000K	18°	300mA	1300 lm	90%
	A356-01-12- WT NT	10,3W	4000K	18°	300mA	1320 lm	90%
	A356-01-21- WT NT	10,3W	3000K	26°	300mA	1300 lm	88%
	A356-01-22- WT NT	10,3W	4000K	26°	300mA	1320 lm	88%
	A356-01-31- WT NT	10,3W	3000K	36°	300mA	1300 lm	84%
	A356-01-32- WT NT	10,3W	4000K	36°	300mA	1320 lm	84%

220 V~ | IP20 | CRI>90 | L80B10 >60.000 h



		P	CCT	Beam	I	Flux	LOR
FIT65	A356-02-11- WT NT	10,3W	3000K	18°	300mA	1300 lm	90%
	A356-02-12- WT NT	10,3W	4000K	18°	300mA	1320 lm	90%
	A356-02-21- WT NT	10,3W	3000K	26°	300mA	1300 lm	88%
	A356-02-22- WT NT	10,3W	4000K	26°	300mA	1320 lm	88%
	A356-02-31- WT NT	10,3W	3000K	36°	300mA	1300 lm	84%
	A356-02-32- WT NT	10,3W	4000K	36°	300mA	1320 lm	84%

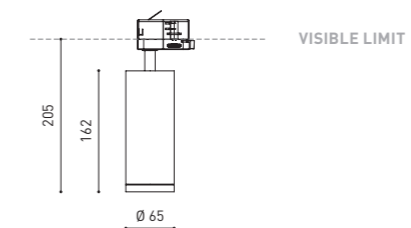
220 V~ | IP20 | CRI>90 | L80B10 >60.000 h



OPTIONAL ACCESSORY

FIT65 Anti-glare Honeycomb Louver ** A356-00-00

NOT SOLD SEPARATELY



COLOUR | WT □ | NT ■ | MATERIAL | AL | PC

TRACK 3L ⓘ » 422

** ACCESSORY AFFECTS THE LIGHTING PARAMETERS

ⓘ » PLEASE CONSULT

Plus



EXTENDED FAMILY

Magnetic Plus Micro_P.173 · Plus Recessed_P.195
 Plus Micro 24V_P.362 · Plus 48V_P.395 · Plus Mini 1L_P.419
 Black Foster Plus Mini_P.468

Vivieny 2716, Valencia (Spain) | calma - estudio de arquitectura | Photography: Fran Álvarez



>> MORE INFO

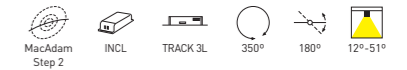


>> MORE INFO



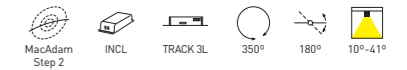
		P	CCT	Beam	I	Flux	LOR	
PLUS	A324-00-00-	WT NT	10,4W	2700K	12°-51°	300mA	1260 lm	26-40%
	A324-00-01-	WT NT	10,4W	3000K	12°-51°	300mA	1310 lm	26-40%
	A324-00-02-	WT NT	10,4W	4000K	12°-51°	300mA	1330 lm	26-40%

220
240 V~ | IP20 | CRI>90 | L80B10 >60.000h



		P	CCT	Beam	I	Flux	LOR	
PLUS Mini	A327-00-10-	WT NT	4,5W	2700K	10°-41°	500mA	480 lm	20-40%
	A327-00-11-	WT NT	4,5W	3000K	10°-41°	500mA	500 lm	20-40%
	A327-00-12-	WT NT	4,5W	4000K	10°-41°	500mA	515 lm	20-40%

220
240 V~ | IP20 | CRI>90 | L80B10 >60.000h

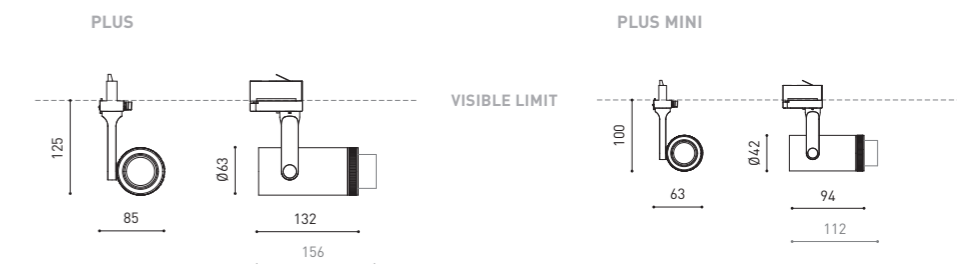


OPTIONAL

PLUS High Chromatic LED ⓘ >> 536

PLUS MINI High Chromatic LED ⓘ >> 536

NOT SOLD SEPARATELY | AFFECT THE LIGHTING PARAMETERS



COLOUR | WT □ | NT ■ | MATERIAL | AL | OPTICAL GLASS |

TRACK 3L ⓘ >> 422

ⓘ >> PLEASE CONSULT



Zen



Photography: Jesús Granada



>> MORE INFO

		P	CCT	I	Flux	LOR
ZEN 1	A283-01- ☉ -1- WT NT	12W	3000K	350	1640	90%
	A283-01- ☉ -2- WT NT	12W	4000K	350	1670	90%
ZEN 2	A283-02- ☉ -1- WT NT	17W	3000K	500	2220	90%
	A283-02- ☉ -2- WT NT	17W	4000K	500	2250	90%
ZEN 3	A283-12- ☉ -1- WT NT	17W	3000K	500	2220	90%
	A283-12- ☉ -2- WT NT	17W	4000K	500	2250	90%
	A283-03- ☉ -1- WT NT	23W	3000K	700	3190	90%
	A283-03- ☉ -2- WT NT	23W	4000K	700	3240	90%
	A283-13- ☉ -1- WT NT	23W	3000K	700	3190	90%
	A283-13- ☉ -2- WT NT	23W	4000K	700	3240	90%

220 V~ | IP20 | CRI>90 | L80B10 >60,000h



☉ BEAM OPTIONS

1	16°
2	24°
3	42°

OPTIONAL ACCESSORIES

NOT SOLD SEPARATELY

ZEN Anti-glare Honeycomb Louver * 0702-02-00



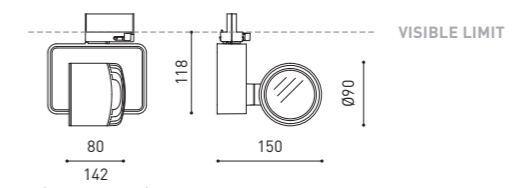
ZEN Elliptical Refractor * 0700-08-00



ZEN Beam Mixer Diffuser* 0805-02-00



ZEN High Chromatic LED* » 536



COLOUR | WT | NT | MATERIAL | AL | GL-TRANS |

TRACK 3L » 422

OTHER CCT PLEASE CONSULT | * AFFECTS THE LIGHTING PARAMETERS

» PLEASE CONSULT





Zen Tube



EXTENDED FAMILY

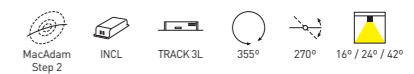
Zen Tube Surface_P.243 · Zen tube 48V_P.399



>> MORE INFO

		P	CCT	I	Flux	LOR
ZEN TUBE 1	A284-21- Ⓞ -1- WT NT	12W	3000K	350mA	1640 lm	90%
	A284-21- Ⓞ -2- WT NT	12W	4000K	350mA	1670 lm	90%
ZEN TUBE 2	A284-22- Ⓞ -1- WT NT	17W	3000K	500mA	2220 lm	90%
	A284-22- Ⓞ -2- WT NT	17W	4000K	500mA	2250 lm	90%
ZEN TUBE 3	A284-23- Ⓞ -1- WT NT	23W	3000K	700mA	3190 lm	90%
	A284-23- Ⓞ -2- WT NT	23W	4000K	700mA	3240 lm	90%

220 V~ | IP20 | CRI>90 | L80B10 >60,000h



Ⓞ BEAM OPTIONS

1	16°
2	24°
3	42°

OPTIONAL ACCESSORIES

NOT SOLD SEPARATELY

ZEN Anti-glare Honeycomb Louver * 0702-02-00



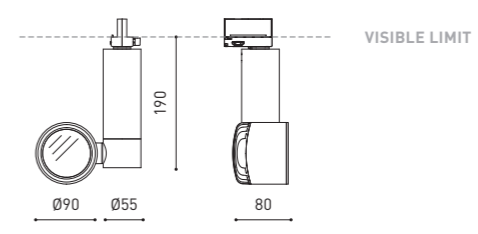
ZEN Elliptical Refractor * 0700-08-00



ZEN Beam Mixer Diffuser* 0805-02-00



ZEN High Chromatic LED* ⓘ » 366




COLOUR | WT □ | NT ■ | MATERIAL | AL | GL-TRANS |

TRACK 3L ⓘ » 422

OTHER CCT PLEASE CONSULT | * AFFECTS THE LIGHTING PARAMETERS

Ⓞ » PLEASE CONSULT



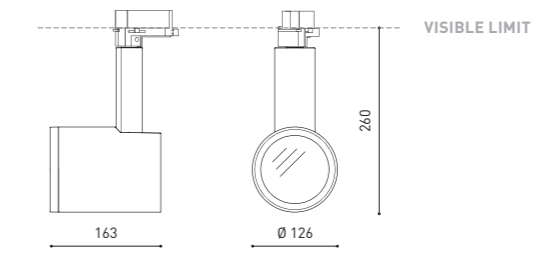
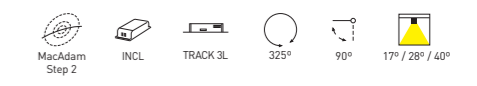
Thor



>> MORE INFO

		P	CCT	I	Flux	LOR
THOR 1	A226-11- Ⓞ -1- WT NT	27W	3000K	800mA	3750 lm	90%
	A226-11- Ⓞ -2- WT NT	27W	4000K	800mA	3820 lm	90%
THOR 2	A226-21- Ⓞ -1- WT NT	36W	3000K	1050mA	4750 lm	90%
	A226-21- Ⓞ -2- WT NT	36W	4000K	1050mA	4820 lm	90%
	A226-24- Ⓞ -1- WT NT	36W	3000K	1050mA	4750 lm	90%
	A226-24- Ⓞ -2- WT NT	36W	4000K	1050mA	4820 lm	90%

220 V~ | IP20 | CRI>90 | L80B10 > 60.000h



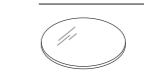
Ⓞ	BEAM OPTIONS
1	17°
2	28°
3	40°

OPTIONAL ACCESSORIES

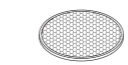
THOR Anti-glare Screen* 0802-00-00- | WT |
0802-00-00- | NT |



THOR Beam Mixer Diffuser* 0805-03-00
NOT SOLD SEPARATELY



THOR Anti-glare Honeycomb Louver* 0802-02-00
NOT SOLD SEPARATELY



THOR Elliptical Refractor* 0802-04-00
NOT SOLD SEPARATELY



THOR High Chromatic Led* ⓘ » 536
NOT SOLD SEPARATELY

COLOUR | WT □ | NT ■ | MATERIAL | AL | GL-TRANS | TRACK 3L ⓘ » 422
OTHER CCT PLEASE CONSULT | * AFFECTS THE LIGHTING PARAMETERS ⓘ » PLEASE CONSULT

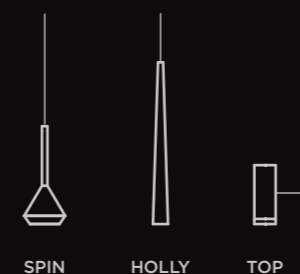
**Fancy Shape/Top Fancy
Shape/Alaska Fancy Shape/
Stick Fancy Shape/Spin
Fancy Shape/Holly Fancy
Shape/Black Foster Custom/
Bright Line/Fifty+ Custom/
Custom Systems**



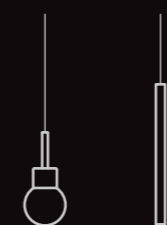


EL SISTEMA FANCY SHAPE PERMITE CREAR DISTINTAS CONFIGURACIONES DE PRODUCTO COMBINADAS EN UNA MISMA BASE. EN EL ESQUEMA SE MUESTRAN LAS COMPATIBILIDADES ENTRE PRODUCTOS MONTADOS EN UNA MISMA BASE. EN PROYECTOS AD HOC SE PUEDEN CREAR COMBINACIONES INFINITAS SIN LIMITACIONES DE COMPATIBILIDAD MÁS ALLÁ DE LAS SUGERIDAS EN LA ILUSTRACIÓN.

COMPATIBILITY



SPIN HOLLY TOP



ALASKA STICK



ALASKA BIG

FANCY SHAPE BASES

○ Ø 155 | Max. 2 Luminaires

○ Ø 270 | Max. 6 Luminaires

○ Ø 330 | Max. 12 Luminaires

○ Ø 155 | Max. 2 Luminaires

○ Ø 270 | Max. 6 Luminaires

○ Ø 330 | Max. 12 Luminaires

○ Ø 155 | Max. 2 Luminaires

○ Ø 270 | Max. 3 Luminaires

○ Ø 330 | Max. 6 Luminaires

The Fancy Shape system allows for the creation of different product configurations combined on the same base. The diagram shows the compatibilities between products assembled on the same base. In *ad hoc* projects, infinite combinations can be created with no compatibility limitations beyond those suggested in the image.

Le système Fancy Shape permet de créer différentes configurations de produits regroupées sur une même base. Le schéma indique la compatibilité entre produits montés sur une même base. Les projets *ad hoc* permettent donc la création d'une infinité de combinaisons, sans restriction de compatibilité autre que celles indiquées dans le schéma.

Il sistema Fancy Shape consente di creare varie configurazioni di prodotto, combinate su un'unica base. Nello schema si indicano le compatibilità tra prodotti montati su una stessa base. Per i progetti *ad hoc* è possibile creare infinite combinazioni, senza limiti di compatibilità, oltre a quelle suggerite nell'illustrazione.

Das Fancy Shape-System ermöglicht es Ihnen, verschiedene Produktkonfigurationen auf einer einzigen Basis zu kombinieren. Das Diagramm zeigt die Kompatibilität zwischen Produkten, die auf der gleichen Grundfläche montiert sind. In *Ad hoc*-Projekten können unendlich viele Kombinationen erstellt werden, ohne dass die Kompatibilität über die in der Abbildung genannten Einschränkungen hinausgeht.



Arkostlight Showroom | Photography: Héctor Rubio - Images Positive



>> MORE INFO

MANDATORY FOR INSTALLATION

FANCY SHAPE BASE 2 700mA 1 to 2 Lamps

A417-03-11- | WT | NT |

DALI A417-03-12- | WT | NT |

2 Equidistant Fixing Points



FANCY SHAPE BASE 6 700mA 3 to 6 Lamps

A417-03-21- | WT | NT |

DALI A417-03-22- | WT | NT |

6 Equidistant Fixing Points



FANCY SHAPE BASE 12 700mA 7 to 12 Lamps

A417-03-31- | WT | NT |

DALI A417-03-32- | WT | NT |

12 Equidistant Fixing Points



		P	CCT	Beam	I	Flux	LOR
TOP Fancy Shape	A427- 00 -0-10- NT	6,5W	2700K	20°	700mA	610 lm	92%
	A427- 00 -0-11- NT	6,5W	3000K	20°	700mA	640 lm	92%
	A427- 00 -0-12- NT	6,5W	4000K	20°	700mA	655 lm	92%
	A427- 00 -0-20- NT	6,5W	2700K	30°	700mA	610 lm	89%
	A427- 00 -0-21- NT	6,5W	3000K	30°	700mA	640 lm	89%
	A427- 00 -0-22- NT	6,5W	4000K	30°	700mA	655 lm	89%
	A427- 00 -0-30- NT	6,5W	2700K	56°	700mA	610 lm	86%
	A427- 00 -0-31- NT	6,5W	3000K	56°	700mA	640 lm	86%
	A427- 00 -0-32- NT	6,5W	4000K	56°	700mA	655 lm	86%

IP20 | CRI>90 | L80B10 >60.000h

 MacAdam Step 2

 FAST1 CONNEX

 EXCL

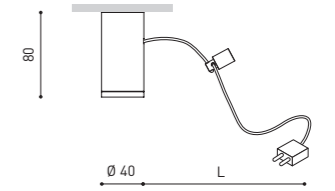
 UGR <19

 20° / 30° / 56°

00 CORD LENGTH - L

0	2 m
2	5 m

Other length please consult



OPTIONAL ACCESSORIES

TOP Beam Mixer Diffuser* 0805-01-00

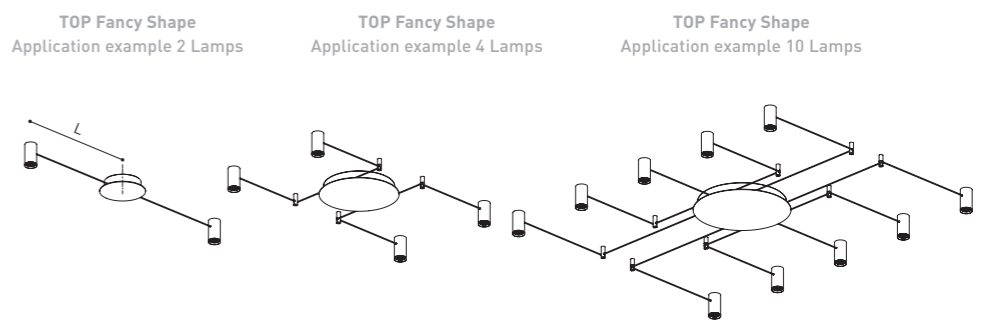
NOT SOLD SEPARATELY

TOP Anti-glare Louver* 0807-00-00 | NT |

NOT SOLD SEPARATELY

Cord Accessory 0223-00-00- | N |

Cord Accessory One Plane 0224-00-00- | N |



COLOUR | NT ■ | WT □ | N ■ | MATERIAL | AL | ABS+PC | RAL » 538

* ACCESSORIES AFFECT THE LIGHTING PARAMETERS » PLEASE CONSULT



Mercer Hotel Torre del Remol, Bolívar de Cardanya (Spain) | Estudio Cano Arquitectural | Photography: Eugeni Pons



>> MORE INFO

MANDATORY FOR INSTALLATION

FANCY SHAPE BASE 2 550mA 1 to 2 Lamps

A417-02-11- | WT | NT |

DALI A417-02-12- | WT | NT |

2 Equidistant Fixing Points

220 V~ | | INCL. 2,4 I Ø 155

FANCY SHAPE BASE 3 550mA 3 Lamps

A417-02-21- | WT | NT |

DALI A417-02-22- | WT | NT |

6 Equidistant Fixing Points

220 V~ | | INCL. 3,4 I Ø 270

FANCY SHAPE BASE 6 550mA 4 to 6 Lamps

A417-02-31- | WT | NT |

DALI A417-02-32- | WT | NT |

12 Equidistant Fixing Points

220 V~ | | INCL. 3,4 I Ø 330



		P	CCT	I	Flux	LOR
ALASKA Big Fancy Shape	A419- -0-00- N BG	9,3W	2700K	550mA	1130 lm	37%
	A419- -0-01- N BG	9,3W	3000K	550mA	1200 lm	37%

IP20 | CRI>90 | L90B10 >40.000 h



CORD LENGTH - L1 + L2

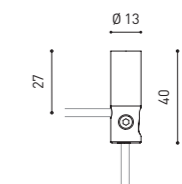
1	3 m
2	5 m

Other length please consult

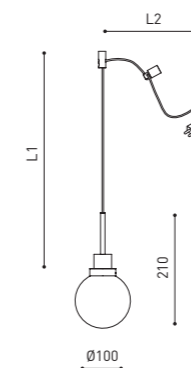
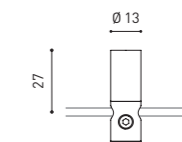
OPTIONAL ACCESSORIES

Cord Accessory 0223-00-00- | N |

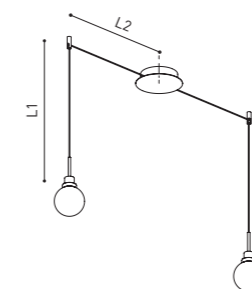
Included 1 unit x lamp



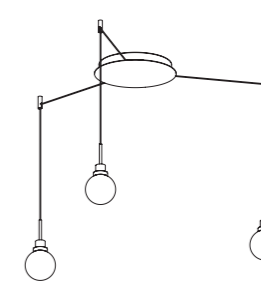
Cord Accessory One Plane 0224-00-00- | N |



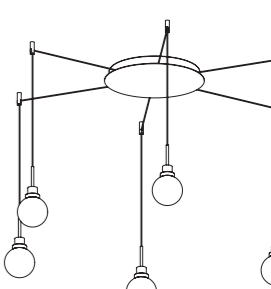
ALASKA BIG Fancy Shape Application example 2 Lamps



ALASKA BIG Fancy Shape Application example 3 Lamps



ALASKA BIG Fancy Shape Application example 6 Lamps



COLOUR | N ■ | BG ■ | WT □ | NT ■ | MATERIAL | AL | OPTICAL GLASS | RAL » 538

OTHER CCT & DIM OPTIONS PLEASE CONSULT | OTHER FINISHING COMBINATIONS PLEASE CONSULT

» PLEASE CONSULT



>> MORE INFO

		P	CCT	I	Flux	LOR
ALASKA	A418- -0-00- N BG 	4,5W	2700K	500mA	475 lm	30%
Fancy Shape	A418- -0-01- N BG 	4,5W	3000K	500mA	500 lm	30%

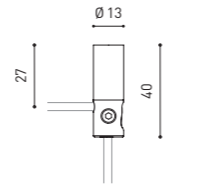
III IP20 | CRI>90 | L80B10 >60.000h



⊙	CORD LENGTH - L1 + L2
0	2 m
2	5 m

Other length please consult

OPTIONAL ACCESSORIES	
Cord Accessory	0223-00-00- N
Included 1 unit x lamp	



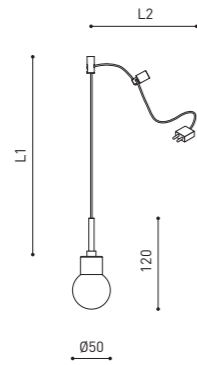
MANDATORY FOR INSTALLATION

FANCY SHAPE BASE 2 500mA 1 to 2 Lamps

A417-01-11- | WT | NT |

DALI A417-01-12- | WT | NT |

2 Equidistant Fixing Points



FANCY SHAPE BASE 6 500mA 3 to 6 Lamps

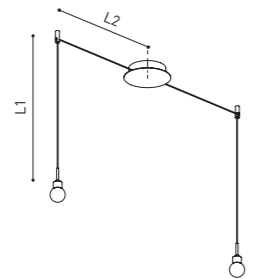
A417-01-31- | WT | NT |

DALI A417-01-32- | WT | NT |

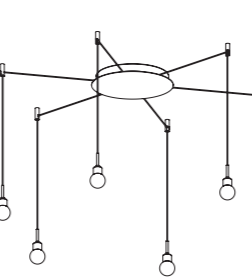
6 Equidistant Fixing Points



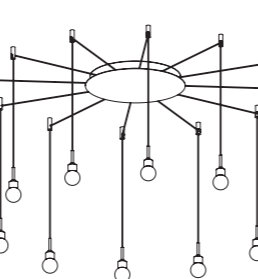
ALASKA Fancy Shape
Application example 2 Lamps



ALASKA Fancy Shape
Application example 6 Lamps



ALASKA Fancy Shape
Application example 12 Lamps



FANCY SHAPE BASE 12 500mA 7 to 12 Lamps

A417-01-51- | WT | NT |

DALI A417-01-52- | WT | NT |

12 Equidistant Fixing Points



COLOUR | N ■ | BG ■ | WT □ | NT ■ | MATERIAL | AL | OPTICAL GLASS | RAL ⓘ » 538

OTHER CCT & DIM OPTIONS PLEASE CONSULT | OTHER FINISHING COMBINATIONS PLEASE CONSULT | ⓘ » PLEASE CONSULT



>> MORE INFO

		P	CCT	Beam	I	Flux	LOR
STICK	A42- - -0-10- WT NT MG 	5,6W	2700K	22°	500mA	530 lm	84%
Fancy Shape	A42- - -0-11- WT NT MG 	5,6W	3000K	22°	500mA	600 lm	84%
	A42- - -0-20- WT NT MG 	5,6W	2700K	37°	500mA	530 lm	82%
	A42- - -0-21- WT NT MG 	5,6W	3000K	37°	500mA	600 lm	82%
	A42- - -0-30- WT NT MG 	5,6W	2700K	46°	500mA	530 lm	81%
	A42- - -0-31- WT NT MG 	5,6W	3000K	46°	500mA	600 lm	81%

III IP20 | CRI>90 | L80B10 >60.000h



○	STICK LENGTH
2	STICK 22 220 mm
3	STICK 44 440 mm
4	STICK 66 660 mm

⊙	CORD LENGTH - L1 + L2
0	2 m
2	5 m

Other length please consult

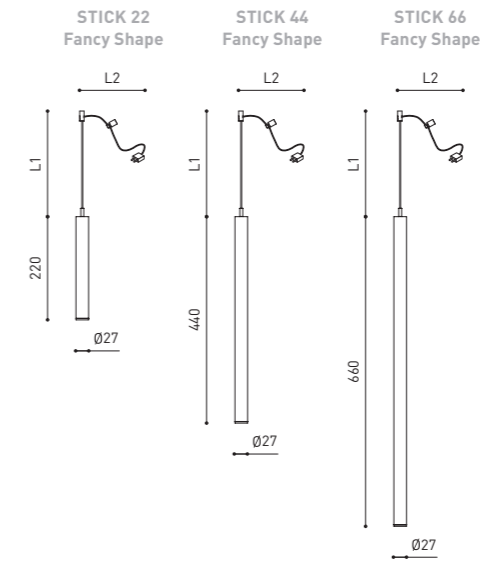
MANDATORY FOR INSTALLATION

FANCY SHAPE BASE 2 500mA 1 to 2 Lamps

A417-01-11- | WT | NT |

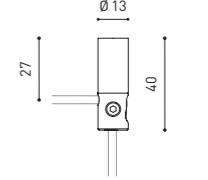
DALI A417-01-12- | WT | NT |

2 Equidistant Fixing Points



OPTIONAL ACCESSORIES

Cord Accessory	
0223-00-00- N 	Included 1 unit x lamp



FANCY SHAPE BASE 5 500mA 3 to 5 Lamps

A417-01-21- | WT | NT |

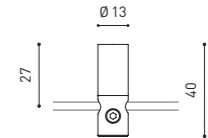
FANCY SHAPE BASE 6 500mA 3 to 6 Lamps

DALI A417-01-32- | WT | NT |

6 Equidistant Fixing Points



Cord Accessory One Plane 0224-00-00- | N |



FANCY SHAPE BASE 10 500mA 6 to 10 Lamps

A417-01-41- | WT | NT |

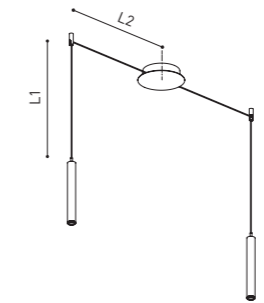
FANCY SHAPE BASE 12 500mA 7 to 12 Lamps

DALI A417-01-52- | WT | NT |

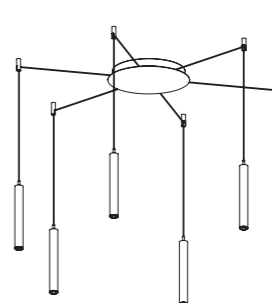
12 Equidistant Fixing Points



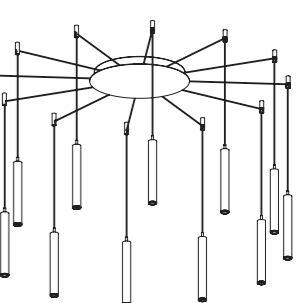
STICK Fancy Shape
Application example 2 Lamps



STICK Fancy Shape
Application example 6 Lamps



STICK Fancy Shape
Application example 12 Lamps



COLOUR | WT □ | NT ■ | MG ■ | N ■ | MATERIAL | AL | ABS+PC | RAL ⓘ » 538

OTHER CCT & DIM OPTIONS PLEASE CONSULT | OTHER FINISHING COMBINATIONS PLEASE CONSULT | ⓘ » PLEASE CONSULT





>> MORE INFO

	P	CCT	Beam	I	Flux	LOR	
SPIN Fancy Shape	A420- 00-00- NT MC MG	6,5W	2700K	24°	700mA	600 lm	86%
	A420- 00-01- NT MC MG	6,5W	3000K	24°	700mA	630 lm	86%
	A420- 00-10- NT MC MG	6,5W	2700K	40°	700mA	600 lm	84%
	A420- 00-11- NT MC MG	6,5W	3000K	40°	700mA	630 lm	84%

III IP20 | CRI>90 | L80B10 >60.000h

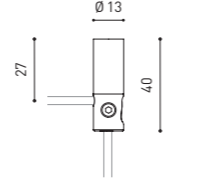
MacAdam Step 2 | FAST | CONNEC | EXCL | 24° / 40°

Ø	CORD LENGTH - L1 + L2
0	2 m
1	3 m
2	5 m

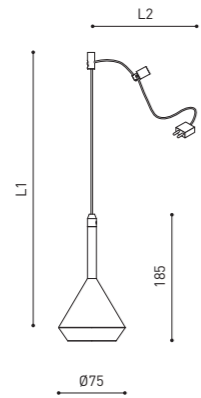
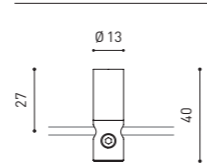
Other length please consult

OPTIONAL ACCESSORIES
Cord Accessory 0223-00-00- | N |

Included 1 unit x lamp



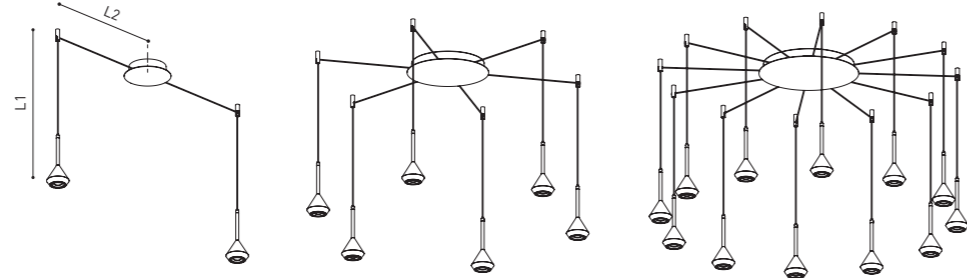
Cord Accessory One Plane 0224-00-00- | N |



SPIN Fancy Shape
Application example 2 Lamps

SPIN Fancy Shape
Application example 6 Lamps

SPIN Fancy Shape
Application example 12 Lamps



MANDATORY FOR INSTALLATION

FANCY SHAPE BASE 2 700mA 1 to 2 Lamps

A417-03-11- | WT | NT |
DALI A417-03-12- | WT | NT |

2 Equidistant Fixing Points

220 V~ | 240 | INCL | Ø155

FANCY SHAPE BASE 6 700mA 3 to 6 Lamps

A417-03-21- | WT | NT |
DALI A417-03-22- | WT | NT |

6 Equidistant Fixing Points

220 V~ | 240 | INCL | Ø270

FANCY SHAPE BASE 12 700mA 7 to 12 Lamps

A417-03-31- | WT | NT |
DALI A417-03-32- | WT | NT |

12 Equidistant Fixing Points

220 V~ | 240 | INCL | Ø330



COLOUR | WT □ | NT ■ | MC ■ | MG ■ | N ■ | MATERIAL | AL | PMMA | RAL ⓘ » 538

OTHER CCT & DIM OPTIONS PLEASE CONSULT | OTHER FINISHING COMBINATIONS PLEASE CONSULT

ⓘ » PLEASE CONSULT



>> MORE INFO

	P	CCT	Beam	I	Flux	LOR	
HOLLY Fancy Shape	A421- 00-00- NT MC MG	2,1W	2700K	19°	700mA	190 lm	90%
	A421- 00-01- NT MC MG	2,1W	3000K	19°	700mA	210 lm	90%
	A421- 00-10- NT MC MG	2,1W	2700K	38°	700mA	190 lm	92%
	A421- 00-11- NT MC MG	2,1W	3000K	38°	700mA	210 lm	92%

III IP20 | CRI>90 | L80B10 >60.000h

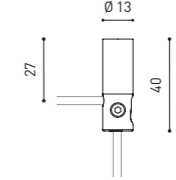
MacAdam Step 3 | FAST | CONNEC | EXCL | 19° / 38°

Ø	CORD LENGTH - L1 + L2
0	2 m
1	3 m
2	5 m

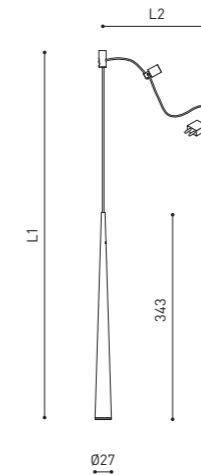
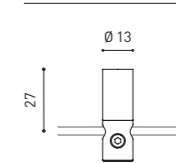
Other length please consult

OPTIONAL ACCESSORIES
Cord Accessory 0223-00-00- | N |

Included 1 unit x lamp



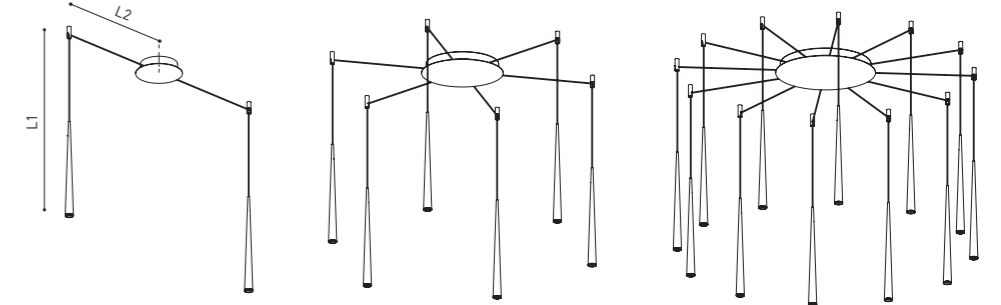
Cord Accessory One Plane 0224-00-00- | N |



HOLLY Fancy Shape
Application example 2 Lamps

HOLLY Fancy Shape
Application example 6 Lamps

HOLLY Fancy Shape
Application example 12 Lamps



MANDATORY FOR INSTALLATION

FANCY SHAPE BASE 2 700mA 1 to 2 Lamps

A417-03-11- | WT | NT |
DALI A417-03-12- | WT | NT |

2 Equidistant Fixing Points

220 V~ | 240 | INCL | Ø155

FANCY SHAPE BASE 6 700mA 3 to 6 Lamps

A417-03-21- | WT | NT |
DALI A417-03-22- | WT | NT |

6 Equidistant Fixing Points

220 V~ | 240 | INCL | Ø270

FANCY SHAPE BASE 12 700mA 7 to 12 Lamps

A417-03-31- | WT | NT |
DALI A417-03-32- | WT | NT |

12 Equidistant Fixing Points



220 V~ | 240 | INCL | Ø330



COLOUR | WT □ | NT ■ | MC ■ | MG ■ | N ■ | MATERIAL | AL | ABS | RAL ⓘ » 538

OTHER CCT & DIM OPTIONS PLEASE CONSULT | OTHER FINISHING COMBINATIONS PLEASE CONSULT

ⓘ » PLEASE CONSULT




BLACK FOSTER CUSTOM
BLACK FOSTER
ASYMMETRIC CUSTOM

BLACK FOSTER
SIX S

BLACK FOSTER
PLUS MINI

BLACK FOSTER
FIT 35



BLACK FOSTER
CUSTOM SURFACE

BLACK FOSTER
CUSTOM SURFACE
FIT 27

BLACK FOSTER
MICRO CUSTOM
SURFACE



Black Foster

CUSTOM

Black Foster

CUSTOM SURFACE

Black Foster

MICRO CUSTOM SURFACE

BLACK FOSTER
CUSTOM
—
2 / 3 / 5 / 10 / 15
4,2 - 31,5 W
2700 / 3000 / 4000 K
380 - 3750 Lm
19 / 38° BEAM
90 / 92 % LOR

BLACK FOSTER
ASYMMETRIC CUSTOM
—
2 / 3 / 5 / 10 / 15
4,2 - 31,5 W
2700 / 3000 / 4000 K
380 - 3750 Lm
38° ASYMMETRIC BEAM
90 % LOR

BLACK FOSTER
SIX S
8,5 W
2700 / 3000 / 4000 K
1030 - 1100 Lm
17 / 24 / 34° BEAM
84 - 89 % LOR

BLACK FOSTER
PLUS MINI
6,5 W
2700 / 3000 / 4000 K
630 - 680 Lm
10 - 41° BEAM
20 - 40 % LOR

BLACK FOSTER
FIT 35
5,5 W
2700 / 3000 K
590 / 630 Lm
19 / 29 / 38° BEAM
80 - 82 % LOR

BLACK FOSTER
CUSTOM SURFACE
—
3 / 5 / 10
6,3 / 10,5 / 21 W
2700 / 3000 / 4000 K
570 - 2500 Lm
19 / 38° BEAM
90 / 92 % LOR

BLACK FOSTER
CUSTOM SURFACE
FIT 27
5,5 W
2700 / 3000 / 4000 K
550 - 640 Lm
22 / 37 / 46° BEAM
81 - 84 % LOR

BLACK FOSTER MICRO
CUSTOM SURFACE
—
3 / 5 / 10
4,2 / 7 / 14 W
2700 / 3000 / 4000 K
465 - 1700 Lm
37° BEAM
87% LOR




INTERIOR
DESIGN
BEST of year
HONOREE 2019

P.305 | Black Foster Suspension



P.039 | Black Foster Recessed



P.202 | Black Foster Surface



P.035 | Black Foster Micro

Black Foster

CUSTOM

STUDIO_PSD, Valencia (Spain) | Studio PSD | Photography: David Zaroso



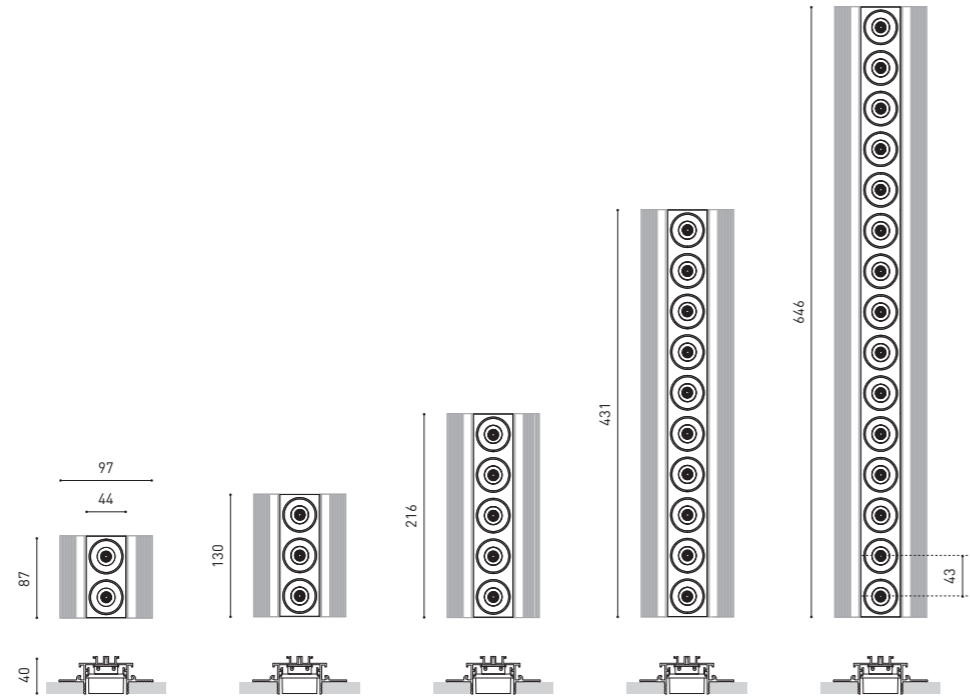
>> MORE INFO

		P	CCT	I	Flux	L
BLACK FOSTER Custom 2	A317-2- ○ -00- N NMG	4,2W	2700K	700mA	380 lm	87mm
	A317-2- ○ -01- N NMG	4,2W	3000K	700mA	420 lm	87mm
	A317-2- ○ -02- N NMG	4,2W	4000K	700mA	500 lm	87mm
BLACK FOSTER Custom 3	A317-3- ○ -00- N NMG	6,3W	2700K	700mA	570 lm	130mm
	A317-3- ○ -01- N NMG	6,3W	3000K	700mA	630 lm	130mm
	A317-3- ○ -02- N NMG	6,3W	4000K	700mA	750 lm	130mm
BLACK FOSTER Custom 5	A317-4- ○ -00- N NMG	10,5W	2700K	700mA	950 lm	216mm
	A317-4- ○ -01- N NMG	10,5W	3000K	700mA	1050 lm	216mm
	A317-4- ○ -02- N NMG	10,5W	4000K	700mA	1250 lm	216mm
BLACK FOSTER Custom 10	A317-5- ○ -00- N NMG	21W	2700K	700mA	1900 lm	431mm
	A317-5- ○ -01- N NMG	21W	3000K	700mA	2100 lm	431mm
	A317-5- ○ -02- N NMG	21W	4000K	700mA	2500 lm	431mm
BLACK FOSTER Custom 15	A317-6- ○ -00- N NMG	31,5W	2700K	700mA	2850 lm	646mm
	A317-6- ○ -01- N NMG	31,5W	3000K	700mA	3150 lm	646mm
	A317-6- ○ -02- N NMG	31,5W	4000K	700mA	3750 lm	646mm

III IP20 | CRI>90 | L80B10 >60.000h



○ BEAM	LOR
0 38°	92%
1 19°	90%



COLOUR | N ■ | NMG ■ | MATERIAL | AL | ABS+PC | RAL ⓘ » 538

PLASTERBOARD CEILING, MANDATORY THICKNESS 12,5mm. RECOMMENDED FOR INSTALLATIONS WHERE THE PROFILE CAN BE INSTALLED BEFORE THE FALSE PLASTERBOARD CEILING.

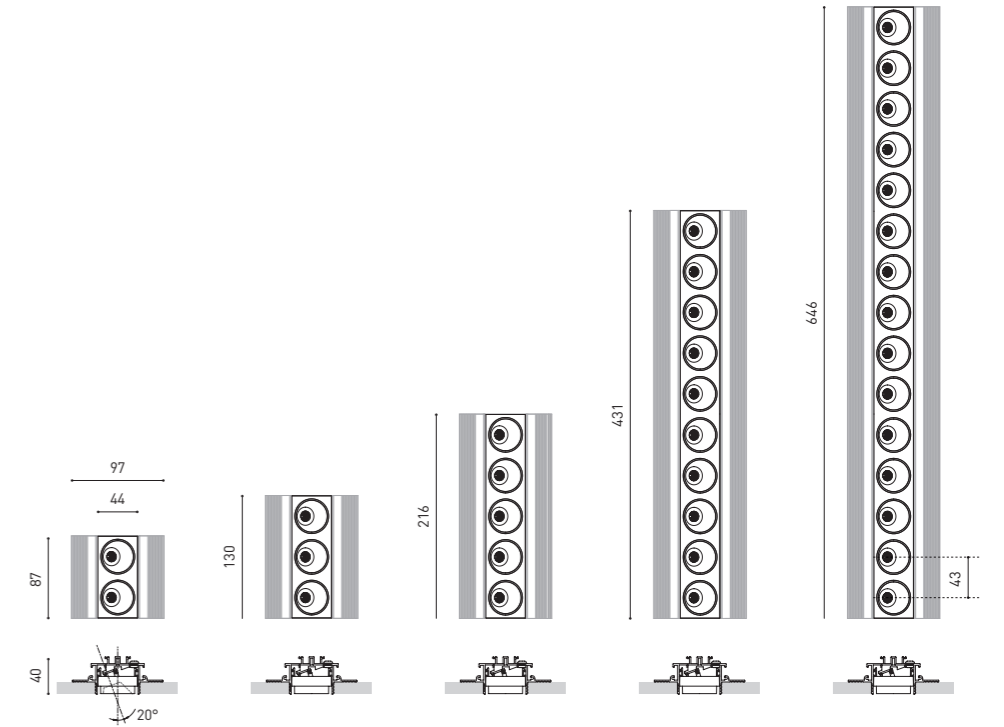
ⓘ » PLEASE CONSULT



>> MORE INFO

		P	CCT	I	Flux	LOR	L
BLACK FOSTER Asymmetric Custom 2	A372-20-00- N	4,2W	2700K	700mA	380 lm	90%	87mm
	A372-20-01- N	4,2W	3000K	700mA	420 lm	90%	87mm
	A372-20-02- N	4,2W	4000K	700mA	500 lm	90%	87mm
BLACK FOSTER Asymmetric Custom 3	A372-30-00- N	6,3W	2700K	700mA	570 lm	90%	130mm
	A372-30-01- N	6,3W	3000K	700mA	630 lm	90%	130mm
	A372-30-02- N	6,3W	4000K	700mA	750 lm	90%	130mm
BLACK FOSTER Asymmetric Custom 5	A372-40-00- N	10,5W	2700K	700mA	950 lm	90%	216mm
	A372-40-01- N	10,5W	3000K	700mA	1050 lm	90%	216mm
	A372-40-02- N	10,5W	4000K	700mA	1250 lm	90%	216mm
BLACK FOSTER Asymmetric Custom 10	A372-50-00- N	21W	2700K	700mA	1900 lm	90%	431mm
	A372-50-01- N	21W	3000K	700mA	2100 lm	90%	431mm
	A372-50-02- N	21W	4000K	700mA	2500 lm	90%	431mm
BLACK FOSTER Asymmetric Custom 15	A372-60-00- N	31,5W	2700K	700mA	2850 lm	90%	646mm
	A372-60-01- N	31,5W	3000K	700mA	3150 lm	90%	646mm
	A372-60-02- N	31,5W	4000K	700mA	3750 lm	90%	646mm


III IP20 | CRI>90 | L80B10 >60.000h



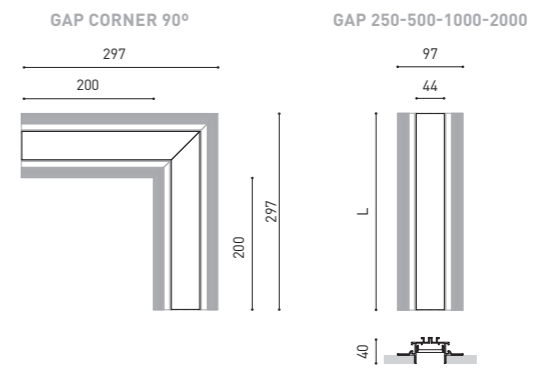
COLOUR | N ■ | MATERIAL | AL | ABS+PC | RAL ⓘ » 538

PLASTERBOARD CEILING, MANDATORY THICKNESS 12,5mm. RECOMMENDED FOR INSTALLATIONS WHERE THE PROFILE CAN BE INSTALLED BEFORE THE FALSE PLASTERBOARD CEILING.

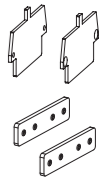
ⓘ » PLEASE CONSULT



		L	
BLACK FOSTER Custom	GAP Corner 90°	A317-00-07- N	200 x 200mm
	GAP 250	A317-00-01- N	250mm
	GAP 500	A317-00-02- N	500mm
	GAP 1000	A317-00-03- N	1000mm
	GAP 2000	A317-00-04- N	2000mm



BLACK FOSTER End Caps Kit	A317-00-05- N	Thickness of each cover=2 mm.
BLACK FOSTER Straight Joiner	A317-00-06	

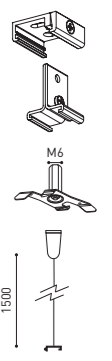


				P	I	D
*DRIVER OPTIONS	NO DIM	0434-01-18	50W	700mA	124 x 79 x 22mm	
	DALI PUSH / 1-10V	0433-00-23	50W	700mA	124 x 79 x 22mm	

220 V~ | 240 V~ | DRIVER MUST BE PLACED ON REMOTE | PHASE CUT PLEASE CONSULT | Connect in series.

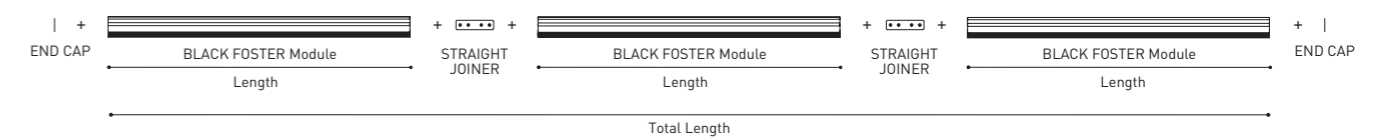
MOUNTING ACCESSORIES

BLACK FOSTER Fixation Kit	A219-21-06- B
BLACK FOSTER Flush Ceiling Kit	A219-22-06- B
BLACK FOSTER Track Clamp Kit for M6 ROD	A219-21-21- B
BLACK FOSTER Suspension Kit	A219-21-10- B



SUGGESTED MOUNTING ACCESSORIES QUANTITIES

Black Foster custom 2, 3, 5: 1 Pcs.
 Black Foster custom 10, 15: 2 Pcs.
 Gap 250, 500: 1 Pcs.
 Gap 1000, 2000: 2 Pcs.




COLOUR | N ■ | B □ | MATERIAL | AL | ABS+PC | RAL ⓘ » 538

PLASTERBOARD CEILING, MANDATORY THICKNESS 12.5mm. RECOMMENDED FOR INSTALLATIONS WHERE THE PROFILE CAN BE INSTALLED BEFORE THE FALSE PLASTERBOARD CEILING. ⓘ » PLEASE CONSULT



Sánchez Plá, Valencia (Spain) | Photography: Héctor Rubio - Images Positive





>> MORE INFO

		P	CCT	BEAM	I	Flux	LOR
BLACK FOSTER PLUS Mini	A362-00- 0-0- WT NT	6,5W	2700K	10°-41°	700mA	630 lm	20-40%
	A362-00- 0-1- WT NT	6,5W	3000K	10°-41°	700mA	660 lm	20-40%
	A362-00- 0-2- WT NT	6,5W	4000K	10°-41°	700mA	680 lm	20-40%

220-240 V~ | IP20 | CRI>90 | L80B10 >60.000h



00 *OPTIONS

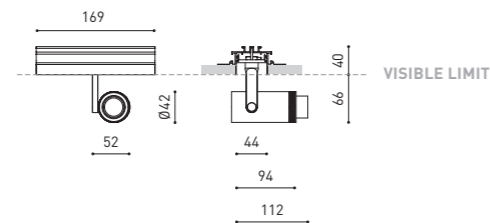
1	No DIM
2	DIM DALI

PHASE CUT PLEASE CONSULT

OPTIONAL

PLUS Mini High Chromatic LED ⓘ » 536

NOT SOLD SEPARATELY | AFFECTS THE LIGHTING PARAMETERS



COLOUR | WT □ | NT ■ | MATERIAL | AL | OPTICAL GLASS | ABS+PC | RAL ⓘ » 538

PLASTERBOARD CEILING, MANDATORY THICKNESS 12,5mm. RECOMMENDED FOR INSTALLATIONS WHERE THE PROFILE CAN BE INSTALLED BEFORE THE FALSE PLASTERBOARD CEILING. ⓘ » PLEASE CONSULT





>> MORE INFO

Ⓞ	*OPTIONS
1	No DIM
2	DIM DALI

PHASE CUT PLEASE CONSULT



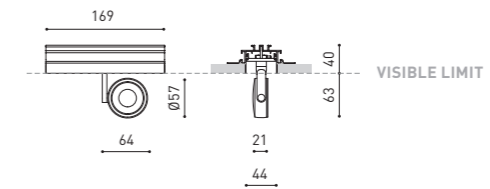
>> MORE INFO

Ⓞ	*OPTIONS
1	No DIM
2	DIM DALI

PHASE CUT PLEASE CONSULT

		P	CCT	BEAM	I	Flux	LOR
BLACK FOSTER SIX S	A360-0- Ⓞ -10- WT NT	8,5W	2700K	17°	500mA	1030 lm	86%
	A360-0- Ⓞ -11- WT NT	8,5W	3000K	17°	500mA	1070 lm	86%
	A360-0- Ⓞ -12- WT NT	8,5W	4000K	17°	500mA	1100 lm	86%
	A360-0- Ⓞ -20- WT NT	8,5W	2700K	24°	500mA	1030 lm	84%
	A360-0- Ⓞ -21- WT NT	8,5W	3000K	24°	500mA	1070 lm	84%
	A360-0- Ⓞ -22- WT NT	8,5W	4000K	24°	500mA	1100 lm	84%
	A360-0- Ⓞ -30- WT NT	8,5W	2700K	34°	500mA	1030 lm	89%
	A360-0- Ⓞ -31- WT NT	8,5W	3000K	34°	500mA	1070 lm	89%
	A360-0- Ⓞ -32- WT NT	8,5W	4000K	34°	500mA	1100 lm	89%

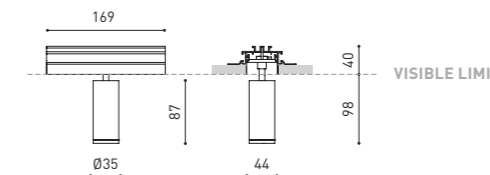
220 V~ | IP20 | CRI>90 | L80B10 >60.000h



OPTIONAL
SIX S High Chromatic LED ⓘ » 536
NOT SOLD SEPARATELY | AFFECTS THE LIGHTING PARAMETERS

		P	CCT	BEAM	I	Flux	LOR
BLACK FOSTER FIT 35	A363-0- Ⓞ -10- WT NT G	5,5W	2700K	19°	500mA	590 lm	82%
	A363-0- Ⓞ -11- WT NT G	5,5W	3000K	19°	500mA	630 lm	82%
	A363-0- Ⓞ -20- WT NT G	5,5W	2700K	29°	500mA	590 lm	80%
	A363-0- Ⓞ -21- WT NT G	5,5W	3000K	29°	500mA	630 lm	80%
	A363-0- Ⓞ -30- WT NT G	5,5W	2700K	38°	500mA	590 lm	80%
	A363-0- Ⓞ -31- WT NT G	5,5W	3000K	38°	500mA	630 lm	80%

220 V~ | IP20 | CRI>90 | L80B10 >60.000h



OPTIONAL ACCESSORY
FIT 35 Anti-glare Honeycomb Louver ** A345-00-00
NOT SOLD SEPARATELY



COLOUR | WT □ | NT ■ | G ■ | MATERIAL | AL | PC | ABS+PC | RAL ⓘ » 538

PLASTERBOARD CEILING, MANDATORY THICKNESS 12,5mm. RECOMMENDED FOR INSTALLATIONS WHERE THE PROFILE CAN BE INSTALLED BEFORE THE FALSE PLASTERBOARD CEILING. ⓘ » PLEASE CONSULT



>> MORE INFO

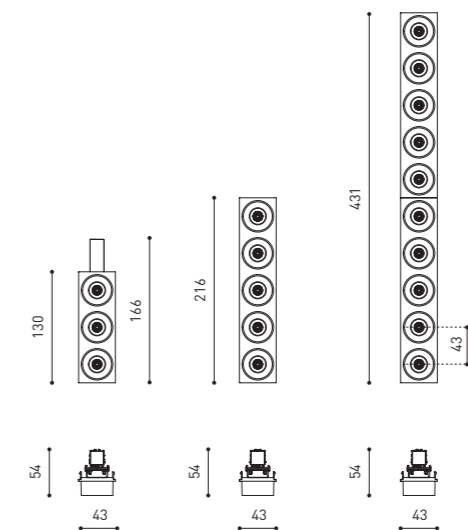
		P	CCT	I	Flux
BLACK FOSTER Custom Surface 3	A453-3- ○ - ∞ -0- N NMG	6,3W	2700K	700mA	570 lm
	A453-3- ○ - ∞ -1- N NMG	6,3W	3000K	700mA	630 lm
	A453-3- ○ - ∞ -2- N NMG	6,3W	4000K	700mA	750 lm
BLACK FOSTER Custom Surface 5	A453-4- ○ - ∞ -0- N NMG	10,5W	2700K	700mA	950 lm
	A453-4- ○ - ∞ -1- N NMG	10,5W	3000K	700mA	1050 lm
	A453-4- ○ - ∞ -2- N NMG	10,5W	4000K	700mA	1250 lm
BLACK FOSTER Custom Surface 10	A453-5- ○ - ∞ -0- N NMG	21W	2700K	700mA	1900 lm
	A453-5- ○ - ∞ -1- N NMG	21W	3000K	700mA	2100 lm
	A453-5- ○ - ∞ -2- N NMG	21W	4000K	700mA	2500 lm

48 V | IP20 | CRI>90 | L80B10 > 60.000h



○ BEAM	LOR
0 38°	92%
1 19°	90%

∞ *OPTIONS
1 No DIM
2 DIM DALI



Black Foster


CUSTOM SURFACE

Osvaldo Luppi - OLARQI Estilii | formes | Photography: Arturo + Lauren

COLOUR | N ■ | NMG ■ | MATERIAL | AL | ABS+PC |

RAL ⓘ » 538

» PLEASE CONSULT



>> MORE INFO

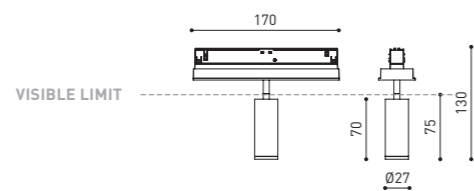
	P	CCT	I	Flux
BLACK FOSTER Custom Surface FIT 27 A454-0- ∅ - 0 - 0- WT NT G	5,5W	2700K	500mA	550 lm
A454-0- ∅ - 0 - 1- WT NT G	5,5W	3000K	500mA	600 lm
A454-0- ∅ - 0 - 2- WT NT G	5,5W	4000K	500mA	640 lm

48 V | III | IP20 | CRI>90 | L80B10 >60.000h



∅	BEAM	LOR
1	22°	84%
2	37°	82%
3	46°	81%

∅	*OPTIONS
1	No DIM
2	DIM DALI

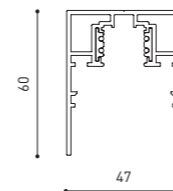


COLOUR | WT □ | NT ■ | G ■

MATERIAL | AL | PC

RAL ⓘ » 538

Ⓢ » PLEASE CONSULT



BLACK FOSTER Custom Surface 1m	A452-01-00- NT WT
BLACK FOSTER Custom Surface 2m	A452-02-00- NT WT
BLACK FOSTER Custom Surface 3m	A452-03-00- NT WT

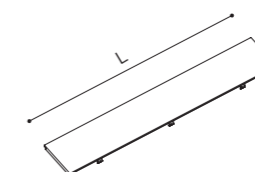


BLACK FOSTER Custom Surface L-Joint	A452-04-00- NT WT
BLACK FOSTER Custom Surface T-Joint	A452-05-00- NT WT
BLACK FOSTER Custom Surface X-Joint	A452-06-00- NT WT



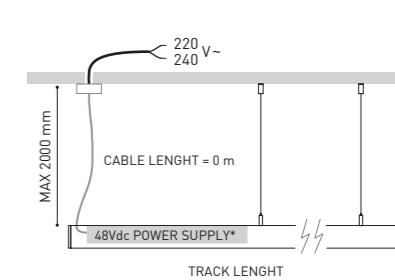
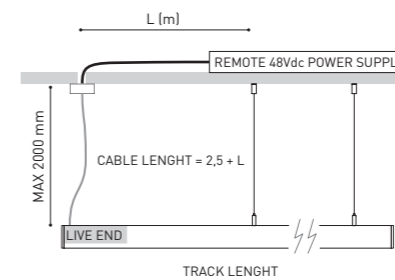
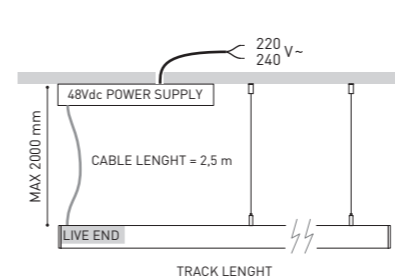
L

BLACK FOSTER Custom Surface Gap 250	A452-00-01- N 250mm
BLACK FOSTER Custom Surface Gap 500	A452-00-02- N 500mm



DROP VOLTAGE TABLE

POWER [W]	CABLE SECTION [mm²]	CABLE LENGTH [m]			
		5	10	20	30
100	0,75	50	50	X	X
	1,5	50	50	40	25
150	0,75	40	15	X	X
	1,5	50	40	20	X

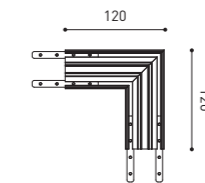


COLOUR | NT ■ | WT □ | N ■

RAL ⓘ » 538

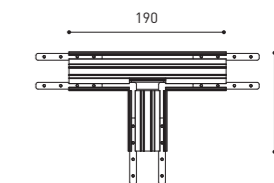
Ⓢ » PLEASE CONSULT

BLACK FOSTER SURFACE CUSTOM L-JOINT



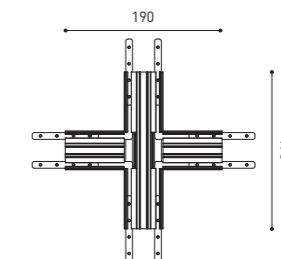
Electrical connection not included

BLACK FOSTER SURFACE CUSTOM T-JOINT



Electrical connection not included

BLACK FOSTER SURFACE CUSTOM X-JOINT

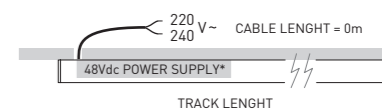
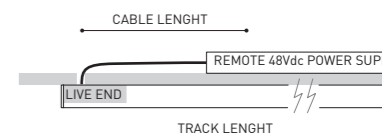
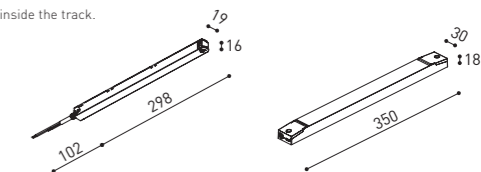


Electrical connection not included

P V D (A x B x C)

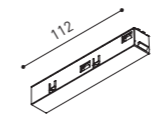
CONSTANT VOLTAGE LED POWER SUPPLY	0434-01-61*	100W	48V	298 x 16 x 19mm
	0434-01-62	150W	48V	350 x 30 x 18mm

220 V~ | 240 V~ | *To be installed inside the track.





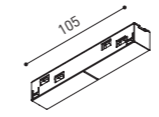
JUMA, proffmectis | Susana Ocaña | Photography: Eugeni Pons



Live-End Connector
A338-00-01- | N |




BLACK FOSTER Custom Surface
End A452-00-03- | N | W |




Central Connector
A338-00-02- | N |



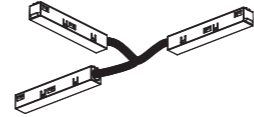
BLACK FOSTER Custom Surface
End Feed A452-00-04- | N | W |



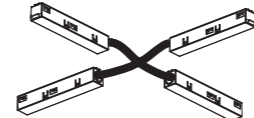
L-Joint Connector
A338-00-12- | N |



BLACK FOSTER Custom Surface
Straight Joiner A452-00-05

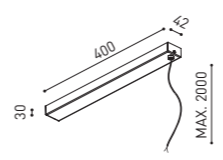


T-Joint Connector
A450-00-07- | N |

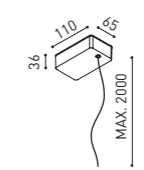


X-Joint Connector
A450-00-08- | N |

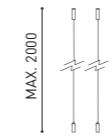
SUSPENSION COMPONENTS



Wired Power Supply Case 48V
A338-00-25- | NT | WT | 150W NO DIM
A338-00-26- | NT | WT | 150W DIM
220 V~ INCL
240



Suspension Feed Kit
A338-00-16- | N | W | NO DIM
A338-00-17- | N | W | DIM
For remote power supply



Suspension Kit (2 units)
A450-00-09- | NT | WT |
Suggested mounting accessories quantities:
1000mm - 2 Pcs.
2000mm - 2 Pcs.
3000mm - 3 Pcs.

A338-00-27- | N | W | NO DIM
A338-00-28- | N | W | DIM
For power supply inside the track

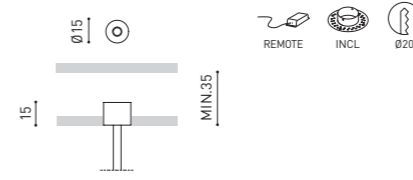
MAINS TRIMLESS




WIRE TRIMLESS ACCESSORIES

FEED
Mains Trimless* A023-00-01- | W | N | NO DIM
Mains Thick Trimless* A023-00-02- | W | N | DIM

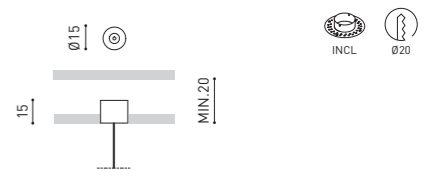
MAINS THICK TRIMLESS



STEEL CABLE TRIMLESS



FASTENING
Steel Cable Trimless* A023-00-05- | W | N |



COLOUR | N ■ | W □ | NT ■ | WT □ |

RAL ⓘ » 538

* AS MANY PIECES AS NEEDED ACCORDING TO YOUR PRODUCT



AAN HET WERK
NEUTELINGS RIEDLIJK ARCHITECTEN

The Ride
THE NEW MODERN HOUSE



Black Foster
MICRO CUSTOM SURFACE



Nacho Carbó arquitecto | Photography: Germán Cabo



>> MORE INFO

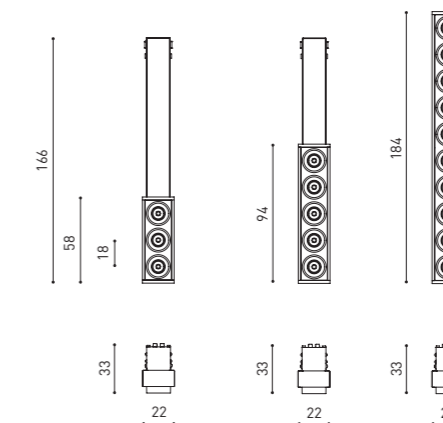
		P	CCT	I	Flux	LOR
BLACK FOSTER Micro Custom Surface 3	A451-10- ② -0- N	4,2W	2700K	500mA	465 lm	87%
	A451-10- ② -1- N	4,2W	3000K	500mA	480 lm	87%
	A451-10- ② -2- N	4,2W	4000K	500mA	510 lm	87%
BLACK FOSTER Micro Custom Surface 5	A451-20- ② -0- N	7W	2700K	500mA	775 lm	87%
	A451-20- ② -1- N	7W	3000K	500mA	800 lm	87%
	A451-20- ② -2- N	7W	4000K	500mA	850 lm	87%
BLACK FOSTER Micro Custom Surface 10	A451-50- ② -0- N	14W	2700K	500mA	1550 lm	87%
	A451-50- ② -1- N	14W	3000K	500mA	1600 lm	87%
	A451-50- ② -2- N	14W	4000K	500mA	1700 lm	87%

48 V | IP20 | CRI>90 | L80B10 > 60.000h



② *OPTIONS

1	No DIM
2	DIM DALI

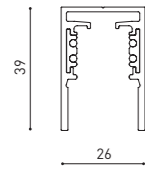


COLOUR | N ■ |

MATERIAL | AL | ABS+PC |

RAL ⓘ » 538

» PLEASE CONSULT



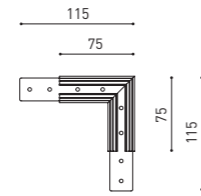
BLACK FOSTER Micro Custom Surface 1m	A450-01-00- NT WT
BLACK FOSTER Micro Custom Surface 2m	A450-02-00- NT WT
BLACK FOSTER Micro Custom Surface 3m	A450-03-00- NT WT



BLACK FOSTER Micro Custom Surface L-Joint	A450-04-00- NT WT
BLACK FOSTER Micro Custom Surface T-Joint	A450-05-00- NT WT
BLACK FOSTER Micro Custom Surface X-Joint	A450-06-00- NT WT

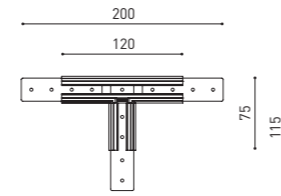


BLACK FOSTER MICRO CUSTOM SURFACE L-JOINT



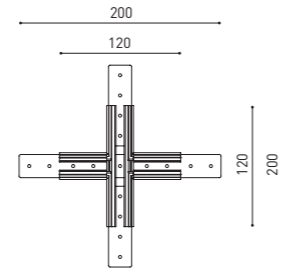
Electrical connection not included

BLACK FOSTER MICRO CUSTOM SURFACE T-JOINT



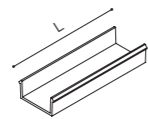
Electrical connection not included

BLACK FOSTER MICRO CUSTOM SURFACE X-JOINT



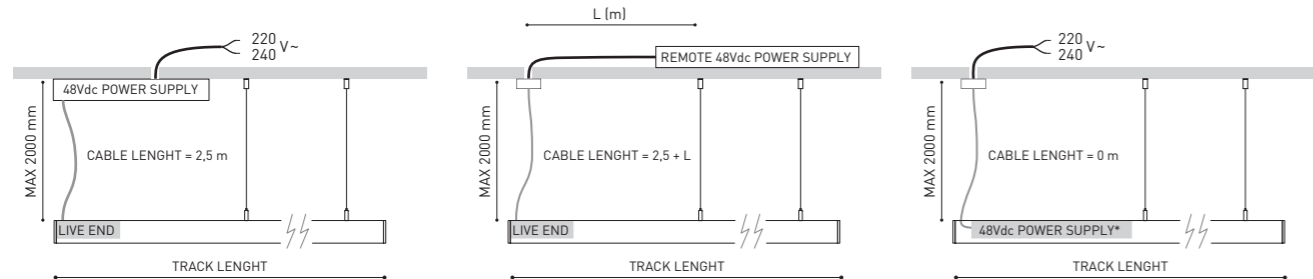
Electrical connection not included

BLACK FOSTER Micro Custom Surface Gap 250	A450-01-00- N 250mm
BLACK FOSTER Micro Custom Surface Gap 500	A450-02-00- N 500mm
BLACK FOSTER Micro Custom Surface Gap 1000	A450-02-00- N 1000mm



DROP VOLTAGE TABLE

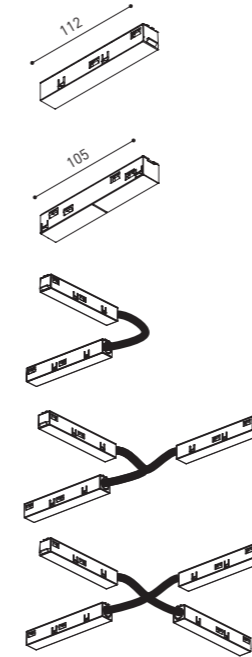
POWER [W]	CABLE SECTION [mm²]	CABLE LENGTH [m]			
		5	10	20	30
100	0,75	50	50	X	X
	1,5	50	50	40	25
150	0,75	40	15	X	X
	1,5	50	40	20	X



COLOUR | NT ■ | WT □ | N ■ |

RAL ⓘ » 538

Ⓢ » PLEASE CONSULT



Live-End Connector

A338-00-01- | N |

Central Connector

A338-00-02- | N |

L-Joint Connector

A338-00-12- | N |

T-Joint Connector

A450-00-07- | N |

X-Joint Connector

A450-00-08- | N |



BLACK FOSTER Micro Custom Surface

End A450-00-04- | N | W |



BLACK FOSTER Micro Custom Surface

End Feed A450-00-05- | N | W |



BLACK FOSTER Micro Custom Surface

Straight Joiner A450-00-06

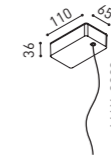
SUSPENSION COMPONENTS

Wired Power Supply Case 48V

A338-00-25- | NT | WT | 150W NO DIM

A338-00-26- | NT | WT | 150W DIM

220 V~ 240 V~ INCL



Suspension Feed Kit

A338-00-16- | N | W | NO DIM

A338-00-17- | N | W | DIM

For remote power supply

A338-00-27- | N | W | NO DIM

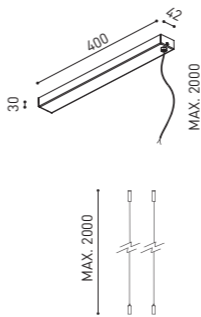
A338-00-28- | N | W | DIM

For power supply inside the track


Suspension Kit (2 units)

A450-00-09- | NT | WT |


Suggested mounting accessories quantities:
1000mm - 2 Pcs.
2000mm - 2 Pcs.
3000mm - 3 Pcs.




MAINS TRIMLESS



MAINS THICK TRIMLESS



STEEL CABLE TRIMLESS



WIRE TRIMLESS ACCESSORIES

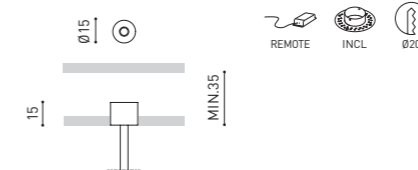
FEED

Mains Trimless*

A023-00-01- | W | N | NO DIM

Mains Thick Trimless*

A023-00-02- | W | N | DIM



FASTENING

Steel Cable Trimless*

A023-00-05- | W | N |



COLOUR | N ■ | W □ | NT ■ | WT □ |

RAL ⓘ » 538

* AS MANY PIECES AS NEEDED ACCORDING TO YOUR PRODUCT



Bright Line

Swiss Concept, Valencia (Spain) | Francesc Rifé Studio | Photography: David Zarzo

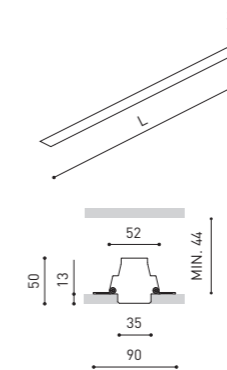


>> MORE INFO

		P	CCT	Flux	LOR	L
BRIGHT LINE 250	A303-00-11- W	2,9W	3000K	307 lm	43%	250mm
	A303-00-12- W	2,9W	4000K	313 lm	43%	250mm
BRIGHT LINE 500	A303-00-21- W	5,8W	3000K	615 lm	43%	500mm
	A303-00-22- W	5,8W	4000K	625 lm	43%	500mm
BRIGHT LINE 1000	A303-00-31- W	11,5W	3000K	1230 lm	43%	1000mm
	A303-00-32- W	11,5W	4000K	1250 lm	43%	1000mm
BRIGHT LINE 2000	A303-00-41- W	23W	3000K	2460 lm	43%	2000mm
	A303-00-42- W	23W	4000K	2500 lm	43%	2000mm
BRIGHT LINE 3000	A303-00-51- W	34,5W	3000K	3690 lm	43%	3000mm
	A303-00-52- W	34,5W	4000K	3750 lm	43%	3000mm

BRIGHT LINE HO 250	A304-00-11- W	5,8W	3000K	596 lm	43%	250mm
	A304-00-12- W	5,8W	4000K	605 lm	43%	250mm
BRIGHT LINE HO 500	A304-00-21- W	11,5W	3000K	1191 lm	43%	500mm
	A304-00-22- W	11,5W	4000K	1211 lm	43%	500mm
BRIGHT LINE HO 1000	A304-00-31- W	23W	3000K	2382 lm	43%	1000mm
	A304-00-32- W	23W	4000K	2422 lm	43%	1000mm
BRIGHT LINE HO 2000	A304-00-41- W	46W	3000K	4764 lm	43%	2000mm
	A304-00-42- W	46W	4000K	4844 lm	43%	2000mm
BRIGHT LINE HO 3000	A304-00-51- W	69W	3000K	7146 lm	43%	3000mm
	A304-00-52- W	69W	4000K	7266 lm	43%	3000mm

24 V | III | IP20 | CRI>90 | L80B10 >60.000h



COLOUR | W □ | MATERIAL | AL

RAL ⓘ » 538

RECOMMENDED FOR INSTALLATIONS WHERE THE PROFILE CAN BE INSTALLED BEFORE THE FALSE PLASTERBOARD CEILING (THICKNESS 12,5mm.)

ⓘ » PLEASE CONSULT



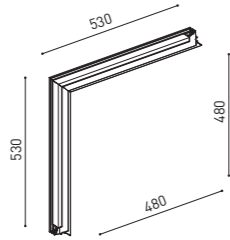
>> MORE INFO

	P	CCT	Flux	LOR	L	
BRIGHT LINE CORNER 90° Two Planes	A303-00-61- W	11,5W	3000K	1230 lm	43%	530 x 530mm
	A303-00-62- W	11,5W	4000K	1250 lm	43%	530 x 530mm
BRIGHT LINE H0 CORNER 90° Two Planes	A304-00-61- W	23W	3000K	2382 lm	43%	530 x 530mm
	A304-00-62- W	23W	4000K	2422 lm	43%	530 x 530mm

24 V | III | IP20 | CRI>90 | L80B10 >60.000h



BRIGHT LINE CORNER 90° TWO PLANES



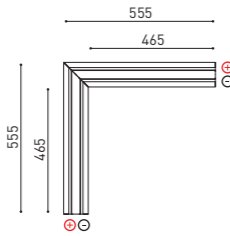
>> MORE INFO

	P	CCT	Flux	LOR	L	
BRIGHT LINE CORNER 90° One Plane Polarized A	A303-00-71- W	11,5W	3000K	1230 lm	43%	555 x 555mm
	A303-00-72- W	11,5W	4000K	1250 lm	43%	555 x 555mm
BRIGHT LINE H0 CORNER 90° One Plane Polarized A	A304-00-71- W	23W	3000K	2382 lm	43%	555 x 555mm
	A304-00-72- W	23W	4000K	2422 lm	43%	555 x 555mm
BRIGHT LINE CORNER 90° One Plane Polarized B	A303-00-81- W	11,5W	3000K	1230 lm	43%	555 x 555mm
	A303-00-82- W	11,5W	4000K	1250 lm	43%	555 x 555mm
BRIGHT LINE H0 CORNER 90° One Plane Polarized B	A304-00-81- W	23W	3000K	2382 lm	43%	555 x 555mm
	A304-00-82- W	23W	4000K	2422 lm	43%	555 x 555mm

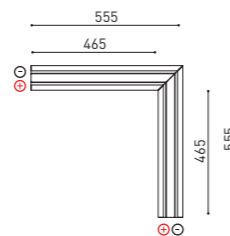
24 V | III | IP20 | CRI>90 | L80B10 >60.000h



BRIGHT LINE CORNER 90° ONE PLANE POLARIZED A



BRIGHT LINE CORNER 90° ONE PLANE POLARIZED B



COLOUR | W □ | MATERIAL | AL | PC |


RAL ⓘ » 538

RECOMMENDED FOR INSTALLATIONS WHERE THE PROFILE CAN BE INSTALLED BEFORE THE FALSE PLASTERBOARD CEILING (THICKNESS 12,5mm.)

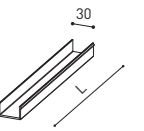
ⓘ » PLEASE CONSULT



Wisscher Housen, Valencas Espin, Housen Muedra - Estudio de Arquitectura | Photography: Adrián Mora, Mianco

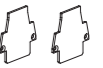


		L
BRIGHT LINE Diffuser	A303-10-01	1000mm
	A303-10-02	2000mm
	A303-10-03	3000mm

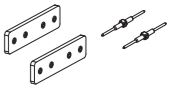


BRIGHT LINE End Caps Kit	A303-10-00- W
---------------------------------	-----------------

Thickness of each cover = 2 mm.



BRIGHT LINE Straight Joiner	A303-10-04
------------------------------------	------------



BRIGHT LINE Power Line	A303-10-05
-------------------------------	------------



MOUNTING ACCESSORIES

BRIGHT LINE Fixation Kit	A219-21-06- B
---------------------------------	-----------------



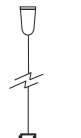
BRIGHT LINE Flush Ceiling Kit	A219-22-06- B
--------------------------------------	-----------------



BRIGHT LINE Track Clamp Kit for M6 ROD	A219-21-21- B
---	-----------------



BRIGHT LINE Suspension Kit	A219-21-10- B
-----------------------------------	-----------------



SUGGESTED MOUNTING ACCESSORIES QUANTITIES

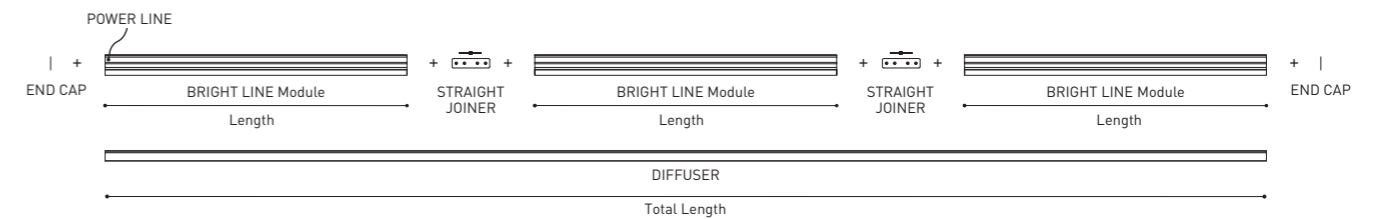
250 mm - 1 Pcs
 500 mm - 1 Pcs
 1000 mm - 2 Pcs
 2000 mm - 2 Pcs
 3000 mm - 3 Pcs

Corner 90° One Plane - 2Pcs.

Corner 90° Two Planes - 3 Pcs - One unit (in the ceiling) and two units (in the wall) can be combined.

			P	V	Max Length	Max Length H0	D
*CONSTANT VOLTAGE LED POWER SUPPLY	ON/OFF	0433-10-22	96W	24V	7000mm	3750mm	300 x 40 x 21 mm
		0433-10-23	80W	24V	6250mm	3000mm	345 x 32 x 22mm
	DALI PUSH	0433-10-24	160W	24V	7000mm	5000mm	300 x 50 x 35mm

220
240 V~ | DRIVER MUST BE PLACED ON REMOTE



COLOUR | W □ | B □ |

MATERIAL | AL | PC |

RAL » 538

RECOMMENDED FOR INSTALLATIONS WHERE THE PROFILE CAN BE INSTALLED BEFORE THE FALSE PLASTERBOARD CEILING (THICKNESS 12,5mm.)

» PLEASE CONSULT

Fifty +

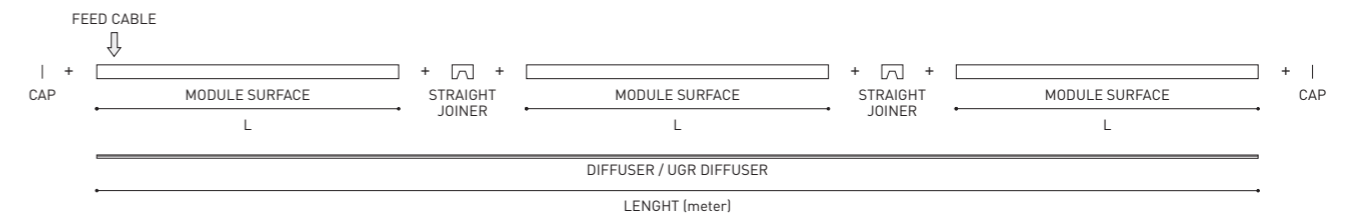
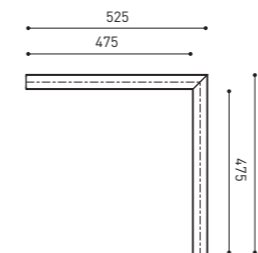
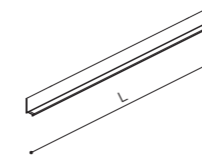
CUSTOM

>> MORE INFO



Ⓞ *OPTIONS

1	No DIM
2	DIM DALI
3	DIM Push



		P	CCT	I	Flux	L
FIFTY + Surface Custom 100	A443-01- Ⓞ -1- WT NT	15,4W	3000K	700mA	2280 lm	1000mm
	A443-01- Ⓞ -2- WT NT	15,4W	4000K	700mA	2400 lm	1000mm
FIFTY + Surface Custom 150	A443-02- Ⓞ -1- WT NT	23,1W	3000K	700mA	3420 lm	1500mm
	A443-02- Ⓞ -2- WT NT	23,1W	4000K	700mA	3600 lm	1500mm
FIFTY + Surface Custom 200	A443-03- Ⓞ -1- WT NT	30,8W	3000K	700mA	4560 lm	2000mm
	A443-03- Ⓞ -2- WT NT	30,8W	4000K	700mA	4800 lm	2000mm
FIFTY + Surface Custom 300	A443-04- Ⓞ -1- WT NT	46,2W	3000K	700mA	6840 lm	3000mm
	A443-04- Ⓞ -2- WT NT	46,2W	4000K	700mA	7200 lm	3000mm
FIFTY + Surface Custom Corner	A443-05- Ⓞ -1- WT NT	15,4W	3000K	700mA	2280 lm	525 x 525mm
	A443-05- Ⓞ -2- WT NT	15,4W	4000K	700mA	2400 lm	525 x 525mm
FIFTY + H0 Surface Custom 100	A443-11- Ⓞ -1- WT NT	23,6W	3000K	1050mA	3260 lm	1000mm
	A443-11- Ⓞ -2- WT NT	23,6W	4000K	1050mA	3440 lm	1000mm
FIFTY + H0 Surface Custom 150	A443-12- Ⓞ -1- WT NT	35,4W	3000K	1050mA	4890 lm	1500mm
	A443-12- Ⓞ -2- WT NT	35,4W	4000K	1050mA	5160 lm	1500mm
FIFTY + H0 Surface Custom 200	A443-13- Ⓞ -1- WT NT	47,2W	3000K	1050mA	6520 lm	2000mm
	A443-13- Ⓞ -2- WT NT	47,2W	4000K	1050mA	6880 lm	2000mm
FIFTY + H0 Surface Custom 300	A443-14- Ⓞ -1- WT NT	70,8W	3000K	1050mA	9780 lm	3000mm
	A443-14- Ⓞ -2- WT NT	70,8W	4000K	1050mA	10320 lm	3000mm
FIFTY + H0 Surface Custom Corner	A443-15- Ⓞ -1- WT NT	23,6W	3000K	1050mA	3260 lm	525 x 525mm
	A443-15- Ⓞ -2- WT NT	23,6W	4000K	1050mA	3440 lm	525 x 525mm

220
240 V~ | IP20 | CRI>90 | L80B10
> 60,000h



ACCESSORIES

FIFTY + Diffuser (x meter)	LOR
A447-00-00	70%



Max length 30 m.

FIFTY + End Caps Kit
A447-00-20- WT NT



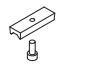
FIFTY + Power Line
A443-00-00

FIFTY + UGR Diffuser (x meter)	LOR
A447-00-10	47%



Max length 30 m.

FIFTY + Straight Joiner
A447-00-30



COLOUR | WT □ | NT ■ |

MATERIAL | AL | PC |

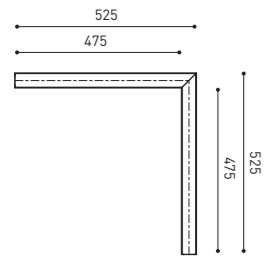
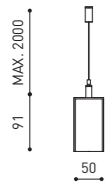
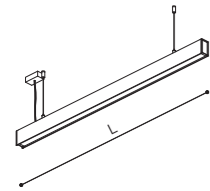
RAL ⓘ » 538

Ⓞ » PLEASE CONSULT

EXTENDED FAMILY

Fifty + Surface_P233 · Fifty + Suspension_P309

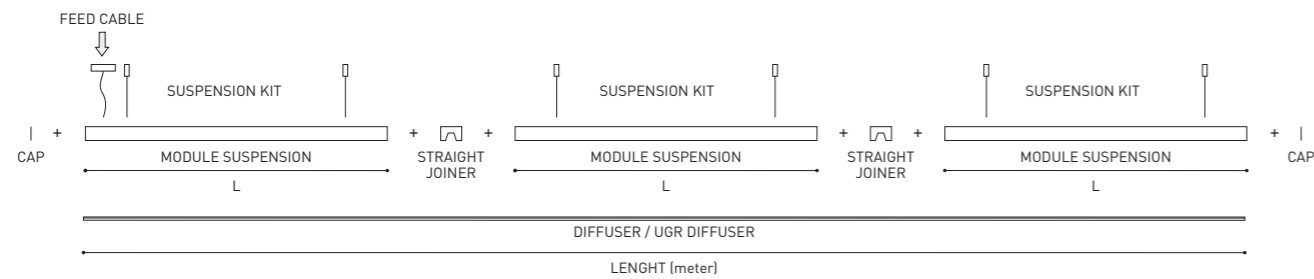
>> MORE INFO



		P	CCT	I	Flux	L
FIFTY + Suspension Custom 100	A444-01- ① -1- WT NT	15,4W	3000K	700mA	2280 lm	1000mm
	A444-01- ② -2- WT NT	15,4W	4000K	700mA	2400 lm	1000mm
FIFTY + Suspension Custom 150	A444-02- ① -1- WT NT	23,1W	3000K	700mA	3420 lm	1510mm
	A444-02- ② -2- WT NT	23,1W	4000K	700mA	3600 lm	1510mm
FIFTY + Suspension Custom 200	A444-03- ① -1- WT NT	30,8W	3000K	700mA	4560 lm	2000mm
	A444-03- ② -2- WT NT	30,8W	4000K	700mA	4800 lm	2000mm
FIFTY + Suspension Custom 300	A444-04- ① -1- WT NT	46,2W	3000K	700mA	6840 lm	3000mm
	A444-04- ② -2- WT NT	46,2W	4000K	700mA	7200 lm	3000mm
FIFTY + Suspension Custom Corner	A444-05- ① -1- WT NT	15,4W	3000K	700mA	2280 lm	525 x 525mm
	A444-05- ② -2- WT NT	15,4W	4000K	700mA	2400 lm	525 x 525mm
FIFTY + HO Suspension Custom 100	A444-11- ① -1- WT NT	23,6W	3000K	1050mA	3260 lm	1000mm
	A444-11- ② -2- WT NT	23,6W	4000K	1050mA	3440 lm	1000mm
FIFTY + HO Suspension Custom 150	A444-12- ① -1- WT NT	35,4W	3000K	1050mA	4890 lm	1510mm
	A444-12- ② -2- WT NT	35,4W	4000K	1050mA	5160 lm	1510mm
FIFTY + HO Suspension Custom 200	A444-13- ① -1- WT NT	47,2W	3000K	1050mA	6520 lm	2000mm
	A444-13- ② -2- WT NT	47,2W	4000K	1050mA	6880 lm	2000mm
FIFTY + HO Suspension Custom 300	A444-14- ① -1- WT NT	70,8W	3000K	1050mA	9780 lm	3000mm
	A444-14- ② -2- WT NT	70,8W	4000K	1050mA	10320 lm	3000mm
FIFTY + HO Suspension Custom Corner	A444-15- ① -1- WT NT	23,6W	3000K	1050mA	3260 lm	525 x 525mm
	A444-15- ② -2- WT NT	23,6W	4000K	1050mA	3440 lm	525 x 525mm

220-240 V~ | IP20 | CRI>90 | L80B10 >>60.000h | MacAdam Step 2 | OPTIONS* | 2 m | FAST | EXCL. DIFFUSER | FAST CONNEX | INCL | *UGR <19 | 104° | *UGR 62°

- ① *OPTIONS
- 1 No DIM
 - 2 DIM DALI
 - 3 DIM Push



COLOUR | WT □ | NT ■ | MATERIAL | AL | PC | RAL ⓘ » 538
 ⓘ » PLEASE CONSULT

ACCESSORIES

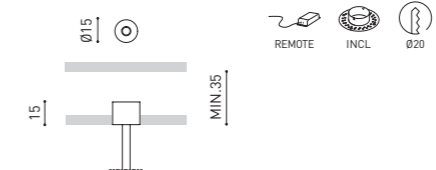
FIFTY + Diffuser (x meter)	LOR	FIFTY + UGR Diffuser (x meter)	LOR
A447-00-00	70%	A447-00-10	47%
Max length 30 m.		Max length 30 m.	
FIFTY + End Caps Kit		FIFTY + Straight Joiner	
A447-00-20- WT NT		A447-00-30	
FIFTY + Suspension Power Line		FIFTY + Suspension Kit	
A444-00-00- WT NT	NO DIM	A444-00-20- WT NT	
A444-00-10- WT NT	DIM	At least 2 units needed. Extra unit each 100 cm. required	

OPTIONAL ACCESSORIES

WIRE TRIMLESS Accessories

FEED


Mains Trimless	NO DIM
A023-00-01- W N	
Mains Thick Trimless	DIM
A023-00-02- W N	



FASTENING

Steel Cable Trimless**

A023-00-05- W N	
---------------------	--



COLOUR | WT □ | NT ■ | W □ | N ■ | MATERIAL | AL | PC | RAL ⓘ » 538
 ⓘ » PLEASE CONSULT

** AS MANY PIECES AS NEEDED ACCORDING TO YOUR PRODUCT



**Lark-111/Lark/Basic/
Drivers/ARK-Control/
Technical info/
Special LED/Simbols
Glossary/Reference Index/
Accessories**



Lark-111



reddot design award
winner 2014



Lark-111



Lark-111 · HONEYCOMB LOUVER

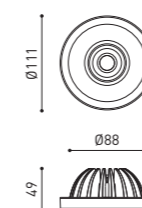
>> MORE INFO

		P	CCT	Beam	I	Flux	Flux Out	LOR
Lark-111	A25 Ⓞ -10-10- W N	6,5W	2700K	19°	200mA	900 lm	828 lm	92%
	A25 Ⓞ -10-11- W N	6,5W	3000K	19°	200mA	940 lm	865 lm	92%
	A25 Ⓞ -10-12- W N	6,5W	4000K	19°	200mA	950 lm	874 lm	92%
	A25 Ⓞ -10-20- W N	6,5W	2700K	40°	200mA	900 lm	774 lm	86%
	A25 Ⓞ -10-21- W N	6,5W	3000K	40°	200mA	940 lm	808 lm	86%
	PHASE CUT* A25 Ⓞ -10-22- W N	6,5W	4000K	40°	200mA	950 lm	817 lm	86%
PHASE CUT*	A25 Ⓞ -20-10- W N	12W	2700K	19°	350mA	1440 lm	1325 lm	92%
	A25 Ⓞ -20-11- W N	12W	3000K	19°	350mA	1500 lm	1380 lm	92%
	A25 Ⓞ -20-12- W N	12W	4000K	19°	350mA	1520 lm	1398 lm	92%
	A25 Ⓞ -20-20- W N	12W	2700K	40°	350mA	1440 lm	1238 lm	86%
	A25 Ⓞ -20-21- W N	12W	3000K	40°	350mA	1500 lm	1290 lm	86%
	PHASE CUT* A25 Ⓞ -20-22- W N	12W	4000K	40°	350mA	1520 lm	1307 lm	86%
DALI I PUSH*	A25 Ⓞ -21-10- W N	12W	2700K	19°	350mA	1440 lm	1325 lm	92%
	A25 Ⓞ -21-11- W N	12W	3000K	19°	350mA	1500 lm	1380 lm	92%
	A25 Ⓞ -21-12- W N	12W	4000K	19°	350mA	1520 lm	1398 lm	92%
	A25 Ⓞ -21-20- W N	12W	2700K	40°	350mA	1440 lm	1238 lm	86%
	A25 Ⓞ -21-21- W N	12W	3000K	40°	350mA	1500 lm	1290 lm	86%
	DALI I PUSH* A25 Ⓞ -21-22- W N	12W	4000K	40°	350mA	1520 lm	1307 lm	86%

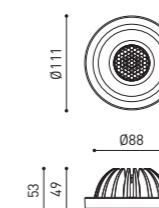
220
240 V~ | CRI>90 | L80B10
>40.000h



Lark-111



Lark-111 · HONEYCOMB LOUVER



Ⓞ OPTIONS

- 2 Lark-111
- 3 Lark-111 Honeycomb**

COLOUR | W □ | N ■ |

MATERIAL | AL

RAL ⓘ » 538

* OTHER DIM OPTIONS PLEASE CONSULT | ** HONEYCOMB AFFECTS LIGHTING PARAMETERS

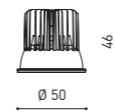
Ⓞ ⓘ » PLEASE CONSULT

Lark



>> MORE INFO

Lark



>> MORE INFO



>> MORE INFO



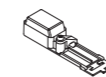
>> MORE INFO

OPTIONAL ACCESSORIES

SAFETY SEPARATOR

0458-00-00

with connection box covered



HALOGEN LAMPHOLDER GZ10


0419-00-00

50W



		P	CCT	I	Flux	Flux Out	LOR
Lark	0434-00-96	5W	2700K	140mA	700 lm	644 lm	92%
	0434-00-05	5W	3000K	140mA	730 lm	672 lm	92%
	0434-00-19	5W	4000K	140mA	750 lm	690 lm	92%
	0434-01-02	7,5W	2700K	200mA	950 lm	874 lm	92%
	0434-00-09	7,5W	3000K	200mA	1000 lm	920 lm	92%
	0434-00-17	7,5W	4000K	200mA	1030 lm	948 lm	92%
	0434-01-03	7,5W	2700K	200mA	950 lm	874 lm	92%
	0434-00-15	7,5W	3000K	200mA	1000 lm	920 lm	92%
PHASE CUT *	0434-00-18	7,5W	4000K	200mA	1030 lm	948 lm	92%
	0434-01-04	7,5W	2700K	200mA	950 lm	874 lm	92%
	0434-01-05	7,5W	3000K	200mA	1000 lm	920 lm	92%
DALI PUSH *	0434-01-06	7,5W	4000K	200mA	1030 lm	948 lm	92%

220 V~ | CRI>80 | > 60.000h L80B10



P	
BASIC Fix 12V	MAX 50W
0037-01-01- W NS	
G53 12V IP20	EXCL Ø62

P	
BASIC Tilt 12V	MAX 50W
0038-01-01- W NS	
G53 12V IP20	EXCL 35° Ø75

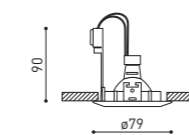
P	
BASIC Tilt Extra 12V	MAX 50W
0321-01-01- W NS	
G53 12V IP20	EXCL 35° Ø75

P	
BASIC Fix 230V	MAX 50W
0337-01-01- W NS	
G210 220/240 V~ IP20	Ø62

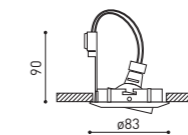
P	
BASIC Tilt 230V	MAX 50W
0338-01-01- W NS	
G210 220/240 V~ IP20	35° Ø75

P	
BASIC Tilt Extra 230V	MAX 50W
0325-01-01- W NS	
G210 220/240 V~ IP20	35° Ø75

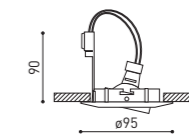
BASIC FIX



BASIC TILT



BASIC TILT EXTRA



COLOUR | W □ | NS ■ | MATERIAL | AL

* OTHER DIM OPTIONS PLEASE CONSULT

RAL ⓘ » 538

☎️ » PLEASE CONSULT

Lighting Design

Accessories



En el desarrollo de proyectos luminotécnicos, Arkoslight utiliza la última tecnología BIM (*Building Information Modeling*) y plataformas pioneras como Dialux que nos permiten incrementar la eficiencia del proceso y la exactitud de los cálculos lumínicos. También, ponemos a disposición de arquitectos, interioristas y *lighting designers* archivos 3D de nuestras luminarias en diversos formatos para potenciar su creatividad.

In developing lighting technology projects, Arkoslight uses the latest BIM (*Building Information Modeling*) technology and pioneering platforms such as Dialux which enables us to increase the efficiency of the process and the accuracy of lighting calculations. Likewise, making available to architects, interior and *lighting designers* 3D files of our luminaires in various formats to foster their creativity.

Lors du développement de projets luminotechniques, Arkoslight fait appel à la dernière technologie BIM (*Building Information Modeling*) et à des plateformes pionnières telles que Dialux, qui nous permettent d'augmenter l'efficacité du processus et l'exactitude des calculs de luminosité.

Nous mettons également à la disposition des architectes, décorateurs d'intérieur et *lighting designers* les archives 3D de nos luminaires dans divers formats afin d'encourager leur créativité.

Per lo sviluppo di progetti illuminotecnici Arkoslight impiega l'ultima tecnologia BIM (*Building Information Modeling*) e piattaforme pionieristiche come Dialux, che ci consentono di incrementare l'efficienza del processo e l'esattezza dei calcoli di luminosità. Inoltre, mettiamo a disposizione di architetti, progettisti d'interni e *lighting designers* file 3D in diversi formati dei nostri apparecchi di illuminazione per potenziare la loro creatività.

Bei der Entwicklung von Projekten der Beleuchtungstechnik verwendet Arkoslight die neueste BIM (*Building Information Modeling*)-Technologie und wegweisende Plattformen wie Dialux, mit denen wir die Prozesseffizienz und die Exaktheit der Lichtberechnungen erhöhen können. Wir stellen Architekten, Innendesignern und *Lighting Designer* 3D-Dateien unserer Leuchten in verschiedenen Formaten zur Verfügung, um deren Kreativität zu unterstützen.

DIALux
PREMIUM PARTNER

R AUTODESK®
REVIT®

Driver options

FOR PRODUCTS WITH DRIVER EXCLUDED
220-240 VAC INPUT

DIM	DRIVER	I	PIECES																
			STEP - STEP S - STEP XS	DARK	DARK M - DARK M ASYM	TOP MINI	SHOT LIGHT	SHOT LIGHT M SURFACE	ALASKA TRIMLESS	RHINO	WALLY	ALFA	FIT 20 MAGNETIC	FIT 27 MAGNETIC - PLUS MICRO MAGNETIC - IO MICRO MAGNETIC	SIX XS MAGNETIC	BLACK FOSTER CUSTOM			
ON/OFF	D1	140mA			1														
	D2	200mA			1														
	D3	300mA			1														
	D4	350mA	1...12	1...12						1	1...12	1..4	1..4						
	D5	400mA														1...3			
	D6	500mA															1...4		
	D7	700mA		1...12							1...12				1...12				
	D8	1050mA		1...11							1...11								
	D11	700mA		1...20							1...20				1...20				1...20*
	D13	350mA	1...3	1...3							1...3	1	1						
	D14	350mA	1...7	1...7							1...7				1...2				
	D15	250mA													1...3				
	PUSH	D16	200mA			1													
		D17	300mA			1													
		D18	250mA													1...3			
D19		350mA	4...14	4...14							1	4...14	2..4						
D20		500mA													1...4				
D21		700mA		1...13							1...13				1...13				
D26		350mA	1...20	1...20							1...20	1..6	1..6						
D27		500mA													1...6				
D28		700mA		1...20							1...20				1...20				1...20*
D29		1050mA		1...16							1...16								
DALI	D16	200mA			1														
	D17	300mA			1														
	D18	250mA													1...3				
	D22	350mA	2...13	2...13							1	2...13	1..4	1..4					
	D23	400mA													1...3				
	D24	500mA													1...4				
	D25	700mA		1...13							1...13				1...13				
	D26	350mA	1...20	1...20							1...20	1..6	1..6						
	D27	500mA													1...6				
	D28	700mA		1...20							1...20				1...20				1...20*
D29	1050mA		1...16							1...16									
CASAMBI	D30	350mA	1...20	1...20							1	1...20	1..6	1..6					
	D31	500mA													1...6				
	D32	700mA		1...20							1...20				1...20			1...20*	
	D33	1050mA		1...16							1...16								
ZIGBEE	D34	350mA	1...20	1...20							1	1...20	1..6	1..6					
	D35	500mA													1...6				
	D36	700mA		1...20							1...20				1...20			1...20*	
	D37	1050mA		1...16							1...16								

*CHECK WITH BLACK FOSTER APP

CONSTANT CURRENT LED DRIVERS

DRIVER	TPOLOGY	DIM	REFERENCE	DESCRIPTION	I
D1	A	ON/OFF	04340036	DRIVER MP15 CONFIG.140mA	140mA
D2	A		04340037	DRIVER MP15 CONFIG.200mA	200mA
D3	A		04340038	DRIVER MP15 CONFIG.300mA	300mA
D4	A		04340039	DRIVER PROFESSIONALE 42W CONFIG.350mA	350mA
D5	A		04340153	DRIVER PROFESSIONALE 42W CONFIG.400mA	400mA
D6	A		04340042	DRIVER PROFESSIONALE 42W CONFIG.500mA	500mA
D7	B		04340040	DRIVER PROFESSIONALE 42W CONFIG.700mA	700mA
D8	C		04340041	DRIVER PROFESSIONALE 42W CONFIG.1050mA	1050mA
D9	A		04340141	DRIVER MP50 K3 CONFIG.350mA	350mA
D10	A		04340142	DRIVER MP50 K3 CONFIG.500mA	500mA
D11	B		04340143	DRIVER MP50 K3 CONFIG.700mA	700mA
D12	C		04340144	DRIVER MP50 K3 CONFIG.1050mA	1050mA
D13	A		04860435	DRIVER LED 4W BULL 350MA	350mA
D14	A		04860835	DRIVER LED 8W BULL 350MA	350mA
D15	A		04340130	DRIVER LED 9W BULL 250MA	250mA
D16	G	DALI + PUSH	04330100	KIT OTI LARK 8W 200MA DALI/PUSH	200mA
D17	G		04330107	KIT OTI LARK 11W 300MA DALI/PUSH	300mA
D18	G		04340129	KIT OTI DALI 10W 250MA	250mA
D19	D	PUSH + 1-10V	04340078	DRIVER MAX.32W DIM 1/10V / PUSH CONFIG.350MA	350mA
D20	D		04340043	DRIVER MAX.32W DIM 1/10V / PUSH CONFIG.500mA	500mA
D21	E		04340045	DRIVER MAX.32W DIM 1/10V / PUSH CONFIG.700mA	700mA
D22	D	DALI	04340079	DRIVER MAX.32W DIM DALI CONFIG 350mA	350mA
D23	D		04340154	DRIVER MAX.32W DIM DALI CONFIG 400mA	400mA
D24	D		04340044	DRIVER MAX.32W DIM DALI CONFIG 500mA	500mA
D25	E		04340046	DRIVER MAX.32W DIM DALI CONFIG 700mA	700mA
D26	D	DALI + PUSH + 1-10V	04340123	DRIVER MAXI JOLLY CONFIG 350mA	350mA
D27	D		04340124	DRIVER MAXI JOLLY CONFIG 500mA	500mA
D28	E		04340125	DRIVER MAXI JOLLY CONFIG 700mA	700mA
D29	F		04340126	DRIVER MAXI JOLLY CONFIG 1050mA	1050mA
D30	D	CASAMBI	04340145	DRIVER 60W CASAMBI READY CONFIG.350mA	350mA
D31	D		04340146	DRIVER 60W CASAMBI READY CONFIG.500mA	500mA
D32	E		04340147	DRIVER 60W CASAMBI READY CONFIG.700mA	700mA
D33	F		04340148	DRIVER 60W CASAMBI READY CONFIG.1050mA	1050mA
D34	D	ZIGBEE	04340149	DRIVER MAXI JOLLY US ZIGBEE CONFIG.350mA	350mA
D35	D		04340150	DRIVER MAXI JOLLY US ZIGBEE CONFIG.500mA	500mA
D36	E		04340151	DRIVER MAXI JOLLY US ZIGBEE CONFIG.700mA	700mA
D37	F		04340152	DRIVER MAXI JOLLY US ZIGBEE CONFIG.1050mA	1050mA

DRIVER MAXIMUM DISTANCE RANGE

DRIVER TYPOLOGY	A				B				C			
	WIRE CROSS - SECTION	0,5mm ²	1mm ²	1,5mm ²	2,5mm ²	0,5mm ²	1mm ²	1,5mm ²	2,5mm ²	0,5mm ²	1mm ²	1,5mm ²
DISTANCE TO LED	20m	50m	50m	50m	10m	20m	20m	50m		10m	20m	30m

D				E				F				G			
0,5mm ²	1mm ²	1,5mm ²	2,5mm ²	0,5mm ²	1mm ²	1,5mm ²	2,5mm ²	0,5mm ²	1mm ²	1,5mm ²	2,5mm ²	0,5mm ²	1mm ²	1,5mm ²	2,5mm ²
15m	15m	15m	15m	10m	15m	15m	15m		10m	10m	15m	2m	2m	2m	2m

Drivers

CONSTANT CURRENT LED DRIVER

ON-OFF

		P (MAX)	I	D
	0486-04-35	4W	350mA	61 x 35 x 21mm
	0486-08-35	8W	350mA	
	0434-01-30	9W	250mA	
	0486-12-70	12W	700mA	115 x 34 x 19mm
	0434-00-36	5,8W	140mA	115 x 34 x 19mm
	0434-00-37	8,3W	200mA	
	0434-00-38	12,4W	300mA	
	0434-00-39	15W	350mA	129 x 42 x 30mm
	0434-01-53	18W	400mA	
	0434-00-42	22W	500mA	
	0434-00-40	31W	700mA	
	0434-00-41	42W	1050mA	
	0434-01-41	25W	350mA	124 x 79 x 22mm
	0434-01-42	35W	500mA	
	0434-01-43	50W	700mA	
	0434-01-44	50W	1050mA	

DIM

	DALI PUSH	0434-01-29	10W	250mA	166 x 30 x 22mm
	DALI PUSH	0433-01-00	7,5W	200mA	95 x 53 x 30mm
		0433-01-07	11W	300mA	
		0433-01-27	12W	350mA	
	1-10V Push	0434-00-78	18W	350mA	103 x 67 x 21mm
		0434-00-43	25W	500mA	
		0434-00-45	32W	700mA	
	DALI	0434-00-79	17W	350mA	103 x 67 x 21mm
		0434-01-54	19W	400mA	
		0434-00-44	24W	500mA	
	DALI PUSH / 1-10V	0434-00-46	32W	700mA	124 x 79 x 22mm
		0434-01-23	25W	350mA	
		0434-01-24	35W	500mA	
	DALI PUSH / 1-10V	0434-01-25	50W	700mA	124 x 79 x 22mm
		0434-01-26	60W	1050mA	
		0434-01-45	25W	350mA	
	CASAMBI	0434-01-46	35W	500mA	124 x 79 x 22mm
		0434-01-47	50W	700mA	
		0434-01-48	60W	1050mA	
	ZIGBEE	0434-01-49	25W	350mA	124 x 79 x 22mm
		0434-01-50	35W	500mA	
		0434-01-51	50W	700mA	
	ZIGBEE	0434-01-52	60W	1050mA	

CONSTANT VOLTAGE LED DRIVER

ON-OFF

	0434-01-37	60W	24V	180 x 52 x 30mm
	0433-10-22	100W	24V	300 x 40 x 21mm
	0434-01-61	100W	48V	298 x 16 x 19mm
	0434-01-62	150W	48V	350 x 30 x 18mm

DIM

	DALI PUSH	0433-10-23	80W	24V	346 x 32 x 22mm
	DALI PUSH	0433-10-24	160W	24V	300 x 50 x 35mm

MULTIFUNCTION EQUIPMENTS

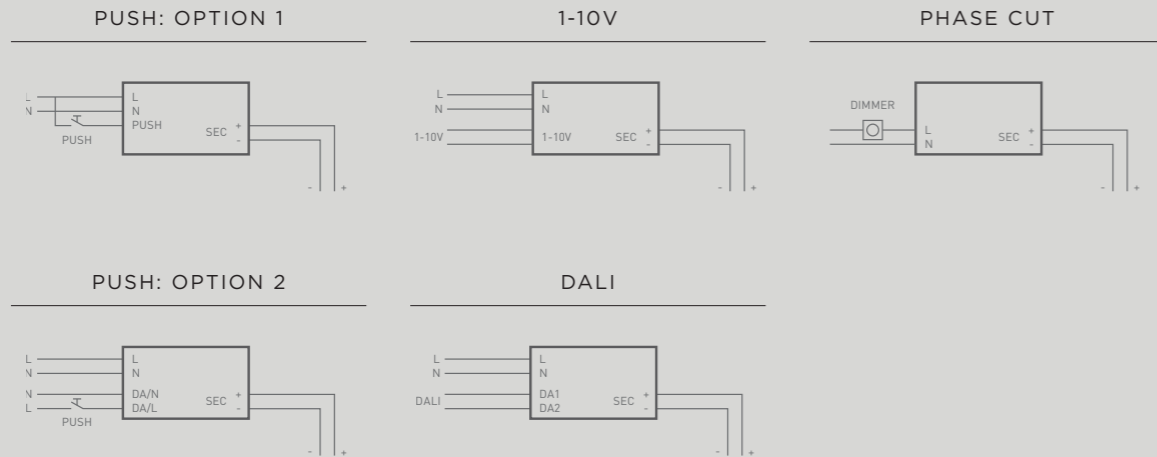
ON-OFF

	0434-01-18	25W / 350mA	50W / 900mA	124 x 79 x 22mm
		35W / 500mA	50W / 1050mA	
		50W / 700mA	50W / 48V	

DIM

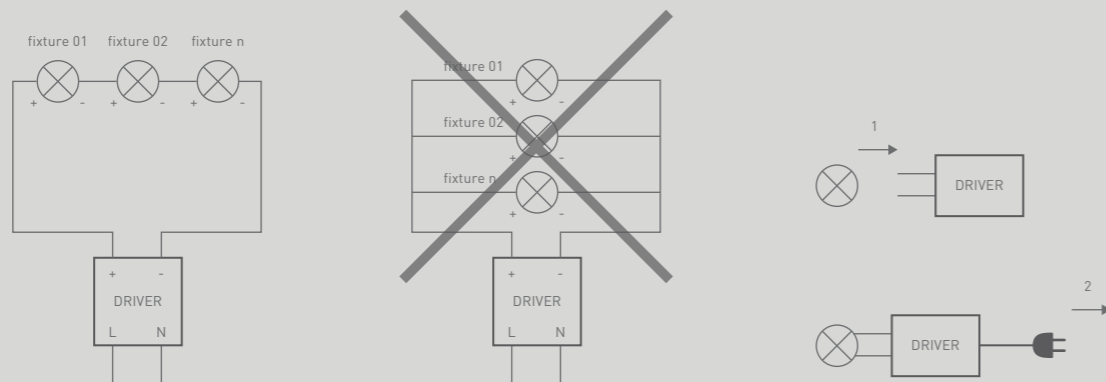
	1-10V Push	0486-00-00	16W / 300mA	32W / 700mA	103 x 67 x 21mm		
			18W / 350mA	20W / 900mA			
			25W / 500mA	11W / 12V			
	DALI	0434-00-73	30W / 600mA	20W / 24V	103 x 67 x 21mm		
				14W / 300mA		32W / 700mA	
				17W / 350mA		10W / 12V	
	DALI PUSH / 1-10V	0433-00-23	24W / 500mA	20W / 24V	124 x 79 x 22mm		
				28W / 600mA		25W / 350mA	60W / 900mA
				35W / 500mA		60W / 1050mA	50W / 48V
	CASAMBI	0434-01-08	50W / 700mA	50W / 48V	124 x 79 x 22mm		
				25W / 350mA		60W / 900mA	
				35W / 500mA		60W / 1050mA	
	ZIGBEE	0434-01-39	50W / 700mA	50W / 48V	124 x 79 x 22mm		
				25W / 350mA		60W / 900mA	
				35W / 500mA		60W / 1050mA	

Installation Schemes

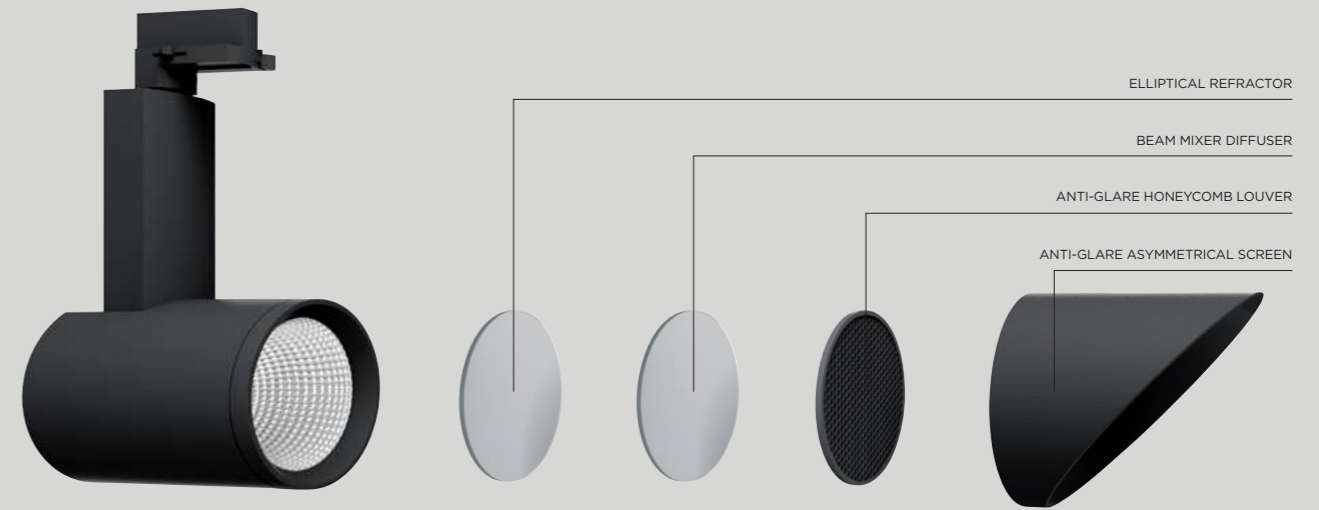
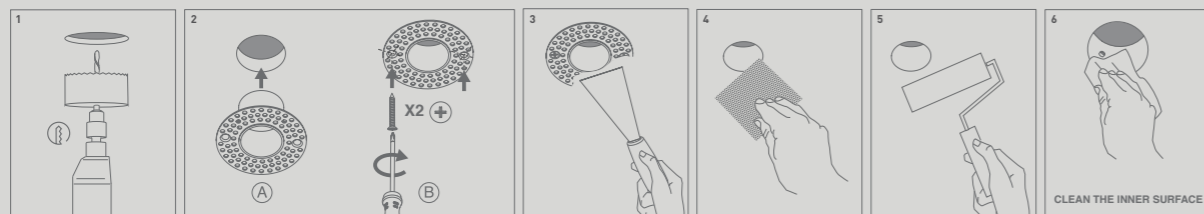


Connection Tips

SEVERAL FIXTURES CONNECTION TO A SINGLE CONSTANT CURRENT DRIVER



Trimless Mounting



Light Distribution Accessories

ELLIPTICAL REFRACTOR

Lente que reformula el haz de luz para conseguir una forma elíptica a través de la refracción de la luz en su disco de plástico (PMMA) + Film de PET.

Lens that modifies the light beam to achieve an elliptical shape through the refraction of light in its plastic disc (PMMA) + PET film.

Lentille qui reformule le faisceau lumineux pour obtenir une forme elliptique par le biais de la réfraction de la lumière dans son disque en plastique (PMMA) + Film de PET.

Lente che riformula il fascio di luce per ottenere una forma ellittica a causa della rifrazione della luce sul suo vetro ottico (PMMA) + Film in PET.

Linse, die den Lichtstrahl umformt, um durch die Lichtbrechung in ihrer Kunststoffscheibe (PMMA) + PET-Folie eine elliptische Form zu erreichen.

BEAM MIXER DIFFUSER

El difusor homogeneizador del haz de luz suaviza las distorsiones en la emisión de la luz provocadas por las lentes parabólicas, Fresnel o colimadores TIR, sin generar un alargamiento significativo del haz. Su diseño exclusivo consigue una homogeneización de la luz excelente en planos lejanos y una mezcla cromática con una extraordinaria luminosidad axial. Comparado con los difusores tradicionales, mantiene una mayor intensidad de candelas en el centro del haz (CBPC) y disminuye

el antiestético efecto de "campos de luz" en ángulos amplios.

The Beam Mixer Diffuser is used to smooth beam artifacts caused by parabolic, Fresnel, or TIR lens collimators without significant broadening. The unique mixing design provides superior far-field smoothing and color mixing with high on-axis brightness. Compared with traditional diffusers, it maintains higher central beam candlepower (CBPC), and produce less undesirable "field light" at higher angles.

Le Diffuseur homogénéisateur de faisceau lumineux s'utilise pour atténuer les distorsions de l'émission de lumières provoquées par les lentilles paraboliques, Fresnel ou collimateurs TIR, sans allonger de manière significative le faisceau. Son design exclusif permet une excellente homogénéisation en champs lointains et un mélange chromatique d'une luminosité axiale remarquable. Comparé avec un diffuseur traditionnel, ce diffuseur maintient une plus haute intensité lumineuse au centre du faisceau (CBPC) et diminue l'indésirable effet "champs de lumière" dans les angles plus amples.

Il Diffusore di fascio luminoso misto serve ad uniformare gli effetti distortivi del fascio luminoso dovuti ai collimatori con lente parabolica, di Fresnel o TIR senza un allungamento significativo. L'eccezionale design "misto" assicura una migliore uniformità del campo lontano e una miscelazione cromatica con una straordinaria luminosità assiale.

Rispetto ai diffusori tradizionali, mantiene una maggiore intensità luminosa in candele al centro del fascio (CBPC) e diminuisce la sgradevole "luce a lunga gittata" negli angoli più ampi.

Der Strahlenmischdiffusor wird verwendet, um durch parabolische, Fresnel- oder TIR-Linsen-Kollimatoren verursachte Strahlenartefakte ohne wesentliche Ausdehnung zu glätten. Das einzigartige Mischungskonzeption sorgt für hochwertige Fernfeldglättung und Farbmischung bei hoher on-axis-Helligkeit. Im Vergleich zu herkömmlichen Diffusoren bewahrt er eine höhere Lichtstärkenspitze (CBPC) und ruft bei größeren Winkeln weniger unerwünschte "Lichtfelder" hervor.

ANTI-GLARE HONEYCOMB LOUVER

Accesorio formado por una parrilla en forma de panel de abeja para reducir el deslumbramiento y la incidencia directa de los rayos en la visión.

Accessory made up of louver in the shape of a honeycomb panel to reduce glare and the effects of direct rays on vision.

Accessoire composé d'une grille en nid d'abeille pour réduire l'éblouissement et l'incidence directe des rayons dans la vision.

Accessorio formato da una griglia a forma di pannello d'ape per ridurre l'abbagliamento e l'incidenza diretta dei raggi durante la visione.

Zubehör in Form eines Wabengitters, um die Blendung und den direkten Einfall der Strahlen in die Augen zu reduzieren.

ANTI-GLARE ASYMMETRICAL SCREEN

Pantalla accesoria para orientar el haz de luz de manera asimétrica y conseguir, por un lado, reducir el deslumbramiento y, por otro, una distribución luminosa de incidencia lateral (adecuada para aplicaciones de bañador de pared, entre otras).

Accessory screen to direct the light beam in an asymmetrical way and also to reduce glare and to spread the light laterally (suitable for wall washer applications, among others).

Écran accessoire pour l'orientation du faisceau lumineux de manière asymétrique afin de réduire l'éblouissement et d'obtenir une distribution lumineuse d'incidence latérale (appropriée pour les applications de lèche-murs, entre autres).

Schermo accessorio per orientare il fascio di luce in modo asimmetrico ed ottenere, da un lato, la riduzione dell'abbagliamento e, dall'altro, una distribuzione luminosa ad incidenza laterale (adeguata per applicazioni di wall washer, tra le altre cose).

Optionales Schirm-Accessoire für die asymmetrische Ausrichtung des Lichtbündels, um zum einen die Blendung zu reduzieren und zum anderen einen seitlichen Lichteinfall zu erzielen (zum Beispiel für Wandbestrahlung).

Elliptical Refractor



Beam Mixer Diffuser



Anti-glare Honeycomb Louver



Anti-glare Screen



ARK Control

BLUETOOTH

Los accesorios Ark Control Bluetooth permiten controlar de forma inalámbrica cualquier luminaria del catálogo utilizando la APP de Casambi disponible en Apple y Play Store. La tecnología de control de iluminación de Casambi ofrece la posibilidad de implementar y desarrollar un sistema de control de iluminación a medida tanto para la iluminación profesional como el sector residencial.

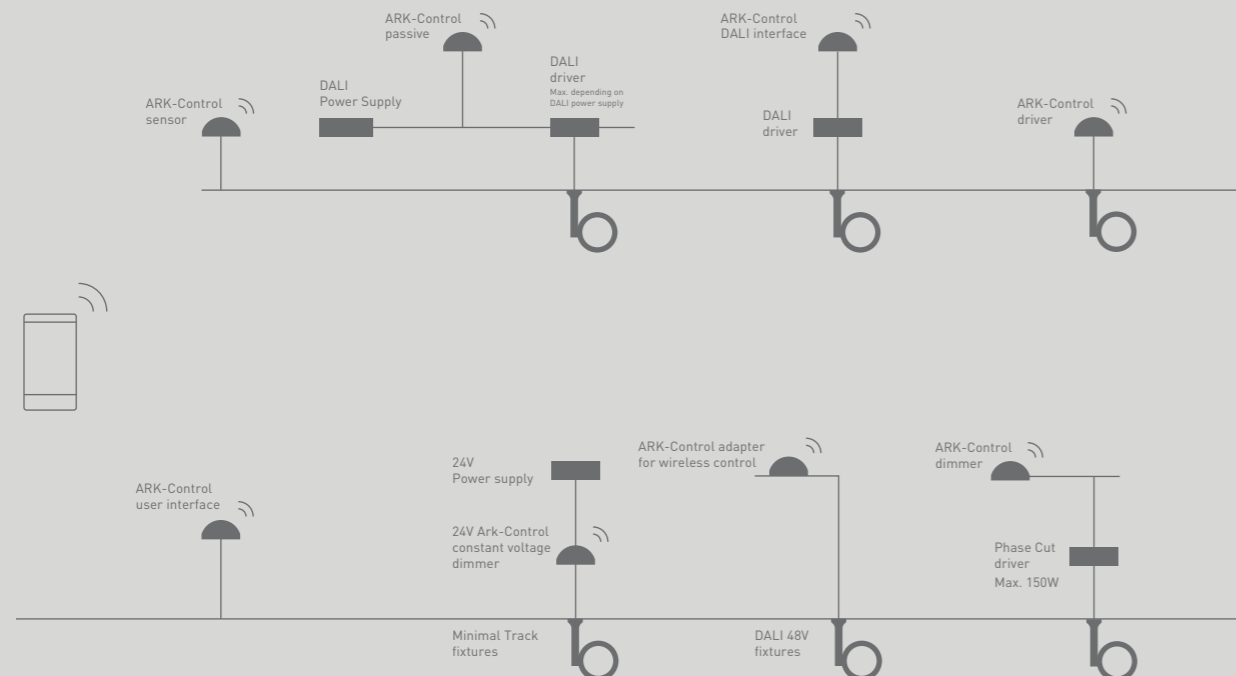
Ark Control Bluetooth accessories enables the wireless control of any luminaire in the catalogue using the Casambi APP available on Apple and Play Store. Casambi's lighting control technology provides the option to implement and design a tailor-made lighting control system for both professional lighting and the residential sector.

Les accessoires Ark Control Bluetooth permettent un contrôle sans fil des luminaires du catalogue compatibles avec l'application Casambi, disponible sur Apple et Play Store. La technologie de contrôle d'éclairage de Casambi offre la possibilité de mettre

en place et développer un système de contrôle d'éclairage sur mesure, que ce soit dans l'éclairage professionnel ou le secteur résidentiel.

Gli accessori Ark Control Bluetooth consentono di controllare in modalità wireless qualsiasi apparecchio di illuminazione del catalogo mediante la APP di Casambi, disponibile in Apple e Play Store. La tecnologia di controllo dell'illuminazione di Casambi offre la possibilità di implementare e sviluppare un sistema di controllo su misura, sia per l'illuminazione professionale che per il settore residenziale.

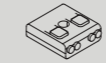
Mit dem Zubehör Ark Control Bluetooth können Sie jede Leuchte aus dem Katalog drahtlos über die Casambi APP steuern, die im Apple und Play Store erhältlich ist. Die Lichtsteuerungstechnologie von Casambi bietet die Möglichkeit, ein maßgeschneidertes Lichtsteuerungssystem sowohl für die professionelle Beleuchtung als auch für den Wohnbereich zu implementieren und zu entwickeln.



0434-00-31

Ark-Control 1-10V / DALI

Bluetooth control unit for LED power supplies with 0-10V, 1-10V or DALI dimming interface. One independent push button input. Up to five DALI power supplies



0434-00-34

Ark-Control Dimmer

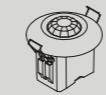
Bluetooth control for phase cut adjustable LED power supplies.



0433-10-25

Ark-Control Passive

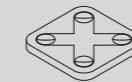
Bluetooth controller for DALI networks. It is supplied directly from a DALI bus. Four independent push button inputs.



0434-01-07

Ark-Control Sensor

Bluetooth control sensor depending on the ambient light and presence detection.

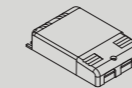


0434-00-35 | W | N |

Ark-Control User Interface W | N

Bluetooth control user interface that can be configured using the Casambi application.

The four destination buttons can control a scene, an animation, a luminaire or a group of them -according to the configuration desired by the user-



0434-01-45

350 mA

0434-01-46

500 mA

0434-01-47

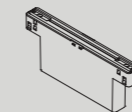
700 mA

0434-01-48

1050 mA

Ark-Control Driver

Power supply with built-in Bluetooth wireless interface.

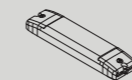


0434-01-31 | W | N |

Adapter for Wireless Control. Double Compatibility

Ark-Control Ready: Compatible with Casambi technology. It controls up to 4 groups of luminaires (on the same track).

A.A.G. Stucchi LightControl Ready: Compatible with the A.A.G. Stucchi LightControl APP. It individually controls up to 64 luminaires (on the same track).



0433-01-33

Ark-Control Constant Voltage dimmer

Constant voltage bluetooth dimmer.

ZIGBEE

Zigbee es un protocolo de comunicación inalámbrico habitual en domótica que permite que los objetos inteligentes se comuniquen y utilicen un mismo lenguaje entre ellos.

Se encuentra ya implementado en hogares y edificios inteligentes y su sistema está construido teniendo en cuenta la compatibilidad con versiones anteriores y posteriores.

Zigbee goza de la confianza de fabricantes como Amazon, Philips, Samsung, LG SmartThinQ, o Belkin entre otros, que utilizan este sistema en sus productos para hogares inteligentes.

Zigbee is a wireless communication protocol common in home automation (or smart home) which enables intelligent objects to communicate and use the same common language between them.

It is already implemented in smart homes and buildings and its system is constructed with forward and backward compatibility in mind.

Zigbee is trusted by manufacturers such as Amazon, Philips, Samsung, LG SmartThinQ, or Belkin among others, who use this system in their smart home products.

Zigbee est un protocole de communication sans fil généralement utilisé en domotique, permettant aux objets intelligents de communiquer entre eux à travers un langage commun.

Déjà présent dans les foyers et bâtiments intelligents,

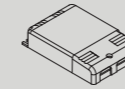
son système est conçu en prenant en compte sa compatibilité avec les versions plus ou moins récentes. Zigbee bénéficie de la confiance de fabricants, dont Amazon, Philips, Samsung, LG SmartThinQ ou Belkin, qui emploient ce système dans leurs produits pour foyers intelligents.

Zigbee è un protocollo di comunicazione wireless molto comune nell'automazione domestica, che consente agli oggetti intelligenti di comunicare e di utilizzare uno stesso linguaggio.

È già stato implementato in case e edifici intelligenti e il suo sistema è stato costruito tenendo presente la compatibilità con versioni precedenti e successive. Zigbee gode della fiducia di produttori quali Amazon, Philips, Samsung, LG SmartThinQ o Belkin, fra altri, i quali utilizzano questo sistema nei loro prodotti per case intelligenti.

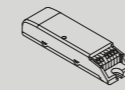
Zigbee ist ein drahtloses Kommunikationsprotokoll, das in der Hausautomatisierung üblich ist und es intelligenten Objekten ermöglicht, miteinander zu kommunizieren und dieselbe Sprache zu verwenden. Es wird bereits in intelligenten Häusern und Gebäuden eingesetzt, und das System ist abwärts- und aufwärtskompatibel.

Zigbee genießt das Vertrauen von Herstellern wie Amazon, Philips, Samsung, LG SmartThinQ, Belkin und anderen, die das System in ihren Smart-Home-Produkten verwenden.



0434-01-49	350 mA
0434-01-50	500 mA
0434-01-51	700 mA
0434-01-52	1050 mA

Ark control Zigbee driver
Power supply with Zigbee interface.



0434-01-38

Ark control Zigbee interface

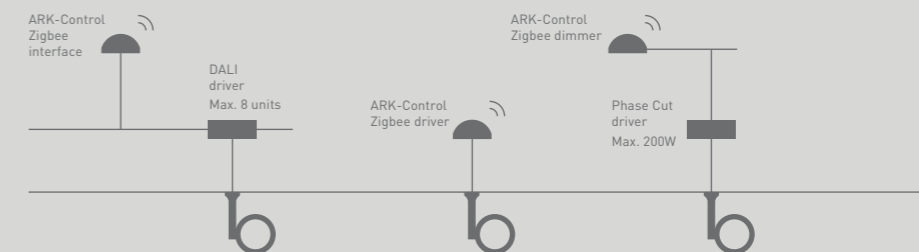
Zigbee controller for luminaires with DALI power supplies. Control of up to 8 DALI luminaires. Compatible with Tunable White.



0433-01-29

Zigbee Phase Cut Dimmer

Zigbee control for phase cut adjustable LED power supplies.



DALI

DALI es uno de los sistemas de regulación más comunes de iluminación direccionable digital. Permite el control remoto de las luminarias y su sencilla instalación facilita la creación de sistemas de iluminación flexibles en cualquier escala de proyecto.

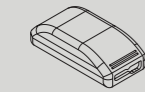
DALI is one of the most common digital addressable lighting interface dimming systems. Enabling the remote control of luminaires and its simple installation facilitates the creation of flexible lighting systems on any project level.

DALI est l'un des systèmes de régulation d'éclairage adressable numériquement les plus communs. Il permet le contrôle à distance des luminaires,

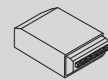
et son installation simple facilite la création de systèmes d'éclairage flexibles, peu importe l'envergure du projet.

DALI è uno dei sistemi di regolazione più comuni per l'illuminazione orientabile digitale. Consente di controllare da remoto gli apparecchi di illuminazione e la sua facile installazione semplifica la creazione di sistemi di illuminazione flessibili per qualsiasi scala di progetto.

DALI ist eines der am weitesten verbreiteten Dimmsysteme für digital adressierbare Beleuchtung. Es ermöglicht die Fernsteuerung der Leuchten und seine einfache Installation erleichtert die Schaffung flexibler Beleuchtungssysteme für jede Projektgröße.



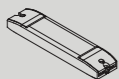
0434-01-14 **Dali Power Supply**
MAX 240mA | 300 m



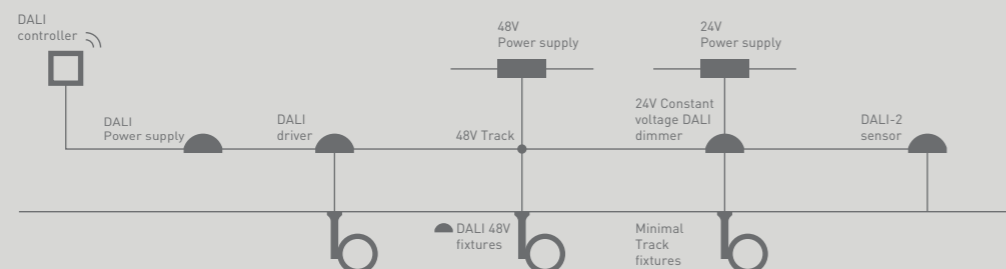
0433-01-30 **Dali Controller**
The extremely compact application controller for Dali-2-based applications can be commissioned wirelessly via smartphone or tablet thanks to a Bluetooth interface and the sCS commissioning app. With 4 independent push button inputs.



0433-01-31 **Dali-2 Sensor**
Dali-2 ambient light and motion detection sensor.



0433-01-32 **Constant Voltage Dali Dimmer**
Intelligent digital dimmer (DALI-2) with constant output voltage.



DALI BASIC

Sistema de control DALI para el control y configuración de 32 luminarias mediante dispositivos móviles.

DALI control system for the control and configuration of 32 luminaires via mobile devices.

Système de contrôle DALI permettant de contrôler et configurer 32 luminaires par le biais d'appareils mobiles.

Sistema di controllo DALI per il controllo e la configurazione di 32 apparecchi di illuminazione tramite dispositivi mobili.

DALI-Steuersystem für die Steuerung und Konfiguration von 32 Leuchten über mobile Geräte.



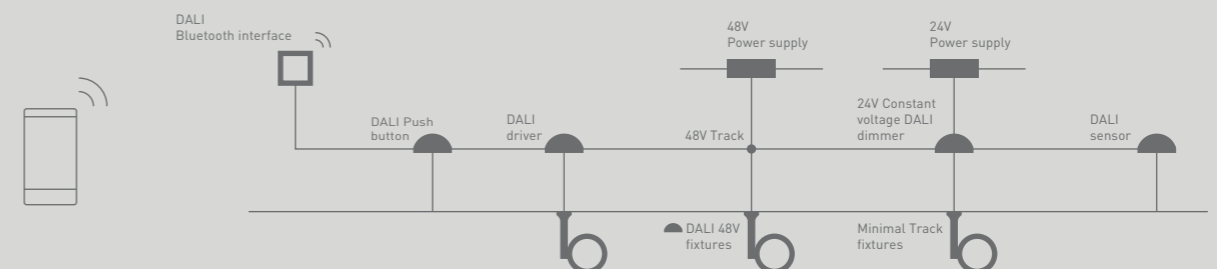
0434-00-77 **Interface Dali Bluetooth**
Dali light controller for up to 32 Dali fixtures. Supports up to 4 groups and 4 input devices. Control the light via smartphone. One independent push button input.



0434-00-66 **Dali Sensor**
Dali light and presence sensor.



0434-01-27 **Dali Push Button**
Four independent DALI push button inputs.



WIFI

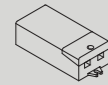
Sistema de regulación inalámbrico que permite controlar luminarias mediante asistentes de voz.

Wireless dimming system which enables luminaires to be controlled via voice assistance.

Système de régulation sans fil permettant de contrôler les luminaires par l'intermédiaire d'assistants vocaux.

Sistema di regolazione wireless, che consente di controllare gli apparecchi di illuminazione tramite assistenti vocali.

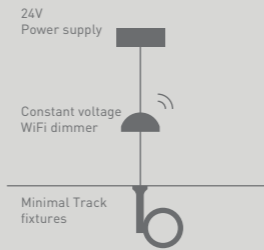
Drahtloses Dimmersystem, das die Steuerung von Leuchten mithilfe von Sprachassistenten ermöglicht.



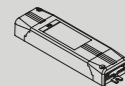
0434-01-64

Constant voltage wifi dimmer

5A max



LED Emergency Kits



0434-00-64

1 Hour Emergency Kit

Batteries and green LED indicator included
Output 9-58 Vdc

0434-00-65

3 Hours Emergency Kit

Batteries and green LED indicator included
Output 9-58 Vdc

INFORMACIÓN TÉCNICA

TECHNICAL INFO/
RENSEIGNEMENTS
TECHNIQUES/
INFO TECNICHE/
TECHNISCHE
INFORMATION/

CCT - TEMPERATURA DE COLOR CORRELACIONADA (K)

Es una medida para describir el tono de una fuente luminica. Se define comparando su color dentro del espectro luminoso con el de la luz que emitiría un cuerpo negro calentado a una temperatura determinada y se mide en grados kelvin (K).

CCT - CORRELATED COLOR TEMPERATURE (K)

It is a measure to describe the colour appearance of a light source. It is defined by the comparison of its colour within the light spectrum with that of the light which would be emitted by a black body heated to a given temperature and is measured in degrees Kelvin (K).

CCT - TEMPÉRATURE DE COULEUR PROXIMALE (K)

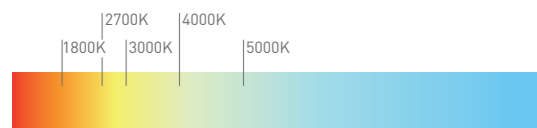
Il s'agit d'une unité de mesure de la tonalité d'une source lumineuse. Elle est définie en comparant une couleur du spectre lumineux à celle de la lumière émise par un corps noir chauffé à une température précise, et mesurée en degrés Kelvin (K).

CCT - TEMPERATURA DI COLORE CORRELATA (K)

È una misura che descrive il tono di una sorgente luminosa. Si definisce comparando il suo colore nello spettro luminoso con quello che emetterebbe un corpo nero riscaldato a una determinata temperatura e si misura in gradi Kelvin (K).

CCT - KORRELIERTE FARBTEMPERATUR (K)

Ein Maß zur Beschreibung des Farbtons einer Lichtquelle. Sie wird durch den Vergleich ihrer Farbe innerhalb des Lichtspektrums mit der Farbe des Lichts definiert, das ein schwarzer, auf eine bestimmte Temperatur erhitzter Körper aussenden würde, und wird in Grad Kelvin (K) gemessen.



Colour Characterisation

TECHNICAL INFO

ESTABILIDAD CROMÁTICA (MacAdam)

En el diagrama cromático usado para describir todos los colores que puede percibir el ojo humano, se han definido regiones (llamadas elipses MacAdam) que agrupan los colores que son indistinguibles entre sí. Esta agrupación permite establecer una medida para determinar las diferencias entre coordenadas cromáticas: los pasos MacAdam o SDCM (Standard Deviation Color Matching).

Dentro de una tolerancia de desviación Step MacAdam 1, la diferencia percibida entre los colores es inexistente. Hasta 3 pasos MacAdam, la diferencia es prácticamente inapreciable y la temperatura de color de la fuente de luz se considerará homogénea.

Arkoslight selecciona cuidadosamente -de entre el catálogo de sus proveedores-, las fuentes de luz LED adecuadas para conseguir una estabilidad cromática homogénea entre las diferentes unidades de una misma luminaria, sea cual sea el momento de su producción.

CHROMATIC STABILITY (Macadam's)

In the chromatic diagram used to describe all colours which can be perceived by the human eye, certain regions (called MacAdam ellipses) have been created to group colours which are indistinguishable, from the colour of the centre of the ellipse. This grouping facilitates establishing a measure in order to identify the differences between colour chromatic coordinates: the MacAdam steps or SDCM (Standard Deviation Color Matching).

Within a deviation tolerance of MacAdam Step 1 the perceived difference between the colours is non-existent. Up to 3 MacAdam steps, the difference is virtually negligible and the colour temperature of the light source is homogeneous. Arkoslight carefully selects the appropriate LED lighting sources (from its suppliers' catalogues) in order to obtain homogeneous chromatic stability between the different units of a single luminaire, regardless of its date of manufacture.

STABILITÉ CHROMATIQUE (MacAdam)

Dans le diagramme chromatique où figurent toutes les couleurs perçues par l'œil humain, des zones regroupant les couleurs indiscernables entre elles (appelées ellipses MacAdam) ont été définies. Ce regroupement permet d'établir une unité de mesure afin de déterminer les différences entre les coordonnées chromatiques : les étapes MacAdam ou SDCM (Standard Deviation Color Matching).

Dans la fourchette de tolérance d'écart Step MacAdam 1, aucune différence n'est observée entre les couleurs. À la 3e étape MacAdam, les couleurs sont pratiquement indiscernables et la température chromatique de la source lumineuse est considérée comme étant homogène. Arkoslight choisit avec soin, dans son catalogue de fournisseurs, les sources de lumière LED nécessaires à l'obtention d'une stabilité chromatique homogène entre les différentes pièces d'un même luminaire, peu importe le moment de production.

STABILITÀ CROMATICA (MacAdam)

È il diagramma cromatico usato per descrivere tutti i colori che l'occhio umano può percepire. Sono state definite delle regioni (chiamate ellissi MacAdam) che raggruppano i colori indistinguibili tra loro. Questo raggruppamento permette di stabilire una misura per determinare le differenze tra le coordinate cromatiche: gli step MacAdam o SDCM (Standard Deviation Color Matching).

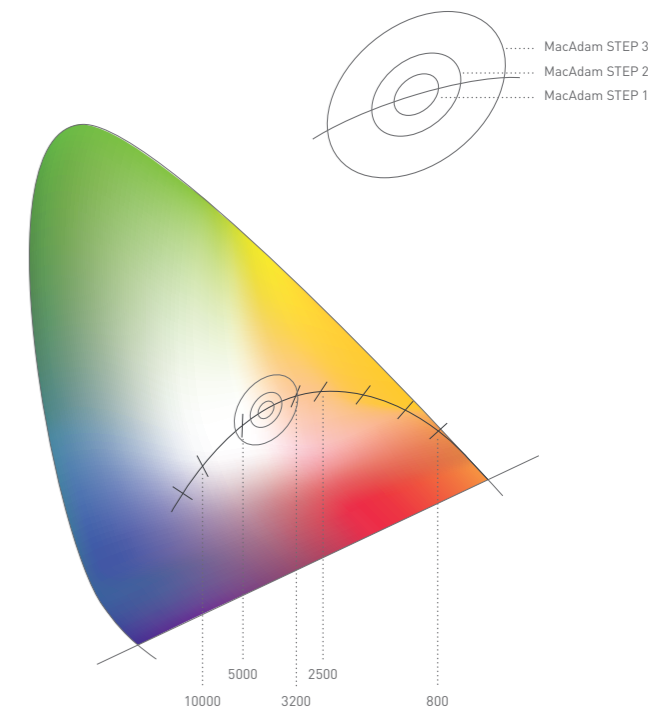
All'interno di una tolleranza di deviazione Step MacAdam 1, la differenza percepita tra i colori è inesistente. Fino allo Step MacAdam 3, la differenza è praticamente impercettibile e la temperatura di colore della luce è considerata omogenea. Arkoslight seleziona con cura, tra i cataloghi dei suoi fornitori, le sorgenti di luce LED adatte per ottenere una stabilità cromatica omogenea tra le varie unità di uno stesso apparecchio di illuminazione, qualsiasi sia il momento della loro fabbricazione.

FARBSTABILITÄT (MacAdam)

In der Farbtafel, die zur Beschreibung aller vom menschlichen Auge wahrnehmbaren Farben verwendet wird, wurden Bereiche (so genannte MacAdam-Ellipsen) definiert, in denen Farben zusammengefasst sind, die nicht voneinander unterscheiden werden können. Diese Gruppierung ermöglicht die Festlegung eines Maßes zur Bestimmung der Unterschiede zwischen den Farbkoordinaten: die Schritte MacAdam oder SDCM (Standard Deviation Colour Matching).

Innerhalb einer Toleranz der Abweichung von MacAdam Step 1 ist der wahrgenommene Unterschied zwischen den Farben nicht existent. Bis zu 3 MacAdam-Schritten ist der Unterschied praktisch vernachlässigbar und die Farbtemperatur der Lichtquelle wird als homogen angesehen.

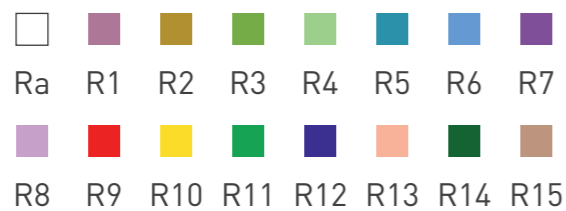
Arkoslight wählt sorgfältig die geeigneten LED-Lichtquellen aus dem Katalog seiner Lieferanten aus, um eine homogene Farbstabilität zwischen den verschiedenen Einheiten ein und derselben Leuchte zu erreichen, unabhängig vom Zeitpunkt der Produktion.



El índice de reproducción cromática (CRI), es una escala cuantitativa que mide la capacidad de la luz, para reproducir fielmente la veracidad de los colores comparados con su reproducción bajo la luz ideal o natural. Para determinarlo, se compara la fuente luminosa con una fuente de referencia con el mismo CCT, utilizando hasta 15 patrones de color. El índice Ra se calcula como un promedio de los resultados para las 8 primeras muestras de color. Se obtiene un valor de hasta un máximo de 100, considerando el 100 el valor que más se acerca a la perfección en cuanto a la reproducción de los colores. En Arkoslight hay disponibles tres rangos de cromaticidad 80, 90 y 97, además de los LED para aplicaciones especiales.

The color rendering index (CRI) is a quantitative measure of the ability of a light source to reproduce true colours in comparison to their rendering under ideal or natural light. It is determined by comparing the light source to a reference source with the same CCT using up to 15 colour standards. The Ra index is calculated as an average of the results for the first 8 colour samples. A value of up to a maximum of 100 is obtained, with 100 being considered the value that comes closest to perfection in terms of colour rendering. At Arkoslight three chromaticity ranges 80, 90 and 97 are available in addition to the LED for special applications.

L'indice de rendu des couleurs (CRI en anglais) est une mesure quantitative de la capacité d'une source lumineuse de reproduire les couleurs des objets de manière réaliste par rapport à un idéal ou à la lumière naturelle. Il est déterminé en comparant la source de lumière avec une source de référence au même CCT, à l'aide de jusqu'à 15 patrons de couleur. L'indice Ra est égal à la moyenne des résultats des huit premiers échantillons de couleur. La valeur obtenue est inférieure ou égale à 100, 100 étant la valeur la plus proche de la perfection en matière de reproduction des couleurs. Pour les applications spéciales, Arkoslight propose trois niveaux de chromaticité (80, 90 et 97) en plus des LED.



L'indice rendering di colore (CRI) è una scala quantitativa che misura l'abilità di una sorgente luminosa di rivelare i colori fedelmente, rispetto a una sorgente luminosa ideale o naturale. Per determinarlo si raffronta la sorgente luminosa con una sorgente di riferimento che possiede lo stesso CCT, impiegando fino a 15 modelli di tinta. L'indice Ra si calcola come media dei risultati per gli 8 primi campioni di colore. Si ottiene un valore che raggiunge un massimo di 100, dove 100 è il valore che più si avvicina alla perfezione, relativamente alla riproduzione dei colori. Arkoslight utilizza tre intervalli di cromaticità, 80, 90 e 97, oltre ai LED per utilizzi speciali.

Der Farbwiedergabeindex (CRI) ist eine quantitative Skala, die die Fähigkeit des Lichts misst, Farben im Vergleich zu ihrer Wiedergabe bei idealem oder natürlichem Licht originalgetreu wiederzugeben. Um dies zu ermitteln, wird die Lichtquelle mit einer Referenzquelle mit dem gleichen CCT verglichen, wobei bis zu 15 Farbstandards verwendet werden. Der Ra-Index wird als Durchschnitt der Ergebnisse für die ersten 8 Farbmuster berechnet. Es wird ein Wert von bis zu 100 erreicht, wobei 100 als der Wert gilt, der der Perfektion der Farbwiedergabe am nächsten kommt. Drei Farbbereiche 80, 90 und 97 sind bei Arkoslight neben LED für spezielle Anwendungen erhältlich.


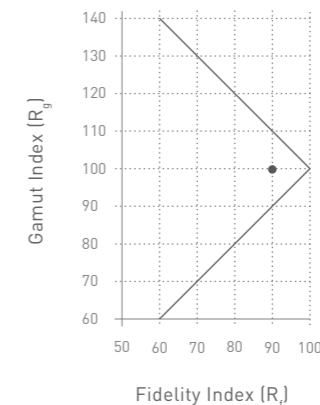
Nuevo método para la evaluación de la reproducción cromática de una fuente de luz publicado por la "Illuminating engineering society (IES)". Se fija en tres conceptos: Fidelity Index (Rf), una interpretación precisa del color, similar al CRI, pero basada en 99 muestras de color; Gamut Index (Rg), que provee información sobre el promedio de saturación de la fuente y Color Vector, una representación gráfica que muestra la desviación de saturación de los diferentes colores respecto a una fuente de referencia. Los colores estarán más o menos saturados según se encuentren en el exterior o interior del círculo de referencia.

New method for evaluating the colour rendering of a light source published by the Illuminating engineering society "Illuminating engineering society (IES)". It is based on three concepts: Fidelity Index (Rf), a precise interpretation of colour, similar to the CRI, but based on 99 colour evaluation samples; Gamut Index (Rg), which provides information on the average saturation of a light source and Colour Vector, a geographical representation showing the saturation deviation of the different colour as regards a reference light source. The colours will be more or less saturated depending on whether these are on the exterior or interior of the reference circle.

Nouvelle méthode d'évaluation de la reproduction chromatique d'une source de lumière, publiée par la «Illuminating engineering society» (IES). Elle se fonde sur trois concepts : L'Indice de fidélité (Rf), interprétation précise de la couleur comparable au CRI, basée cependant sur 99 échantillons de couleur, l'indice de Gamut (Rg), qui fournit de l'information sur la moyenne de saturation de la source et le Vecteur chromatique, représentation graphique présentant l'écart de saturation des différentes couleurs en fonction d'une source de référence. Les couleurs sont plus ou moins saturées selon qu'elles se trouvent à l'intérieur ou à l'extérieur du cercle de référence.

Nuovo metodo di valutazione della riproduzione cromatica di una sorgente luminosa, pubblicato dalla "Illuminating engineering society (IES)". Si basa su tre concetti: Fidelity Index (Rf), una precisa interpretazione del colore, simile al CRI, ma basata su 99 campioni di colore; Gamut Index (Rg), che fornisce informazioni sulla saturazione media della sorgente e Color Vector, una rappresentazione grafica che mostra la deviazione di saturazione dei vari colori, rispetto a una sorgente di riferimento. I colori saranno più o meno saturi, a seconda che si trovino all'esterno o all'interno del cerchio di riferimento.

Neue Methode zur Bewertung der Farbwiedergabe einer Lichtquelle, veröffentlicht von der Illuminating Engineering Society (IES). Sie beruht auf drei Konzepten: Fidelity Index (Rf), eine genaue Interpretation der Farbe, ähnlich wie CRI, aber basierend auf 99 Farbproben; Gamut Index (Rg), der Informationen über die durchschnittliche Sättigung der Quelle liefert; und Colour Vector, eine grafische Darstellung, die die Sättigungsabweichung verschiedener Farben von einer Referenzquelle zeigt. Die Farben sind mehr oder weniger gesättigt, je nachdem, ob sie sich außerhalb oder innerhalb des Referenzkreises befinden.



DIM TO WARM

Regulación sincronizada de la temperatura de color y la intensidad luminosa. Se necesita un único canal de regulación.

Synchronised adjustment of colour temperature and luminous intensity. Only a single controller channel is required.

Régulation synchronisée de la température chromatique et de l'intensité lumineuse. Elle ne requiert qu'un seul canal de régulation.

Regolazione sincronizzata della temperatura di colore e dell'intensità luminosa. È necessario un unico canale di regolazione.

Synchronisierte Regelung von Farbtemperatur und Lichtstärke. Es wird nur ein Regelungskanal benötigt.

TUNNABLE WHITE

Regulación independiente de la temperatura de color y la intensidad luminosa. Permite optimizar la luz de acuerdo con el entorno o incluso la hora del día y equiparar lo máximo posible la luz artificial a la luz natural con el objetivo de mejorar la calidad de vida y el bienestar de las personas.

Independent adjustment of colour temperature and luminous intensity. Enables optimising the light according to the environment or even the time of day and to bring artificial light as close as possible to natural daylight in order to improve people's quality of life and well-being.

Régulation indépendante de la température chromatique et de l'intensité lumineuse. Pour une optimisation de la lumière en fonction du cadre ou même de l'heure de la journée, et une correspondance optimale entre lumière artificielle et lumière naturelle afin d'améliorer la qualité de vie et le bien-être des personnes.

Regolazione indipendente della temperatura di colore e dell'intensità luminosa. Consente di ottimizzare la luce in base all'ambiente o persino all'ora del giorno e di equiparare il più possibile la luce artificiale a quella naturale, al fine di migliorare la qualità di vita e il benessere delle persone.

Unabhängige Regulierung von Farbtemperatur und Lichtstärke. Sie ermöglicht es, das Licht je nach Umgebung oder sogar Tageszeit zu optimieren und das künstliche Licht dem Tageslicht so nahe wie möglich zu bringen, um die Lebensqualität und das Wohlbefinden der Menschen zu verbessern.

VIDA ÚTIL

Método de medida de mantenimiento de flujo luminoso a lo largo del tiempo. Se expresa mediante los parámetros L (porcentaje de flujo luminoso que mantiene la luminaria respecto del flujo original tras las horas de funcionamiento indicadas) y B (porcentaje de luminarias cuyo flujo será inferior al determinado por L).

Por ejemplo, una vida útil de 50000 horas L80B10, quiere decir que, tras 50000 horas de funcionamiento, el 90% de las luminarias mantiene un flujo luminoso igual o superior al 80% del flujo inicial.

SERVICE LIFE

Method of measuring the maintenance of luminous flux over time. It is expressed by the parameters L (percentage of luminous flux maintained by the luminaire in relation to the original flux after the specified operating hours) and B (percentage of luminaires whose flux will be lower than that determined by L).

For example, a service life of 50,000 hours L80B10 means that, after 50,000 hours of operation, 90% of the luminaires maintain a luminous flux equal to or greater than 80% of the initial flux.

DURÉE DE VIE

Unité de mesure du maintien du flux lumineux au cours du temps. Elle est exprimée par les paramètres L (pourcentage du flux lumineux conservé par le luminaire par rapport au flux original après les heures de fonctionnement indiquées) et B (pourcentage de luminaires au flux inférieur à celui déterminé par L). Par exemple, une durée de vie de 50 000 heures L80B10 signifie qu'après 50 000 heures de fonctionnement, 90 % des luminaires conservent un flux lumineux supérieur ou égal à 80 % du flux initiale.

VITA UTILE

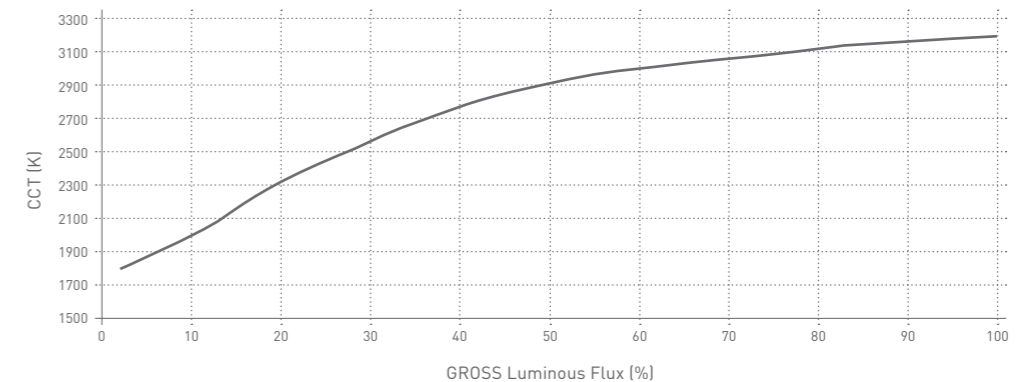
Metodo di misurazione del mantenimento del flusso luminoso nel tempo. Si esprime tramite i parametri L (percentuale del flusso luminoso che mantiene l'illuminazione rispetto al flusso originale, una volta trascorse le ore di funzionamento indicate) e B (percentuale di illuminazioni il cui flusso sarà inferiore a quello determinato da L).

Ad esempio, una vita utile di 50000 ore L80B10 significa che, dopo 50000 ore di funzionamento, il 90% dell'illuminazione mantiene un flusso luminoso uguale o superiore all'80% del flusso iniziale.

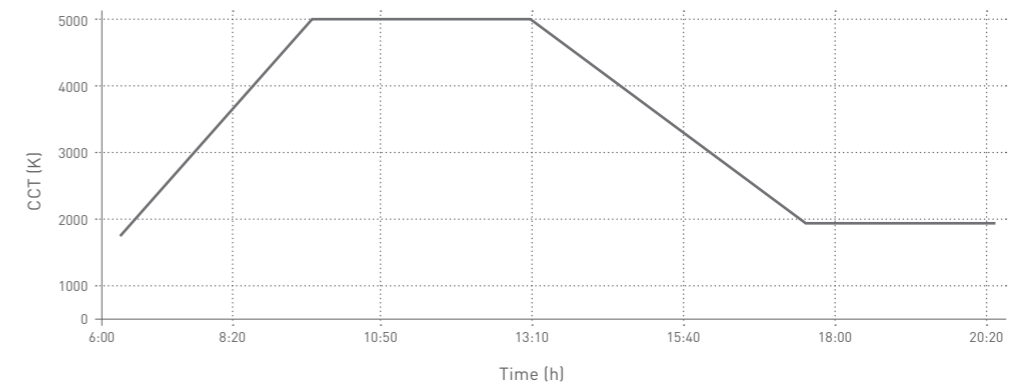
HALTBARKEIT

Methode zur Messung der Aufrechterhaltung des Lichtstroms über die Zeit. Er wird durch die Parameter L (Prozentsatz des Lichtstroms, den die Leuchte nach den angegebenen Betriebsstunden im Vergleich zum ursprünglichen Lichtstrom beibehält) und B (Prozentsatz der Leuchten, deren Lichtstrom unter dem durch L bestimmten Lichtstrom liegt) ausgedrückt. Zum Beispiel bedeutet eine Lebensdauer von 50.000 Stunden L80B10, dass nach 50.000 Betriebsstunden 90 % der Leuchten einen Lichtstrom von mindestens 80 % des ursprünglichen Lichtstroms aufweisen.

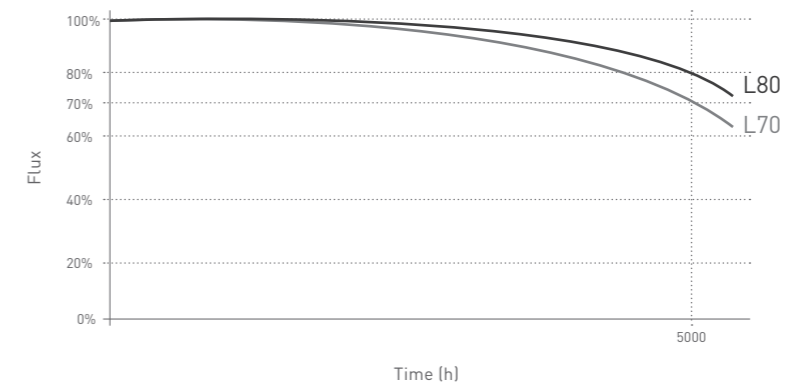
DIM TO WARM



TUNNABLE WHITE



SERVICE LIFE



Sources With Chromatic Adjustment

TECHNICAL INFO

NOTA SOBRE LOS VALORES EXPRESADOS EN ESTE CATÁLOGO

Los valores de potencia (W) y flujo luminoso (lm) expresados en este catálogo, corresponden a la fuente de luz. Si desea conocer los valores de potencia del sistema (que incluye el consumo del driver), éstos están recogidos en la ficha técnica de cada referencia, disponible en www.arkoslight.com

CRITERIOS DE CALIDAD EN LA SELECCIÓN DEL LED

Arkoslight selecciona minuciosamente sus fuentes de luz LED teniendo en cuenta el método de categorización “binning”. Durante la producción de LED, debido a las tolerancias de fabricación, existen variaciones en el flujo, la temperatura de color y el voltaje. Por este motivo se clasifica la producción de LED en “BIN”, según estos parámetros. Al elegir las fuentes de luz de sus luminarias, Arkoslight selecciona los “BIN” o grupos a los que pertenecerán todos los LED que se emplearán en las luminarias de producción. Así, se logra reducir el rango de tolerancias de estas tres características y se garantiza mayor estabilidad en el flujo luminoso, el voltaje y la temperatura de color.

FLUJO LUMINOSO (lumen)

Cantidad total de luz que emite una fuente luminosa en todo el espacio que le rodea.

ILUMINANCIA (lux)

Cantidad de flujo luminoso recibido en una superficie. El lux también puede ser definido como nº de lúmenes/m²

EFICACIA LUMINOSA (lm/W)

Indica con qué eficiencia una fuente de luz convierte la energía eléctrica en luz.

EFICIENCIA DE LA LUMINARIA - LOR (%)

Relación entre el flujo luminoso de la luminaria y el flujo luminoso de las fuentes luminosas.

REGULACIÓN

DALI (Digital Addressable Lighting Interface)

Es un estándar de regulación para iluminación que permite integrar equipos de control de diferentes fabricantes en un mismo sistema. Un sistema DALI consiste en un controlador y uno o más dispositivos para la instalación luminica (drivers, sensores, interruptores, pulsadores...) que cuentan con una interface DALI.

PUSH DIM

Control a través de un botón pulsador.

La regulación por pulsación no posee un standard y existen diferentes opciones de cableado e instalación para este tipo de regulación según cada fabricante de equipos. Usualmente serán necesarios uno o dos cables extra para su instalación, según cada fabricante.

DIM ON BOARD

La luminaria lleva su dimmer integrado, para control directo e individual.

PHASE CUT

El recorte de fase se realiza sin necesidad de una línea de control adicional, conectando un regulador en serie entre la línea de alimentación y el equipo. Dependiendo como se realiza el recorte de la tensión de red, se puede distinguir entre Leading-edge y Trailing-edge.

1-10V

Regulación continua a través de señal analógica de control. Los niveles de iluminación, pueden establecerse ente el 1% y el 100% de luz de salida.

UGR

Escala que unifica los diferentes métodos de evaluación del deslumbramiento.

El UGR trata de describir una percepción subjetiva en términos medibles considerando el deslumbramiento potencial de todas las luminarias situadas dentro del campo visual de un observador. Los valores oscilan entre 10 y 30, donde 10 significa “no deslumbramiento” y 30 significa “deslumbramiento perturbador”.

El UGR no es una característica propia de la luminaria, sino de la instalación, por lo que los UGR dados en este catálogo se han calculado usando una instalación estándar. Recomendamos el cálculo del UGR concreto de su instalación, para asegurar el valor deseado. En este catálogo todos los UGR se han calculado bajo los valores: 4H 2H Shr1

IK

El grado de protección IK es una clasificación numérica internacional para los grados de protección proporcionados por las envolventes de materiales eléctricos contra los impactos mecánicos externos, como se expresa en la Tabla 1.

CÓDIGO IP

Sistema de codificación para indicar los grados de protección proporcionados por una envoltura contra el acceso a partes peligrosas, la penetración de cuerpos sólidos extraños y la penetración de agua. El código IP está formado por dos cifras situadas inmediatamente después de las letras “IP”, cuyo significado se expresa en la Tabla 2.

SEGURIDAD ELÉCTRICA



Luminaria Clase I

Luminaria en que la protección contra los choques eléctricos no recae exclusivamente sobre el aislamiento principal, sino que tiene una medida de seguridad suplementaria bajo la forma de medios de conexión de las partes conductoras accesibles a un conductor de protección puesto a tierra.



Luminaria Clase II

Luminaria en que la protección contra los choques eléctricos no recae únicamente sobre el aislamiento principal, sino que comprende medidas de seguridad suplementarias, tales como el doble aislamiento o el aislamiento reforzado y en las que no existen medios de puesta a tierra de protección o dependencia de las condiciones de la instalación.



Luminaria Clase III

Luminaria en la que la protección contra los choques eléctricos recae en la alimentación con muy baja tensión de seguridad y en la que no se generan tensiones superiores a ésta.

TABLA 1

Código IK	IK00	IK01	IK02	IK03	IK04	IK05	IK06	IK07	IK08	IK09	IK10
Energía de impacto (julio)	*	0.15	0.20	0.35	0.50	0.70	1	2	5	10	20

TABLA 2

IP	PRIMERA CIFRA		SEGUNDA CIFRA
	Protección contra contactos eléctricos directos	Protección contra penetración de cuerpos sólidos extraños	Protección contra penetración de agua
0	Ninguna protección	Ninguna protección	Ninguna protección
1	Penetración mano	Cuerpos $\varnothing > 50$ mm	Goteo vertical
2	Penetración dedo $\varnothing > 12$ mm y 80 mm de longitud	Cuerpos $\varnothing > 12,5$ mm	Goteo desviado 15° de la vertical
3	Penetración herramienta	Cuerpos $\varnothing > 2,5$ mm	Lluvia. Goteo desviado 60° de la vertical
4	Penetración alambre	Cuerpos $\varnothing > 1$ mm	Proyecciones de agua en todas direcciones
5	Penetración alambre	Puede penetrar polvo en cantidad no perjudicial	Chorros de agua en todas direcciones
6	Penetración alambre	No hay penetración de polvo	Fuertes chorros de agua en todas direcciones
7	---	---	Inmersión temporal
8	---	---	Inmersión prolongada (Material sumergible) bajo las condiciones indicadas por el fabricante

Glosario

INFORMACIÓN TÉCNICA

NOTE CONCERNING THE VALUES SPECIFIED IN THIS CATALOGUE

The power (W) and luminous flux (lm) values specified in this catalogue correspond to the lighting source. Should you wish to know the power values of the system (including the driver's consumption), these are specified in the Technical Data Sheet of each item, available at www.arkoslight.com

QUALITY CRITERIA FOR LED SELECTION

Arkoslight methodically selects its LED lighting sources, using the "binning" classification method. During the production process of the LED, and taking into account the manufacturing tolerances, certain variations of the flux, the colour temperature or the voltage usually occur. For this reason, the production of the LED is classified in "BIN", according to the formerly mentioned parameters. When choosing the lighting sources for its luminaires, Arkoslight always selects the "BIN" or the groups corresponding to all the LED to be used for the luminaires to be produced. In doing so, a significant reduction of the tolerance range of these 3 characteristics can be obtained and likewise ensures greater stability of the luminous flux, voltage and colour temperature.

LUMINOUS FLUX (lumen):

This is the measurement of the total luminous output emitted by a light source throughout the surrounding space.

ILLUMINANCE (lux)

This is the unit that measures the degree of luminous flux received on a surface. The lux can also be defined as the number of lumens/m²

LUMINOUS EFFICIENCY (lm/W)

Specifies the efficiency of a light source converting electrical energy into light.

LUMINAIRE EFFICIENCY - LOR (%)

This is the ratio of light output emitted by the luminaire to the light output emitted by its lamps.

DIMMING

DALI (Digital Addressable Lighting Interface)

It is a dimming standard for lighting which enables equipment from different manufacturers to be integrated into a single network. A DALI network consists of a controller and one or more devices for the lighting installation (drivers, sensors, switches, push buttons...) which have DALI interfaces.

PUSH DIM

Dimming control via a push button switch.

No standard exists for push button dimming, reason why various wiring and installation options exist for this type of dimming depending on each equipment manufacturer. Generally, one or two extra wires will be required for installation, depending on each manufacturer.

PHASE CUT

Phase cutting is carried out without the need for an additional control light, by connecting a dimmer in line between the power supply line and the equipment. Depending on how the mains voltage is cut, a distinction can be made between Leading-edge and Trailing-edge.

DIM ON BOARD

The luminaire has an integrated dimmer for direct and individual control.

1-10V

Continuous dimming via analogue control signal. Light levels can be set anywhere between 10% to 100% of light output.

UGR

This is a scale which unifies different glare evaluation methods. The UGR describes subjective perception in measurable terms considering the potential glare of all the luminaires located within the observer's field of vision. The values range between 10 and 30, where 10 means "no glare" and 30 means "discomfort glare". The UGR value is not a characteristic of the luminaire itself, but of the entire installation, which is why the calculated UGR values specified in our catalogue are based on a common standard installation. The UGR calculation for your particular installation is recommended to ensure the desired UGR value. All UGRs specified in this catalogue are calculated under the values: 4H 2H Shr1

IK

The IK protection level is an international numerical classification for the degrees of protection provided by casings of electrical materials against external mechanical impacts, as specified in Table 1.

IP CODE

Coding system which specifies the degrees of protection provided by an enclosure against access to hazardous parts, penetration of solid foreign bodies and water ingress. The IP code consists of two digits immediately following the letters "IP", the meaning of which is specified in Table 2.

ELECTRICAL SAFETY



Class I Luminaires

Luminaires in which the protection against electric shocks does not depend solely on the main insulation, but on an additional safety device such as a connecting system between the accessible conductive parts and the protective earth conductor.



Class II Luminaires

Luminaires in which the protection against electric shocks does not depend solely on the main insulation, but comprises additional safety devices, such as double insulation, or reinforced insulation, and on which there is no protective earth system nor any dependence on the conditions of the installation.



Class III Luminaires

Luminaires on which the protection against electric shocks depends on the supply of very low safety voltage and on which the voltage generated is not higher than that supplied.

TABLE 1

IK Code	IK00	IK01	IK02	IK03	IK04	IK05	IK06	IK07	IK08	IK09	IK10
Impact energy (joules)	*	0.15	0.20	0.35	0.50	0.70	1	2	5	10	20

TABLE 2

IP	FIRST FIGURE		SECOND FIGURE
	Protection against direct electrical contacts	Protection against penetration of solid foreign bodies	Protection against the penetration of moisture
0	No protection	No protection	No protection
1	Hand protection	Bodies of $\varnothing > 50$ mm	Vertical dripping water
2	Finger protection $\varnothing > 12$ mm and 80 mm long	Bodies of $\varnothing > 12.5$ mm	Dripping water tilted up to 15°
3	Tool protection	Bodies of > 2.5 mm	Dripping water tilted up to 60°
4	Metal wire protection	Bodies of > 1 mm	Splashing water in all directions
5	Metal wire protection	Dust can enter in a harmless quantity	Water jets in all directions
6	Metal wire protection	No entry of dust	Strong water jets in all directions
7	---	---	Temporary immersion
8	---	---	Constant immersion (submersible material) under manufacturer's conditions

Glossary

TECHNICAL INFO

À PROPOS DES VALEURS INDIQUÉES DANS CE CATALOGUE

Les valeurs de puissance (W) et de flux lumineux (lm) indiquées dans ce catalogue correspondent à la source de lumière. Pour plus d'information à propos des valeurs de puissance du système (y compris la consommation du driver), veuillez consulter la fiche technique correspondant à ladite référence, disponible sur le site www.arkoslight.com

CRITÈRES DE QUALITÉ LORS DE LA SÉLECTION DE LA LED

Arkoslight sélectionne avec soin ses sources de lumières LED, conformément à la méthode de classement du «binning». Étant donné les tolérances de fabrication, il existe des variations de flux, température chromatique et voltage lors de la production des LED. C'est pourquoi, selon ces paramètres, la production de LED est classée dans les «BIN». Au moment de choisir les sources lumineuses de vos luminaires, Arkoslight sélectionne les «BIN» ou groupes auxquelles appartiennent toutes les LED employées pour les luminaires de production. C'est ainsi que nous parvenons à réduire la marge de tolérance de ces trois caractéristiques et à assurer une meilleure stabilité du flux lumineux, du voltage et de la température chromatique.

FLUX LUMINEUX (lumen)

Quantité totale de lumière émise par une source de lumière dans l'espace l'entourant.

ÉCLAIREMENT (lux)

Quantité de flux lumineux reçue par une surface. Le lux peut également être défini comme la quantité de lumens par m².

EFFICACITÉ LUMINEUSE (lm/W)

Elle indique l'efficacité par laquelle une source lumineuse convertit l'énergie en lumière.

EFFICACITÉ DU LUMINAIRE — LOR (%)

Rapport entre le flux lumineux du luminaire et le flux lumineux des sources de lumière.

RÉGLAGE

DALI (Digital Addressable Lighting Interface)

Il s'agit d'une norme de régulation pour luminaire permettant d'intégrer à un même système l'équipement de contrôle de différents fabricants. Un système DALI est composé d'un régulateur et d'un ou plusieurs dispositifs destinés à l'installation lumineuse (drivers, capteurs, interrupteurs, boutons poussoirs...) qui dépendent de l'interface DALI.

PUSH DIM

Se contrôle grâce à un bouton poussoir. Aucune norme n'existe en matière de réglage par pression, et il existe diverses options de câblage et d'installation pour ce type de réglage, selon le fabricant de matériel. En général, l'installation requiert un ou deux câbles supplémentaires, en fonction de chaque fabricant.

PHASE CUT

La réduction de phase ne requiert aucune ligne de contrôle supplémentaire, en connectant un régulateur série entre la ligne d'alimentation et le matériel. Selon la manière comment la réduction de tension du réseau est effectuée, nous pouvons distinguer le Leading-edge et le Trailing-edge.

DIM ON BOARD

Le luminaire dispose de son propre dimmer intégré, pour un contrôle direct et individuel.

1-10V

Régulation continue par signal analogique de contrôle. Les niveaux d'éclairage peuvent être fixés entre 1 % et 100 % de la lumière de sortie.

UGR

Échelle unifiant les différentes méthodes d'évaluation de l'éblouissement.

L'UGR a pour fin la définition d'une perception subjective en termes mesurables, en prenant en compte l'éventuel éblouissement engendré par tous les luminaires situés dans le champ de vision d'un observateur. Les valeurs oscillent entre 10 et 30, où 10 correspond à «aucun éblouissement» et 30 à un «éblouissement perturbant».

L'UGR n'est pas une caractéristique propre au luminaire, sinon du contexte d'installation. Par conséquent, les UGR présentés dans ce catalogue ont été calculés en fonction d'une installation standard. Nous vous conseillons de calculer l'UGR réel de votre installation afin d'assurer la valeur souhaitée. Dans ce catalogue, tous les UGR ont été calculés en se basant sur les valeurs suivantes : 4H 2H Shr1

IK

L'indice de protection IK est une classification numérique internationale définissant le degré de protection contre les impacts mécaniques externes fourni par une enveloppe de matériel électronique, comme indiqués au Tableau 1.

CODE IP

Système de codification indiquant le degré de protection fourni par une enveloppe contre l'accès aux parties dangereuses, la pénétration de corps solides étrangers et la pénétration d'eau. Le code IP est composé de deux chiffres situés juste après les lettres «IP», et dont le Tableau 2 récapitule leur signification.

TABLEAU 1

Code IK	IK00	IK01	IK02	IK03	IK04	IK05	IK06	IK07	IK08	IK09	IK10
Énergie d'impact (joules)	*	0.15	0.20	0.35	0.50	0.70	1	2	5	10	20

TABLEAU 2

	PREMIER CHIFFRE		SECOND CHIFFRE
IP	Protection contre les contacts électriques directs	Protection contre la pénétration de corps solides étrangers	Protection contre la pénétration d'eau
0	Aucune protection	Aucune protection	Aucune protection
1	Protection main	Corps ø > 50 mm	Égouttement vertica
2	Protection doigt ø > 12 mm et 80 mm de longueur	Corps ø > 12,5 mm	Égouttement dévié de 15° de la verticale
3	Protection outil	Corps ø > 2,5 mm	Pluie. Égouttement dévié de 60° de la verticale
4	Protection fil métallique	Corps ø > 1 mm	Projection d'eau dans toutes les directions
5	Protection fil métallique	La poussière peut pénétrer en quantité non préjudiciable	Jets d'eau dans toutes les directions
6	Protection fil métallique	Aucune pénétration de poussière	Forts jets d'eau dans toutes les directions
7	---	---	Immersion temporaire
8	---	---	Immersion prolongée (matériel submersible) dans le respect des conditions indiquées par le fabricant

SÉCURITÉ ÉLECTRIQUE



Luminaire de Classe I

Luminaire dont la protection contre les chocs électriques ne dépend pas exclusivement de l'isolation principale, mais également d'un moyen de sécurité supplémentaire sous forme de moyens de connexion entre les parties conductrices accessibles et un conducteur de production mis à la terre.



Luminaire de Classe II

Luminaire dont la protection contre les chocs électriques ne dépend pas exclusivement de l'isolation principale, mais également de moyens de sécurité supplémentaires, tels que la double isolation ou l'isolation renforcée, sans moyens de mise à la terre de protection ni dépendance des conditions d'installation.



Luminaire de Classe III

Luminaire dont la protection contre les chocs électriques dépend d'une alimentation de sureté à très basse tension, ne générant aucune tension supérieure à celle-ci.

Glossaire

RENSEIGNEMENTS TECHNIQUES

NOTA SUI VALORI INDICATI IN QUESTO CATALOGO

I valori di potenza (W) e di flusso luminoso (lm) espressi in questo catalogo corrispondono alla sorgente luminosa. Per conoscere i valori di potenza del sistema (che comprende il consumo del driver), si rimanda alla scheda tecnica di ciascun articolo, disponibile su www.arkoslight.com

CRITERI DI QUALITÀ NELLA SELEZIONE DEI LED

Arkoslight seleziona minuziosamente le sue sorgenti di luce LED tenendo conto del metodo di classificazione "binning". Durante la produzione dei LED, dovuto alle tolleranze di fabbricazione, esistono variazioni nel flusso, la temperatura di colore e la tensione. Per questo motivo la produzione di LED è classificata in "BIN", secondo questi parametri. Nella scelta delle sorgenti luminose dei suoi apparecchi di illuminazione, Arkoslight seleziona i "BIN" o gruppi a cui appartengono tutti i LED che saranno utilizzati negli apparecchi di illuminazione in produzione. In questo modo, si riescono a ridurre le tolleranze di queste tre caratteristiche e si garantisce una maggiore stabilità del flusso luminoso, della tensione e della temperatura di colore.

FLUSSO LUMINOSO (lumen)

Quantità totale di luce emessa da una sorgente luminosa in tutto lo spazio che la circonda.

ILLUMINAMENTO (lux)

Quantità di flusso luminoso distribuito su una superficie. Il lux può essere definito anche come n° di lumen/m²

EFFICACIA LUMINOSA (lm/W)

Indica l'efficienza di una sorgente luminosa nella conversione dell'energia elettrica in luce.

EFFICIENZA DELL'APPARECCHIO DI ILLUMINAZIONE - LOR (%)

Rapporto tra il flusso luminoso dell'apparecchio di illuminazione e il flusso luminoso delle sorgenti luminose.

REGOLAZIONE

DALI (Digital Addressable Lighting Interface)

È uno standard di regolazione per gli apparecchi di illuminazione, che consente di integrare dispositivi di controllo di vari fabbricanti in uno stesso sistema. Un sistema DALI si compone di un regolatore e uno o più dispositivi di luce (driver, sensori, interruttori, pulsanti, ecc.) che possiedono un'interfaccia DALI.

PUSH DIM

Controllo tramite un interruttore a pulsante. La regolazione tramite pulsante non possiede uno standard ed esistono varie opzioni di cablaggio e installazione per la stessa, a seconda del fabbricante dei dispositivi. In genere per l'installazione sono necessari uno o due cavi aggiuntivi, in base al fabbricante.

PHASE CUT

Il controllo di fase, chiamato anche diluizione di fase, si effettua senza dover installare una linea di controllo aggiuntiva, collegando in serie un regolatore tra la linea di alimentazione e il dispositivo. In base a come si effettui il controllo della tensione di rete, si distingue tra Leading-edge e Trailing-edge.

DIM ON BOARD

L'illuminazione è dotata di un dimmer integrato, per un controllo diretto e individuale.

1-10V

Smorzamento continuo tramite segnale di controllo analogico. I livelli di luce possono essere selezionati in qualsiasi punto di luce in uscita tra 1% e 100%.

UGR

Scala che unifica i vari metodi di valutazione dell'abbagliamento. L'UGR cerca di descrivere una percezione soggettiva in termini di misura, considerando l'abbagliamento potenziale di tutti i punti luce situati all'interno del campo visivo di un osservatore. I valori oscillano tra 10 e 30, dove 10 significa "non abbagliamento" e 30 significa "abbagliamento molesto". L'UGR è una caratteristica dell'impianto, non dell'apparecchio di illuminazione, pertanto gli UGR di questo catalogo sono stati calcolati in base a un impianto standard. Raccomandiamo di calcolare l'UGR particolare del proprio impianto, al fine di assicurare il valore desiderato. In questo catalogo tutti gli UGR sono stati calcolati in base ai valori: 4H 2H Shr1

IK

Il grado di protezione di IK è una classificazione numerica internazionale per i gradi di protezione forniti dai materiali elettrici di rivestimento contro gli impatti meccanici esterni, come indicato nella Tabella 1.

CODICE IP

Sistema di codifica che indica il grado di protezione fornito da un materiale di rivestimento rispetto all'accesso a parti pericolose, alla penetrazione di corpi estranei solidi e di acqua. Il codice IP è formato da due cifre situate immediatamente dopo le lettere "IP", il cui significato è espresso nella Tabella 2.

SICUREZZA ELETTRICA



Illuminazione di Classe I

Illuminazione in cui la protezione contro gli shock elettrici non è unicamente affidata all'isolamento principale, ma è dotata di una misura di sicurezza supplementare sotto forma di mezzo di connessione delle parti conduttrici, accessibili ad un conduttore di protezione e messa a terra.



Illuminazione di Classe II

Illuminazione in cui la protezione contro gli shock elettrici non è unicamente affidata all'isolamento principale, ma è dotata di misure di sicurezza supplementari come il doppio isolamento o l'isolamento rinforzato e di sistemi in cui non esistono mezzi di messa a terra di protezione o vincoli nelle condizioni di installazione.



Illuminazione di Classe III

Illuminazione in cui la protezione contro gli shock elettrici è affidata al sistema di alimentazione a bassissima tensione e in cui non si genera mai un carico di tensione superiore alla stessa.

TABELLA 1

Codice IK	IK00	IK01	IK02	IK03	IK04	IK05	IK06	IK07	IK08	IK09	IK10
Energia di impatto (luglio)	*	0.15	0.20	0.35	0.50	0.70	1	2	5	10	20

TABELLA 2

IP	PRIMA CIFRA		SECONDA CIFRA
	Protezione contro il contatto elettrico diretto	Protezione contro la penetrazione di corpi estranei solidi	Protezione contro la penetrazione di acqua
0	Nessuna protezione	Nessuna protezione	Nessuna protezione
1	Protetto dal contatto con la mano	Corpi ø > 50 mm	Gocciolamento verticale
2	Protetto dal contatto con le dita ø > 12 mm e 80 mm di lunghezza	Corpi ø > 12,5 mm	Gocciolamento deviato di 15° rispetto alla verticale
3	Protetto dall'inserimento di strumenti	Corpi ø > 2,5 mm	Pioggia. Gocciolamento deviato di 60° rispetto alla verticale
4	Protetto dall'inserimento di filo di ferro	Corpi ø > 1 mm	Getti d'acqua in tutte le direzioni
5	Protetto dall'inserimento di filo di ferro	Può penetrare polvere in quantità non dannose	Getti d'acqua in tutte le direzioni
6	Protetto dall'inserimento di filo di ferro	Nessun accesso di polvere	Forti getti d'acqua in tutte le direzioni
7	---	---	Immersione temporanea
8	---	---	Immersione prolungata (Materiale sommergibile) in condizioni indicate dal produttore

Glossario

INFO TECNICHE

HINWEIS ZU DEN IN DIESEM KATALOG ANGEGEBENEN WERTEN

Die in diesem Katalog angegebenen Werte für Leistung (W) und Lichtstrom (lm) entsprechen der Lichtquelle. Wenn Sie die Leistungswerte des Systems (einschließlich des Treiberverbrauchs) wissen möchten, finden Sie diese in den auf www.arkoslight.com verfügbaren technischen Datenblättern der jeweiligen Referenzen.

QUALITÄTSKRITERIEN FÜR DIE LED-AUSWAHL

Arkoslight wählt seine LED-Lichtquellen sorgfältig unter Berücksichtigung der Kategorisierungsmethode „Binning“ aus. Bei der LED-Produktion kommt es aufgrund von Fertigungstoleranzen zu Schwankungen bei Lichtstrom, Farbtemperatur und Spannung. Aus diesem Grund wird die Produktion von LED nach diesen Parametern in „BIN“ unterteilt. Bei der Auswahl der Lichtquellen für seine Leuchten wählt Arkoslight die „BIN“ oder Gruppen aus, zu denen alle LED gehören, die in den Produktionsleuchten verwendet werden. Dadurch wird der Toleranzbereich dieser drei Merkmale verringert und eine größere Stabilität des Lichtstroms, der Spannung und der Farbtemperatur gewährleistet.

LICHTSTROM (lumen)

Die gesamte Lichtmenge, die von einer Lichtquelle in den sie umgebenden Raum abgegeben wird.

BELEUCHTUNGSSTÄRKE (lux)

Menge des auf einer Oberfläche empfangenen Lichtstroms. Lux kann auch als Anzahl der lumen/m² definiert werden.

LICHTWIRKSAMKEIT (lm/W)

Gibt an, wie effizient eine Lichtquelle elektrische Energie in Licht umwandelt.

WIRKUNGSGRAD DER LEUCHE - LOR (%)

Verhältnis zwischen dem Lichtstrom der Leuchte und dem Lichtstrom der Lichtquellen.

REGULIERUNG

DALI (Digital Addressable Lighting Interface)

Es handelt sich um einen Dimmstandard für die Beleuchtung, der die Integration von Betriebsgeräten verschiedener Hersteller in ein einziges System ermöglicht. Ein DALI-System besteht aus einem Controller und einem oder mehreren Geräten für die Beleuchtungsanlage (Treiber, Sensoren, Schalter, Taster usw.), die über eine DALI-Schnittstelle verfügen.

PUSH DIM

Für die Push Dimmung gibt es keine Norm, und je nach Gerätehersteller sind unterschiedliche Verdrahtungs- und Installationsoptionen für diese Art der Regelung verfügbar. In der Regel werden je nach Hersteller ein oder zwei zusätzliche Kabel für die Installation benötigt.

PHASE CUT

Die Phasenschnitt erfolgt ohne eine zusätzliche Steuerleitung, indem ein Dimmer zwischen Netzzuleitung und Gerät geschaltet wird.

Je nachdem, wie die Netzspannung geschaltet wird, kann zwischen Leading-Edge und Trailing-Edge unterschieden werden.

DIM ON BOARD

Die Leuchte verfügt über einen integrierten Dimmer zur direkten und individuellen Steuerung.

1-10 V

Stufenlose Regelung über analoges Steuersignal. Die Beleuchtungsstärke kann zwischen 1 % und 100 % Lichtleistung eingestellt werden.

UGR

Eine Skala, die die verschiedenen Methoden der Blendungsbewertung vereinheitlicht. Die UGR versucht, eine subjektive Wahrnehmung messbar zu machen, indem sie die potenzielle Blendung aller Leuchten im Sichtfeld des Betrachters berücksichtigt. Die Werte reichen von 10 bis 30, wobei 10 für „keine Blendung“ und 30 für „störende Blendung“ steht.

Die UGR ist keine Eigenschaft der Leuchte selbst, sondern der Installation. Daher wurde die in diesem Katalog angegebene UGR anhand einer Standardinstallation berechnet. Wir empfehlen, die spezifische UGR Ihrer Anlage zu berechnen, um den gewünschten Wert sicherzustellen. In diesem Katalog wurden alle UGRs nach folgenden Werten berechnet: 4H 2H Shr1

IK

Der IK-Schutzgrad ist eine internationale numerische Klassifizierung für den Schutzgrad von elektrischen Gehäusen gegen äußere mechanische Einwirkungen, wie in Tabelle 1 angegeben.

IP-CODE

Kodierungssystem zur Angabe der Schutzarten, die ein Gehäuse gegen den Zugang zu gefährlichen Teilen, das Eindringen von festen Fremdkörpern und das Eindringen von Wasser bietet. Der IP-Code besteht aus zwei Ziffern, die unmittelbar auf die Buchstaben „IP“ folgen und deren Bedeutung in der Tabelle 2 angegeben ist.

TABELLE 1

IK-Code	IK00	IK01	IK02	IK03	IK04	IK05	IK06	IK07	IK08	IK09	IK10
Aufprallenergie (J)	*	0.15	0.20	0.35	0.50	0.70	1	2	5	10	20

TABELLE 2

	ERSTE KENNZIFFER		ZWEITE KENNZIFFER
IP	Schutz gegen direkte elektrische Berührung	Schutz gegen das Eindringen von festen Fremdkörpern	Schutz gegen das Eindringen von Wasser
0	Kein Schutz	Kein Schutz	Kein Schutz
1	Schutz gegen Zugang mit dem Handrücken	Fremdkörper $\varnothing > 50$ mm	Schutz gegen Tropfwasser
2	Schutz gegen Zugang mit einem Finger $\varnothing > 12$ mm und 80 mm Länge	Fremdkörper $\varnothing > 12,5$ mm	Schutz gegen fallendes Tropfwasser, Gehäuse um 15° geneigt
3	Schutz gegen Zugang mit Werkzeug	Fremdkörper $\varnothing > 2,5$ mm	Schutz gegen Regen. Fallendes Tropfwasser, Gehäuse um 60° geneigt
4	Schutz gegen Zugang mit einem Draht	Fremdkörper $\varnothing > 1$ mm	Schutz gegen allseitiges Spritzwasser
5	Schutz Zugang mit einem Draht	Eindringen von Staub in nicht schädlicher Menge möglich	Schutz gegenallseitiges Strahlwasser
6	Schutz gegen Zugang mit einem Draht	Kein Eindringen von Staub	Schutz gegen kräftiges allseitiges Strahlwasser
7	---	---	Schutz bei zeitweiligem Untertauchen
8	---	---	Schutz bei dauerndem Untertauchen (Unterwasserfähiges Material) gemäß den Herstellerangaben

ELEKTRISCHE SICHERHEIT



Leuchte der Klasse I

Leuchte, bei der sich der Schutz gegen elektrischen Schlag nicht auf die Hauptisolierung beschränkt, sondern eine zusätzliche Sicherheitsmaßnahme in Form einer Verbindung der zugänglichen leitenden Teile mit einem Schutzleiter vorgesehen ist.



Leuchte der Klasse II

Leuchte, bei der der Schutz gegen elektrischen Schlag nicht nur durch die Hauptisolierung gewährleistet ist, sondern zusätzliche Sicherheitsmaßnahmen wie doppelte Isolierung oder verstärkte Isolierung umfasst und bei der es keine Mittel zur Schutzzerdung oder Abhängigkeit von den Installationsbedingungen gibt.



Leuchte der Klasse III

Leuchte, bei der der Schutz gegen elektrischen Schlag durch die Versorgung mit sehr niedriger Sicherheitsspannung gewährleistet ist und bei der keine höheren Spannungen als diese erzeugt werden.

Glossar

TECHNISCHE INFORMATION

Special LED

FOR COMMERCIAL PRODUCT
SHOWCASING

VIVID MODEL Colour Temperature	2700K	3000K	3500K	4000K	Light Pink
 Reading			•	•	
 Fruits & Vegetables		•	•		
 Bakery	•				
 Retail		•	•		
 Cosmetics			•	•	
 Meat					•
 Fish				•	
 Seafood				•	•

AVAILABLE FOR | SHOT LIGHT M · LEX · DUOMO · TWIST · HUBBLE · POP UP · HIDDEN · IO · SIX · ZEN · ZEN TUBE · PLUS · THOR · TOP

Arkoslight ofrece en algunos de sus productos la posibilidad de dotarlos de un LED especial para iluminación orientada a la promoción visual de bienes y productos con finalidad comercial. Se trata de un LED de alta cromaticidad que persigue destacar los tonos que favorecen la percepción psicológica positiva del objeto iluminado.

Esta fuente de luz LED especial ofrece una paleta de colores más atractiva e intensa, por encima de lo que lo hace un LED convencional. Esto se consigue gracias a la configuración del LED bajo un "parámetro especial de saturación" que consigue que los colores y la textura de los objetos se muestren más atractivos dentro del espectro de luz visible. Para ello se selecciona, en cada caso, el COB pertinente, con su recubrimiento específico de fósforo.

For some of its products, Arkoslight offers the possibility to provide them with a special LED, designed to create an illumination focused on visually promoting goods or products for commercial purposes. It is a high chromaticity LED, capable of identifying the colour shades that produce a positive psychological perception of the illuminated object.

This special LED lighting source offers a much more attractive and intense colour range than a conventional LED, besides being much wider. Technically, this is possible thanks to a special LED setting that includes a « special saturation parameter », capable of highlighting the objects colours and materials in such a way that they seem more attractive within the visible light spectrum. To achieve this performance, in each case, the appropriate COB and specific phosphor coating are carefully selected.

Arkoslight vous offre sur certains de ses produits la possibilité de les équiper d'une LED spéciale, qui a été conçue pour une illumination orientée à la promotion visuelle de biens ou produits à des fins commerciales.

Il s'agit d'une LED de haute chromaticité permettant de mettre en évidence les tons qui favorisent une perception psychologique positive de l'objet illuminé.

Cette source de lumière LED spéciale vous offre une palette de couleurs plus attractive et intense, et plus vaste que celle d'une LED conventionnelle. Ceci est possible grâce à la configuration du LED qui inclue un "paramètre spécial de saturation", lequel réussit à ce que les couleurs et la texture des objets apparaissent de manière plus attractive dans le spectre de lumière visible. Pour ce faire, le COB correspondant est sélectionné en fonction de chaque cas, et il en est de même pour son revêtement spécifique en phosphore.

Arkoslight offre su alcuni dei suoi prodotti la possibilità di dotarli di un LED speciale per illuminazione orientata alla promozione visiva di beni e prodotti a scopo commerciale. Si tratta di un LED ad alta cromaticità che mette in rilievo le tonalità che favoriscono la percezione psicologica positiva dell'oggetto illuminato.































Questa sorgente di luce LED speciale offre una gamma di colori più attraenti e intensi, superiore a quella che può offrire un LED convenzionale. Ciò si ottiene grazie alla configurazione del LED secondo un "parametro speciale di saturazione" che fa in modo che i colori e la texture degli oggetti appaiano più attraenti all'interno dello spettro di luce visibile. A tale scopo si seleziona, in ciascun caso, l'apposito COB e il suo fosforo di rivestimento specifico.

Einige der Produkte von Arkoslight können mit einer Spezial-LED für die visuelle Bewerbung von Waren und Produkten zur Verkaufsförderung ausgerüstet werden.

Dabei handelt es sich um eine hochchromatische LED, um Farbtöne hervorzuheben, die die positive psychologische Wahrnehmung des beleuchteten Objekts begünstigen. Diese spezielle LED-Lichtquelle bietet eine anspruchreichere und intensivere Farbpalette als eine herkömmliche LED. Dies wird durch die Konfiguration der LED nach einem "speziellen Sättigungsparameter" erreicht, der Farben und Textur der Objekte innerhalb des sichtbaren Spektralbereichs attraktiver erscheinen lässt. Dafür wird die jeweils zweckdienliche COB und spezifische Phosphorbeschichtung gewählt.

Colours

The lighting values indicated for each ref.code correspond to the results obtained from the tests carried out on the first mentioned colour of the list.

	B White		NR Black-Red		WTMG Textured white - Metallized gold
	WT Textured White		TW Transparent-White		WMG White - Metallized gold
	W Matt White		TN Transparent-Black		NTMG Textured black - Metallized gold
	WG White-Gold		R Red		NMG Matt black - Metallized gold
	WR White-Red		O Orange		ZT Textured Aluminium
	WN White-Black		G Gold		Z Aluminium
	NT Textured Black		BC Brushed Copper		NX Stainless Steel
	N Matt Black		BG Brushed Gold		NS Satin Nickel
	NW Black-White		MC Metallized Copper		P Brushed Silver Matt Anodized
	NG Black-Gold		MG Metallized Gold		PR Primer Coating Finishing

ALASKA

N = Colour in the mass looks alike RAL 9005
N = Anodised, bath colour, looks alike RAL 9005
N = RAL 9005
NT = RAL 9005
BG = RAL not available. Electrolytic bath

ALFA

P = RAL not available. Electrolytic bath.

ART

WT = RAL 9016
NT = RAL 9005
BC = RAL not available. Electrolytic bath

AURAE

WT = RAL 9016
NT = RAL 9005

BASIC

W = RAL 9016
NS = RAL not available. Electrolytic bath

BLACK FOSTER

N = RAL 9005
NMG = RAL not available. Metallic finish
NT = RAL 9005
NTMG = RAL not available. Metallic finish
WMG = RAL not available. Metallic finish
WN = Colour in the mass looks alike RAL 9016 & RAL 9005
WT = RAL 9016
WTMG = RAL 9005 not available. Metallic finish

BRIGHT LINE

W = RAL 9016

BRIGIT

W = Colour in the mass looks alike RAL 9016
R = Colour in the mass looks alike RAL 3031
O = Colour in the mass looks alike RAL 2011

DARK

NX = RAL not available. Stainless steel.

DEEP

WT = RAL 9016

DREAM

W = Colour in the mass looks alike RAL 9001
R = Colour in the mass looks alike RAL 3018
N = Colour in the mass looks alike RAL 7022

DROP

WT = RAL 9016
NT = RAL 9005

DRUM

WT = RAL 9016
NT = RAL 9005

DUOMO

W = Colour in the mass looks alike RAL 9016

ESSENTIALS

W = RAL 9016

FANCY SHAPE

WT = RAL 9016
NT = RAL 9005

FIFTY+

WT = RAL 9016
NT = RAL 9005

FIT

WT = RAL 9016
NT = RAL 9005
G = RAL not available. Paint of metallic nanoparticles

FLAP

WT = RAL 9016
NT = RAL 9005

FOX

W = Colour in the mass looks alike RAL 9016

HIDDEN

WT = RAL 9016
NT = RAL 9005

HOLLY

WT = RAL 9016
NT = RAL 9005
MC = RAL not available. Electrolytic bath.
MG = RAL not available. Electrolytic bath.

HUBBLE

WT = RAL 9016
NT = RAL 9005

io

WT = RAL 9016
NT = RAL 9005

LARK - 111

W = RAL 9016
N = RAL 9005

LEX

W = RAL 9016
R = RAL 2004
G = RAL 1036
Z = RAL 9006
WN = RAL 9016 & RAL 9005
N = RAL 9005

LINE

WT = RAL 9016
NT = RAL 9005
N = Anodised, bath colour, looks alike RAL 9005
W = Anodised, bath colour, looks alike RAL 9016

LIP

WT = RAL 9016
NT = RAL 9005

MADISON

W = RAL 9010

MINIMAL TRACK

N = RAL 9005

MIX

W = RAL 9010

OLYMPIA

W = Colour in the mass looks alike RAL 9016

ORBITAL

W = RAL 9016
N = RAL 9005

PLUS

WT = RAL 9016
NT = RAL 9005

POINTER

W = Colour in the mass looks alike RAL 9010
N = RAL 9005

POP UP

WT = RAL 9016
NT = RAL 9005

PUCK

WT = RAL 9016
NT = RAL 9005
MC = RAL not available. Electrolytic bath.
MG = RAL not available. Electrolytic bath.

QUAD

W = RAL 9010
Z = RAL 9006

REC

WT = RAL 9016
NT = RAL 9005
PR = Primer coating finish

RHINO

WT = RAL 9016
NT = RAL 9005

SALT

WW = RAL 9016 & RAL 9016
WG = RAL 9016 & RAL 1036
WR = RAL 9016 & RAL 2004
NW = RAL 9005 & RAL 9016
NG = RAL 9005 & RAL 1036
NR = RAL 9005 & RAL 2004
TW = Transparent & RAL 9016
TN = Transparent & RAL 9005

SCOPE

WW = RAL 9016 & RAL 9016
WG = RAL 9016 & RAL 1036
WR = RAL 9016 & RAL 2004
NN = RAL 9005 & RAL 9005
NG = RAL 9005 & RAL 1036

SHOT LIGHT

N = Colour in the mass looks alike RAL 9005
NMG = RAL not available. Metallic finish
NT = Colour in the mass looks alike RAL 9005
NTMG = RAL not available. Metallic finish
W = Colour in the mass looks alike RAL 9016
WMG = RAL not available. Metallic finish
WT = Colour in the mass looks alike RAL 9016
WTMG = RAL not available. Metallic finish
WTW = Colour in the mass looks alike RAL 9016
MG = RAL not available. Metallic finish
MC = RAL not available. Metallic finish

SIX

WT = RAL 9016
NT = RAL 9005

SKY

WT = RAL 9016

SLIMGOT

WT = RAL 9016
NT = RAL 9005

SPIN

WT = RAL 9016
NT = RAL 9005
MG = RAL not available. Metallic finish
MC = RAL not available. Metallic finish

STEP

NX = RAL not available. Stainless steel
W = RAL 9016
N = RAL 9005

STICK

WT = RAL 9016
NT = RAL 9005
MG = RAL not available. Metallic finish

STRAM

WT = RAL 9016
NT = RAL 9005

SWAP

W = Colour in the mass looks alike RAL 9010
R = RAL 2004
G = RAL 1036
Z = RAL 9006
WN = Colour in the mass looks alike RAL 9010 & RAL 9005
N = RAL 9005
W54 = Colour in the mass looks alike RAL 9010

THOR

WT = RAL 9016
NT = RAL 9005

TOP

WT = RAL 9016
NT = RAL 9005

TRACK 1L / 3L

B = RAL 9016
N = RAL 9005

TRACK 48V

N = RAL 9005
NT = RAL 9005
WT = RAL 9016

TWIST

WT = RAL 9016
NT = RAL 9005

UP

WT = RAL 9016
NT = RAL 9005

VOLA

WT = RAL 9016
NT = RAL 9005

WALLY

W = Colour in the mass looks alike RAL 9016
N = Colour in the mass looks alike RAL 9005

WELLIT

WT = RAL 9016
NT = RAL 9005

YORU











WT = RAL 9016
NT = RAL 9005

ZEN

WT = RAL 9016
NT = RAL 9005

Symbols

GLOSSARY

L	Longitud (en mm).	Length (in mm).	Longueur (en mm).	Lunghezza (in mm).	Länge (in mm).
AL	Aluminio	Aluminium	Aluminium	Alluminio	Aluminium
PC	Polycarbonato	Polycarbonate	Polycarbonate	Polycarbonato	Polycarbonat
PE	Poliétileno	Polyethylene	Polyéthylène	Poietilene	Polyäthlen
GL	Cristal	Glass	Verre	Vetro	Glas
PMMA	Polimetilmetacrilato	Polymethyl methacrylate	Polyméthacrylate de méthyle	Polimetilmetacrilato	Polymethylmetacrylat
INOX	Acero inoxidable	Stainless steel	Acier inoxydable	Acciaio inossidabile	Edelstahl
MATT	Mate	Matt	Opaque	Opaco	Matt
TRANS	Transparente	Transparent	Transparent	Trasparente	Transparent
ABS	Acilonitrilo Butadieno Estireno	Acrylonitrile Butadiene Styrene	Acrylonitrile Butadiène Styrene	Acilonitrile Butadiene Stirene	Acrylnitril-Butadien-Styrol
LOR	<i>Lumen Output Ratio</i> . Relación entre el flujo de salida de la luminaria y el flujo de salida de la fuente de luz.	Lumen Output Ratio. Ratio between the output flux of the luminaire and the output flux of the light source.	<i>Lumen Output Ratio</i> . Rapport entre le flux de sortie du luminaire et le flux de sortie de la source de lumière.	<i>Lumen Output Ratio</i> . Relazione tra il flusso di uscita dell'apparecchio e il flusso di uscita della sorgente luminosa.	Zusammenhang zwischen dem Ausgangsstrom der Leuchte und dem Ausgangsstrom der Lichtquelle.
IPXX	Índice de estanqueidad	Sealing rating	Indice d'étanchéité	Indice di sigillatura	Schutzgrad gegen Eindringen von Staub und Feuchtigkeit
IKXX	Índice de protección contra impactos	Impact resistance	Indice de protection contre des impacts	Indicizi di protezione contro impatti	Stoßfestigkeitsgrad
MAX XX W	Potencia máxima	Maximum power	Puissance Maximum	Potenza massima	Maximale Leistung
CCT	Temperatura de color	Colour Temperature	Température de couleur	Temperatura di colore	Farbtemperatur
	Fabricado en	Made of	Fabriqué en	Fabbricato in	Hergestellt aus
	Reflector	Screen	Réflecteur	Riflettore	Reflektor
	Cristal óptico	Optical glass	Verre optique	Verro ottico	Optischem glas
	Difusor	Diffuser	Diffuseur	Diffusore	Diffusor
	Difusor	Diffuser	Diffuseur	Diffusore	Diffusor
	Lente refractora elíptica	Elliptical refractor	Réfracteur elliptique	Rifrattore ellittico	Linse (f. elliptischen Lichtkegel)
	Filtro panel de abeja	Honeycomb filter	Filtre nid d'abeilles	Filtri favo	Waben-Raster
	Pantalla asimétrica	Asymmetric screen	Accessoire asymétrique	Visiera asimetrica	Assymetrischer Schirm/Blende
	Difusor homogeneizador del haz de luz	Beam Mixer Diffuser	Diffuseur homogénéisateur de faisceau lumineux	Diffusore di fascio luminoso misto	Strahlenmischdiffusor
	Bisel extra	Add-on bezel	Collerette extra	Cornice extra	Zusatz-Zierring
	Certificado ENEC	ENEC certified	Certifié ENEC	Certificato ENEC	ENEC-Zertifizierung
	Certificado IEC	IEC certified	Certifié IEC	Certificato IEC	IEC-Zertifizierung
	Compatible con la normativa francesa RT2012 & BBC	Compatible with the French Standard RT2012 & BBC	Compatible avec la Norme française RT2012 & BBC	Compatible con la normativa francese RT2012 & BBC	Kompatibel mit der französischen Norm RT2012 & BBC



	Clase I	Class I	Classe I	Classe I	Klasse I
	Clase II	Class II	Classe II	Classe II	Klasse II
	Clase III	Class III	Classe III	Classe III	Klasse III
12 V	Tensión de alimentación 12V	Input supply voltage 12V	Tension d'alimentation de l'ampoule 12V	Tensione di alimentazione della lampada 12V	Anschlussspannung 12V
24 V	Tensión de alimentación 24vdc	Power supply voltaje 24vdc	Tension d'alimentation de l'ampoule 24vdc	Tensione di alimentazione della lampada 24vdc	Netzspannung 24vdc
48 V	Tensión de alimentación 48vdc	Power supply voltaje 48vdc	Tension d'alimentation de l'ampoule 48vdc	Tensione di alimentazione della lampada 48vdc	Netzspannung 48vdc
220 V ~ 240	Tensión de alimentación 220-240V	Power supply voltaje 220-240V	Tension d'alimentation de l'ampoule 220-240V	Tensione di alimentazione della lampada 220-240V	Netzspannung 220-240V
	Equipo no incluido	Control gear not included	Équipement non inclus	Alimentatore non compreso	Vorschaltgerät exklusive
	Equipo electrónico incluido	Electronic control gear included	Équipement électronique inclus	Alimentatore elettronico compreso	Vorschaltgerät elektronische inklusive
	Alojamiento en mm para empotrables	Fitting hole for recessed luminaires in mm	Espace d'emplacement en mm pour encastrables	Foro in mm ad incasso	Einbauloch in mm
	Empotrable cuadrado para agujero redondo	Squared fixture for round fitting holes	Encastrable carré pour trou rond	Quadrato da incasso per foro rotondo	Quadratische Leuchte mit rundem Einbauloch
	Ángulo de basculación	Tilting angle	Angle de basculation	Angolo di inclinazione	Drehwinkel - Kippwinkel
	Doble basculación	Double tilting acción	Double basculation	Doppia inclinazione	Doppelte Schwenkbarkeit
	Ángulo de giro	Rotation angle	Angle de rotation	Angolo di rotazione	Drehwinkel
	Conexión rápida	Fast connection	Conexion rapide	Collegamento rapido	Schnellsteckeranschluss
	Bloque de conexión no incluido	Terminal strip not included	Bande terminale connector exclus	Morsetto non compreso	Ohne Klemmenleiste
	Conector USB-C	USB-C connector	Port USB-C	USB-C connect	USB-C Verbindungskabel
	Cargador universal	Universal charger	Chargeur universel	Caricatore universale	Universal-Ladegerät
	Conexión con enchufe	Plug-in	Connexion avec prise	Collegamento con spina	Anschluss mit Stecker
	Tipo de carril	Rail Type	Type de rail	Tipo de binario	Schienemodelle
	Regulable	Dimmable	Gradable	Dimmerabile	Dimmbar
	Longitud del cable	Cable length	Longueur de câble	Lunghezza di cavo	Hängekabel Schnelljustierungsvorrichtung
	Regulación rápida del cable de suspensión	Quick adjustment for cable suspension	Régulation rapide du câble de suspension	Regolazione rapida del cavo di sospensione	Schnelle Regulation del Hängekabels
	Control inalámbrico	Wireless control	Contrôle sans fil	Wireless control	Wireless control
	Dispositivo para alumbrado de emergencias	Emergency lighting device	Dispositif pour éclairage de secours	Dispositivo por illuminazione di emergenza	Notbeleuchtung
	Batería LI-ION	LI-ION battery	Batterie au lithium-ion	Batteria agli ioni di litio	Lithium-Ionen-Akku
	Tipo de instalación y dirección del haz de luz	Installation type and light beam direction	Type d'installation et direction du faisceau lumineux	Tipo d'impianto e direzione del fascio	Art und Ausrichtung des Lichtkegels
	Confort visual. UGR (Unified Glare Rating)	UGR (Unified Glare Rating) Visual comfort	Confort visuel. UGR (Unified Glare Rating)	Comfort visivo. UGR (Unified Glare Rating)	Sehkomfort. UGR (Unified Glare Rating)
	Estabilidad cromática: Pasos MacAdam	Chromatic stability: MacAdam Steps	Stabilité chromatique: Pas MacAdam	Stabilità cromatica: Step MacAdam	Farbstabilität: MacAdam Stufen
	Carga máxima soportada	Maximum supported load	Charge maximale supportée	Carico massimo supportato	Maximale Traglast
	Temperatura máxima en superficie	Maximum surface temperature	Température Maximale sur une surface	Temperatura massima in superficie	Maximale Temperatur an der Oberfläche
	Válido para exterior	Suitable for outdoor use	Agréé pour l'extérieur	Adatto per uso esterno	Geeignet für Ausseninstallation
	Para uso interior	Indoor luminaire	Pour usage en intérieur	Per uso interno	Innenleuchte



Reference

INDEX

0000-55-XX	422	0434-00-45	213, 508	0802-0X-00	165, 166, 441	A081-0X-XX	135	A236-XX-XX	124	A308-00-XX	323	A346-00-00	191, 386	A410-01-XX	375
0037-01-01	503	0434-00-46	174, 181,	0805-01-00	141, 209, 213,	A111-0X-XX	139	A237-0X-XX	123	A309-00-XX	324	A346-0X-XX	386	A412-XX-XX	085
0038-01-01	503		213, 508		241, 396, 400,	A113-0X-XX	139	A239-X0-XX	231	A310-00-XX	324	A346-2X-XX	191	A414-X0-XX	035, 036
0223-00-00	249, 253, 271,	0434-00-53	508		401, 417, 449	A155-XX-XX	136	A240-00-1X	331	A312-12-XX	067	A348-0X-XX	396	A415-X0-1X	359
	275, 279, 375,	0434-00-6X	517, 518	0805-02-00	143, 243, 399,	A157-XX-XX	137	A246-0X-XX	227	A312-22-XX	068	A349-XX-XX	409	A416-X0-XX	405
	406, 409, 411,	0434-00-73	509		437, 439	A171-0X-XX	138	A248-XX-XX	111	A312-32-XX	071	A350-XX-XX	411	A417-01-XX	452, 453
	449, 451, 452,	0434-00-77	517	0805-03-00	165, 166, 441	A173-0X-XX	138	A249-XX-XX	112	A312-42-XX	072	A351-00-XX	337	A417-02-XX	451
	453, 454, 455	0434-00-78	508	0806-00-00	141, 241, 396,	A181-01-01	138	A250-XX-XX	112	A313-X0-XX	103	A351-90-00	337	A417-03-XX	449, 454, 455
0224-00-00	449, 451, 452,	0434-00-79	205, 339,		417	A182-01-01	138	A251-X0-0X	217	A314-X0-XX	103	A353-00-XX	339	A418-X0-0X	452
	453, 454, 455		341, 508	0807-00-00	209, 213, 400,	A187-XX-XX	129	A254-3X-XX	078	A316-22-XX	075	A353-90-00	339	A419-X0-0X	451
		0434-00-96	157, 503		401, 449	A188-XX-XX	129	A255-3X-XX	079	A316-32-XX	076	A354-32-XX	078	A420-X0-XX	454
03X1-00-00	139	0434-01-02	157, 503	0900-60-0X	293	A189-0X-XX	133	A256-00-XX	323	A317-00-0X	465	A355-32-XX	079	A42X-XX-XX	453
0321-01-01	503	0434-01-03	157, 503	A01X-1X-XX	219	A190-0X-XX	131	A257-00-XX	109	A317-XX-0X	462	A356-0X-XX	421, 433	A421-X0-XX	455
0325-01-01	503	0434-01-04	157, 503	A01X-2X-XX	219	A193-XX-XX	116	A258-00-XX	109	A318-XX-XX	044, 045	A357-0X-XX	431	A425-X0-XX	253
0331-00-00	139	0434-01-05	157, 503	A01X-3X-XX	220	A194-XX-XX	119	A260-X0-XX	215	A319-XX-XX	039	A358-X0-XX	295	A426-X0-XX	101
0337-01-01	503	0434-01-06	157, 503	A01X-4X-XX	220	A195-0X-XX	225	A261-X0-0X	283	A320-XX-XX	202, 203	A360-0X-XX	471	A427-X0-XX	449
0338-01-01	503	0434-01-07	513	A010-11-01	149	A196-XX-00	156, 157	A262-00-XX	417	A321-XX-XX	305	A362-00-XX	468	A429-00-XX	179
0350-00-00	136	0434-01-08	509	A010-11-03	153	A197-XX-XX	124	A263-00-XX	241	A323-00-XX	395	A363-0X-XX	471	A430-00-XX	181
0351-00-00	137	0434-01-14	516	A010-12-01	149	A198-0X-XX	123	A264-00-0X	414	A324-00-0X	435	A366-01-XX	421	A431-00-XX	174
0354-00-00	138	0434-01-18	465, 509	A010-12-03	153	A200-XX-XX	143	A264-XX-XX	414, 415	A325-00-XX	197	A368-0X-00	089	A432-00-XX	177
0355-00-00	138	0434-01-23	337, 508	A010-13-05	150	A203-XX-0X	307	A266-0X-XX	051	A326-00-XX	395	A368-1X-00	091	A433-00-0X	173
0419-00-00	503	0434-01-24	508	A010-13-06	154	A204-XX-XX	145	A269-00-0X	053	A327-00-1X	435	A369-00-00	092	A434-00-XX	180
0433-00-23	465, 509	0434-01-25	337, 508	A010-14-01	150	A212-00-00	068, 071, 072	A271-XX-XX	087	A327-00-2X	419	A369-1X-00	093	A435-00-00	173, 174, 177,
0433-01-0X	508	0434-01-26	337, 508	A010-14-02	154	A212-1X-XX	067	A274-00-XX	343	A328-00-XX	197	A372-X0-0X	463		179, 180, 181
0433-01-2X	508, 515	0434-01-27	517	A023-00-01	283, 285, 289,	A212-2X-XX	068, 075	A275-00-XX	347	A329-0X-XX	383	A373-X0-XX	046, 047	A436-XX-XX	297
0433-01-3X	355, 357,	0434-01-29	339, 508		291, 305, 309,	A212-3X-XX	071, 076	A276-XX-XX	165	A330-0X-XX	384	A374-X0-XX	041	A437-XX-XX	299
	513, 516	0434-01-30	339, 508		381, 477, 485,	A212-4X-XX	072	A277-XX-XX	166	A331-XX-XX	429	A376-X0-XX	403	A438-XX-XX	301
0433-10-2X	355, 357, 491,	0434-01-31	380, 513	A023-00-02	285, 289, 293,	A215-XX-XX	146	A278-2X-XX	141	A332-XX-XX	186	A377-0X-XX	229	A439-0X-0X	333
	509, 513	0434-01-37	355, 357, 509		295, 305, 309,	A216-2X-XX	075	A279-00-XX	335	A333-0X-XX	384	A378-XX-XX	096	A440-00-1X	344
0434-00-05	157, 503	0434-01-38	515		381, 477, 485,	A216-3X-XX	076	A280-00-1X	291	A334-0X-XX	187	A379-XX-XX	097	A441-00-XX	223
0434-00-09	157, 503	0434-01-39	509		495	A217-0X-XX	127	A281-XX-XX	275	A335-XX-XX	385	A380-XX-XX	159	A442-00-XX	285
0434-00-15	157, 503	0434-01-4X	508, 513, 515	A023-00-03	253, 271, 275,	A218-0X-XX	127	A282-XX-XX	422, 423, 425	A336-0X-XX	187	A381-XX-XX	160	A443-XX-XX	493
0434-00-17	157, 503	0434-01-5X	508, 515		279, 297, 299,	A219-20-01	425	A283-0X-XX	437	A338-00-XX	380, 381,	A382-XX-XX	163	A444-00-X0	495
0434-00-18	157, 503	0434-01-53	173, 177, 180		301, 307, 356	A219-20-02	423, 425	A284-1X-XX	243		477, 485	A383-00-XX	367	A444-XX-XX	494
0434-00-19	157, 503	0434-01-54	173, 177, 180,	A023-00-04	255, 257, 258	A219-21-0X	423, 424, 425,	A284-2X-XX	439	A338-XX-00	378	A384-0X-0X	355	A445-XX-XX	233
0434-00-31	513		508		465, 491		465, 491	A285-XX-XX	105	A339-0X-XX	400	A384-02-00	357	A446-XX-XX	309
0434-00-34	513	0434-01-61	475, 484, 509	A023-00-05	285, 289, 291,	A219-21-1X	423, 425, 465,	A286-XX-XX	427	A340-0X-XX	401	A385-00-0X	360	A447-00-X0	493, 495
0434-00-35	513	0434-01-62	378, 475,		293, 295, 297,		491	A287-XX-XX	185	A341-XX-XX	399	A386-00-XX	372	A448-XX-XX	065
0434-00-36	205, 344, 508		484, 509		299, 301, 305,	A219-21-2X	423, 425, 465,	A288-00-XX	329	A342-00-XX	255	A387-00-XX	371	A449-XX-2X	065
0434-00-37	205, 344, 508	0434-01-64	355, 357, 518		309, 381, 477,		491	A295-00-XX	209	A342-10-XX	262	A388-00-XX	362	A450-00-0X	477, 485
0434-00-38	344, 508	0434-01-65	319	A023-00-06	283	A219-22-0X	423, 424, 425,	A296-00-XX	213	A343-00-XX	257	A389-00-XX	362	A450-0X-00	484
0434-00-39	205, 337, 339,	0458-00-00	503		465, 491		465, 491	A297-0X-XX	056	A343-10-XX	263	A391-X0-XX	281	A451-X0-XX	483
	341, 343, 347,	0486-00-00	509	A030-01-0X	341	A219-22-1X	425	A297-1X-XX	059	A344-0-X-10	393	A392-00-0X	347	A452-00-0X	475, 477
	508	0486-04-35	339, 341, 508	A061-0X-XX	135	A220-0X-1X	289	A297-2X-XX	056	A344-XX-XX	393	A393-00-0X	347	A452-0X-00	475
0434-00-40	174, 181, 213,	0486-08-35	508	A063-0X-XX	135	A221-XX-XX	279	A298-0X-XX	057	A345-00-00	191, 236, 237,	A395-X0-0X	368	A453-XX-XX	473
	337, 343, 508	0486-12-70	508	A065-0X-XX	135	A222-XX-XX	279	A298-1X-XX	060		388, 389, 471	A396-00-XX	205	A454-0X-XX	474
0434-00-41	337, 343, 508	0700-08-00	143, 243, 399,	A067-0X-XX	135	A223-0X-XX	120	A301-00-1X	344	A345-0X-XX	388	A399-00-XX	372	A455-XX-XX	249
0434-00-42	100, 179, 213,		437, 439	A070-01-XX	089	A224-0X-XX	120	A303-00-XX	487, 488	A345-1X-XX	389	A400-0X-XX	357	A456-00-00	319
	508	0702-02-00	143, 243, 399,	A070-02-XX	091	A25X-XX-XX	155, 501	A303-10-0X	491	A345-2X-XX	191	A40X-XX-XX	271, 406	A50X-XX-XX	271
0434-00-43	213, 508		437, 439	A071-01-XX	092	A226-XX-XX	441	A304-00-XX	487, 488	A345-4X-XX	237	A401-X0-0X	100		
0434-00-44	100, 179,	0802-00-00	441	A071-02-XX	093	A235-XX-XX	115			A345-35-XX	236	A402-00-0X	313		
	213, 508														

CREDITS

ART DIRECTION
Arkoslight Team

GRAPHIC DESIGN
Estudio David Cercós

PHOTO INTEGRATION
Mozing Studio
Salvador Martín
Ángel Márquez

PHOTO PRODUCT
Angular - Fotografía
Industrial y Publicitaria

Héctor Rubio - Images
Positive

EDITION
March 2022
Copyright © Arkoslight 2022
All rights reserved

PRINTED BY
Rafa Sanz S.L.
Valencia · Spain

PHOTOGRAPHERS

Adrián Mora Maroto
Adriana Salazar
Alfonso Calza
Arturo + Lauren
BISimages
Brigida González
Christopher Morrison
Cualiti Photo Studio
David Frutos
David Zarzoso
Diego Opazo
Eugeni Pons
Fernando Alda
Fiona Susanto
Fran Álvarez
Germán Cabo
Héctor Rubio
Iñaki Bergera
Iñigo Bujedo
James Silverman
Jesús Granada
Jonas Jacquél
Juankar Gibson
Leonardo Finotti
Luis M. Ambrós
Made Studio
Marc Llibre Roig
Mariela Apollonio
Mayte Piera
Montse Capdevila
Murmur
Nom Bureau
Perretta Arquitectura
Ramón Otero
Ricardo Aranda
Rory Gardiner
Sebastian Engels
VIEW Pictures · Charles Hosea




ACKNOWLEDGEMENTS

78 Seventy Eight
Acuario Poema del Mar
Adele Bates
Aguirre Architecture & Interiors
Alfredo Monzó
All in one · CaixaBank
Alsina Sech · Lighting projects
Ambau Taller d'Arquitectes
Arquitectos Ignacio Mallol & Sandra Robles
Arquitectura by Roberto García
ASH
Aurea arquitectos
Balzar Arquitectos
Bernardes Arquitetura
BFM Aedificadora
Brassa de mar
Buff
Bulthaup Sant Cugat
Bulthaup Valencia
Burger Rudacs Architekten
Burgos Orti Arquitectos
calma · estudio de arquitectura
Carolina Gual
Casa Grande Hotel
Caves Carrière Winery
CDK Stone
Christin Kaldma
Cosin Estudio
Degoma by Neus Casanova
destudio
DG Arquitecto Valencia
DK Veiga Estudio
eseiesa arquitectos
Estils i formes
Estudio Cano Arquitectura
Estudio Carme Pinós
Estudio de Arquitectura Javier Terrados
Estudio Mareines+Patalano Arquitetura
Fran Silvestre Arquitectos
Francesc Rifé Studio
Gallardo Llopis Arquitectos
Garmendia Cordero arqitectos
Godart + Roussel Architectes
Grupo Tesela
Héctor Hidalgo Pelegrina
Hernández Arquitectos
Hippmann Architekten BDA
Idai Nature
John Brown Projects
JUMA architects
Koda Lighting
Kontio Log Houses
LED Outdoor

Leonardo Finotti
Leticia Vila & Vicente Olivares
Made Studio
Magda Martínez
Maqla Arquitectura
Martín Peláez
Merkato
Montajes Eléctricos Nebego
Mosmo Living
Nacho Carbó arquitecto
Naven Ingenieros
Nideker Houses
Número 6 Architecture interieure
OFS Architects
Olmos Estudio
O'Sullivan Skoufoglou Architects
Osvaldo Luppi · OLARQ
P.A.R. Studio
Paloma Bau Studio
Perretta Arquitectura
Petri Hiltula · Kontoituote Oy
Peydro Herrero
PH5 Design
Pieni talo Helsingissä · Studio Kalliomäki
Power Electronics
Proyecto Luz
Ramón Esteve estudio
RCR Arquitectes
Reme Giner Arquitectura
Ribera Salud
ROIBOS
Rubén Muedra · Estudio de Arquitectura
Sánchez Plá
Secretos del agua
Son Brull
STR · Soluciones técnicas, obras y
rehabilitación
Strugal Gallery
Studio MK27
Studio PSD
Sub Zero & Wolf
Susana Ocaña
Swiss Concept
Tangram · Arquitectura + Diseño
Templeton Architecture
UBIKO · Viraje Arquitectura
Vicarbe
Vicente Navarro
Victor García Martínez Arquitecto
Williams Burton Leopardi
wulf architekten
Yours BoutiqueHotel
Ziako Interiorismo

ARKOSLIGHT®

Calle N · Pol. Ind. EL OLIVERAL
46394 Ribarroja del Turia
Valencia · Spain
Fax +34 961 667 054
info@arkoslight.com
www.arkoslight.com

 Tel. +34 961 667 207
 Tel. +44 2039 66 45 92
 Tel. +33 182 885 200
 Tel. +39 02 9475 0007
 Tel. +49 221 7159 4740

JOKERLIGHT®

Arkoslight trades its products with
UL certification through Jokerlight
2750 NW 84th Ave
Doral · FL 33122 (USA)
info@jokerlight.com
www.jokerlight.com



