

**Light thought
with hands
and made with
emotion**

arturo alvarez
emotional light

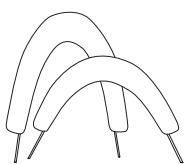
arturo alvarez

www.arturo-alvarez.com

Handmade in Spain

INDEX ÍNDICE

TABLE LAMPS | LÁMPARAS DE MESA 12 - 15



AC02
12



CV01
12



NE01
13



NE02
13



ON02
13



PL01
14



SH02
14

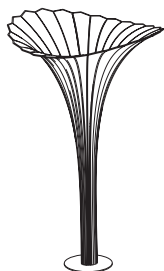


TA02
14

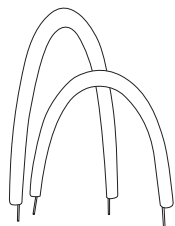


UR01
15

FLOOR LAMPS | LÁMPARAS DE PIE 16 - 19



AF03
16



AC03
17



AR03
17



AR03G
17



CV03G
18



GE03
18



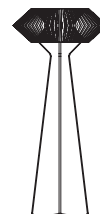
SH03
18




TN03
19



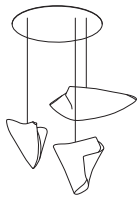
UR03
19



VV03
19



COMPOSITIONS | COMPOSICIONES
48 - 54



BA04-3
48



CA04A-3
48



CA04AB-3
49



CA04A-4
49



CA04A-6
50




C004-3
50




C004-5
50



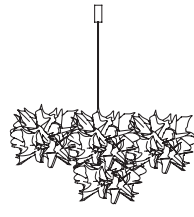
C004-10
50



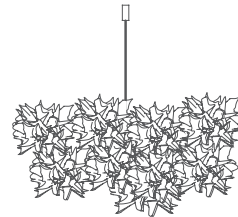
CV04C-3
51



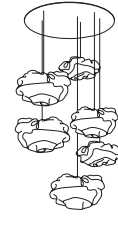
CV04-7
51



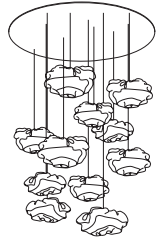
FL04-4
51



FL04-16
52



NE04-6
52



NE04-11
52




TA04-3
53



TA04-5
53



TA04-10
53



TN04-5
54



UR04-3
54

WALL & CEILING LAMPS | APLIQUES Y PLAFONES
55 - 66



BA06
55



BL06
56



CR06
56




CV06
57



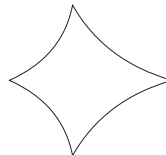
GE06
57



KL06
58




KT06
58-59



KT06G
59



LI06
60



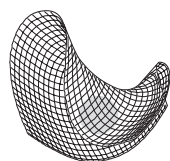
LI06G
60




NE06P
61



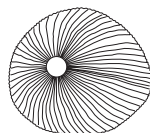
NE06
62




MY06
61



ON06
62-63



ON06G
63



PM06R
63-64




PM06PR
64



TA06
65



TA06P
65-66



TA06G
66

1 Painted stainless steel mesh Malla de acero inoxidable pintada

The stainless steel mesh is a cold industrial material that Arturo Álvarez, through manual techniques converted into lamps. The physical characteristics of these materials allows through methods developed by Arturo Álvarez, they can be folded, molded and cut resulting in creative freedom designs. The paint finish adds to this resistant and compact material a greater durability and facilitates its maintenance and cleaning.

Colors & codes: White [B], beige [BE], grey [G], taupe [T].

NCS Code: White [S 0500-N], beige [S 3020-Y30R], grey [S 2500-N], taupe [S 3005-Y80R].

Collections: Africa, Ballet, Coral, Cors, Gea, Kala, Luisa, Nevo, Onn, Tati, Tempo. Mytilus collection only available in white.

La malla de acero inoxidable es un material frío de carácter industrial que Arturo Álvarez, a través de técnicas manuales convierte en lámparas. Las características físicas de este material permite que a través de métodos desarrollados por Arturo Álvarez, se pueda plegar, moldear y cortar consiguiendo libertad creativa en los diseños. El acabado de pintura suma a este material resistente y compacto una mayor durabilidad y facilita su mantenimiento y limpieza.

Colores y códigos: Blanco [B], beige [BE], gris [G], topo [T].

Código NCS: Blanco [S 0500-N], beige [S 3020-Y30R], gris [S 2500-N], topo [S 3005-Y80R].

Colecciones: Africa, Ballet, Coral, Cors, Gea, Kala, Luisa, Nevo, Onn, Tati, Tempo. **Colección** Mytilus solo disponible en blanco.

2 Plywood Tablero marino

Available in yellow, white and wenge the plywood is used in a different way. Showing the internal face of this material, we create designs where the light is stained by the laminate of the wood. Its characteristics make maintenance easy and present a long durability.

Colors & codes: White [B], yellow [AM], wengue [WE].

Collections: Shio, Uxi.

Disponible en amarillo, blanco y wengué el tablero marino se utiliza de una manera diferente. Mostrando la cara interna de este material, creamos diseños donde la luz queda teñida por el propio laminado de la madera. Sus características hacen que su mantenimiento sea sencillo y presente una larga durabilidad.

Colores y códigos: Blanco [B], amarillo [AM], wengué [WE].

Colecciones: Shio, Uxi.

4 Painted stainless steel thread Hilo de acero inoxidable

The stainless steel thread interlaced and embroidered on itself, creates random, light, seemingly fragile volumes, but durable thanks to the sturdiness that paint finish brings.

Colors & codes: White [B].

Collections: Blum, Pili.

El hilo de acero inoxidable entrelaza y embrollado sobre sí mismo, crea volúmenes aleatorios, ligeros, aparentemente frágiles, pero resistentes gracias a la dureza que le aporta la pintura.

Colores y códigos: Blanco [B].

Colecciones: Blum, Pili.

3 Cellulose cord Cordón de celulosa

The pressed cellulose cord is a pleasant texture material and has a wide range of colors. This medium flammability component is obtained from pressed cellulose and is molded using its own techniques. Due to its physical characteristics it is not recommended to wet the material for cleaning.

Colors & codes: White [42], grey [43], red [46], brown [47], gold yellow [48], medium brown [49], beige [50], green [51], blue [52].

Collections: Arc, Caos.

El cordón de celulosa prensada es un material de agradable textura y que presenta una amplia gama de colores. Este componente de flamabilidad media se obtiene de celulosa prensada y a través de técnicas propias, se moldea. Debido a sus características físicas no se recomienda mojar el material para su limpieza.

Colores y códigos: Blanco [42], gris [43], rojo [46], marrón [47], amarillo oro [48], marrón medio [49], beige [50], verde [51], azul [52].

Colecciones: Arc, Caos.

5 Galvanized steel mesh Malla de acero galvanizado

The application of galvanized steel mesh is another example of a different use of the material. The malleability of this material and its hollow light allows it, through painting processes, to become a material with a delicate appearance but of high quality and durability.

Color & code: White [B].

Collections: Fluo.

La utilización de la malla de acero galvanizado es otro ejemplo de descontextualización de un material. La maleabilidad de este material y su hueco de luz permite que, a través de procesos de pintado, se convierta en un material con apariencia delicada pero de alta calidad y durabilidad.

Color y código: Blanco [B].

Colecciones: Fluo.

6 Glass Vidrio

Our semi-handmade glass presents irregular watermarks that gives personality to this material. This opalescent glass comes in a wide range of bright colors.

Colors & codes: White [02], sand [87], dark amber [89], brown [90], beige [95].

Collections: Curvas, Vento.

El carácter semiartesanal de nuestro vidrio presenta irregularidades en forma de aguas que dota de personalidad este material. Este vidrio opalescente se presenta en una amplia gama de colores brillantes.

Colores y códigos: Blanco [02], arena [87], ámbar oscuro [89], marrón [90], beige [95].

Colecciones: Curvas, Vento.

9 Ash wood Fresno

Ash wood is polyvalent and especially flexible. Its resistance make it a high quality material that, through manual processes, allows curved and durable finishes.

Collection: Aimei.

El fresno es una madera polivalente y especialmente flexible. Su resistencia lo convierte en un material de alta calidad que, a través de procesos manuales, permite acabados curvos y duraderos.

Colección: Aimei.

7 Pressed cellulose Celulosa prensada

The pressed cellulose, through a suitable refining process, is a highly flexible and moldable material. Resistant and high durable, it comes in a wide range of colors. Due to its physical characteristics it is not recommended to wet the material.

Colors & codes: White [42], grey [43], red [46], brown [47], gold yellow [48], medium brown [49], beige [50], green [51], blue [52].

Collections: Li

La celulosa prensada, a través de un proceso de refinado adecuado, es un material altamente flexible y moldeable. Resistente y de alta durabilidad, se presenta en una amplia gama de colores. Por sus características físicas no se recomienda mojar el material.

Colores y códigos: Blanco [42], gris [43], rojo [46], marrón [47], amarillo oro [48], marrón medio [49], beige [50], verde [51], azul [52].

Colecciones: Li.

10 Polypropylene strips Tiras de polipropileno

Through traditional basketmaking techniques, we make voluminous and light designs. This highly flexible, resistant and light material is used in strips that are woven among themselves. With an average degree of flammability, this component is easy to maintain.

Color & code: White [B].

Collections: Aros, Tina.

Mediante técnicas de cestería tradicional, realizamos diseños de gran volumen y ligereza. Este material altamente flexible, resistente y ligero se emplea en tiras que se tejen entre sí. Con un grado de flamabilidad media, este componente es de fácil mantenimiento.

Color y código: Blanco [B].

Colecciones: Aros, Tina.

8 Birch wood Abedul

A material of high durability and easy maintenance. The birch wood is characterized by its light color and low contrast, allowing easy manual processing. The light that escapes between the wooden slats turns this material into a warm and elegant wood.

Collection: Woods.

Un material de alta durabilidad y fácil mantenimiento. La madera de abedul caracterizada por su color claro y su bajo contraste, permite un fácil procesado manual. La luz que escapa entre los listones de madera convierte este material en una madera cálida y elegante.

Colección: Woods.

11 Polycarbonate Policarbonato

Through plastic injection technology, this material is consistently made and is available in two colors. The personalized shape of each piece allows the realization of luminaires of large dimensions and easy maintenance

Colors & codes: White [B], black [N].


Collections: V.

Mediante la tecnología de inyección de plástico, se elabora este material consistente y disponible en dos colores. La rigidez y forma personalizada de cada pieza permite la realización de luminarias de grandes dimensiones y de fácil mantenimiento.


Colores: Blanco [B], negro [N].

Colecciones: V.


1






2





3



5



4



6



white
02

7



white
42



medium brown
49

8



beige
95





grey
43



beige
50

9



sand
87




red
46




green
51

10



white
B



dark amber
89




brown
47




blue
52

11




white
B



brown
90



gold yellow
48



black
N

AUTHENTICITY GUARANTEE | GARANTÍA DE AUTENTICIDAD

All lamps are labelled with an identification code and serial number. This fixture is an exclusive and authentic design of the company arturo alvarez. It is entirely handmade in Spain and passes strict quality controls before its entrance into the market.

Todas las lámparas salen con etiquetas que reflejan la referencia y número de serie. Esta lámpara es un diseño exclusivo y auténtico de la empresa arturo alvarez. Está producida y hecha totalmente a mano en España. Pasa estrictos controles de calidad antes de su salida al mercado.

SYMBOL INDEX | ÍNDICE DE SÍMBOLOS



Awarded by Interior Design Magazine, New York
Premio otorgado por la revista Interior Design de New York



For North America, these items comply with the UL standard for luminaires under the UL file of arturo alvarez
Para América del Norte, estos artículos cumplen con el estándar UL para luminarias bajo el archivo UL de arturo alvarez



Only for the USA, these items comply with the UL standard for luminaires under the UL file of arturo alvarez
Solo para EE.UU., estos artículos cumplen con el estándar UL para luminarias bajo el archivo UL de arturo alvarez



According to Americans with Disabilities Act
Acorde a la ley americana Ley de Discapacidades



As awarded by the International Interior Design Association (IIDA) and Hospitality Design magazine
Premio otorgado por International Interior Design Association (IIDA) y la revista Hospitality Design



Fitting is legally approved and comply with the European Mark CE
Luminaria homologada, cumple con la normativa CE



With ground devices
Con toma de tierra



Double insulation and/or reinforced insulation in every part and without ground devices
Doble aislamiento y/o aislamiento en cada parte y sin toma de tierra



As awarded by the Chicago Athenaeum Museum of Architecture and Design
Premio otorgado por Chicago Athenaeum Museo de Arquitectura y Diseño



Luminaire to use with tungsten halogen bulbs with own protection shield
Luminaria diseñada para usar lámparas halógenas de wolframio con pantalla de protección propia




The device is not suitable for installation on normally inflammable surface
Aparato no adaptado para la instalación en superficies normalmente inflamables



Available with LED technology
Disponible con tecnología LED

TECHNICAL CATALOGUE
CATÁLOGO TÉCNICO

TABLE LAMPS LÁMPARAS DE MESA



Arc ref. AC02

LAMPSHADE TULIPA

Cord
Cordón

One color
Un color



70cm | 28in

SUPPORT SOPORTE

Stainless steel
Acero inoxidable

CABLE

Transparent
Transparente

LIGHT SOURCE BUILT-IN FUENTE DE LUZ INCLUIDA

230V - 50Hz

STRIP 39,4W 3000K 2897lm

120V - 60Hz

STRIP 39,4W 3000K 2897lm

Energy efficiency: A
Eficiencia energética: A

NET WEIGHT PESO NETO

8kg | 17,6lb



71x71x40 cm
28x28x16 in

10kg | 22lb



Certifications:




Curvas ref. CV01

LAMPSHADE TULIPA

Glass
Vidrio

One color to choose
Un color a elegir



SUPPORT SOPORTE

Painted steel
and stainless steel
Acero pintado y acero
inoxidable

CABLE

Black or transparent*
Negro o transparente*

Energy efficiency: A+ to E
Eficiencia energética: A+ a E

RECOMMENDED BULBS BOMBILLAS RECOMENDADAS

230V - 50Hz

E14 LED Vintage- Max. 1x7 W

E14 LED Standard- Max. 1x7 W

120V - 60Hz

E12 LED - Max. 1x7 W

NET WEIGHT PESO NETO

1,9kg | 4,2lb



46x24x25 cm
17,7x9,4x9,8 in

2,6kg | 5,7lb



Certifications:



*Table and floor lamps 120V with UL certification only available with black cable | Lámparas de mesa y pie en 120V con certificación UL solo sólo disponibles con cable negro

17cm | 6,7in



22cm | 8,7in

Ø 31cm | 12,2in

Nevo ref. NE01

LAMPSHADE TULIPA
Painted stainless steel
Acero inoxidable pintado

One color to choose
Un color a elegir



Steel gloss nickel-plated
and stainless steel
Acero niquel-satinado y
acero inoxidable

SUPPORT SOPORTE
Painted steel
and stainless steel
Acero pintado
y acero inoxidable

CABLE
Black or transparent*
Negro o transparente*

Energy efficiency: A+ to E
Eficiencia energética: A+ a E

RECOMMENDED BULBS
BOMBILLAS RECOMENDADAS

230V - 50Hz

E14 LED Vintage- Max. 2x7 W
 E14 LED Standard- Max. 2x7 W

120V - 60Hz

E12 LED - Max. 2x7 W

NET WEIGHT
PESO NETO

1,6kg | 3,5lb



36x36x31 cm
14,2x14,2x12,2 in
2,5kg | 5,5lb



Certifications:



20cm | 7,9in



70cm | 27,6in

Ø 36cm | 14,2in

32x27cm | 12,6x10,6in

Nevo ref. NE02

LAMPSHADE TULIPA
Painted stainless steel
Acero inoxidable pintado

One color to choose
Un color a elegir



Steel gloss nickel-plated
and stainless steel
Acero niquel-satinado y
acero inoxidable

SUPPORT SOPORTE
Painted steel
and stainless steel
Acero pintado
y acero inoxidable

CABLE
Black or transparent*
Negro o transparente*

Energy efficiency: A+ to E
Eficiencia energética: A+ a E

RECOMMENDED BULBS
BOMBILLAS RECOMENDADAS

230V - 50Hz

E14 LED Vintage- Max. 2x7 W
 E14 LED Standard- Max. 2x7 W

120V - 60Hz

E12 LED - Max. 2x7 W

NET WEIGHT
PESO NETO

2kg | 4,4lb



60x60x33 cm
23,6x23,6x13 in
4kg | 8,8lb



Certifications:



28cm | 11in



68cm | 26,7in


Ø 28cm | 11in

32x27cm | 12,6x10,6in

Onn ref. ON02

LAMPSHADE TULIPA
Painted stainless steel
Acero inoxidable pintado

One color to choose
Un color a elegir



Steel gloss nickel-plated
and stainless steel
Acero niquel-satinado y
acero inoxidable

SUPPORT SOPORTE
Painted steel
and stainless steel
Acero pintado
y acero inoxidable

CABLE
Black or transparent*
Negro o transparente*

Energy efficiency: A+ to E
Eficiencia energética: A+ a E

RECOMMENDED BULBS
BOMBILLAS RECOMENDADAS

230V - 50Hz

E14 LED Vintage- Max. 2x7 W
 E14 LED Standard- Max. 2x7 W

120V - 60Hz

E12 LED - Max. 2x7 W

NET WEIGHT
PESO NETO

3,5kg | 7,7lb



60x60x33 cm
23,6x23,6x13 in
4,5kg | 9,9lb



Certifications:



*Table and floor lamps 120V with UL certification only available with black cable | Lámparas de mesa y pie en 120V con certificación UL solo sólo disponibles con cable negro



20cm | 7,9in

60cm | 23,6in

40x20cm | 15,7x7,9in

LED **Pili** ref. **PL01**

LAMPSHADE TULIPA
Painted stainless steel thread
Hilo de acero inoxidable pintado

One color: white
Un color: blanco



SUPPORT SOPORTE
Stainless steel
Acero inoxidable

Dimmable
Regulable

CABLE
Transparent
Transparente

LIGHT SOURCE BUILT-IN
FUENTE DE LUZ INCLUIDA

230V - 50Hz

● 2,1W 2700K 240lm built-in

120V - 60Hz

● 2,1W 2700K 240lm built-in

Energy efficiency: A+
Eficiencia energética: A+

NET WEIGHT
PESO NETO

0,5kg | 1,1lb



60x60x32 cm
23,6x23,6x8,7 in
2,6kg | 5,7lb



Certifications:



Ø 32cm | 12,6in

13cm | 5,1in

39cm | 15,4in

Ø 34cm | 13,4in

Shio ref. **SH02**

LAMPSHADE TULIPA
Plywood
Tablero marino
Painted steel
Acero pintado

One color to choose
Un color a elegir



Top and bottom diffuser
Difusor superior e inferior

CABLE
Black or transparent*
Negro o transparente*

Energy efficiency: A+ to B
Eficiencia energética: A+ a B

RECOMMENDED BULBS
BOMBILLAS RECOMENDADAS

230V - 50Hz

● 2GX13 - Max. 1x22 W

120V - 60Hz

● 2GX13 - Max. 1x22 W

NET WEIGHT
PESO NETO

3kg | 6,6lb



47x47x63 cm
18,5x18,5x24,8 in
5kg | 11lb



Certifications:



Ø 40cm | 15,7in

20cm | 7,9in

65cm | 25,6in

32x27cm | 12,6x10,6in

Tati ref. **TA02**

LAMPSHADE TULIPA
Painted stainless steel
Acero inoxidable pintado

One color to choose
Un color a elegir



Steel gloss nickel-plated and stainless steel
Acero niquel-satinado y acero inoxidable

SUPPORT SOPORTE
Stainless steel
Acero inoxidable

CABLE
Black or transparent*
Negro o transparente*

Energy efficiency: A+ to E
Eficiencia energética: A+ a E

RECOMMENDED BULBS
BOMBILLAS RECOMENDADAS

230V - 50Hz

● E14 LED Vintage- Max. 2x7 W

● E14 LED Standard- Max. 2x7 W

120V - 60Hz

● E12 LED - Max. 2x7 W

NET WEIGHT
PESO NETO

1,6kg | 3,5lb



60x60x33 cm
23,6x23,6x13 in
4kg | 8,8lb



Certifications:



*Table and floor lamps 120V with UL certification only available with black cable | Lámparas de mesa y pie en 120V con certificación UL solo sólo disponibles con cable negro



Ura_{ref.} UR01

LAMPSHADE TULIPA

Painted stainless steel
Acero inoxidable pintado

One color to choose
Un color a elegir



SUPPORT SOPORTE

Stainless steel
Acero inoxidable

CABLE

Black or transparent*
Negro o transparente*

Energy efficiency: A+ to E
Eficiencia energética: A+ a E

RECOMMENDED BULBS BOMBILLAS RECOMENDADAS

230V - 50Hz

 E27 LED Vintage- Max. 1x12 W

 E27 LED Standard- Max. 1x12 W

120V - 60Hz

 E26 LED - Max. 1x12 W

NET WEIGHT PESO NETO

1kg | 2,2lb



61x26x21 cm
24x10,2x8,3 in
1,8kg | 3,9lb



Certifications:



*Table and floor lamps 120V with UL certification only available with black cable | Lámparas de mesa y pie en 120V con certificación UL solo sólo disponibles con cable negro

FLOOR LAMPS

LÁMPARAS DE PIE

Ø 143cm | 56,3in



220cm | 86,6in

Africa ref. AF03

LAMPSHADE TULIPA
Painted stainless steel
Acero inoxidable pintado

One color to choose
Un color a elegir



SUPPORT SOPORTE
Stainless steel
and painted steel
Acero inoxidable
y acero pintado

CABLE
Black or transparent*
Negro o transparente*

Energy efficiency: A+ to E
Eficiencia energética: A+ a E

RECOMMENDED BULBS
BOMBILLAS RECOMENDADAS

230V - 50Hz

E27 LED Standard- Max. 3x12 W

E27 LED Vintage- Max. 3x12 W

120V - 60Hz

E26 LED - Max. 3x12 W

NET WEIGHT
PESO NETO

60kg | 132,7lb



154x153x240 cm
60,6x60,2x94,5 in

272kg | 600lb



Certifications:



Transport not included,
price upon request.
Transporte no incluido,
consultar precio.

*Table and floor lamps 120V with UL certification only available with black cable | Lámparas de mesa y pie en 120V con certificación UL solo sólo disponibles con cable negro

185cm | 72,8in



135x60cm | 53,1x23,6in

LED

Arc ref. AC03

LAMPSHADE TULIPA

Cord | Cordón

One color
Un color



SUPPORT SOPORTE

Painted steel
Acero pintado

CABLE

Transparent
Transparente

LIGHT SOURCE BUILT-IN FUENTE DE LUZ INCLUIDA

230V - 50Hz

STRIP 112W 3000K 8195lm built-in

120V - 60Hz

STRIP 112W 3000K 8195lm built-in

Energy efficiency: A
Eficiencia energética: A

NET WEIGHT PESO NETO

11kg | 24,3lb



40x140x190 cm
16x55,1x75 in

116kg | 256lb



Certifications:



Transport not included,
price upon request.
Transporte no incluido,
consultar precio.

23cm | 9,1in

Ø 60cm | 23,6in



160cm | 63in

Aros ref. AR03

LAMPSHADE TULIPA

Polypropylene
Polipropileno

One color
Un color



Painted steel
Acero pintado

SUPPORT SOPORTE

Painted stainless steel
and painted steel
Acero inoxidable
pintado y acero pintado

Bottom diffuser included
Incluye difusor inferior

CABLE

Black or transparent*
Negro o transparente*

Energy efficiency: A+ to E
Eficiencia energética: A+ a E

RECOMMENDED BULBS BOMBILLAS RECOMENDADAS

230V - 50Hz

E27 LED Standard - Max. 1x12 W

E27 LED Vintage - Max. 1x12 W

120V - 60Hz

E26 LED - Max. 1x12 W

NET WEIGHT PESO NETO

4kg | 8,8lb



170x10x10 cm
66,9x3,9x3,9 in
60x60x33 cm
23,6x23,6x13 in

7kg | 15,4lb



Certifications:



188cm | 74in

Ø 60cm | 23,6in



23cm | 9,1in

Aros ref. AR03G

LAMPSHADE TULIPA

Polypropylene
Polipropileno

One color
Un color



Painted steel
Acero pintado

SUPPORT SOPORTE

Painted stainless steel
and painted steel
Acero inoxidable
pintado y acero pintado

Bottom diffuser included
Incluye difusor inferior

CABLE

Black or transparent*
Negro o transparente*

Energy efficiency: A+ to E
Eficiencia energética: A+ a E

RECOMMENDED BULBS BOMBILLAS RECOMENDADAS

230V - 50Hz

E27 LED Standard - Max. 1x12 W

E27 LED Vintage - Max. 1x12 W

120V - 60Hz

E26 LED - Max. 1x12 W

NET WEIGHT PESO NETO

4,5kg | 9,9lb



180x10x10 cm
70,9x3,9x3,9 in
60x60x33 cm
23,6x23,6x13 in

8,1kg | 17,9lb



Certifications:




*Table and floor lamps 120V with UL certification only available with black cable | Lámparas de mesa y pie en 120V con certificación UL solo sólo disponibles con cable negro



Curvas ref. CVO3G

LAMPSHADE TULIPA
Glass Vidrio

One color to choose
Un color a elegir



Top diffuser included
Incluye difusor superior

SUPPORT SOPORTE
Painted steel and stainless steel
Acero pintado y acero inoxidable

Dimmable
Regulable

CABLE
Black or transparent*
Negro o transparente*

Energy efficiency: A+ to E
Eficiencia energética: A+ a E

RECOMMENDED BULBS
BOMBILLAS RECOMENDADAS

ONLY DIMMABLE LED BULBS

230V - 50Hz

E27 LED Standard- Max. 4x12 W

E27 LED Vintage- Max. 4x12 W

120V - 60Hz

E26 LED - Max. 4x12 W

NET WEIGHT
PESO NETO

12,5kg | 25,6lb



185x45x25 cm
72,8x17,7x9,8 in
60x60x33 cm
23,6x23,6x13 in

15kg | 33,1lb



Certifications:



Gea ref. GE03

LAMPSHADE TULIPA
Painted stainless steel
Acero inoxidable pintado

One color to choose
Un color a elegir



SUPPORT SOPORTE
Painted steel and stainless steel
Acero pintado y acero inoxidable

Dimmable
Regulable

CABLE
Black or transparent*
Negro o transparente*

Energy efficiency: A+ to E
Eficiencia energética: A+ a E

RECOMMENDED BULBS
BOMBILLAS RECOMENDADAS

ONLY DIMMABLE LED BULBS

230V - 50Hz

E27 LED Standard- Max. 5x12 W

E27 LED Vintage- Max. 5x12 W

120V - 60Hz

E26 LED - Max. 5x12 W

NET WEIGHT
PESO NETO

14,5kg | 32lb



189x44x27 cm
74,4x17,3x10,6 in

19kg | 41,9lb



Certifications:



2008



Shio ref. SH03

LAMPSHADE TULIPA
Plywood
Tablero marino
Painted steel
Acero pintado

One color to choose
Un color a elegir



Top and bottom diffuser
Difusor superior e inferior

CABLE
Black or transparent*
Negro o transparente*

Energy efficiency: A+ to B
Eficiencia energética: A+ a B

RECOMMENDED BULBS
BOMBILLAS RECOMENDADAS

230V - 50Hz

2GX13 - Max. 1x22 W

120V - 60Hz

2GX13 - Max. 1x22 W

NET WEIGHT
PESO NETO

9,6kg | 21,2lb

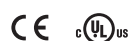


156x10x10 cm
61,4x3,9x3,9 in
60x60x22 cm
23,6x23,6x8,7 in

11,9kg | 26,2lb



Certifications:



*Table and floor lamps 120V with UL certification only available with black cable | Lámparas de mesa y pie en 120V con certificación UL solo sólo disponibles con cable negro

Ø 80cm | 31,5in

70cm | 27,6in



160cm | 63in

Tina ref. TN03

LAMPSHADE TULIPA

Polypropylene
Polipropileno

Painted steel
Acero pintado

One color
Un color



SUPPORT SOPORTE

Painted Stainless steel
and painted steel
Acero inoxidable
pintado y acero pintado

CABLE

Black or transparent*
Negro o transparente*

Energy efficiency: A+ to E
Eficiencia energética: A+ a E

RECOMMENDED BULBS BOMBILLAS RECOMENDADAS

230V - 50Hz



E27 LED Standard- Max. 1x12 W



E27 LED Vintage- Max. 1x12 W

120V - 60Hz



E26 LED - Max. 1x12 W

NET WEIGHT PESO NETO

5,2kg | 11,5lb



125x31x32 cm
49,2x12,2x12,6 in

6,5kg | 14,3lb



Certifications:



Ø 52cm | 20,5in

100cm | 39,4in



156cm | 61,4in

Ura ref. UR03

LAMPSHADE TULIPA

Painted stainless steel
Acero inoxidable pintado

One color to choose
Un color a elegir



SUPPORT SOPORTE

Stainless steel
Acero inoxidable

Dimmable
Regulable

CABLE

Black or transparent*
Negro o transparente*

Energy efficiency: A+ to E
Eficiencia energética: A+ a E

RECOMMENDED BULBS BOMBILLAS RECOMENDADAS



ONLY DIMMABLE LED BULBS

230V - 50Hz



E27 LED Standard- Max. 3x12 W



E27 LED Vintage- Max. 3x12 W

120V - 60Hz



E26 LED - Max. 3x12 W

NET WEIGHT PESO NETO

7,6kg | 16,8lb



110x42x60 cm
43,3x18,5x23,6 in

11,7kg | 25,8lb




Certifications:



Ø 80cm | 31,5in

29cm | 11,4in



173cm | 68,1in

V ref. VV03

LAMPSHADE TULIPA

Polycarbonate
Policarbonato

One color to choose
Un color a elegir



Glass diffuser
Difusor de vidrio

SUPPORT SOPORTE

Painted steel
Acero pintado

CABLE

Black or transparent*
Negro o transparente*

Energy efficiency: A+ to E
Eficiencia energética: A+ a E

RECOMMENDED BULBS BOMBILLAS RECOMENDADAS

230V - 50Hz



E27 LED Standard- Max. 1x12 W



E27 LED Vintage- Max. 1x12 W

120V - 60Hz



E26 LED - Max. 1x12 W

NET WEIGHT PESO NETO

12kg | 26,5lb



150x50x12 cm
59,1x19,7x4,7 in
84x84x38 cm
33x33x15 in

17kg | 37,5lb



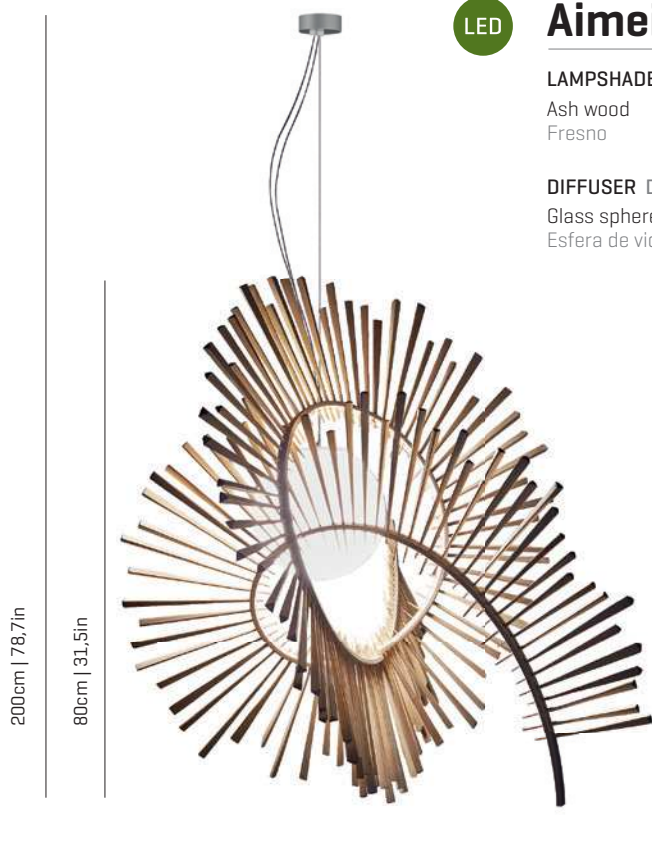
Certifications:



*Table and floor lamps 120V with UL certification only available with black cable | Lámparas de mesa y pie en 120V con certificación UL solo sólo disponibles con cable negro

PENDANT LAMPS

LÁMPARAS COLGANTES



LED

Aimei ref. A104

LAMPSHADE TULIPA

Ash wood
Fresno

DIFFUSER DIFUSOR

Glass sphere
Esfera de vidrio

CANOPY FLORÓN

Steel gloss nickel-plated
Acero níquel-satinado

230V: Ø12cm | 4,7in
120V: Ø12cm | 4,7in

CABLE

Transparent
Transparente

LIGHT SOURCE BUILT-IN FUENTE DE LUZ INCLUIDA

230V - 50Hz

8W 3000K 1067lm built-in
upon request 2700K 960lm

Dimming system DALI / Switch DIM
upon request PHASE CUT

120V - 60Hz

8W 3000K 1067lm built-in
upon request 2700K 960lm

Dimming system PHASE CONTROL

Energy efficiency: A+
Eficiencia energética: A+

NET WEIGHT PESO NETO

9,5kg | 21lb



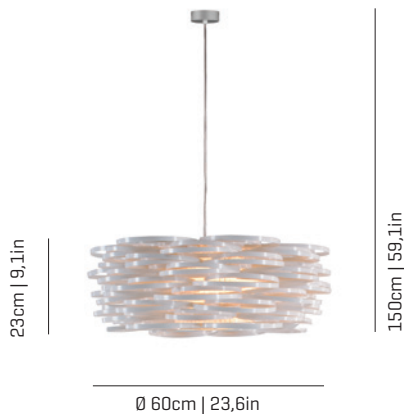
122x82x85 cm
48x32,3x33,5 in
32kg | 70,5lb



Certifications:



80x80cm | 31,5x31,5in



Aros ref. ARO4

LAMPSHADE TULIPA

Polypropylene
Polipropileno

Painted steel
Acero pintado

One color
Un color



CANOPY FLORÓN

Steel gloss nickel-plated
Acero níquel-satinado

230V: Ø8cm | 3,1in
120V: Ø12cm | 4,7in

CABLE

Black or transparent
Negro o transparente

Energy efficiency: A+ to E
Eficiencia energética: A+ a E

RECOMMENDED BULBS BOMBILLAS RECOMENDADAS

230V - 50Hz

E27 LED Standard- Max. 1x12 W

E27 LED Vintage- Max. 1x12 W

120V - 60Hz

E26 LED - Max. 1x12 W

NET WEIGHT PESO NETO

1,1kg | 2,4lb



60x60x33 cm
23,6x23,6x13 in
3,2kg | 7,9lb




Certifications:



Aros ref. ARO4-LD

LED / DIMMABLE



LAMPSHADE TULIPA

Polypropylene
Polipropileno

Painted steel
Acero pintado

One color
Un color



Bottom diffuser
Difusor inferior

CANOPY FLORÓN

Steel gloss nickel-plated
Acero níquel-satinado

230V: Ø14,2cm | 5,6in
120V: Ø14,2cm | 5,6in

CABLE

Black or transparent
Negro o transparente

LIGHT SOURCE BUILT-IN FUENTE DE LUZ INCLUIDA

230V - 50Hz

18,1W 3000K 1776lm built-in
upon request 2700K 1645lm

Dimming system DALI / Switch DIM
upon request PHASE CUT

120V - 60Hz

18,1W 3000K 1776lm built-in
upon request 2700K 1645lm

Dimming system 0-10 V
upon request PHASE CONTROL

Energy efficiency: A+
Eficiencia energética: A+

NET WEIGHT PESO NETO

2kg | 4,4lb



60x60x33 cm
23,6x23,6x13 in
3,3kg | 7,4lb



Certifications:



Ballet Plié ref. BAPI04



LAMPSHADE TULIPA

Painted stainless steel
Acero inoxidable pintado

One color to choose
Un color a elegir



Stainless steel
Acero inoxidable

CANOPY FLORÓN

Steel gloss nickel-plated
Acero níquel-satinado

230V: Ø8cm | 3,1in
120V: Ø12cm | 4,7in

CABLE

Black or transparent
Negro o transparente

Energy efficiency: A+ to E
Eficiencia energética: A+ a E

RECOMMENDED BULBS BOMBILLAS RECOMENDADAS

230V - 50Hz

E27 LED Standard- Max. 1x12 W

E27 LED Vintage- Max. 1x12 W

120V - 60Hz

E26 LED - Max. 1x12 W

NET WEIGHT PESO NETO

1,2kg | 2,6lb



60x60x33 cm
23,6x23,6x13 in
3,6kg | 7,2lb



Certifications:



25cm | 9,8in



73x57cm | 28,7x22,4in

LED

Ballet Plié ref. BAPI04-LD

LED / DIMMABLE

LAMPSHADE TULIPA
Painted stainless steel
Acero inoxidable pintado

One color to choose
Un color a elegir



Stainless steel
Acero inoxidable

Inside diffuser
Difusor interior

CANOPY FLORÓN
Steel gloss nickel-plated
Acero níquel-satinado

230V: Ø14,2cm | 5,6in
120V: Ø14,2cm | 5,6in

CABLE
Black or transparent
Negro o transparente

LIGHT SOURCE BUILT-IN
FUENTE DE LUZ INCLUIDA

230V - 50Hz

● 18,1W 3000K 1776lm built-in
upon request 2700K 1645lm

Dimming system DALI / Switch DIM
upon request PHASE CUT

120V - 60Hz

● 18,1W 3000K 1776lm built-in
upon request 2700K 1645lm

Dimming system 0-10 V
upon request PHASE CONTROL

Energy efficiency: A+
Eficiencia energética: A+

NET WEIGHT
PESO NETO

2,1kg | 4,6lb



60x60x33 cm
23,6x23,6x13 in
4,3kg | 9,7lb



Certifications:



150cm | 59,1in

Ballet Relevé ref. BARE04

LAMPSHADE TULIPA
Painted stainless steel
Acero inoxidable pintado

One color to choose
Un color a elegir



Stainless steel
Acero inoxidable

CANOPY FLORÓN
Steel gloss nickel-plated
Acero níquel-satinado

230V: Ø8cm | 3,1in
120V: Ø12cm | 4,7in

CABLE
Black or transparent
Negro o transparente

Energy efficiency: A+ to E
Eficiencia energética: A+ a E

RECOMMENDED BULBS
BOMBILLAS RECOMENDADAS

230V - 50Hz

● E27 LED Standard- Max. 1x12 W

● E27 LED Vintage- Max. 1x12 W

120V - 60Hz

● E26 LED - Max. 1x12 W

NET WEIGHT
PESO NETO

1kg | 2,2lb



43x43x30 cm
17x17x11,8 in
2kg | 4,6lb



Certifications:



45cm | 17,7in



40x22cm | 15,7x8,6in

150cm | 59,1in

LED

Ballet Relevé ref. BARE04-LD

LED / DIMMABLE

LAMPSHADE TULIPA
Painted stainless steel
Acero inoxidable pintado

One color to choose
Un color a elegir



Stainless steel
Acero inoxidable

Bottom diffuser
Difusor inferior

CANOPY FLORÓN
Steel gloss nickel-plated
Acero níquel-satinado

230V: Ø14,2cm | 5,6in
120V: Ø14,2cm | 5,6in

CABLE
Black or transparent
Negro o transparente

LIGHT SOURCE BUILT-IN
FUENTE DE LUZ INCLUIDA

230V - 50Hz

● 18,1W 3000K 1776lm built-in
upon request 2700K 1645lm

Dimming system DALI / Switch DIM
upon request PHASE CUT

120V - 60Hz

● 18,1W 3000K 1776lm built-in
upon request 2700K 1645lm

Dimming system 0-10 V
upon request PHASE CONTROL

Energy efficiency: A+
Eficiencia energética: A+

NET WEIGHT
PESO NETO

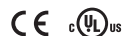
1,7kg | 3,7lb



43x43x30 cm
17x17x11,8 in
2,8kg | 6,3lb



Certifications:



45cm | 17,7in



40x22cm | 15,7x8,6in

150cm | 59,1in

42cm | 16,5in



150cm | 59,1in

45x33cm | 17,7x13in

Ballet Elancé^{ref.} BALA04

LAMPSHADE TULIPA

Painted stainless steel
Acero inoxidable pintado

One color to choose
Un color a elegir



Stainless steel
Acero inoxidable

CANOPY FLORÓN

Steel gloss nickel-plated
Acero níquel-satinado

230V: Ø8cm | 3,1in
120V: Ø12cm | 4,7in

CABLE

Black or transparent
Negro o transparente

Energy efficiency: A+ to E
Eficiencia energética: A+ a E

RECOMMENDED BULBS BOMBILLAS RECOMENDADAS

230V - 50Hz

E27 LED Standard- Max. 1x12 W

E27 LED Vintage- Max. 1x12 W

120V - 60Hz

E26 LED - Max. 1x12 W

NET WEIGHT PESO NETO

1,1kg | 2,4lb



44x44x40 cm
17,3x17,3x15,7 in
2,4kg | 5,3lb



Certifications:



42cm | 16,5in



150cm | 59,1in

45x33cm | 17,7x13in

LED

Ballet Elancé^{ref.} BALA04-LD LED / DIMMABLE

LAMPSHADE TULIPA

Painted stainless steel
Acero inoxidable pintado

One color to choose
Un color a elegir



Stainless steel
Acero inoxidable

Inside diffuser
Difusor interior

CANOPY FLORÓN

Steel gloss nickel-plated
Acero níquel-satinado

230V: Ø14,2cm | 5,6in
120V: Ø14,2cm | 5,6in

CABLE

Black or transparent
Negro o transparente

LIGHT SOURCE BUILT-IN FUENTE DE LUZ INCLUIDA

230V - 50Hz

18,1W 3000K 1776lm built-in
upon request 2700K 1645lm

Dimming system DALI / Switch DIM
upon request PHASE CUT

120V - 60Hz

18,1W 3000K 1776lm built-in
upon request 2700K 1645lm

Dimming system 0-10 V
upon request PHASE CONTROL

Energy efficiency: A+
Eficiencia energética: A+

NET WEIGHT PESO NETO

1,9kg | 4,2lb



44x44x40 cm
17,3x17,3x15,7 in
3,2kg | 7lb



Certifications:



40cm | 16in



150cm | 59,1in

Ø 40cm | 16in

Blum^{ref.} BLO4

LAMPSHADE TULIPA

Painted stainless steel
thread
Hilo de acero inoxidable
pintado

One color
Un color



CANOPY FLORÓN

Steel gloss nickel-plated
Acero níquel-satinado

230V: Ø8cm | 3,1in
120V: Ø12cm | 4,7in

CABLE

Black or transparent
Negro o transparente

Energy efficiency: A+ to E
Eficiencia energética: A+ a E

RECOMMENDED BULBS BOMBILLAS RECOMENDADAS

230V - 50Hz

E27 LED Standard- Max. 1x12 W

E27 LED Vintage- Max. 1x12 W

120V - 60Hz

E26 LED - Max. 1x12 W

NET WEIGHT PESO NETO

1,3kg | 2,9lb



44x44x40 cm
17,3x17,3x15,7 in
2,7kg | 5,1lb



Certifications:





Caos ref. CA04A

LAMPSHADE TULIPA

Cord
Cordón

One color to choose
Un color a elegir



Stainless steel
Acero inoxidable

CANOPY FLORÓN

Steel gloss nickel-plated
Acero níquel-satinado

230V: Ø8cm | 3,1in
120V: Ø12cm | 4,7in

CABLE

Black or transparent
Negro o transparente

Energy efficiency: A+ to E
Eficiencia energética: A+ a E

RECOMMENDED BULBS BOMBILLAS RECOMENDADAS

230V - 50Hz

E27 LED Standard- Max. 1x12 W

E27 LED Vintage- Max. 1x12 W

120V - 60Hz

E26 LED - Max. 1x12 W

NET WEIGHT PESO NETO

1,1kg | 2,4lb



44x44x40 cm
17,3x17,3x15,7 in
1,5kg | 3,3lb



Certifications:



Caos ref. CA04A-LD

LED / DIMMABLE

LAMPSHADE TULIPA

Cord
Cordón

One color to choose
Un color a elegir



Stainless steel
Acero inoxidable

Bottom diffuser
Difusor inferior

CANOPY FLORÓN

Steel gloss nickel-plated
Acero níquel-satinado

230V: Ø14,2cm | 5,6in
120V: Ø14,2cm | 5,6in

CABLE

Black or transparent
Negro o transparente

LIGHT SOURCE BUILT-IN FUENTE DE LUZ INCLUIDA

230V - 50Hz

18,1W 3000K 1776lm built-in
upon request 2700K 1645lm

Dimming system DALI / Switch DIM
upon request PHASE CUT

120V - 60Hz

18,1W 3000K 1776lm built-in
upon request 2700K 1645lm

Dimming system 0-10 V
upon request PHASE CONTROL

NET WEIGHT PESO NETO

1,8kg | 4lb



44x44x40 cm
17,3x17,3x15,7 in
2kg | 4,6lb



Certifications:



Caos ref. CA04B

LAMPSHADE TULIPA

Cord
Cordón

One color to choose
Un color a elegir



Stainless steel
Acero inoxidable

CANOPY FLORÓN

Steel gloss nickel-plated
Acero níquel-satinado

230V: Ø8cm | 3,1in
120V: Ø12cm | 4,7in

CABLE

Black or transparent
Negro o transparente

Energy efficiency: A+ to E
Eficiencia energética: A+ a E

RECOMMENDED BULBS BOMBILLAS RECOMENDADAS

230V - 50Hz

E27 LED Standard- Max. 1x12 W

E27 LED Vintage- Max. 1x12 W

120V - 60Hz

E26 LED - Max. 1x12 W

NET WEIGHT PESO NETO

1,1kg | 2,4lb



36x36x30 cm
14,2x14,2x11,8 in
1,5kg | 3,3lb



Certifications:



25cm | 9,8in



Ø 35cm | 13,8in

150cm | 59,1in

LED

Caos ref. CA04B-LD

LED / DIMMABLE

LAMPSHADE TULIPA

Cord
Cordón

One color to choose
Un color a elegir



Stainless steel
Acero inoxidable

Bottom diffuser
Difusor inferior

CANOPY FLORÓN

Steel gloss nickel-plated
Acero níquel-satinado

230V: Ø14,2cm | 5,6in
120V: Ø14,2cm | 5,6in

CABLE

Black or transparent
Negro o transparente

LIGHT SOURCE BUILT-IN FUENTE DE LUZ INCLUIDA

230V - 50Hz

● 18,1W 3000K 1776lm built-in
upon request 2700K 1645lm

Dimming system DALI / Switch DIM
upon request PHASE CUT

120V - 60Hz

● 18,1W 3000K 1776lm built-in
upon request 2700K 1645lm

Dimming system 0-10 V
upon request PHASE CONTROL

Energy efficiency: A+
Eficiencia energética: A+

NET WEIGHT PESO NETO

1,7kg | 3,7lb



36x36x30 cm
14,2x14,2x11,8 in
2kg | 4,6lb



Certifications:



50cm | 19,7in



Ø 50cm | 19,7in

150cm | 59,1in

Caos ref. CA04AG

LAMPSHADE TULIPA

Cord
Cordón

One color to choose
Un color a elegir



Stainless steel
Acero inoxidable

CANOPY FLORÓN

Steel gloss nickel-plated
Acero níquel-satinado

230V: Ø8cm | 3,1in
120V: Ø12cm | 4,7in

CABLE

Black or transparent
Negro o transparente

Energy efficiency: A+ to E
Eficiencia energética: A+ a E

RECOMMENDED BULBS BOMBILLAS RECOMENDADAS

230V - 50Hz

● E27 LED Standard- Max. 1x12 W

● E27 LED Vintage- Max. 1x12 W

120V - 60Hz

● E26 LED - Max. 1x12 W

NET WEIGHT PESO NETO

1,7kg | 3,7lb



51x51x53 cm
20x20x20,9 in
3,8kg | 8,6lb



Certifications:



LED

Caos ref. CA04AG-LD

LED / DIMMABLE

LAMPSHADE TULIPA

Cord
Cordón

One color to choose
Un color a elegir



Stainless steel
Acero inoxidable

Bottom diffuser
Difusor inferior

CANOPY FLORÓN

Steel gloss nickel-plated
Acero níquel-satinado

230V: Ø14,2cm | 5,6in
120V: Ø14,2cm | 5,6in

CABLE

Black or transparent
Negro o transparente

LIGHT SOURCE BUILT-IN FUENTE DE LUZ INCLUIDA

230V - 50Hz

● 18,1W 3000K 1776lm built-in
upon request 2700K 1645lm

Dimming system DALI / Switch DIM
upon request PHASE CUT

120V - 60Hz

● 18,1W 3000K 1776lm built-in
upon request 2700K 1645lm

Dimming system 0-10 V
upon request PHASE CONTROL

Energy efficiency: A+
Eficiencia energética: A+

NET WEIGHT PESO NETO

2,3kg | 5,1lb



51x51x53 cm
20x20x20,9 in
4kg | 8,8lb



Certifications:



50cm | 19,7in



Ø 50cm | 19,7in

150cm | 59,1in

Coral Cay ref. COCY04



LAMPSHADE TULIPA
Painted stainless steel
Acero inoxidable pintado

One color to choose
Un color a elegir



Stainless steel
Acero inoxidable

CANOPY FLORÓN
Steel gloss nickel-plated
Acero níquel-satinado

230V: Ø8cm | 3.1in
120V: Ø12cm | 4.7in

CABLE
Black or transparent
Negro o transparente

Energy efficiency: A+ to E
Eficiencia energética: A+ a E

RECOMMENDED BULBS
BOMBILLAS RECOMENDADAS

230V - 50Hz

E27 LED Standard- Max. 1x12 W

E27 LED Vintage- Max. 1x12 W

120V - 60Hz

E26 LED - Max. 1x12 W

NET WEIGHT
PESO NETO

1,1kg | 2,4lb



36x36x30 cm
14,2x14,2x11,8 in
1,6kg | 3,4lb



Certifications:




LED

Coral Cay ref. COCY04-LD

LED / DIMMABLE

LAMPSHADE TULIPA
Painted stainless steel
Acero inoxidable pintado

One color to choose
Un color a elegir



Stainless steel
Acero inoxidable

Bottom diffuser
Difusor inferior

CANOPY FLORÓN
Steel gloss nickel-plated
Acero níquel-satinado

230V: Ø14,2cm | 5,6in
120V: Ø14,2cm | 5,6in

CABLE
Black or transparent
Negro o transparente

LIGHT SOURCE BUILT-IN
FUENTE DE LUZ INCLUIDA

230V - 50Hz

18,1W 3000K 1776lm built-in
upon request 2700K 1645lm

Dimming system DALI / Switch DIM
upon request PHASE CUT

120V - 60Hz

18,1W 3000K 1776lm built-in
upon request 2700K 1645lm

Dimming system 0-10 V
upon request PHASE CONTROL

NET WEIGHT
PESO NETO

1,3kg | 2,9lb



36x36x30 cm
14,2x14,2x11,8 in
2,1kg | 4,1lb



Certifications:



Coral Galaxea ref. COGA04

LAMPSHADE TULIPA
Painted stainless steel
Acero inoxidable pintado

One color to choose
Un color a elegir



Stainless steel
Acero inoxidable

CANOPY FLORÓN
Steel gloss nickel-plated
Acero níquel-satinado

230V: Ø8cm | 3.1in
120V: Ø12cm | 4.7in

CABLE
Black or transparent
Negro o transparente

Energy efficiency: A+ to E
Eficiencia energética: A+ a E

RECOMMENDED BULBS
BOMBILLAS RECOMENDADAS

230V - 50Hz

E27 LED Standard- Max. 1x12 W

E27 LED Vintage- Max. 1x12 W

120V - 60Hz

E26 LED - Max. 1x12 W

NET WEIGHT
PESO NETO

1,2kg | 2,6lb



36x36x30 cm
14,2x14,2x11,8 in
1,7kg | 3,7lb



Certifications:





LED

Coral Galaxea ref. COGA04-LD LED / DIMMABLE

LAMPSHADE TULIPA
Painted stainless steel
Acero inoxidable pintado

One color to choose
Un color a elegir



Stainless steel
Acero inoxidable

Bottom diffuser
Difusor inferior

CANOPY FLORÓN
Steel gloss nickel-plated
Acero níquel-satinado

230V: Ø14,2cm | 5,6in
120V: Ø14,2cm | 5,6in

CABLE
Black or transparent
Negro o transparente

LIGHT SOURCE BUILT-IN
FUENTE DE LUZ INCLUIDA

230V - 50Hz

18,1W 3000K 1776lm built-in
upon request 2700K 1645lm

Dimming system DALI / Switch DIM
upon request PHASE CUT

120V - 60Hz

18,1W 3000K 1776lm built-in
upon request 2700K 1645lm

Dimming system 0-10 V
upon request PHASE CONTROL

Energy efficiency: A+
Eficiencia energética: A+

NET WEIGHT
PESO NETO


1,9kg | 4,2lb



36x36x30 cm
14,2x14,2x11,8 in
2,7kg | 5,9lb



Certifications:



Coral Reef ref. CORE04

LAMPSHADE TULIPA
Painted stainless steel
Acero inoxidable pintado

One color to choose
Un color a elegir



Stainless steel
Acero inoxidable

CANOPY FLORÓN
Steel gloss nickel-plated
Acero níquel-satinado

230V: Ø8cm | 3,1in
120V: Ø12cm | 4,7in

CABLE
Black or transparent
Negro o transparente

Energy efficiency: A+ to E
Eficiencia energética: A+ a E

RECOMMENDED BULBS
BOMBILLAS RECOMENDADAS

230V - 50Hz

E27 LED Standard- Max. 1x12 W

E27 LED Vintage- Max. 1x12 W

120V - 60Hz

E26 LED - Max. 1x12 W

NET WEIGHT
PESO NETO


1,6kg | 3,5lb



61x26x21 cm
24x10,2x8,3 in
2,2kg | 4,8lb



Certifications:



LED

Coral Reef ref. CORE04-LD LED / DIMMABLE

LAMPSHADE TULIPA
Painted stainless steel
Acero inoxidable pintado

One color to choose
Un color a elegir



Stainless steel
Acero inoxidable

Bottom diffuser
Difusor inferior

CANOPY FLORÓN
Steel gloss nickel-plated
Acero níquel-satinado

230V: Ø14,2cm | 5,6in
120V: Ø14,2cm | 5,6in

CABLE
Black or transparent
Negro o transparente

LIGHT SOURCE BUILT-IN
FUENTE DE LUZ INCLUIDA

230V - 50Hz

18,1W 3000K 1776lm built-in
upon request 2700K 1645lm

Dimming system DALI / Switch DIM
upon request PHASE CUT

120V - 60Hz

18,1W 3000K 1776lm built-in
upon request 2700K 1645lm

Dimming system 0-10 V
upon request PHASE CONTROL

Energy efficiency: A+
Eficiencia energética: A+

NET WEIGHT
PESO NETO

2,4kg | 5,3lb



61x26x21 cm
24x10,2x8,3 in
2,9kg | 6,4lb



Certifications:





Coral Sea ref. COSE04

LAMPSHADE TULIPA

Painted stainless steel
Acero inoxidable pintado

One color to choose
Un color a elegir



Stainless steel
Acero inoxidable

CANOPY FLORÓN

Steel gloss nickel-plated
Acero níquel-satinado

230V: Ø8cm | 3,1in
120V: Ø12cm | 4,7in

CABLE

Black or transparent
Negro o transparente

Energy efficiency: A+ to E
Eficiencia energética: A+ a E

RECOMMENDED BULBS BOMBILLAS RECOMENDADAS

230V - 50Hz

E27 LED Standard- Max. 1x12 W

E27 LED Vintage- Max. 1x12 W

120V - 60Hz

E26 LED - Max. 1x12 W

NET WEIGHT PESO NETO

1,4kg | 3,1lb



36x36x30 cm
14,2x14,2x11,8 in
2kg | 4,4lb



Certifications:



LED

Coral Sea ref. COSE04-LD

LED / DIMMABLE

LAMPSHADE TULIPA

Painted stainless steel
Acero inoxidable pintado

One color to choose
Un color a elegir



Stainless steel
Acero inoxidable

Bottom diffuser
Difusor inferior

CANOPY FLORÓN

Steel gloss nickel-plated
Acero níquel-satinado

230V: Ø14,2cm | 5,6in
120V: Ø14,2cm | 5,6in

CABLE

Black or transparent
Negro o transparente

LIGHT SOURCE BUILT-IN FUENTE DE LUZ INCLUIDA

230V - 50Hz

18,1W 3000K 1776lm built-in
upon request 2700K 1645lm

Dimming system DALI / Switch DIM
upon request PHASE CUT

120V - 60Hz

18,1W 3000K 1776lm built-in
upon request 2700K 1645lm

Dimming system 0-10 V
upon request PHASE CONTROL

NET WEIGHT PESO NETO

1,9kg | 4,2lb



36x36x30 cm
14,2x14,2x11,8 in
2,5kg | 5,5lb



Certifications:



Coral Seaurchin ref. COAU04

LAMPSHADE TULIPA

Painted stainless steel
Acero inoxidable pintado

One color to choose
Un color a elegir



Stainless steel
Acero inoxidable

CANOPY FLORÓN

Steel gloss nickel-plated
Acero níquel-satinado

230V: Ø8cm | 3,1in
120V: Ø12cm | 4,7in

CABLE

Black or transparent
Negro o transparente

Energy efficiency: A+ to E
Eficiencia energética: A+ a E

RECOMMENDED BULBS BOMBILLAS RECOMENDADAS

230V - 50Hz

E27 LED Standard- Max. 1x12 W

E27 LED Vintage- Max. 1x12 W

120V - 60Hz

E26 LED - Max. 1x12 W

NET WEIGHT PESO NETO

1,7kg | 3,7lb



44x44x40 cm
17,3x17,3x15,7 in
2,9kg | 6,4lb



Certifications:





LED

Coral Seaurchin ref. COAU04-LD LED / DIMMABLE

LAMPSHADE TULIPA

Painted stainless steel
Acero inoxidable pintado

One color to choose
Un color a elegir



Stainless steel
Acero inoxidable

Bottom diffuser
Difusor inferior

CANOPY FLORÓN

Steel gloss nickel-plated
Acero níquel-satinado

230V: Ø14,2cm | 5,6in
120V: Ø14,2cm | 5,6in

CABLE

Black or transparent
Negro o transparente

LIGHT SOURCE BUILT-IN FUENTE DE LUZ INCLUIDA

230V - 50Hz

● 18,1W 3000K 1776lm built-in
upon request 2700K 1645lm

Dimming system DALI / Switch DIM
upon request PHASE CUT

120V - 60Hz

● 18,1W 3000K 1776lm built-in
upon request 2700K 1645lm

Dimming system 0-10 V
upon request PHASE CONTROL

Energy efficiency: A+
Eficiencia energética: A+

NET WEIGHT PESO NETO

2,4kg | 5,3lb



44x44x40 cm
17,3x17,3x15,7 in
3kg | 6,9lb



Certifications:



Coral Seaurchin ref. COAU04G

LAMPSHADE TULIPA

Painted stainless steel
Acero inoxidable pintado

One color to choose
Un color a elegir



Stainless steel
Acero inoxidable

CANOPY FLORÓN

Steel gloss nickel-plated
Acero níquel-satinado

230V: Ø12cm | 4,7in
120V: Ø12cm | 4,7in

CABLE

Black or transparent
Negro o transparente

Energy efficiency: A+ to E
Eficiencia energética: A+ a E

RECOMMENDED BULBS BOMBILLAS RECOMENDADAS

230V - 50Hz

● E27 LED Standard- Max. 4x12 W

● E27 LED Vintage- Max. 4x12 W

120V - 60Hz

● E26 LED - Max. 4x12 W

NET WEIGHT PESO NETO

4,5kg | 9,9lb



71x71x43 cm
28x28x16,9 in
7,2kg | 15,9lb



Certifications:




LED

Coral Seaurchin ref. COAU04G-LD LED / DIMMABLE

LAMPSHADE TULIPA

Painted stainless steel
Acero inoxidable pintado

One color to choose
Un color a elegir



Stainless steel
Acero inoxidable

Bottom diffuser
Difusor inferior

CANOPY FLORÓN

Steel gloss nickel-plated
Acero níquel-satinado

230V: Ø14,2cm | 5,6in
120V: Ø14,2cm | 5,6in

CABLE

Black or transparent
Negro o transparente

LIGHT SOURCE BUILT-IN FUENTE DE LUZ INCLUIDA

230V - 50Hz

● 36,7W 3000K 4086lm built-in
upon request 2700K 3938lm

Dimming system DALI / Switch DIM

120V - 60Hz

● 36,7W 3000K 4086lm built-in
upon request 2700K 3938lm

Dimming system 0-10 V

Energy efficiency: A+
Eficiencia energética: A+

NET WEIGHT PESO NETO

4,5kg | 9,9lb

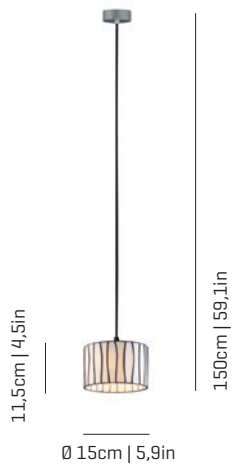


71x71x43 cm
28x28x16,9 in
8kg | 17,6lb



Certifications:






Curvas ref. CV04-1

LAMPSHADE TULIPA

Glass
Vidrio

One color to choose
Un color a elegir



CANOPY FLORÓN

Steel gloss nickel-plated
Acero níquel-satinado

230V: Ø8cm | 3,1in
120V: Ø12cm | 4,7in

CABLE

Black or transparent
Negro o transparente

Energy efficiency: A+ to E
Eficiencia energética: A+ a E

RECOMMENDED BULBS BOMBILLAS RECOMENDADAS

230V - 50Hz

E14 LED Standard- Max. 1x7 W

E14 LED Vintage- Max. 1x7 W

120V - 60Hz

E12 LED - Max. 1x7 W

NET WEIGHT PESO NETO

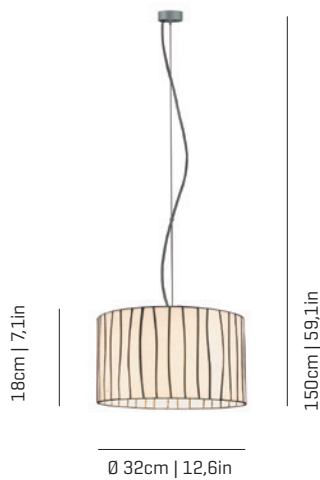
0,7kg | 1,5lb



21x21x22 cm
8,3x8,3x8,7 in
1,7kg | 3,7lb



Certifications:




Curvas ref. CV04

LAMPSHADE TULIPA

Glass
Vidrio

One color to choose
Un color a elegir



Bottom diffuser
Difusor inferior

CANOPY FLORÓN

Steel gloss nickel-plated
Acero níquel-satinado

230V: Ø12cm | 4,7in
120V: Ø12cm | 4,7in

CABLE

Black or transparent
Negro o transparente

Energy efficiency: A+ to E
Eficiencia energética: A+ a E

RECOMMENDED BULBS BOMBILLAS RECOMENDADAS

230V - 50Hz

E27 LED Standard- Max. 1x12 W

E27 LED Vintage- Max. 1x12 W

120V - 60Hz

E26 LED - Max. 1x12 W

NET WEIGHT PESO NETO

2,1kg | 4,6lb



43x43x30 cm
17x17x11,8 in
4,4kg | 9,7lb



Certifications:




Curvas ref. CV04G

LAMPSHADE TULIPA

Glass
Vidrio

One color to choose
Un color a elegir



Top and bottom diffuser
Difusor superior e inferior

CANOPY FLORÓN

Steel gloss nickel-plated
Acero níquel-satinado

230V: Ø12cm | 4,7in
120V: Ø12cm | 4,7in

CABLE

Black or transparent
Negro o transparente

Energy efficiency: A+ to E
Eficiencia energética: A+ a E

RECOMMENDED BULBS BOMBILLAS RECOMENDADAS

230V - 50Hz

E27 LED Standard- Max. 4x12 W

E27 LED Vintage- Max. 4x12 W

120V - 60Hz

E26 LED - Max. 4x12 W

NET WEIGHT PESO NETO

5,6kg | 12,3lb



60x60x33 cm
23,6x23,6x13 in
15,7kg | 34,6lb



Certifications:





Fluo ref. FLO4

LAMPSHADE TULIPA

Galvanized painted steel
Acero galvanizado pintado

One color
Un color



CANOPY FLORÓN

Steel gloss nickel-plated
and Stainless steel
Acero níquel-satinado y
acero inoxidable

230V: Ø12cm | 4,7in
120V: Ø12cm | 4,7in

CABLE

Black or transparent
Negro o transparente

Energy efficiency: A+ to E
Eficiencia energética: A+ a E

RECOMMENDED BULBS BOMBILLAS RECOMENDADAS

230V - 50Hz

E27 LED Standard- Max. 1x12 W

E27 LED Vintage- Max. 1x12 W

120V - 60Hz

E26 LED - Max. 1x12 W

NET WEIGHT PESO NETO

3,3kg | 7,3lb



80x75x75 cm
31,5x29,5x29,5 in
7,6kg | 16,7lb



Certifications:




Gea ref. GE04

LAMPSHADE TULIPA

Painted stainless steel
Acero inoxidable pintado

One color to choose
Un color a elegir



CANOPY FLORÓN

Steel gloss nickel-plated
Acero níquel-satinado

230V: Ø8cm | 3,1in
120V: Ø12cm | 4,7in

CABLE

Black or transparent
Negro o transparente

Energy efficiency: A+ to E
Eficiencia energética: A+ a E

RECOMMENDED BULBS BOMBILLAS RECOMENDADAS

230V - 50Hz

E27 LED Standard- Max. 1x12 W

E27 LED Vintage- Max. 1x12 W

120V - 60Hz

E26 LED - Max. 1x12 W

NET WEIGHT PESO NETO


1,1kg | 2,4lb



61x26x21 cm
24x10,2x8,3 in
2kg | 4,4lb



Certifications:



LED Gea ref. GE04-LD

LAMPSHADE TULIPA

Painted stainless steel
Acero inoxidable pintado

One color to choose
Un color a elegir



Bottom diffuser
Difusor inferior

CANOPY FLORÓN

Steel gloss nickel-plated
Acero níquel-satinado

230V: Ø14,2cm | 5,6in
120V: Ø14,2cm | 5,6in

CABLE

Black or transparent
Negro o transparente

LED / DIMMABLE

LIGHT SOURCE BUILT-IN FUENTE DE LUZ INCLUIDA

230V - 50Hz

18,1W 3000K 1776lm built-in
upon request 2700K 1645lm

Dimming system DALI / Switch DIM
upon request PHASE CUT

120V - 60Hz

18,1W 3000K 1776lm built-in
upon request 2700K 1645lm

Dimming system 0-10 V
upon request PHASE CONTROL

Energy efficiency: A+
Eficiencia energética: A+

NET WEIGHT PESO NETO

1,9kg | 4,2lb



61x26x21 cm
24x10,2x8,3 in
2,5kg | 5,8lb



Certifications:





Kite ref. KT04

LAMPSHADE TULIPA
SIMETECH®
by arturo alvarez

One color
Un color



Painted steel
Acero pintado

CANOPY FLORÓN
Stainless steel
Acero inoxidable

230V: 12x12cm | 4,7x4,7in
120V: 12x12cm | 4,7x4,7in

CABLE
Transparent
Transparente

Energy efficiency: A+ to B
Eficiencia energética: A+ a B

RECOMMENDED BULBS
BOMBILLAS RECOMENDADAS

230V - 50Hz

⊙ 2GX13 - Max. 1x55 W

120V - 60Hz

⊙ 2GX13 - Max. 1x55 W

NET WEIGHT
PESO NETO

5,9kg | 13lb



71x71x13 cm
28x28x5,1 in
7kg | 15,4lb



Certifications:



LED Kite ref. KT04-LD



LAMPSHADE TULIPA
SIMETECH®
by arturo alvarez

One color
Un color



Painted steel
Acero pintado

CANOPY FLORÓN
Stainless steel
Acero inoxidable

230V: 13x11cm | 5,1x4,3in
120V: 13x11cm | 5,1x4,3in

CABLE
Transparent
Transparente

LED / DIMMABLE

LIGHT SOURCE BUILT-IN
FUENTE DE LUZ INCLUIDA

230V - 50Hz

□□□ 24W 3000K 3780lm built-in
upon request 2700K 3636lm

Dimming system DALI / Switch DIM
upon request PHASE CUT

120V - 60Hz

□□□ 24W 3000K 3780lm built-in
upon request 2700K 3636lm

Dimming system 0-10 V
upon request PHASE CONTROL

NET WEIGHT
PESO NETO

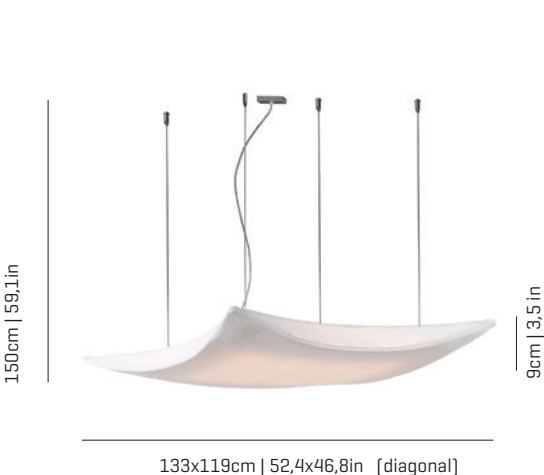
6kg | 13,2lb



71x71x13 cm
28x28x5,1 in
9kg | 19,8lb



Certifications:



Kite ref. KT04G

LAMPSHADE TULIPA
SIMETECH®
by arturo alvarez

One color
Un color



Painted steel
Acero pintado

CANOPY FLORÓN
Stainless steel
Acero inoxidable

230V: 12x12cm | 4,7x4,7in
120V: 12x12cm | 4,7x4,7in

CABLE
Transparent
Transparente

Energy efficiency: A+ to B
Eficiencia energética: A+ a B

RECOMMENDED BULBS
BOMBILLAS RECOMENDADAS

230V - 50Hz

⇐ G5 - Max. 4x24 W

120V - 60Hz

⇐ T5 HO Bi-pin - 4x24 W

NET WEIGHT
PESO NETO


10,4kg | 23lb



102x102x13 cm
40,2x40,2x5,1 in
10,4kg | 22,9lb



Certifications:



150cm | 59,1in



133x119cm | 52,4x46,8in (diagonal)

LED

Kite ref. KT04G-LD

LED / DIMMABLE

LAMPSHADE TULIPA
SIMETECH®
by arturo alvarez

CANOPY FLORÓN
Stainless steel
Acero inoxidable

LIGHT SOURCE BUILT-IN
FUENTE DE LUZ INCLUIDA

NET WEIGHT
PESO NETO

One color
Un color



Painted steel
Acero pintado

230V: 13x11cm | 5,1x4,3in
120V: 13x11cm | 5,1x4,3in

230V - 50Hz
73,6W 3000K 7560lm built-in
upon request 2700K 7272lm
Dimming system DALI / Switch DIM
upon request PHASE CUT

10,6kg | 23,4lb



102x102x13 cm
40,2x40,2x5,1 in
13kg | 28,7lb

CABLE
Transparent
Transparente

120V - 60Hz
73,6W 3000K 7560lm built-in
upon request 2700K 7272lm
Dimming system 0-10 V
upon request PHASE CONTROL



Energy efficiency: A++
Eficiencia energética: A++

Certifications:



40cm | 16in



Ø 40cm | 16in

150cm | 59,1in

LED

Luisa ref. LS04

RECOMMENDED BULBS
BOMBILLAS RECOMENDADAS


NET WEIGHT
PESO NETO

LAMPSHADE TULIPA
Painted stainless steel
Acero inoxidable pintado

CANOPY FLORÓN
Steel gloss nickel-plated
Acero niquel-satinado

230V - 50Hz

One color to choose
Un color a elegir



Stainless steel
Acero inoxidable

230V: Ø8cm | 3,1in
120V: Ø12cm | 4,7in

E27 LED Standard- Max. 1x12 W
E27 LED Vintage- Max. 1x12 W

1,6kg | 3,5lb



44x44x40 cm
17,3x17,3x15,7 in
3kg | 6,6lb

CABLE
Transparent
Transparente

120V - 60Hz

E26 LED - Max. 1x12 W



Energy efficiency: A+ to E
Eficiencia energética: A+ a E

Certifications:



40cm | 16in



Ø 40cm | 16in

150cm | 59,1in

LED

Luisa ref. LS04-LD

LED / DIMMABLE

LAMPSHADE TULIPA
Painted stainless steel
Acero inoxidable pintado

CANOPY FLORÓN
Steel gloss nickel-plated
Acero niquel-satinado

LIGHT SOURCE BUILT-IN
FUENTE DE LUZ INCLUIDA

NET WEIGHT
PESO NETO

One color to choose
Un color a elegir



Stainless steel
Acero inoxidable

230V: Ø14,2cm | 5,6in
120V: Ø14,2cm | 5,6in

230V - 50Hz
18,1W 3000K 1776lm built-in
upon request 2700K 1645lm
Dimming system DALI / Switch DIM
upon request PHASE CUT

2,4kg | 5,3lb



44x44x40 cm
17,3x17,3x15,7 in
3,5kg | 7,1lb

CABLE
Black or transparent
Negro o transparente

120V - 60Hz

18,1W 3000K 1776lm built-in
upon request 2700K 1645lm

Dimming system 0-10 V
upon request PHASE CONTROL



Energy efficiency: A+
Eficiencia energética: A+

Certifications:





Luisa ref. LS04G

LAMPSHADE TULIPA

Painted stainless steel
Acero inoxidable pintado

One color to choose
Un color a elegir



Stainless steel
Acero inoxidable

CANOPY FLORÓN

Steel gloss nickel-plated
Acero níquel-satinado

230V: Ø8cm | 3,1in
120V: Ø12cm | 4,7in

CABLE

Transparent
Transparente

Energy efficiency: A+ to E
Eficiencia energética: A+ a E

RECOMMENDED BULBS BOMBILLAS RECOMENDADAS

230V - 50Hz

E27 LED Standard- Max. 1x12 W

E27 LED Vintage- Max. 1x12 W

120V - 60Hz

E26 LED - Max. 1x12 W

NET WEIGHT PESO NETO

2,7kg | 6lb



51x51x53 cm
20x20x20,9 in
4kg | 9lb



Certifications:



LED Luisa ref. LS04G-LD

LAMPSHADE TULIPA

Painted stainless steel
Acero inoxidable pintado

One color to choose
Un color a elegir



Stainless steel
Acero inoxidable

Bottom diffuser
Difusor inferior

CANOPY FLORÓN

Steel gloss nickel-plated
Acero níquel-satinado

230V: Ø14,2cm | 5,6in
120V: Ø14,2cm | 5,6in

CABLE

Transparent
Transparente

LED / DIMMABLE

LIGHT SOURCE BUILT-IN FUENTE DE LUZ INCLUIDA

230V - 50Hz

18,1W 3000K 1776lm built-in
upon request 2700K 1645lm

Dimming system DALI / Switch DIM
upon request PHASE CUT

120V - 60Hz

18,1W 3000K 1776lm built-in
upon request 2700K 1645lm

Dimming system 0-10 V
upon request PHASE CONTROL

NET WEIGHT PESO NETO

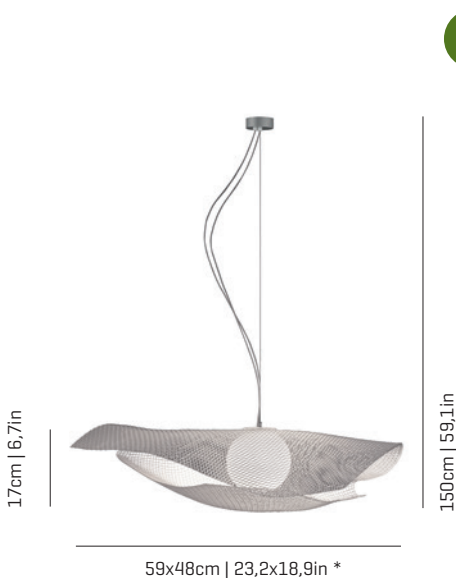
3,3kg | 7,3lb



51x51x53 cm
20x20x20,9 in
4,6kg | 10,1lb



Certifications:




LED Mytilus ref. MY04

LAMPSHADE TULIPA

Painted stainless steel
Acero inoxidable pintado

One color
Un color



DIFFUSER DIFUSOR

Glass sphere
Esfera de vidrio

*approximate measurements
*medidas aproximadas

CANOPY FLORÓN

Steel gloss nickel-plated
Acero níquel-satinado

230V: Ø12cm | 4,7in
120V: Ø12cm | 4,7in

OPTIONAL HANGING SYSTEM SUJECIÓN OPCIONAL

Recessed canopy
Florón empotrado

CABLE

Transparent
Transparente

LIGHT SOURCE BUILT-IN FUENTE DE LUZ INCLUIDA

230V - 50Hz

8W 3000K 1067lm built-in
upon request 2700K 960lm

Dimming system DALI / Switch DIM
upon request PHASE CUT

120V - 60Hz

8W 3000K 1067lm built-in
upon request 2700K 960lm

Dimming system PHASE CONTROL

NET WEIGHT PESO NETO

3kg | 6,6lb



60x60x22 cm
23,6x23,6x8,7 in
5,5kg | 12,1lb



Certifications:





Mytilus ref. MY04G

LED / DIMMABLE

22cm | 8,7in



150cm | 59,1in

91x72cm | 35,8x28,3in *

LAMPSHADE TULIPA

Painted stainless steel
Acero inoxidable pintado

One color
Un color



DIFFUSER DIFUSOR

Glass sphere
Esfera de vidrio

CANOPY FLORÓN

Steel gloss nickel-plated
Acero níquel-satinado

230V: Ø12cm | 4,7in
120V: Ø12cm | 4,7in

OPTIONAL HANGING SYSTEM SUJECIÓN OPCIONAL

Recessed canopy
Florón empotrado

CABLE

Transparent
Transparente

LIGHT SOURCE BUILT-IN FUENTE DE LUZ INCLUIDA

230V - 50Hz

8W 3000K 1067lm built-in
upon request 2700K 960lm

Dimming system DALI / Switch DIM
upon request PHASE CUT

120V - 60Hz

8W 3000K 1067lm built-in
upon request 2700K 960lm

Dimming system PHASE CONTROL

NET WEIGHT PESO NETO

7,5kg | 16,5lb



90x100x40 cm
35,4x39,4x15,7 in
10kg | 22lb



Certifications:



Energy efficiency: A+
Eficiencia energética: A+

*approximate measurements
*medidas aproximadas

Nevo ref. NE04-1

LAMPSHADE TULIPA

Painted stainless steel
Acero inoxidable pintado

One color to choose
Un color a elegir



Steel gloss nickel-plated
and Stainless steel
Acero níquel-satinado
y acero inoxidable

CANOPY FLORÓN

Steel gloss nickel-plated
Acero níquel-satinado

230V: Ø8cm | 3,1in
120V: Ø12cm | 4,7in

CABLE

Transparent
Transparente

Energy efficiency: A+ to E
Eficiencia energética: A+ a E

RECOMMENDED BULBS BOMBILLAS RECOMENDADAS

230V - 50Hz

E14 LED Standard- Max. 2x7 W
E14 LED Vintage- Max. 2x7 W

120V - 60Hz

E12 LED - Max. 2x7 W

NET WEIGHT PESO NETO

1,2kg | 2,6lb



36x36x31 cm
14,2x14,2x12,2 in
2,3kg | 5lb



Certifications:



20cm | 7,9in



150cm | 59,1in

Ø 36cm | 14,2in



Nevo ref. NE04-1-LD

LED / DIMMABLE

LAMPSHADE TULIPA

Painted stainless steel
Acero inoxidable pintado

One color to choose
Un color a elegir



Stainless steel
Acero inoxidable

Inside diffuser
Difusor interno

CANOPY FLORÓN

Steel gloss nickel-plated
Acero níquel-satinado

230V: Ø14,2cm | 5,6in
120V: Ø14,2cm | 5,6in

CABLE

Transparent
Transparente

LIGHT SOURCE BUILT-IN FUENTE DE LUZ INCLUIDA

230V - 50Hz

18,1W 3000K 1776lm built-in
upon request 2700K 1645lm

Dimming system DALI / Switch DIM
upon request PHASE CUT

120V - 60Hz

18,1W 3000K 1776lm built-in
upon request 2700K 1645lm

Dimming system 0-10 V
upon request PHASE CONTROL

NET WEIGHT PESO NETO

1,9kg | 4,2lb



36x36x31 cm
14,2x14,2x12,2 in
2,6kg | 5,1lb



Certifications:



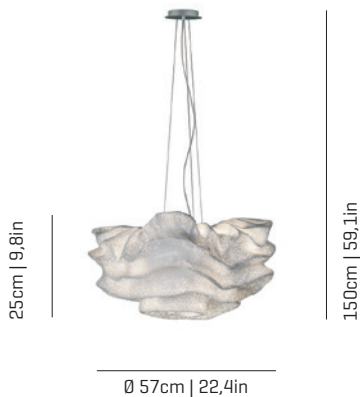
Energy efficiency: A+
Eficiencia energética: A+

20cm | 7,9in



150cm | 59,1in

Ø 36cm | 14,2in



Nevo ref. NE04

LAMPSHADE TULIPA

Painted stainless steel
Acero inoxidable pintado

One color to choose
Un color a elegir



Steel gloss nickel-plated
and Stainless steel
Acero níquel-satinado
y acero inoxidable

CANOPY FLORÓN

Steel gloss nickel-plated
and Stainless steel
Acero níquel-satinado y
acero inoxidable

230V: Ø15(12)cm | 5,9(4.7)in
120V: Ø15(12)cm | 5,9(4.7)in

CABLE

Transparent
Transparente

Energy efficiency: A+ to E
Eficiencia energética: A+ a E

RECOMMENDED BULBS BOMBILLAS RECOMENDADAS

230V - 50Hz

E27 LED Standard- Max. 3x12 W

E27 LED Vintage- Max. 3x12 W

120V - 60Hz

E26 LED - Max. 3x12 W

NET WEIGHT PESO NETO

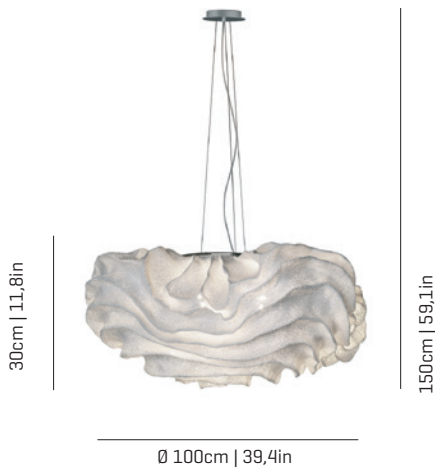
3,1kg | 6,8lb



60x60x33 cm
23,6x23,6x13 in
5kg | 11lb



Certifications:




Nevo ref. NE04G

LAMPSHADE TULIPA

Painted stainless steel
Acero inoxidable pintado

One color to choose
Un color a elegir



Steel gloss nickel-plated
and Stainless steel
Acero níquel-satinado
y acero inoxidable

CANOPY FLORÓN

Steel gloss nickel-plated
and Stainless steel
Acero níquel-satinado y
acero inoxidable

230V: Ø15(12)cm | 5,9(4.7)in
120V: Ø15(12)cm | 5,9(4.7)in

CABLE

Transparent
Transparente

Energy efficiency: A+ to E
Eficiencia energética: A+ a E

RECOMMENDED BULBS BOMBILLAS RECOMENDADAS

230V - 50Hz

E27 LED Standard- Max. 4x12 W

E27 LED Vintage- Max. 4x12 W

120V - 60Hz

E26 LED - Max. 4x12 W

NET WEIGHT PESO NETO

5,6kg | 12,3lb



84x84x38 cm
33x33x15 in
9,4kg | 20,7lb



Certifications:



Onn ref. ON04

LAMPSHADE TULIPA

Painted stainless steel
Acero inoxidable pintado

One color to choose
Un color a elegir



Stainless steel
Acero inoxidable

CANOPY FLORÓN

Steel gloss nickel-plated
Acero níquel-satinado

230V: Ø8cm | 3.1in
120V: Ø12cm | 4.7in

CABLE

Black or transparent
Negro o transparente

Energy efficiency: A+ to E
Eficiencia energética: A+ a E

RECOMMENDED BULBS BOMBILLAS RECOMENDADAS

230V - 50Hz

E27 LED Standard- Max. 1x12 W

E27 LED Vintage- Max. 1x12 W

120V - 60Hz

E26 LED - Max. 1x12 W

NET WEIGHT PESO NETO

1,4kg | 3,1lb



44x44x40 cm
17,3x17,3x15,7 in
3kg | 6,6lb



Certifications:



35cm | 13,8in



150cm | 59,1in

Ø36cm | 14,1in

LED

Onn ref. ON04-LD

LED / DIMMABLE

LAMPSHADE TULIPA
Painted stainless steel
Acero inoxidable pintado

CANOPY FLORÓN
Steel gloss nickel-plated
Acero níquel-satinado

LIGHT SOURCE BUILT-IN
FUENTE DE LUZ INCLUIDA


NET WEIGHT
PESO NETO

One color to choose
Un color a elegir

230V: Ø14,2cm | 5,6in
120V: Ø14,2cm | 5,6in

230V - 50Hz
● 18,1W 3000K 1776lm built-in
upon request 2700K 1645lm
Dimming system DALI / Switch DIM
upon request PHASE CUT

2kg | 4,4lb



CABLE
Black or transparent
Negro o transparente

Stainless steel
Acero inoxidable

120V - 60Hz
● 18,1W 3000K 1776lm built-in
upon request 2700K 1645lm



44x44x40 cm
17,3x17,3x15,7 in
3,8kg | 8,4lb

Bottom diffuser
Difusor inferior

Dimming system 0-10 V
upon request PHASE CONTROL



Certifications:



Energy efficiency: A+
Eficiencia energética: A+

50cm | 19,7in



150cm | 59,1in

Ø40cm | 15,7in

Onn ref. ON04G

RECOMMENDED BULBS
BOMBILLAS RECOMENDADAS

NET WEIGHT
PESO NETO

LAMPSHADE TULIPA
Painted stainless steel
Acero inoxidable pintado

CANOPY FLORÓN
Steel gloss nickel-plated
Acero níquel-satinado

230V - 50Hz

2,3kg | 5,1lb

One color to choose
Un color a elegir

230V: Ø8cm | 3,1in
120V: Ø12cm | 4,7in

● E27 LED Standard- Max. 3x12 W
● E27 LED Vintage- Max. 3x12 W



CABLE
Transparent
Transparente

Stainless steel
Acero inoxidable

120V - 60Hz



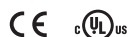
47x47x63 cm
18,5x18,5x24,8 in
4,8kg | 10,6lb

Energy efficiency: A+ to E
Eficiencia energética: A+ a E

● E26 LED - Max. 3x12 W



Certifications:



50cm | 19,7in



150cm | 59,1in

Ø40cm | 15,7in

LED

Onn ref. ON04G-LD

LED / DIMMABLE

LAMPSHADE TULIPA
Painted stainless steel
Acero inoxidable pintado

CANOPY FLORÓN
Steel gloss nickel-plated
Acero níquel-satinado

LIGHT SOURCE BUILT-IN
FUENTE DE LUZ INCLUIDA

NET WEIGHT
PESO NETO

One color to choose
Un color a elegir

230V: Ø14,2cm | 5,6in
120V: Ø14,2cm | 5,6in

230V - 50Hz
● 18,1W 3000K 1776lm built-in
upon request 2700K 1645lm
Dimming system DALI / Switch DIM
upon request PHASE CUT

3,4kg | 7,5lb



CABLE
Black or transparent
Negro o transparente

Stainless steel
Acero inoxidable

120V - 60Hz
● 18,1W 3000K 1776lm built-in
upon request 2700K 1645lm



47x47x63 cm
18,5x18,5x24,8 in
5,6kg | 12,3lb

Bottom diffuser
Difusor inferior

Dimming system 0-10 V
upon request PHASE CONTROL




Certifications:



Energy efficiency: A+
Eficiencia energética: A+

Pili ref. PL04



LAMPSHADE TULIPA
Painted stainless steel thread
Hilo de acero inoxidable pintado
One color
Un color



CANOPY FLORÓN
Steel gloss nickel-plated
Acero níquel-satinado

230V: Ø8cm | 3,1in
120V: Ø12cm | 4,7in

CABLE
Transparent
Transparente

Energy efficiency: A+ to E
Eficiencia energética: A+ a E

RECOMMENDED BULBS
BOMBILLAS RECOMENDADAS

230V - 50Hz

E27 LED Standard- Max. 1x12 W

E27 LED Vintage- Max. 1x12 W

120V - 60Hz

E26 LED - Max. 1x12 W

NET WEIGHT
PESO NETO

0,8kg | 1,8lb




44x44x40 cm
17,3x17,3x15,7 in
2,5kg | 5,5lb



Certifications:

Pili ref. PL04G



LAMPSHADE TULIPA
Painted stainless steel thread
Hilo de acero inoxidable pintado
One color
Un color



CANOPY FLORÓN
Steel gloss nickel-plated
Acero níquel-satinado

230V: Ø8cm | 3,1in
120V: Ø12cm | 4,7in

CABLE
Transparent
Transparente

Energy efficiency: A+ to E
Eficiencia energética: A+ a E

RECOMMENDED BULBS
BOMBILLAS RECOMENDADAS

230V - 50Hz

E27 LED Standard- Max. 1x12 W

E27 LED Vintage- Max. 1x12 W

120V - 60Hz

E26 LED - Max. 1x12 W

NET WEIGHT
PESO NETO

1,3kg | 2,9lb



51x51x53 cm
20x20x20,9 in
3,4kg | 7,5lb



Certifications:

Shio ref. SH04-1



LAMPSHADE TULIPA
Plywood
Tablero marino
Painted steel
Acero pintado

One color to choose
Un color a elegir



Top and bottom diffuser
Difusor superior e inferior

CANOPY FLORÓN
Steel gloss nickel-plated and Stainless steel
Acero níquel-satinado y acero inoxidable

230V: Ø15(12)cm | 5,9(4,7)in
120V: Ø15(12)cm | 5,9(4,7)in

CABLE
Black or transparent
Negro o transparente

Energy efficiency: A+ to B
Eficiencia energética: A+ a B

RECOMMENDED BULBS
BOMBILLAS RECOMENDADAS

230V - 50Hz

2GX13 - Max. 1x22 W

120V - 60Hz

2GX13 - Max. 1x22 W

NET WEIGHT
PESO NETO

3,3kg | 7,3lb



44x44x20 cm
17,3x17,3x7,9 in
4,2kg | 9,1lb



Certifications:



Shio ref. SH04-1-LD

LED / DIMMABLE

LAMPSHADE TULIPA

Plywood
Tablero marino
Painted steel
Acero pintado

CANOPY FLORÓN

Steel gloss nickel-plated
Acero níquel-satinado

LIGHT SOURCE BUILT-IN FUENTE DE LUZ INCLUIDA

230V - 50Hz

12W 3000K 1683lm built-in
upon request 2700K 1598lm

Dimming system DALI / Switch DIM
upon request PHASE CUT

120V - 60Hz

12W 3000K 1683lm built-in
upon request 2700K 1598lm

Dimming system 0-10 V
upon request PHASE CONTROL

NET WEIGHT PESO NETO

3,3kg | 7,3lb



44x44x20 cm
17,3x17,3x7,9 in
4,7kg | 10,5lb



Certifications:



One color to choose
Un color a elegir



Top and bottom diffuser
Difusor superior e inferior

CABLE

Black or transparent
Negro o transparente

Energy efficiency: A+
Eficiencia energética: A+



Shio ref. SH04

LAMPSHADE TULIPA

Plywood
Tablero marino
Painted steel
Acero pintado

CANOPY FLORÓN

Steel gloss nickel-plated
and Stainless steel
Acero níquel-satinado y
acero inoxidable

RECOMMENDED BULBS BOMBILLAS RECOMENDADAS

230V - 50Hz

2GX13 - Max. 1x55 W

120V - 60Hz

2GX13 - Max. 1x55 W

NET WEIGHT PESO NETO

4,9kg | 10,8lb



60x60x22 cm
23,6x23,6x8,7 in
7,8kg | 17,2lb



Certifications:



One color to choose
Un color a elegir



Top and bottom diffuser
Difusor superior e inferior

CABLE

Black or transparent
Negro o transparente

Energy efficiency: A+ to B
Eficiencia energética: A+ a B



Shio ref. SH04-LD

LED / DIMMABLE

LAMPSHADE TULIPA

Plywood
Tablero marino
Painted steel
Acero pintado

CANOPY FLORÓN

Steel gloss nickel-plated
Acero níquel-satinado

LIGHT SOURCE BUILT-IN FUENTE DE LUZ INCLUIDA

230V - 50Hz

24W 3000K 3659lm built-in
upon request 2700K 3550lm

Dimming system DALI / Switch DIM
upon request PHASE CUT

120V - 60Hz

24W 3000K 3659lm built-in
upon request 2700K 3550lm

Dimming system 0-10 V
upon request PHASE CONTROL

NET WEIGHT PESO NETO

6kg | 13,2lb



60x60x22 cm
23,6x23,6x8,7 in
8,4kg | 18,5lb



Certifications:



One color to choose
Un color a elegir



Top and bottom diffuser
Difusor superior e inferior

CABLE

Black or transparent
Negro o transparente

Energy efficiency: A+
Eficiencia energética: A+



22cm | 8,7in



Ø 45cm | 17,7in


150cm | 59,1in

Tati ref. TA04-1

LAMPSHADE TULIPA

Painted stainless steel
Acero inoxidable pintado

One color to choose
Un color a elegir



Steel gloss nickel-plated and Stainless steel
Acero níquel-satinado y acero inoxidable

CANOPY FLORÓN

Steel gloss nickel-plated and Stainless steel
Acero níquel-satinado y acero inoxidable

230V: Ø15(12)cm | 5,9(4,7)in
120V: Ø15(12)cm | 5,9(4,7)in

CABLE

Black or transparent
Negro o transparente

RECOMMENDED BULBS BOMBILLAS RECOMENDADAS

230V - 50Hz

E27 LED Standard- Max. 1x12 W

E27 LED Vintage- Max. 1x12 W

120V - 60Hz

E26 LED - Max. 1x12 W

NET WEIGHT PESO NETO

2kg | 4,4lb



52x47x31 cm
20,5x18,5x12,2 in
3kg | 6,6lb



Certifications:



LED

Tati ref. TA04-1-LD

LED / DIMMABLE

22cm | 8,7in




Ø 45cm | 17,7in

150cm | 59,1in

LAMPSHADE TULIPA

Painted stainless steel
Acero inoxidable pintado

One color to choose
Un color a elegir



Steel gloss nickel-plated and Stainless steel
Acero níquel-satinado y acero inoxidable

CANOPY FLORÓN

Steel gloss nickel-plated
Acero níquel-satinado

230V: Ø14,2cm | 5,6in
120V: Ø14,2cm | 5,6in

CABLE

Black or transparent
Negro o transparente

LIGHT SOURCE BUILT-IN FUENTE DE LUZ INCLUIDA

230V - 50Hz

18,1W 3000K 1776lm built-in
upon request 2700K 1645lm

Dimming system DALI / Switch DIM
upon request PHASE CUT

120V - 60Hz

18,1W 3000K 1776lm built-in
upon request 2700K 1645lm

Dimming system 0-10 V
upon request PHASE CONTROL

NET WEIGHT PESO NETO

2,2kg | 4,8lb



52x47x31 cm
20,5x18,5x12,2 in
3,5kg | 7,1lb



Certifications:



Tati ref. TA04

22cm | 8,7 in



Ø 57cm | 22,4in

150cm | 59,1in

LAMPSHADE TULIPA

Painted stainless steel
Acero inoxidable pintado

One color to choose
Un color a elegir



Steel gloss nickel-plated and Stainless steel
Acero níquel-satinado y acero inoxidable

CANOPY FLORÓN

Steel gloss nickel-plated and Stainless steel
Acero níquel-satinado y acero inoxidable

230V: Ø15(12)cm | 5,9(4,7)in
120V: Ø15(12)cm | 5,9(4,7)in

CABLE

Black or transparent
Negro o transparente

RECOMMENDED BULBS BOMBILLAS RECOMENDADAS

230V - 50Hz

E27 LED Standard- Max. 3x12 W

E27 LED Vintage- Max. 3x12 W

120V - 60Hz

E26 LED - Max. 3x12 W

NET WEIGHT PESO NETO

3,1kg | 6,8lb



60x60x33 cm
23,6x23,6x13 in
4kg | 8,8lb



Certifications:





Tati ref. TA04G

LAMPSHADE TULIPA

Painted stainless steel
Acero inoxidable pintado

One color to choose
Un color a elegir



Steel gloss nickel-plated and Stainless steel
Acero niquel-satinado y acero inoxidable

CANOPY FLORÓN

Steel gloss nickel-plated and Stainless steel
Acero niquel-satinado y acero inoxidable

230V: Ø15(12)cm | 5,9(4,7)in
120V: Ø15(12)cm | 5,9(4,7)in

CABLE

Black or transparent
Negro o transparente

Energy efficiency: A+ to E
Eficiencia energética: A+ a E

RECOMMENDED BULBS

BOMBILLAS RECOMENDADAS

230V - 50Hz

E27 LED Standard- Max. 4x12 W

E27 LED Vintage- Max. 4x12 W

120V - 60Hz

E26 LED - Max. 4x12 W

NET WEIGHT PESO NETO

4,3kg | 9,5lb



84x84x38 cm
33,1x33,1x15 in
9kg | 19,8lb



Certifications:



Tempo Andante ref. TEAN04

LAMPSHADE TULIPA

Painted stainless steel
Acero inoxidable pintado

One color to choose
Un color a elegir



CANOPY FLORÓN

Steel gloss nickel-plated
Acero niquel-satinado

230V: Ø8cm | 3,1in
120V: Ø12cm | 4,7in

CABLE

Black or transparent
Negro o transparente

Energy efficiency: A+ to E
Eficiencia energética: A+ a E

RECOMMENDED BULBS

BOMBILLAS RECOMENDADAS

230V - 50Hz

E27 LED Standard- Max. 1x12 W

E27 LED Vintage- Max. 1x12 W

120V - 60Hz

E26 LED - Max. 1x12 W

NET WEIGHT PESO NETO

1,6kg | 3,5lb



61x26x21 cm
24x10,2x8,3 in
1,8kg | 4lb



Certifications:



LED

Tempo Andante ref. TEAN04-LD LED / DIMMABLE

LAMPSHADE TULIPA

Painted stainless steel
Acero inoxidable pintado

One color to choose
Un color a elegir



Bottom diffuser
Difusor inferior

CANOPY FLORÓN

Steel gloss nickel-plated
Acero niquel-satinado

230V: Ø14,2cm | 5,6in
120V: Ø14,2cm | 5,6in

CABLE

Black or transparent
Negro o transparente

LIGHT SOURCE BUILT-IN FUENTE DE LUZ INCLUIDA

230V - 50Hz

18,1W 3000K 1776lm built-in
upon request 2700K 1645lm

Dimming system DALI / Switch DIM
upon request PHASE CUT

120V - 60Hz

18,1W 3000K 1776lm built-in
upon request 2700K 1645lm

Dimming system 0-10 V
upon request PHASE CONTROL

NET WEIGHT PESO NETO

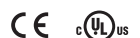
2,1kg | 4,6lb



61x26x21 cm
24x10,2x8,3 in
2,4kg | 5,5lb



Certifications:




Tempo Vivace ref. TEVI04



LAMPSHADE TULIPA
Painted stainless steel
Acero inoxidable pintado

One color to choose
Un color a elegir



CANOPY FLORÓN
Steel gloss nickel-plated
Acero níquel-satinado

230V: Ø8cm | 3,1in
120V: Ø12cm | 4,7in

CABLE
Black or transparent
Negro o transparente

Energy efficiency: A+ to E
Eficiencia energética: A+ a E

RECOMMENDED BULBS
BOMBILLAS RECOMENDADAS

230V - 50Hz

E27 LED Standard- Max. 1x12 W

E27 LED Vintage- Max. 1x12 W

120V - 60Hz

E26 LED - Max. 1x12 W

NET WEIGHT
PESO NETO

1,6kg | 3,5lb



44x44x40 cm
17x17x15,7 in
2,2kg | 4,8lb



Certifications:



LED

Tempo Vivace ref. TEVI04-LD LED / DIMMABLE



LAMPSHADE TULIPA
Painted stainless steel
Acero inoxidable pintado

One color to choose
Un color a elegir



Bottom diffuser
Difusor inferior

CANOPY FLORÓN
Steel gloss nickel-plated
Acero níquel-satinado

230V: Ø14,2cm | 5,6in
120V: Ø14,2cm | 5,6in

CABLE
Black or transparent
Negro o transparente

LIGHT SOURCE BUILT-IN
FUENTE DE LUZ INCLUIDA

230V - 50Hz

18,1W 3000K 1776lm built-in
upon request 2700K 1645lm

Dimming system DALI / Switch DIM
upon request PHASE CUT

120V - 60Hz

18,1W 3000K 1776lm built-in
upon request 2700K 1645lm

Dimming system 0-10 V
upon request PHASE CONTROL

NET WEIGHT
PESO NETO

2,2kg | 4,6lb



44x44x40 cm
17x17x15,7 in
3kg | 6,6lb



Certifications:



Tina ref. TN04



LAMPSHADE TULIPA
Polypropylene
Polipropileno

Painted steel
Acero pintado

One color
Un color



CANOPY FLORÓN
Steel gloss nickel-plated
Acero níquel-satinado

230V: Ø8cm | 3,1in
120V: Ø12cm | 4,7in

CABLE
Black or transparent
Negro o transparente

Energy efficiency: A+ to E
Eficiencia energética: A+ a E

RECOMMENDED BULBS
BOMBILLAS RECOMENDADAS

230V - 50Hz

E27 LED Standard- Max. 1x12 W

E27 LED Vintage- Max. 1x12 W

120V - 60Hz

E26 LED - Max. 1x12 W

NET WEIGHT
PESO NETO

2,1kg | 4,6lb



110x31x25 cm
43,3x12,2x9,8 in
3,8kg | 8,3lb



Certifications:





Tina ref. TN04-LD

LED/DIMMABLE

LAMPSHADE TULIPA

Polypropylene
Polipropileno

Painted steel
Acero pintado

One color
Un color



Bottom diffuser
Difusor inferior

CANOPY FLORÓN

Steel gloss nickel-plated
Acero níquel-satinado

230V: Ø14,2cm | 5,6in
120V: Ø14,2cm | 5,6in

CABLE

Black or transparent
Negro o transparente

LIGHT SOURCE BUILT-IN FUENTE DE LUZ INCLUIDA

230V - 50Hz

● 18,1W 3000K 1776lm built-in
upon request 2700K 1645lm

Dimming system DALI / Switch DIM
upon request PHASE CUT

120V - 60Hz

● 18,1W 3000K 1776lm built-in
upon request 2700K 1645lm

Dimming system 0-10 V
upon request PHASE CONTROL

Energy efficiency: A+
Eficiencia energética: A+

NET WEIGHT
PESO NETO

3,2kg | 7,1lb



110x31x25 cm
43,3x12,2x9,8 in
4,3kg | 9,7lb



Certifications:



Tina ref. TN04G

LAMPSHADE TULIPA

Polypropylene
Polipropileno

Painted steel
Acero pintado

One color
Un color



CANOPY FLORÓN

Steel gloss nickel-plated
Acero níquel-satinado

230V: Ø8cm | 3,1in
120V: Ø12cm | 4,7in

CABLE

Black or transparent
Negro o transparente

Energy efficiency: A+ to E
Eficiencia energética: A+ a E

RECOMMENDED BULBS BOMBILLAS RECOMENDADAS

230V - 50Hz

● E27 LED Standard- Max. 1x12 W

● E27 LED Vintage- Max. 1x12 W

120V - 60Hz

● E26 LED - Max. 1x12 W

NET WEIGHT
PESO NETO

3kg | 6,6lb



110x31x25 cm
43,3x12,2x9,8 in
5,1kg | 11,2lb



Certifications:



Tina ref. TN04G-LD

LED / DIMMABLE

LAMPSHADE TULIPA

Polypropylene
Polipropileno

Painted steel
Acero pintado

One color
Un color



Bottom diffuser
Difusor inferior

CANOPY FLORÓN

Steel gloss nickel-plated
Acero níquel-satinado

230V: Ø14,2cm | 5,6in
120V: Ø14,2cm | 5,6in

CABLE

Black or transparent
Negro o transparente

LIGHT SOURCE BUILT-IN FUENTE DE LUZ INCLUIDA

230V - 50Hz

● 18,1W 3000K 1776lm built-in
upon request 2700K 1645lm

Dimming system DALI / Switch DIM
upon request PHASE CUT

120V - 60Hz

● 18,1W 3000K 1776lm built-in
upon request 2700K 1645lm

Dimming system 0-10 V
upon request PHASE CONTROL

Energy efficiency: A+
Eficiencia energética: A+

NET WEIGHT
PESO NETO

4kg | 8,8lb



110x31x25 cm
43,3x12,2x9,8 in
5,7kg | 12,6lb



Certifications:



Ura 1 ref. UR104



LAMPSHADE TULIPA

Painted stainless steel
Acero inoxidable pintado

One color to choose
Un color a elegir



Stainless steel
Acero inoxidable

CANOPIY FLORÓN

Steel gloss nickel-plated
Acero níquel-satinado

230V: Ø8cm | 3,1in
120V: Ø12cm | 4,7in

CABLE

Black or transparent
Negro o transparente

Energy efficiency: A+ to E
Eficiencia energética: A+ a E

RECOMMENDED BULBS BOMBILLAS RECOMENDADAS

230V - 50Hz

E27 LED Standard- Max. 1x12 W

E27 LED Vintage- Max. 1x12 W

120V - 60Hz

E26 LED - Max. 1x12 W

NET WEIGHT PESO NETO

1,8kg | 4lb



60x60x33 cm
23,6x23,6x13 in
4,2kg | 9,2lb



Certifications:



LED

Ura 1 ref. UR104-LD

LED / DIMMABLE



LAMPSHADE TULIPA

Painted stainless steel
Acero inoxidable pintado

One color to choose
Un color a elegir



Stainless steel
Acero inoxidable

Bottom diffuser
Difusor inferior

CANOPIY FLORÓN

Steel gloss nickel-plated
Acero níquel-satinado

230V: Ø14,2cm | 5,6in
120V: Ø14,2cm | 5,6in

CABLE

Black or transparent
Negro o transparente

LIGHT SOURCE BUILT-IN FUENTE DE LUZ INCLUIDA

230V - 50Hz

18,1W 3000K 1776lm built-in
upon request 2700K 1645lm

Dimming system DALI / Switch DIM
upon request PHASE CUT

120V - 60Hz

18,1W 3000K 1776lm built-in
upon request 2700K 1645lm

Dimming system 0-10 V
upon request PHASE CONTROL

NET WEIGHT PESO NETO

2,3kg | 5,1lb



60x60x33 cm
23,6x23,6x13 in
4,7kg | 10,4lb



Certifications:



Ura 2 ref. UR204



LAMPSHADE TULIPA

Painted stainless steel
Acero inoxidable pintado

One color to choose
Un color a elegir



Stainless steel
Acero inoxidable

CANOPIY FLORÓN

Steel gloss nickel-plated
Acero níquel-satinado

230V: Ø8cm | 3,1in
120V: Ø12cm | 4,7in

CABLE

Black or transparent
Negro o transparente

Energy efficiency: A+ to E
Eficiencia energética: A+ a E

RECOMMENDED BULBS BOMBILLAS RECOMENDADAS

230V - 50Hz

E27 LED Standard- Max. 1x12 W

E27 LED Vintage- Max. 1x12 W

120V - 60Hz

E26 LED - Max. 1x12 W

NET WEIGHT PESO NETO

1,1kg | 2,4lb



46x24x25 cm
18,1x9,4x9,8 in
1,6kg | 3,5lb



Certifications:



42cm | 16,5in



Ø20cm | 7,9in

150cm | 59,1in

LED

Ura 2 ref. UR204-LD

LED / DIMMABLE

LAMPSHADE TULIPA

Painted stainless steel
Acero inoxidable pintado

One color to choose
Un color a elegir



Stainless steel
Acero inoxidable

Bottom diffuser
Difusor inferior

CANOPY FLORÓN

Steel gloss nickel-plated
Acero níquel-satinado

230V: Ø14,2cm | 5,6in
120V: Ø14,2cm | 5,6in

CABLE

Black or transparent
Negro o transparente

LIGHT SOURCE BUILT-IN FUENTE DE LUZ INCLUIDA

230V - 50Hz

● 18,1W 3000K 1776lm built-in
upon request 2700K 1645lm

Dimming system DALI / Switch DIM
upon request PHASE CUT

120V - 60Hz

● 18,1W 3000K 1776lm built-in
upon request 2700K 1645lm

Dimming system 0-10 V
upon request PHASE CONTROL

Energy efficiency: A+
Eficiencia energética: A+

NET WEIGHT PESO NETO

1,7kg | 3,7lb



46x24x25 cm
18,1x9,4x9,8 in
2,1kg | 4,6lb



Certifications:



24cm | 9,4in



Ø33cm | 13in

150cm | 59,1in

Ura 3 ref. UR304

LAMPSHADE TULIPA

Painted stainless steel
Acero inoxidable pintado

One color to choose
Un color a elegir



Stainless steel
Acero inoxidable

CANOPY FLORÓN

Steel gloss nickel-plated
Acero níquel-satinado

230V: Ø8cm | 3,1in
120V: Ø12cm | 4,7in

CABLE

Transparent
Transparente

Energy efficiency: A+ to E
Eficiencia energética: A+ a E

RECOMMENDED BULBS BOMBILLAS RECOMENDADAS

230V - 50Hz

● E27 LED Standard- Max. 1x12 W

● E27 LED Vintage- Max. 1x12 W

120V - 60Hz

● E26 LED - Max. 1x12 W

NET WEIGHT PESO NETO

1,3kg | 2,9lb



36x36x31 cm
14,2x14,2x12,2 in
1,6kg | 3,5lb



Certifications:



LED

Ura 3 ref. UR304-LD

LED / DIMMABLE

LAMPSHADE TULIPA

Painted stainless steel
Acero inoxidable pintado

One color to choose
Un color a elegir



Stainless steel
Acero inoxidable

Bottom diffuser
Difusor inferior

CANOPY FLORÓN

Steel gloss nickel-plated
Acero níquel-satinado

230V: Ø14,2cm | 5,6in
120V: Ø14,2cm | 5,6in

CABLE

Black or transparent
Negro o transparente

LIGHT SOURCE BUILT-IN FUENTE DE LUZ INCLUIDA

230V - 50Hz

● 18,1W 3000K 1776lm built-in
upon request 2700K 1645lm

Dimming system DALI / Switch DIM
upon request PHASE CUT

120V - 60Hz

● 18,1W 3000K 1776lm built-in
upon request 2700K 1645lm

Dimming system 0-10 V
upon request PHASE CONTROL

Energy efficiency: A+
Eficiencia energética: A+

NET WEIGHT PESO NETO

1,8kg | 4lb



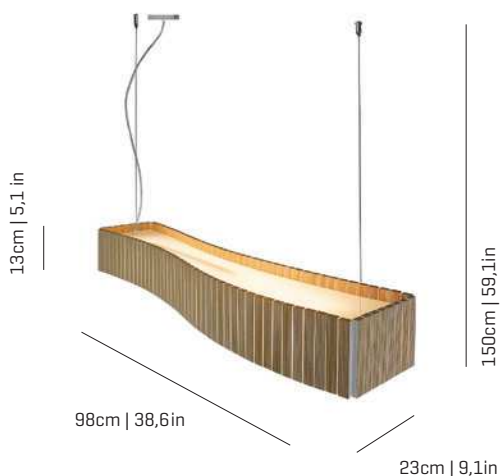
36x36x31 cm
14,2x14,2x12,2 in
2kg | 4,4lb



Certifications:



LED **Uxi** ref. **UX04-LD**



LAMPSHADE TULIPA

Plywood
Tablero marino

One color to choose
Un color a elegir



Top and bottom diffuser
Difusor superior e inferior

CANOPY FLORÓN

Stainless steel
Acero inoxidable

230V: 13x11cm | 5.1x4.3in
120V: 13x11cm | 5.1x4.3in

CABLE

Black or transparent
Negro o transparente

LIGHT SOURCE BUILT-IN
FUENTE DE LUZ INCLUIDA

230V - 50Hz

24W 3000K 3659lm built-in
upon request 2700K 3550lm

Dimming system DALI / Switch DIM
upon request PHASE CUT

120V - 60Hz

24W 3000K 3659lm built-in
upon request 2700K 3550lm

Dimming system 0-10 V
upon request PHASE CONTROL

Energy efficiency: A++
Eficiencia energética: A++

NET WEIGHT

PESO NETO
5,7kg | 12,6lb



110x31x25 cm
43,3x12,2x9,8 in
7,7kg | 17lb



Certifications:



V ref. **VV04**



LAMPSHADE TULIPA

Polycarbonate
Policarbonato

One color to choose
Un color a elegir



Glass diffuser
Difusor de vidrio

CANOPY FLORÓN

Steel glass nickel-plated
and Stainless steel
Acero níquel-satinado y
acero inoxidable

230V: Ø15(12)cm | 5,9(4.7)in
120V: Ø15(12)cm | 5,9(4.7)in

CABLE

Black or transparent
Negro o transparente

Energy efficiency: A+ to E
Eficiencia energética: A+ a E

RECOMMENDED BULBS
BOMBILLAS RECOMENDADAS

230V - 50Hz

E27 LED Standard- Max. 1x12 W

E27 LED Vintage- Max. 1x12 W

120V - 60Hz

E26 LED - Max. 1x12 W

NET WEIGHT

PESO NETO
5,4kg | 12lb



84x84x38 cm
33x33x15 in
9,6kg | 21,2lb



Certifications:



V ref. **VV04G**



LAMPSHADE TULIPA

Polycarbonate
Policarbonato

One color to choose
Un color a elegir



Glass diffuser
Difusor de vidrio

CANOPY FLORÓN

Steel glass nickel-plated
and Stainless steel
Acero níquel-satinado y
acero inoxidable

230V: Ø15(12)cm | 5,9(4.7)in
120V: Ø15(12)cm | 5,9(4.7)in

CABLE

Black or transparent
Negro o transparente

Energy efficiency: A+ to E
Eficiencia energética: A+ a E

RECOMMENDED BULBS
BOMBILLAS RECOMENDADAS

230V - 50Hz

E27 LED Standard- Max. 4x12 W

E27 LED Vintage- Max. 4x12 W

120V - 60Hz

E26 LED - Max. 4x12 W

NET WEIGHT

PESO NETO
12kg | 26,5lb



108x108x33 cm
42,5x42,5x13 in
10kg | 22lb

60x60x33 cm
23,6x23,6x13 in
60x60x22 cm
23,6x23,6x8,7in
12kg | 26,4lb



Certifications:





17cm | 6.7in

150cm | 59.1in

96x19cm | 37,8x7,5in




Vento ref. VNO4-LD

LAMPSHADE TULIPA

Glass
Vidrio

One color to choose
Un color a elegir



Color combination

Brown Marrón



Bottom diffuser
Difusor inferior

CANOPY FLORÓN

Stainless steel
Acero inoxidable

230V: 13x11cm | 5.1x4.3in
120V: 13x11cm | 5.1x4.3in

CABLE

Black or transparent
Negro o transparente

LED / DIMMABLE

LIGHT SOURCE BUILT-IN FUENTE DE LUZ INCLUIDA

230V - 50Hz

23,6W 3000K 2768lm built-in
upon request 2700K

Dimming system DALI / Switch DIM
upon request PHASE CUT

120V - 60Hz

16W 3000K 2.125lm built-in
upon request 2700K

Dimming system 0-10 V
upon request PHASE CONTROL

Energy efficiency: A++
Eficiencia energética: A++

NET WEIGHT PESO NETO

5,6kg | 12,3lb



125x31x32 cm
49,2x12,2x12,6 in
9,8kg | 21,6lb



Certifications:



Ø 60cm | 23,6in



61cm | 24in

90cm | 35,4in*

Woods ref. WDO4

LAMPSHADE TULIPA

Birch
Abedul



Glass diffuser
Difusor de vidrio

CANOPY FLORÓN

Painted steel
Acero pintado

230V: Ø60cm | 23,6in
120V: Ø60cm | 23,6in

CABLE

Transparent
Transparente

Energy efficiency: A+ to E
Eficiencia energética: A+ a E

RECOMMENDED BULBS BOMBILLAS RECOMENDADAS

230V - 50Hz

E27 LED Standard- Max. 1x12 W

E27 LED Vintage- Max. 1x12 W

120V - 60Hz

E26 LED - Max. 1x12 W

NET WEIGHT PESO NETO

14,3kg | 31,5lb



60x60x33 cm
23,6x23,6x13 in
17kg | 37,7lb



Certifications:



*Height is not adjustable on site
*Altura no ajustable

COMPOSITIONS

COMPOSICIONES

Ballet ref. BA04-3



102cm | 40,2in

250cm | 98,4in

Ø110cm | 43,3in

LAMPSHADE TULIPA
Painted stainless steel
Acero inoxidable pintado

One color to choose
Un color a elegir



Color combinations upon request
Combinaciones de color bajo pedido

Stainless steel
Acero inoxidable



refs. 1xBAPI04, 1xBARE04, 1xBALA04

CANOPY FLORÓN
DIBOND®

230V: Ø60cm | 23,6in
120V: Ø60cm | 23,6in

CABLE
Black or transparent
Negro o transparente

Energy efficiency: A+ to E
Eficiencia energética: A+ a E

RECOMMENDED BULBS
BOMBILLAS RECOMENDADAS

230V - 50Hz

E27 LED Standard- Max. 3x12 W

E27 LED Vintage- Max. 3x12 W

120V - 60Hz

E26 LED - Max. 3x12 W

NET WEIGHT
PESO NETO

5,7kg | 12,6lb



60x80x116 cm
23,6x31,5x45,7 in
14kg | 30,2lb



Certifications:



Caos ref. CA04A-3



94cm | 37in

250cm | 98,4in

75x80cm | 29,5x31,5in

LAMPSHADE TULIPA
Cord
Cordón

One color to choose
Un color a elegir



Color combinations upon request
Combinaciones de color bajo pedido

Stainless steel
Acero inoxidable

refs. 3xCA04A

CANOPY FLORÓN
DIBOND®

230V: Ø60cm | 23,6in
120V: Ø60cm | 23,6in

CABLE
Transparent
Transparente

Energy efficiency: A+ to E
Eficiencia energética: A+ a E

RECOMMENDED BULBS
BOMBILLAS RECOMENDADAS

230V - 50Hz

E27 LED Standard- Max. 3x12 W

E27 LED Vintage- Max. 3x12 W

120V - 60Hz

E26 LED - Max. 3x12 W

NET WEIGHT
PESO NETO

6,6kg | 14,6lb



60x80x92 cm
23,6x31,5x36,2 in
10,5kg | 23,1lb



Certifications:



94cm | 37in



75x80cm | 29,5x31,5in

250cm | 98,4in

Caos ref. CA04AB-3

LAMPSHADE TULIPA

Cord
Cordón

One color to choose
Un color a elegir



Color combinations upon request
Combinaciones de color bajo pedido

Stainless steel
Acero inoxidable

CANOPY FLORÓN

DIBOND®
230V: Ø60cm | 23,6in
120V: Ø60cm | 23,6in

CABLE
Transparent
Transparente

Energy efficiency: A+ to E
Eficiencia energética: A+ a E

refs. 1xCA04A, 2xCA04B
*picture colors: 48-49-51

RECOMMENDED BULBS BOMBILLAS RECOMENDADAS

230V - 50Hz

E27 LED Standard- Max. 3x12 W

E27 LED Vintage- Max. 3x12 W

120V - 60Hz

E26 LED - Max. 3x12 W

NET WEIGHT PESO NETO

6,6kg | 14,6lb



60x80x92 cm
23,6x31,5x36,2 in
10,5kg | 23,1lb



Certifications:



100cm | 39,4in



103x90cm | 40,6x35,4in

250cm | 98,4in

Caos ref. CA04A-4

LAMPSHADE TULIPA

Cord
Cordón

One color to choose
Un color a elegir



Color combinations upon request
Combinaciones de color bajo pedido

Stainless steel
Acero inoxidable

CANOPY FLORÓN

DIBOND®
230V: Ø100cm | 39,4in
120V: Ø100cm | 39,4in

CABLE
Transparent
Transparente

Energy efficiency: A+ to E
Eficiencia energética: A+ a E

refs. 3xCA04A, 1xCA04AG

RECOMMENDED BULBS BOMBILLAS RECOMENDADAS

230V - 50Hz

E27 LED Standard- Max. 4x12 W

E27 LED Vintage- Max. 4x12 W

120V - 60Hz

E26 LED - Max. 4x12 W

NET WEIGHT PESO NETO

7,7kg | 17,2lb



80x120x115 cm
31,5x47,2x45,3 in
18kg | 39,6lb



Certifications:



86cm | 33,9in



115x115cm | 45,3x45,3in

250cm | 98,4in

Caos ref. CA04A-6

LAMPSHADE TULIPA

Cord
Cordón

One color to choose
Un color a elegir



Color combinations upon request
Combinaciones de color bajo pedido

Stainless steel
Acero inoxidable

CANOPY FLORÓN

DIBOND®
230V: Ø100cm | 39,4in
120V: Ø100cm | 39,4in

CABLE
Transparent
Transparente

Energy efficiency: A+ to E
Eficiencia energética: A+ a E

refs. 6xCA04A
*picture colors: 42-46-52

RECOMMENDED BULBS BOMBILLAS RECOMENDADAS

230V - 50Hz

E27 LED Standard- Max. 6x12 W

E27 LED Vintage- Max. 6x12 W

120V - 60Hz

E26 LED - Max. 6x12 W

NET WEIGHT PESO NETO

14kg | 30,9lb




80x120x115 cm
31,5x47,2x45,3 in
20kg | 44lb



Certifications:





Coral ref. C004-3

LAMPSHADE TULIPA
Painted stainless steel
Acero inoxidable pintado

One color to choose
Un color a elegir



Color combinations upon request
Combinaciones de color bajo pedido

Stainless steel
Acero inoxidable

CANOPIY FLORÓN
DIBOND®

230V: Ø60cm | 23,6in
120V: Ø60cm | 23,6in

CABLE
Black or transparent
Negro o transparente

Energy efficiency: A+ to E
Eficiencia energética: A+ a E

refs. 1xC0AU04, 1xC0SE04, 1xC0GA04

RECOMMENDED BULBS
BOMBILLAS RECOMENDADAS

230V - 50Hz

E27 LED Standard- Max. 3x12 W

E27 LED Vintage- Max. 3x12 W

120V - 60Hz

E26 LED - Max. 3x12 W

NET WEIGHT
PESO NETO

6,9kg | 15,2lb



60x80x85 cm
23,6x31,5x33,5 in
12kg | 26,5lb



Certifications:



Coral ref. C004-5

LAMPSHADE TULIPA
Painted stainless steel
Acero inoxidable pintado

One color to choose
Un color a elegir



Color combinations upon request
Combinaciones de color bajo pedido

Stainless steel
Acero inoxidable

CANOPIY FLORÓN
DIBOND®

230V: Ø60cm | 23,6in
120V: Ø60cm | 23,6in

CABLE
Black or transparent
Negro o transparente

Energy efficiency: A+ to E
Eficiencia energética: A+ a E



refs. 1xC0AU04, 1xC0CY04,
1xC0SE04, 1xC0GA04, 1xC0RE04

RECOMMENDED BULBS
BOMBILLAS RECOMENDADAS

230V - 50Hz

E27 LED Standard- Max. 5x12 W

E27 LED Vintage- Max. 5x12 W

120V - 60Hz

E26 LED - Max. 5x12 W

NET WEIGHT
PESO NETO

9,6kg | 21,2lb



60x80x110 cm
23,6x31,5x43,3 in
17,5kg | 38,6lb



Certifications:



Coral ref. C004-10

LAMPSHADE TULIPA
Painted stainless steel
Acero inoxidable pintado

One color to choose
Un color a elegir



Color combinations upon request
Combinaciones de color bajo pedido

Stainless steel
Acero inoxidable

CANOPIY FLORÓN
DIBOND®

230V: Ø120cm | 47,2in
120V: Ø120cm | 47,2in

CABLE
Transparent
Transparente

Energy efficiency: A+ to E
Eficiencia energética: A+ a E

refs. 2xC0AU04, 1xC0CY04,
2xC0SE04, 2xC0GA04,
2xC0RE04, 1xC0AU04G

RECOMMENDED BULBS
BOMBILLAS RECOMENDADAS

230V - 50Hz

E27 LED Standard- Max. 13x12 W

E27 LED Vintage- Max. 13x12 W

120V - 60Hz

E26 LED - Max. 10x12 W

NET WEIGHT
PESO NETO

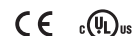
35,3kg | 77,8lb

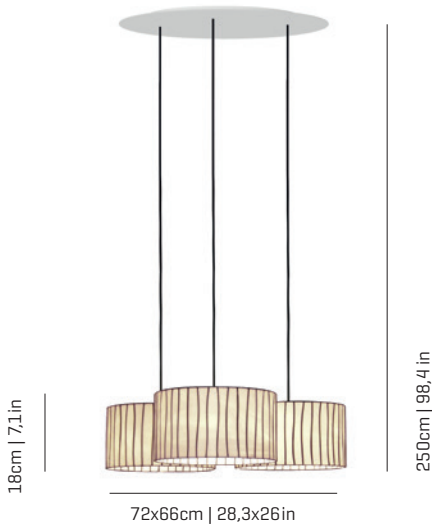


80x120x145 cm
31,5x47,2x57,1 in
53,7kg | 118,4lb



Certifications:






Curvas ref. CVO4C-3

LAMP SHADE TULIPA

Glass
Vidrio

One color to choose
Un color a elegir



CANOPY FLORÓN

DIBOND®

230V: Ø60cm | 23,6in
120V: Ø60cm | 23,6in

CABLE

Black or transparent
Negro o transparente

Energy efficiency: A+ to E
Eficiencia energética: A+ a E

Bottom diffuser
Difusor inferior

refs. 3xCV04
*picture color: white

RECOMMENDED BULBS BOMBILLAS RECOMENDADAS

230V - 50Hz

E27 LED Standard- Max. 3x12 W

E27 LED Vintage- Max. 3x12 W

120V - 60Hz

E26 LED - Max. 3x12 W

NET WEIGHT PESO NETO

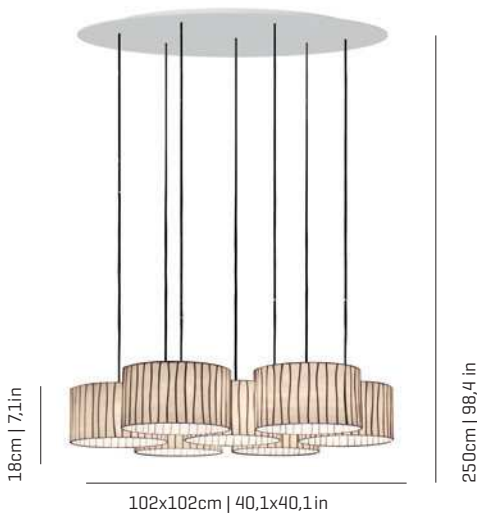
8kg | 17,6lb



60x80x95 cm
23,6x31,5x37,4 in
16kg | 35lb



Certifications:




Curvas ref. CVO4-7

LAMP SHADE TULIPA

Glass
Vidrio

One color to choose
Un color a elegir



CANOPY FLORÓN

DIBOND®

230V: Ø100cm | 39,4in
120V: Ø100cm | 39,4in

CABLE

Black or transparent
Negro o transparente

Energy efficiency: A+ to E
Eficiencia energética: A+ a E

Bottom diffuser
Difusor inferior

refs. 7xCV04
*picture color: white

RECOMMENDED BULBS BOMBILLAS RECOMENDADAS

230V - 50Hz

E27 LED Standard- Max. 7x12 W

E27 LED Vintage- Max. 7x12 W

120V - 60Hz

E26 LED - Max. 7x12 W

NET WEIGHT PESO NETO

18kg | 39,7lb



80x120x125 cm
31,5x47,2x49,2 in
35kg | 77lb



Certifications:



Fluo ref. FLO4-4

LAMP SHADE TULIPA

Galvanized painted steel
Acero galvanizado pintado

One color*
Un color*



CANOPY FLORÓN

Stainless steel
Acero inoxidable

230V: Ø14cm | 5,51in
120V: Ø14cm | 5,51in

CABLE

Transparent
Transparente

Energy efficiency: A+ to E
Eficiencia energética: A+ a E

RECOMMENDED BULBS BOMBILLAS RECOMENDADAS

230V - 50Hz

E27 LED Standard- Max. 4x12 W

E27 LED Vintage- Max. 4x12 W

120V - 60Hz

E26 LED - Max. 4x12 W

NET WEIGHT PESO NETO

11,3kg | 25lb



75x80x195 cm
29,5x31x77 in



75x80x72 cm
29,5x31x28 in
16kg | 35lb



Certifications:



Transport not included
Transporte no incluido

Fluo ref. FLO4-16

LAMPSHADE TULIPA
Galvanized painted steel
Acero galvanizado pintado

CANOPY FLORÓN
Stainless steel
Acero inoxidable

RECOMMENDED BULBS
BOMBILLAS RECOMENDADAS

NET WEIGHT
PESO NETO

One color*
Un color*


230V: Ø14cm | 5,51in
120V: Ø14cm | 5,51in


230V - 50Hz

57kg | 125,6lb


 E27 LED Standard- Max. 16x12 W

 E27 LED Vintage- Max. 16x12 W

 75x80x200 cm
29,5x31,5x78,7 in

 75x80x72 cm
29,5x31,5x28,3 in

120V - 60Hz

 15x15x190 cm
5,91x5,91x74,8 in

 E26 LED - Max. 16x12 W

77kg | 170lb

CABLE
Transparent
Transparente

Energy efficiency: A+ to E
Eficiencia energética: A+ a E



*Height is not adjustable on site
*Altura no ajustable



Certifications:



Transport not included
Transporte no incluido

Nevo ref. NE04-6

LAMPSHADE TULIPA
Painted stainless steel
Acero inoxidable pintado

CANOPY FLORÓN
DIBOND®

RECOMMENDED BULBS
BOMBILLAS RECOMENDADAS

NET WEIGHT
PESO NETO

One color to choose
Un color a elegir

230V: Ø60cm | 23,6in
120V: Ø60cm | 23,6in

230V - 50Hz

9,4kg | 20,7lb

 E14 LED Standard- Max. 12x7 W

 E14 LED Vintage- Max. 12x7 W



60x80x82 cm
23,6x31,5x32,3 in
20kg | 40lb

120V - 60Hz

 E12 LED - Max. 12x7 W

CABLE
Transparent
Transparente

Energy efficiency: A+ to E
Eficiencia energética: A+ a E



Color combinations upon request
Combinaciones de color bajo pedido

Steel gloss nickel-plated
and Stainless steel
Acero níquel-satinado
y acero inoxidable



Certifications:



refs. 3xNE06P, 3xNE04-1

Nevo ref. NE04-11

LAMPSHADE TULIPA
Painted stainless steel
Acero inoxidable pintado

CANOPY FLORÓN
DIBOND®

RECOMMENDED BULBS
BOMBILLAS RECOMENDADAS

NET WEIGHT
PESO NETO

One color to choose
Un color a elegir

230V: Ø120cm | 47,2in
120V: Ø120cm | 47,2in

230V - 50Hz

10kg | 22lb

 E14 LED Standard- Max. 22x7 W

 E14 LED Vintage- Max. 22x7 W



80x120x135 cm
31,5x47,2x53,1 in
53kg | 116,8lb

120V - 60Hz

 E12 LED - Max. 22x7 W

CABLE
Transparent
Transparente

Energy efficiency: A+ to E
Eficiencia energética: A+ a E



Color combinations upon request
Combinaciones de color bajo pedido

Steel gloss nickel-plated
and Stainless steel
Acero níquel-satinado
y acero inoxidable



Certifications:



refs. 4xNE06P, 7xNE04-1

250cm | 98,4in



Ø 260cm | 102in

120cm | 47,2in

115cm | 45,3in



90x90cm | 35,4x35,4in

250cm | 98,4in

140cm | 55,1in



125x125cm | 49,2x49,2in

250cm | 98,4in



Tati ref. TA04-3

LAMPSHADE TULIPA
Painted stainless steel
Acero inoxidable pintado

One color to choose
Un color a elegir



Color combinations upon request
Combinaciones de color bajo pedido

Steel gloss nickel-plated
and Stainless steel
Acero níquel-satinado
y acero inoxidable

refs. 3xTA06G

CANOPY FLORÓN
DIBOND®

230V: Ø60cm | 23,6in
120V: Ø60cm | 23,6in

CABLE
Transparent
Transparente

Energy efficiency: A+ to E
Eficiencia energética: A+ a E

RECOMMENDED BULBS
BOMBILLAS RECOMENDADAS

230V - 50Hz

E14 LED Standard- Max. 6x7 W

E14 LED Vintage- Max. 6x7 W

120V - 60Hz

E12 LED - Max. 6x7 W

NET WEIGHT
PESO NETO


6kg | 13,2lb



60x80x82 cm
23,6x31,5x32,3 in
19kg | 41,9lb



Certifications:



Tati ref. TA04-5

LAMPSHADE TULIPA
Painted stainless steel
Acero inoxidable pintado

One color to choose
Un color a elegir



Color combinations upon request
Combinaciones de color bajo pedido

Steel gloss nickel-plated
and Stainless steel
Acero níquel-satinado
y acero inoxidable

refs. 3xTA06G, 2xTA06P

CANOPY FLORÓN
DIBOND®

230V: Ø60cm | 23,6in
120V: Ø60cm | 23,6in

CABLE
Transparent
Transparente

Energy efficiency: A+ to E
Eficiencia energética: A+ a E

RECOMMENDED BULBS
BOMBILLAS RECOMENDADAS

230V - 50Hz

E14 LED Standard- Max. 10x7 W

E14 LED Vintage- Max. 10x7 W

120V - 60Hz

E12 LED - Max. 10x7 W

NET WEIGHT
PESO NETO


8,9kg | 19,6lb



60x80x82 cm
23,6x31,5x32,3 in
25kg | 55,1lb



Certifications:



Tati ref. TA04-10

LAMPSHADE TULIPA
Painted stainless steel
Acero inoxidable pintado

One color to choose
Un color a elegir



Color combinations upon request
Combinaciones de color bajo pedido

Steel gloss nickel-plated
and Stainless steel
Acero níquel-satinado
y acero inoxidable

refs. 6xTA06G, 4xTA06P

CANOPY FLORÓN
DIBOND®

230V: Ø120cm | 47,2in
120V: Ø120cm | 47,2in

CABLE
Transparent
Transparente

Energy efficiency: A+ to E
Eficiencia energética: A+ a E

RECOMMENDED BULBS
BOMBILLAS RECOMENDADAS

230V - 50Hz

E14 LED Standard- Max. 20x7 W

E14 LED Vintage- Max. 20x7 W

120V - 60Hz

E12 LED - Max. 20x7 W

NET WEIGHT
PESO NETO

19kg | 41,9lb



80x120x135 cm
31,5x47,2x53,1 in
55kg | 121,3lb



Certifications:

200cm | 78,7in



250cm | 98,4in

200x200cm | 78,7x78,7in

Tina ref. TN04-5

LAMPSHADE TULIPA

Polypropylene
Polipropileno

One color
Un color



Painted steel
Acero pintado

refs. 5xTN04

CANOPY FLORÓN

DIBOND®

230V: Ø120cm | 47,2in
120V: Ø120cm | 47,2in

CABLE

Transparent
Transparente

Energy efficiency: A+ to E
Eficiencia energética: A+ a E

RECOMMENDED BULBS BOMBILLAS RECOMENDADAS

230V - 50Hz

E27 LED Standard- Max. 5x12 W

E27 LED Vintage- Max. 5x12 W

120V - 60Hz

E26 LED - Max. 5x12 W

NET WEIGHT PESO NETO

18kg | 39,7lb



80x120x135 cm
31,5x47,2x53,1 in
38kg | 83,8lb



Certifications:



47cm | 18,6in



250cm | 98,4in

71x75cm | 27,8x29,3in

Ura ref. UR04-3

LAMPSHADE TULIPA

Painted stainless steel
Acero inoxidable pintado

One color to choose
Un color a elegir



Color combinations upon request
Combinaciones de color bajo pedido

CANOPY FLORÓN

DIBOND®

230V: Ø60cm | 23,6in
120V: Ø60cm | 23,6in

CABLE

Black or transparent
Negro o transparente

Energy efficiency: A+ to E
Eficiencia energética: A+ a E

RECOMMENDED BULBS BOMBILLAS RECOMENDADAS

230V - 50Hz

E27 LED Standard- Max. 3x12 W

E27 LED Vintage- Max. 3x12 W

120V - 60Hz

E26 LED - Max. 3x12 W

NET WEIGHT PESO NETO

10,2kg | 22,5lb



60x80x95 cm
23,6x31,5x37,4 in
10,2kg | 22,5lb



Certifications:



refs. 1xUR104, 1xUR204, 1xUR304

WALL & CEILING LAMPS

APLIQUES Y PLAFONES

35cm | 13.7in



36cm | 14.2in

15cm | 5.9in

Ballet ref. BA06

LAMPSHADE TULIPA
Painted stainless steel
Acero inoxidable pintado

One color to choose
Un color a elegir



SUPPORT SOPORTE
Painted steel
Acero pintado

MOUNTING OPTIONS
OPCIONES DE INSTALACIÓN
Wall lamp
Aplique

Energy efficiency: A+ to E
Eficiencia energética: A+ a E

RECOMMENDED BULBS
BOMBILLAS RECOMENDADAS

230V - 50Hz

E27 LED Standard- Max. 1x12 W
 E27 LED Vintage- Max. 1x12 W

120V - 60Hz

E26 LED - Max. 1x12 W

NET WEIGHT
PESO NETO
0,6kg | 1,3lb



44x44x20 cm
17,3x17,3x7,9 in
1,9kg | 4,2lb



Certifications:



35cm | 13.7in



36cm | 14.2in

15cm | 5.9in

LED

Ballet ref. BA06-LD

LAMPSHADE TULIPA
Painted stainless steel
Acero inoxidable pintado

One color to choose
Un color a elegir



Inside diffuser
Difusor interno

SUPPORT SOPORTE
Painted steel
Acero pintado

MOUNTING OPTIONS
OPCIONES DE INSTALACIÓN
Wall lamp
Aplique

LED / DIMMABLE

LIGHT SOURCE BUILT-IN
FUENTE DE LUZ INCLUIDA

230V - 50Hz

8W 3000K 1067lm built-in
upon request 2700K 960lm
Dimming system PHASE CUT

120V - 60Hz

8W 3000K 1067lm built-in
upon request 2700K 960lm
Dimming system PHASE CONTROL

NET WEIGHT
PESO NETO
1kg | 2,3lb



44x44x20 cm
17,3x17,3x7,9 in
1,9kg | 4,2lb



Certifications:



Blum ref. BLO6



LAMP SHADE TULIPA
Painted stainless steel thread
Hilo de acero inoxidable pintado

One color
Un color



SUPPORT SOPORTE
Painted steel
Acero pintado

MOUNTING OPTIONS
OPCIONES DE INSTALACIÓN
Wall lamp
Aplique

Energy efficiency: A+ to E
Eficiencia energética: A+ a E

RECOMMENDED BULBS
BOMBILLAS RECOMENDADAS

230V - 50Hz

E27 LED Standard- Max. 1x12 W

E27 LED Vintage- Max. 1x12 W

120V - 60Hz

E26 LED - Max. 1x12 W

NET WEIGHT
PESO NETO
1,1kg | 2,4lb



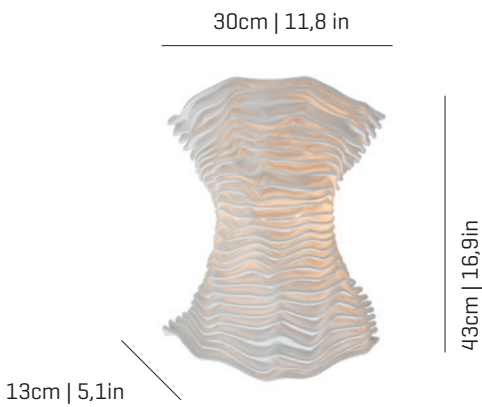
43x43x30 cm
17x17x11,8 in
1,5kg | 3,3lb



Certifications:



Cors ref. CR06



LAMP SHADE TULIPA
Painted stainless steel
Acero inoxidable pintado

One color to choose
Un color a elegir



SUPPORT SOPORTE
Stainless steel
Acero inoxidable

MOUNTING OPTIONS
OPCIONES DE INSTALACIÓN
Wall lamp
Aplique

Energy efficiency: A+ to C
Eficiencia energética: A+ a C

RECOMMENDED BULBS
BOMBILLAS RECOMENDADAS

230V - 50Hz

G9 LED - Max. 2x4 W

G9 ECO - Max. 2x33 W

120V - 60Hz

G9 Bi-pin - Max. 2x40 W

NET WEIGHT
PESO NETO
0,6kg | 1,3lb



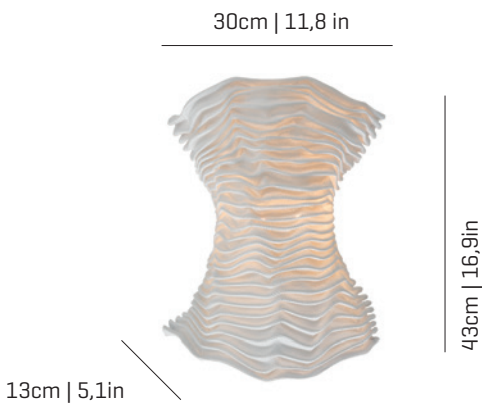
50x20x25 cm
19,7x7,9x9,8 in
1kg | 2,2lb



Certifications:



LED Cors ref. CR06-LD



LAMP SHADE TULIPA
Painted stainless steel
Acero inoxidable pintado

One color to choose
Un color a elegir



Inside diffuser
Difusor interno

SUPPORT SOPORTE
Steel gloss nickel-plated and stainless steel
Acero níquel-satinado y acero inoxidable

MOUNTING OPTIONS
OPCIONES DE INSTALACIÓN
Wall lamp
Aplique

LED / DIMMABLE

LIGHT SOURCE BUILT-IN
FUENTE DE LUZ INCLUIDA

230V - 50Hz

8W 3000K 1067lm built-in

upon request 2700K 960lm

Dimming system PHASE CUT

120V - 60Hz

8W 3000K 1067lm built-in

upon request 2700K 960lm

Dimming system PHASE CONTROL

Energy efficiency: A+
Eficiencia energética A+

NET WEIGHT
PESO NETO
1,1kg | 2,4lb

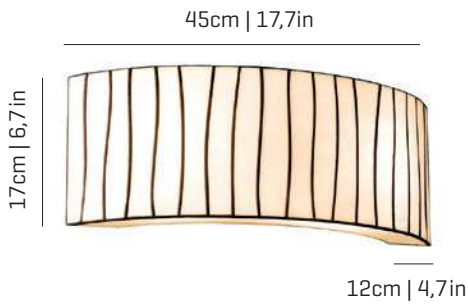


50x20x25 cm
19,7x7,9x9,8 in
1kg | 2,2lb



Certifications:






Curvas ref. CVO6

LAMPSHADE TULIPA

Glass
Vidrio

One color to choose
Un color a elegir



SUPPORT SOPORTE

Stainless steel
Acero inoxidable

MOUNTING OPTIONS OPCIONES DE INSTALACIÓN

Wall lamp
Aplique

Energy efficiency: A+ to E
Eficiencia energética: A+ a E

RECOMMENDED BULBS BOMBILLAS RECOMENDADAS

230V - 50Hz

- E14 LED Vintage - Max. 2x7 W
- E14 LED Standard - Max. 2x7 W

120V - 60Hz

- E12 LED - Max. 2x7 W

NET WEIGHT PESO NETO

1,7kg | 3,7lb



61x26x21 cm
24x10,2x8,3 in
3kg | 6,5lb



Certifications:



Gea ref. GE06

LAMPSHADE TULIPA

Painted stainless steel
Acero inoxidable pintado

One color to choose
Un color a elegir



SUPPORT SOPORTE

Stainless steel
Acero inoxidable

MOUNTING OPTIONS OPCIONES DE INSTALACIÓN

Wall lamp
Aplicque

Energy efficiency: A+ to C
Eficiencia energética: A+ a C

RECOMMENDED BULBS BOMBILLAS RECOMENDADAS

230V - 50Hz

- G9 LED - Max. 2x4 W
- G9 ECO - Max. 2x33 W

120V - 60Hz

- G9 Bi-pin - Max. 2x40 W

NET WEIGHT PESO NETO

0,6kg | 1,3lb



34x24x15 cm
13,4x9,4x5,9 in
1kg | 2,2lb



Certifications:



LED

Gea ref. GE06-LD

LAMPSHADE TULIPA

Painted stainless steel
Acero inoxidable pintado

One color to choose
Un color a elegir



Inside diffuser
Difusor interno

SUPPORT SOPORTE

Steel gloss nickel-plated
and stainless steel
Acero níquel-satinado
y acero inoxidable

MOUNTING OPTIONS OPCIONES DE INSTALACIÓN

Wall lamp
Aplicque

LED / DIMMABLE

LIGHT SOURCE BUILT-IN FUENTE DE LUZ INCLUIDA

230V - 50Hz

- 8W 3000K 1067lm built-in
upon request 2700K 960lm
Dimming system PHASE CUT

120V - 60Hz

- 8W 3000K 1067lm built-in
upon request 2700K 960lm
Dimming system PHASE CONTROL

Energy efficiency: A+
Eficiencia energética A+

NET WEIGHT PESO NETO

1,1kg | 2,4lb




34x24x15 cm
13,4x9,4x5,9 in
1kg | 2,2lb



Certifications:





Kala ref. KL06

LAMPSHADE TULIPA
Painted stainless steel
Acero inoxidable pintado

One color to choose
Un color a elegir



SUPPORT SOPORTE
Stainless steel
Acero inoxidable

MOUNTING OPTIONS
OPCIONES DE INSTALACIÓN
Wall lamp
Aplique

Energy efficiency: A+ to C
Eficiencia energética: A+ a C

RECOMMENDED BULBS
BOMBILLAS RECOMENDADAS

230V - 50Hz

G9 LED - Max. 2x4 W

G9 ECO - Max. 2x33 W

120V - 60Hz

G9 Bi-pin - Max. 2x40 W

NET WEIGHT
PESO NETO


0,6kg | 1,3lb



34x24x15 cm
13,4x9,4x5,9 in
1kg | 2,2lb



Certifications:



Kala ref. KL06-LD

LAMPSHADE TULIPA
Painted stainless steel
Acero inoxidable pintado

One color to choose
Un color a elegir



Inside diffuser
Difusor interno

SUPPORT SOPORTE
Steel gloss nickel-plated
and stainless steel
Acero níquel-satinado
y acero inoxidable

MOUNTING OPTIONS
OPCIONES DE INSTALACIÓN
Wall lamp
Apique

LED / DIMMABLE

LIGHT SOURCE BUILT-IN
FUENTE DE LUZ INCLUIDA

230V - 50Hz

8W 3000K 1067lm built-in

upon request 2700K 960lm

Dimming system PHASE CUT

120V - 60Hz

8W 3000K 1067lm built-in

upon request 2700K 960lm

Dimming system PHASE CONTROL

Energy efficiency: A+
Eficiencia energética A+

NET WEIGHT
PESO NETO

1,1kg | 2,4lb



34x24x15 cm
13,4x9,4x5,9 in
1kg | 2,2lb



Certifications:



Kite ref. KT06

LAMPSHADE TULIPA
SIMETECH®
by arturo alvarez

One color
Un color



SUPPORT SOPORTE
Stainless steel
Acero inoxidable

MOUNTING OPTIONS
OPCIONES DE INSTALACIÓN
Wall lamp & ceiling lamp
Apique & plafón

Energy efficiency: A+ to B
Eficiencia energética: A+ a B

RECOMMENDED BULBS
BOMBILLAS RECOMENDADAS

230V - 50Hz

2GX13 - Max. 1x55 W

120V - 60Hz

2GX13 - Max. 1x55 W

NET WEIGHT
PESO NETO

4,4kg | 9,7lb



71x71x15 cm
28x28x5,9 in
6kg | 13,2lb



Certifications:





Kite ref. KT06-LD

LAMPSHADE TULIPA
SIMETECH®
by arturo alvarez

One color
Un color



SUPPORT SOPORTE
Stainless steel
Acero inoxidable

MOUNTING OPTIONS
OPCIONES DE
INSTALACIÓN
Wall & ceiling lamp
Aplique & plafón

LED / DIMMABLE

LIGHT SOURCE BUILT-IN
FUENTE DE LUZ INCLUIDA

230V - 50Hz

□□□□ 24W 3000K 3780lm built-in
upon request 2700K 3636lm

Dimming system DALI / Switch DIM
upon request PHASE CUT

120V - 60Hz

□□□□ 24W 3000K 3780lm built-in
upon request 2700K 3636lm

Dimming system 0-10 V
upon request PHASE CONTROL

NET WEIGHT
PESO NETO

8,5kg | 18,7lb



71x71x15 cm
28x28x5,9 in
9,2kg | 20,3lb



Certifications:



Energy efficiency: A++
Eficiencia energética: A++



Kite ref. KT06G

LAMPSHADE TULIPA
SIMETECH®
by arturo alvarez

One color
Un color



SUPPORT SOPORTE
Stainless steel
Acero inoxidable

MOUNTING OPTIONS
OPCIONES DE
INSTALACIÓN
Wall & ceiling lamp
Aplique & plafón

RECOMMENDED BULBS
BOMBILLAS RECOMENDADAS

230V - 50Hz

⇔ G5 - Max. 4x24 W

120V - 60Hz

⇔ T5 HO Bi-pin - 4x24 W

NET WEIGHT
PESO NETO

7,2kg | 15,9lb



102x102x13 cm
40,1x40,1x5,1 in
10kg | 22lb



Certifications:



Energy efficiency: A+ to B
Eficiencia energética: A+ a B



Kite ref. KT06G-LD

LAMPSHADE TULIPA
SIMETECH®
by arturo alvarez

One color
Un color



SUPPORT SOPORTE
Stainless steel
Acero inoxidable

MOUNTING OPTIONS
OPCIONES DE
INSTALACIÓN
Wall & ceiling lamp
Aplique & plafón

LED / DIMMABLE

LIGHT SOURCE BUILT-IN
FUENTE DE LUZ INCLUIDA

230V - 50Hz

□□□□ 48W 3000K 7560lm built-in
upon request 2700K 7272lm

Dimming system DALI / Switch DIM
upon request PHASE CUT

120V - 60Hz

□□□□ 48W 3000K 7560lm built-in
upon request 2700K 7272lm

Dimming system 0-10 V
upon request PHASE CONTROL

NET WEIGHT
PESO NETO

7,5kg | 16,5lb




102x102x13 cm
40,1x40,1x5,1 in
11kg | 24,2lb



Certifications:



Energy efficiency: A++
Eficiencia energética: A++



Li ref. LI06

LAMPSHADE TULIPA

Pressed Cellulose
Celulosa prensada

One color to choose
Un color a elegir



SUPPORT SOPORTE

Stainless steel
Acero inoxidable

MOUNTING OPTIONS

OPCIONES DE INSTALACIÓN

Wall lamp
Aplique

LED / DIMMABLE

LIGHT SOURCE BUILT-IN FUENTE DE LUZ INCLUIDA

230V - 50Hz

□ □ □ □ 11,8W 3000K 1805lm built-in
upon request 2700K

Dimming system PHASE CUT

120V - 60Hz

□ □ □ □ 11,8W 3000K 1805lm built-in
upon request 2700K

Dimming system PHASE CONTROL

NET WEIGHT PESO NETO

1,2kg | 2,6lb



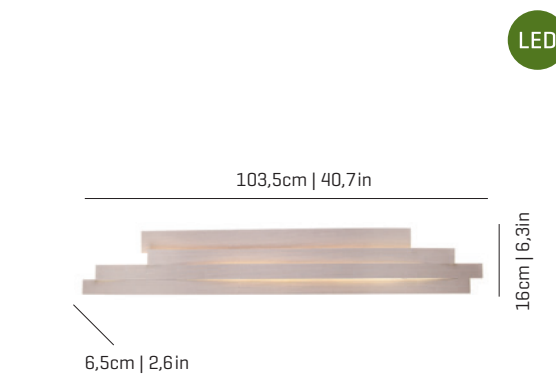
70x21x12 cm
27,6x8,3x4,7 in
2kg | 4,4lb



Certifications:



Energy efficiency: A+
Eficiencia energética: A+



Li ref. LI06G

LAMPSHADE TULIPA

Pressed Cellulose
Celulosa prensada

One color to choose
Un color a elegir



SUPPORT SOPORTE

Stainless steel
Acero inoxidable

MOUNTING OPTIONS

OPCIONES DE INSTALACIÓN

Wall lamp
Aplique

LED / DIMMABLE

LIGHT SOURCE BUILT-IN FUENTE DE LUZ INCLUIDA

230V - 50Hz

□ □ □ □ 23,6W 3000K 2768lm built-in
upon request 2700K

Dimming system PHASE CUT

120V - 60Hz

□ □ □ □ 23,6W 3000K 2768lm built-in
upon request 2700K

Dimming system PHASE CONTROL

NET WEIGHT PESO NETO

2,9kg | 6,4lb




110x31x25 cm
43,3x12,2x9,8 in
4,7kg | 10,4lb



Certifications:



Energy efficiency: A+
Eficiencia energética: A+



Li ref. LI06G-D

LAMPSHADE TULIPA

Pressed Cellulose
Celulosa prensada

One color to choose
Un color a elegir



SUPPORT SOPORTE

Stainless steel
Acero inoxidable

MOUNTING OPTIONS

OPCIONES DE INSTALACIÓN

Wall lamp
Aplique

LED / DIMMABLE

LIGHT SOURCE BUILT-IN FUENTE DE LUZ INCLUIDA

230V - 50Hz

□ □ □ □ 23,6W 3000K 2768lm built-in
upon request 2700K

Dimming system DALI / Switch DIM

120V - 60Hz

□ □ □ □ 23,6W 3000K 2768lm built-in
upon request 2700K

Dimming system 0-10V

NET WEIGHT PESO NETO

2,9kg | 6,4lb



110x31x25 cm
43,3x12,2x9,8 in
4,7kg | 10,4lb



Certifications:



Energy efficiency: A+
Eficiencia energética: A+



62cm | 24,4in

16cm | 6,3in

45cm | 17,7in


LED

Mytilus^{ref.} MY06

LED / DIMMABLE

LAMPSHADE TULIPA
Painted stainless steel
Acero inoxidable pintado

White color
Color blanco



DIFFUSER DIFUSOR
Glass sphere
Esfera de vidrio

SUPPORT SOPORTE
Steel gloss nickel-plated
Acero níquel-satinado

**MOUNTING OPTIONS
OPCIONES DE
INSTALACIÓN**

Wall
Aplique

**LIGHT SOURCE BUILT-IN
FUENTE DE LUZ INCLUIDA**

230V - 50Hz

8W 3000K 1067lm built-in
upon request 2700K 960lm

Dimming system DALI / Switch DIM
upon request PHASE CUT

120V - 60Hz

8W 3000K 1067lm built-in
upon request 2700K 960lm

Dimming system PHASE CONTROL

Energy efficiency: A+
Eficiencia energética: A+

**NET WEIGHT
PESO NETO**

3kg | 6,6lb



60x60x22 cm
23,6x23,6x8,7 in
4,5kg | 9,9lb



Certifications:



*approximate measurements
*medidas aproximadas

Nevo^{ref.} NE06P

28cm | 11in



17cm | 6,7in

31cm | 12,2in

LAMPSHADE TULIPA
Painted stainless steel
Acero inoxidable pintado

One color to choose
Un color a elegir



Steel gloss nickel-plated
and stainless steel
Acero níquel-satinado
y acero inoxidable

SUPPORT SOPORTE
Steel gloss nickel-plated
and stainless steel
Acero níquel-satinado
y acero inoxidable

**MOUNTING OPTIONS
OPCIONES DE
INSTALACIÓN**

Wall & ceiling lamp
Aplique & plafón

**RECOMMENDED BULBS
BOMBILLAS RECOMENDADAS**

230V - 50Hz

G9 LED - Max. 1x4 W

G9 ECO - Max. 1x33 W

120V - 60Hz

G9 Bi-pin - Max. 1x40 W

**NET WEIGHT
PESO NETO**

0,8kg | 1,8lb



36x36x31 cm
14,2x14,2x12,2 in
1,8kg | 4lb



Certifications:



Energy efficiency: A+ to C
Eficiencia energética: A+ a C

LED

Nevo^{ref.} NE06P-LD

LED / DIMMABLE

28cm | 11in



17cm | 6,7in

31cm | 12,2in

LAMPSHADE TULIPA
Painted stainless steel
Acero inoxidable pintado

One color to choose
Un color a elegir



Steel gloss nickel-plated
and stainless steel
Acero níquel-satinado
y acero inoxidable

Inside diffuser
Difusor interno

SUPPORT SOPORTE
Steel gloss nickel-plated
and stainless steel
Acero níquel-satinado
y acero inoxidable

**MOUNTING OPTIONS
OPCIONES DE
INSTALACIÓN**

Wall lamp
Aplique

**LIGHT SOURCE BUILT-IN
FUENTE DE LUZ INCLUIDA**

230V - 50Hz

8W 3000K 1067lm built-in
upon request 2700K 960lm
Dimming system PHASE CUT

120V - 60Hz

8W 3000K 1067lm built-in
upon request 2700K 960lm
Dimming system PHASE CONTROL

Energy efficiency: A+
Eficiencia energética: A+

**NET WEIGHT
PESO NETO**

1,2kg | 2,6lb



36x36x31 cm
14,2x14,2x12,2 in
1,8kg | 4lb



Certifications:



Nevo^{ref.} NE06

36cm | 14,2in




20cm | 7,9in

36cm | 14,2in

LAMPSHADE TULIPA
Painted stainless steel
Acero inoxidable pintado

One color to choose
Un color a elegir



Steel gloss nickel-plated and stainless steel
Acero niquel-satinado y acero inoxidable

SUPPORT SOPORTE
Steel gloss nickel-plated and stainless steel
Acero niquel-satinado y acero inoxidable

MOUNTING OPTIONS OPCIONES DE INSTALACIÓN
Wall & ceiling lamp
Aplique & plafón

RECOMMENDED BULBS BOMBILLAS RECOMENDADAS
230V - 50Hz

E14 LED Vintage - Max. 2x7 W
 E14 LED Standard - Max. 2x7 W

120V - 60Hz

E12 LED - Max. 2x7 W

NET WEIGHT PESO NETO
1,1kg | 2,4lb

36x36x31 cm
14,2x14,2x12,2 in
2,2kg | 4,8lb



Certifications:

LED

Nevo^{ref.} NE06-LD

LED / DIMMABLE

36cm | 14,2in



20cm | 7,9in

36cm | 14,2in

LAMPSHADE TULIPA
Painted stainless steel
Acero inoxidable pintado

One color to choose
Un color a elegir



Steel gloss nickel-plated and stainless steel
Acero niquel-satinado y acero inoxidable

SUPPORT SOPORTE
Steel gloss nickel-plated and stainless steel
Acero niquel-satinado y acero inoxidable

MOUNTING OPTIONS OPCIONES DE INSTALACIÓN
Wall lamp
Aplique

LIGHT SOURCE BUILT-IN FUENTE DE LUZ INCLUIDA
230V - 50Hz

8W 3000K 1067lm built-in
upon request 2700K 960lm
Dimming system PHASE CUT

120V - 60Hz

8W 3000K 1067lm built-in
upon request 2700K 960lm
Dimming system PHASE CONTROL

Energy efficiency: A+
Eficiencia energética A+

NET WEIGHT PESO NETO
1,4kg | 3,1lb

36x36x31 cm
14,2x14,2x12,2 in
2,2kg | 4,8lb



Certifications:

Inside diffuser
Difusor interno

Onn^{ref.} ON06

50cm | 19,7in



42cm | 16,5in

16cm | 6,3in

LAMPSHADE TULIPA
Painted stainless steel
Acero inoxidable pintado

One color
Un color



SUPPORT SOPORTE
Painted steel
Acero pintado

MOUNTING OPTIONS OPCIONES DE INSTALACIÓN
Wall & ceiling lamp
Aplique & plafón

Energy efficiency: A+ to E
Eficiencia energética: A+ a E

RECOMMENDED BULBS BOMBILLAS RECOMENDADAS
230V - 50Hz

E27 LED Standard- Max. 1x12 W
 E27 LED Vintage- Max. 1x12 W

120V - 60Hz

E26 LED - Max. 1x12 W

NET WEIGHT PESO NETO
3kg | 6,6lb

52x47x31 cm
20,5x18,5x12,2 in
4,4kg | 9,7lb



Certifications:

LED

Onn ref. **ON06-LD**

LED / DIMMABLE

50cm | 19,7in



16cm | 6,3in

42cm | 16,5in

LAMPSHADE TULIPAPainted stainless steel
Acero inoxidable pintadoOne color
Un colorInside diffuser
Difusor interno**SUPPORT SOPORTE**Painted steel
Acero pintado**MOUNTING OPTIONS
OPCIONES DE
INSTALACIÓN**Wall & ceiling lamp
Aplique & plafón**LIGHT SOURCE BUILT-IN
FUENTE DE LUZ INCLUIDA**

230V - 50Hz

 24W 3000K 2945lm built-in
upon request 2700K 2860lm
Dimming system DALI / Switch DIM
upon request PHASE CUT

120V - 60Hz

 24W 3000K 2945lm built-in
upon request 2700K 2860lm
Dimming system DALI / Switch DIM
upon request PHASE CONTROLEnergy efficiency: A+
Eficiencia energética A+**NET WEIGHT
PESO NETO**

3,5kg | 7,7lb

52x47x31 cm
20,5x18,5x12,2 in
4,4kg | 9,7lb

Certifications:

**Onn** ref. **ON06G**

73cm | 28,7in



20cm | 7,9in

65cm | 25,6in

LAMPSHADE TULIPAPainted stainless steel
Acero inoxidable pintadoOne color
Un color**SUPPORT SOPORTE**Painted steel
Acero pintado**MOUNTING OPTIONS
OPCIONES DE
INSTALACIÓN**Wall & ceiling lamp
Aplique & plafón**RECOMMENDED BULBS
BOMBILLAS RECOMENDADAS**

230V - 50Hz

E27 LED Standard- Max. 3x12 W

E27 LED Vintage- Max. 3x12 W

120V - 60Hz

E26 LED - Max. 3x12 W

Energy efficiency: A+ to E
Eficiencia energética: A+ a E**NET WEIGHT
PESO NETO**

7kg | 15,4lb

71x71x32 cm
28x28x12,6 in
6,1kg | 13,4lb

Certifications:

**Planum** ref. **PM06R**

96x96cm | 37,8x37,8in



8cm | 3,1in

LAMPSHADE TULIPASIMETECH®
by arturo alvarezOne color
Un color**SUPPORT SOPORTE**Stainless steel
Acero inoxidable**MOUNTING OPTIONS
OPCIONES DE
INSTALACIÓN**Wall & ceiling lamp
Aplique & plafón**RECOMMENDED BULBS
BOMBILLAS RECOMENDADAS**

230V - 50Hz

G5 - Max. 4x24 W

120V - 60Hz

T5 HO Bi-pin - 4x24 W

Energy efficiency: A+ to B
Eficiencia energética: A+ a B**NET WEIGHT
PESO NETO**

6,4kg | 14,1lb

102x102x13 cm
40,1x40,1x5,1 in
9kg | 19,8lb

Certifications:



LED

Planum ref. PM06R-LD

LED / DIMMABLE

96x96cm | 37,8x37,8in



LAMPSHADE TULIPA
SIMETECH®
by arturo alvarez

One color
Un color



8cm | 3,1in

SUPPORT SOPORTE
Stainless steel
Acero inoxidable

MOUNTING OPTIONS
OPCIONES DE
INSTALACIÓN
Wall & ceiling lamp
Aplique & plafón

LIGHT SOURCE BUILT-IN
FUENTE DE LUZ INCLUIDA
230V - 50Hz

48W 3000K 7560lm built-in

upon request 2700K 7272lm

Dimming system DALI / Switch DIM
upon request PHASE CUT

120V - 60Hz

48W 3000K 7560lm built-in

upon request 2700K 7272lm

Dimming system 0-10 V
upon request PHASE CONTROL

NET WEIGHT
PESO NETO

6,6kg | 14,6lb



102x102x13 cm
40,1x40,1x5,1 in
10kg | 22lb



Certifications:



Energy efficiency: A++
Eficiencia energética: A++

47cm | 18,5in



96cm | 37,8in

8cm | 3,1in

Planum ref. PM06PR

LAMPSHADE TULIPA
SIMETECH®
by arturo alvarez

One color
Un color



SUPPORT SOPORTE
Stainless steel
Acero inoxidable

MOUNTING OPTIONS
OPCIONES DE
INSTALACIÓN
Wall & ceiling lamp
Aplique & plafón

Energy efficiency: A+ to B
Eficiencia energética: A+ a B

RECOMMENDED BULBS
BOMBILLAS RECOMENDADAS

230V - 50Hz

G5 - Max. 2x24 W

120V - 60Hz

T5 HO Bi-pin - 2x24 W

NET WEIGHT
PESO NETO

2,7kg | 6lb



100x53x13 cm
39,4x20,9x5,1 in
4,5kg | 9,9lb



Certifications:



LED

Planum ref. PM06PR-LD

LED / DIMMABLE

47cm | 18,5in



96cm | 37,8in

8cm | 3,1in

LAMPSHADE TULIPA
SIMETECH®
by arturo alvarez

One color
Un color



SUPPORT SOPORTE
Stainless steel
Acero inoxidable

MOUNTING OPTIONS
OPCIONES DE
INSTALACIÓN
Wall & ceiling lamp
Aplique & plafón

LIGHT SOURCE BUILT-IN
FUENTE DE LUZ INCLUIDA
230V - 50Hz

24W 3000K 3780lm built-in

upon request 2700K 3636lm

Dimming system DALI / Switch DIM
upon request PHASE CUT

120V - 60Hz

24W 3000K 3780lm built-in

upon request 2700K 3636lm

Dimming system 0-10 V
upon request PHASE CONTROL

NET WEIGHT
PESO NETO

2,8kg | 6,2lb




100x53x13 cm
39,4x20,9x5,1 in
5kg | 11lb



Certifications:



Energy efficiency: A++
Eficiencia energética: A++



Tati ref. TA06

LAMPSHADE TULIPA
Painted stainless steel
Acero inoxidable pintado

One color to choose
Un color a elegir



Steel gloss nickel-plated
and stainless steel
Acero niquel-satinado
y acero inoxidable

SUPPORT SOPORTE
Stainless steel
Acero inoxidable

**MOUNTING OPTIONS
OPCIONES DE
INSTALACIÓN**

Wall lamp
Aplique

Energy efficiency: A+ to C
Eficiencia energética: A+ a C

**RECOMMENDED BULBS
BOMBILLAS RECOMENDADAS**

230V - 50Hz

G9 LED - Max. 2x4 W

G9 ECO - Max. 2x33 W

120V - 60Hz

G9 Bi-pin - Max. 2x40 W


**NET WEIGHT
PESO NETO**

0,5kg | 1,1lb

34x24x15 cm
13,4x9,4x5,9 in
1kg | 2,2lb



Certifications:



LED Tati ref. TA06-LD

LAMPSHADE TULIPA
Painted stainless steel
Acero inoxidable pintado

One color to choose
Un color a elegir



Steel gloss nickel-plated
and stainless steel
Acero niquel-satinado
y acero inoxidable

SUPPORT SOPORTE
Steel gloss nickel-plated
and stainless steel
Acero niquel-satinado
y acero inoxidable

**MOUNTING OPTIONS
OPCIONES DE
INSTALACIÓN**

Wall lamp
Aplique

LED / DIMMABLE

**LIGHT SOURCE BUILT-IN
FUENTE DE LUZ INCLUIDA**

230V - 50Hz

8W 3000K 1067lm built-in
upon request 2700K 960lm
Dimming system PHASE CUT

120V - 60Hz

8W 3000K 1067lm built-in
upon request 2700K 960lm
Dimming system PHASE CONTROL

Energy efficiency: A+
Eficiencia energética A+


**NET WEIGHT
PESO NETO**

0,7kg | 1,5lb

34x24x15 cm
13,4x9,4x5,9 in
1kg | 2,2lb



Certifications:



Tati ref. TA06P

LAMPSHADE TULIPA
Painted stainless steel
Acero inoxidable pintado

One color to choose
Un color a elegir



Steel gloss nickel-plated
and stainless steel
Acero niquel-satinado
y acero inoxidable

SUPPORT SOPORTE
Steel gloss nickel-plated
and stainless steel
Acero niquel-satinado
y acero inoxidable

**MOUNTING OPTIONS
OPCIONES DE
INSTALACIÓN**

Wall & ceiling lamp
Aplique & plafón

**RECOMMENDED BULBS
BOMBILLAS RECOMENDADAS**

230V - 50Hz

G9 LED - Max. 1x4 W

G9 ECO - Max. 1x33 W

120V - 60Hz

G9 Bi-pin - Max. 1x40 W

**NET WEIGHT
PESO NETO**


0,8kg | 1,8lb

36x36x31 cm
14,2x14,2x12,2 in
1kg | 2,2lb



Certifications:





Tati ref. TA06P-LD

LED / DIMMABLE

LAMPSHADE TULIPA
Painted stainless steel
Acero inoxidable pintado

SUPPORT SOPORTE
Steel gloss nickel-plated
and stainless steel
Acero níquel-satinado
y acero inoxidable

LIGHT SOURCE BUILT-IN
FUENTE DE LUZ INCLUIDA

NET WEIGHT
PESO NETO

One color to choose
Un color a elegir



Steel gloss nickel-plated
and stainless steel
Acero níquel-satinado
y acero inoxidable

230V - 50Hz

8W 3000K 1067lm built-in
upon request 2700K 960lm

Dimming system PHASE CUT

1,2kg | 2,6lb



36x36x31 cm
14,2x14,2x12,2 in
1kg | 2,2lb



Certifications:




120V - 60Hz

8W 3000K 1067lm built-in
upon request 2700K 960lm

Dimming system PHASE CONTROL

Energy efficiency: A+
Eficiencia energética A+

Tati ref. TA06G



LAMPSHADE TULIPA
Painted stainless steel
Acero inoxidable pintado

SUPPORT SOPORTE
Steel gloss nickel-plated
and stainless steel
Acero níquel-satinado
y acero inoxidable

RECOMMENDED BULBS
BOMBILLAS RECOMENDADAS

NET WEIGHT
PESO NETO

One color to choose
Un color a elegir



Steel gloss nickel-plated
and stainless steel
Acero níquel-satinado
y acero inoxidable

230V - 50Hz

E14 LED Vintage - Max. 2x7 W
E14 LED Standard - Max. 2x7 W

1kg | 2,2lb



52x47x31 cm
20,5x18,5x12,2 in
2,4kg | 5,3lb



Certifications:



120V - 60Hz


E12 LED - Max. 2x7 W

Energy efficiency: A+ to E
Eficiencia energética: A+ a E



Tati ref. TA06G-LD

LED / DIMMABLE



LAMPSHADE TULIPA
Painted stainless steel
Acero inoxidable pintado

SUPPORT SOPORTE
Steel gloss nickel-plated
and stainless steel
Acero níquel-satinado
y acero inoxidable

LIGHT SOURCE BUILT-IN
FUENTE DE LUZ INCLUIDA

NET WEIGHT
PESO NETO

One color to choose
Un color a elegir



Steel gloss nickel-plated
and stainless steel
Acero níquel-satinado
y acero inoxidable

230V - 50Hz

8W 3000K 1067lm built-in
upon request 2700K 960lm

Dimming system PHASE CUT

1,4kg | 3,1lb



52x47x31 cm
20,5x18,5x12,2 in
2,4kg | 5,3lb



Certifications:



120V - 60Hz

8W 3000K 1067lm built-in
upon request 2700K 960lm

Dimming system PHASE CONTROL

Energy efficiency: A+
Eficiencia energética A+



NOTE:

Most of our pendant lamps (single and chandeliers) could be installed using a piece to move the electric cable. For chandeliers, please ask for quotation.

Nota:

La mayoría de nuestras lámparas colgantes (individuales y composiciones) pueden colocarse utilizando piezas de desplazamiento. Solicite presupuesto para esta opción.

Headquarters:

Calor Color S.L.

C/ Castiñeiras 108A.

15895 O Milladoiro, A Coruña, Spain.

T. +34 981 814 600

F. +34 981 502 000

info@arturo-alvarez.com

Artwork Arturo Álvarez:

San Miguel de Sarandón, 9.

15885 Vedra, A Coruña, Spain.

©2019 Calor Color S.L.

All rights reserved.

Legal deposit: C 543-2019

Development, production and design: arturo alvarez.

Printed by Agencia Gráfica. Santiago de Compostela. Spain.

