

a

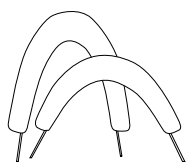
by **arturo alvarez**

a

by **arturo alvarez**

INDEX ÍNDICE


TABLE LAMPS | LÁMPARAS DE MESA 13 - 16



ACO2
13



BEC001
13



CLO2
13



CV01
14



NE01
14



NE02
14



ON02
15



PL01
15



SH02
15

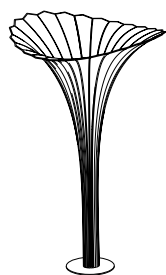


TA02
16

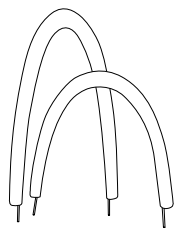


UR01
16

FLOOR LAMPS | LÁMPARAS DE PIE 18 - 22



AF03
18



ACO3
18



AR03
19



AR03G
19



BEC003
19




CLO3
20



CV03G
20



GE03
20



SH03
21



TN03
21



UR03
21




VG03A
22



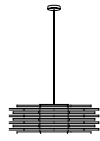
VG03B
22



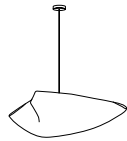
VV03
22



AI04
23



AR04
24



BAP104
24-25



BARE04
25



BALA04
26



BEC004
26-27



BL04
27



CA04A
27-28



CA04B
28



CA04AG
29



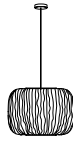
COCY04
30



COGA04
31



CORE04
31



COSE04
31-32



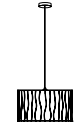
COAU04
32



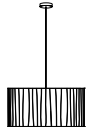
COAU04G
33



CV04-1
33



CV04
34



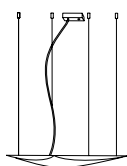
CV04G
34



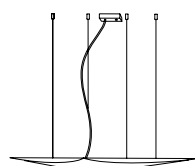
FL04
34



GE04
35



KT04-LD
35



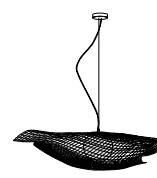
KT04G-LD
36



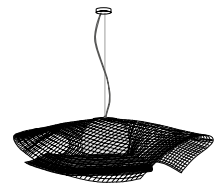
LS04
36



LS04G
37



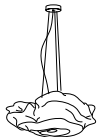
MY04
37



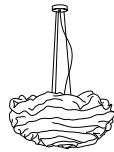
MY04G
38



NE04-1
38




NE04
39




NE04G
39



ON04-1
39-40



ON04
40



ON04G
41



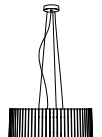
PL04
41



PL04G
42



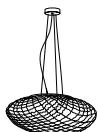
SH04-1-LD
42



SH04-LD
42



TA04-1
43



TA04
43



TA04G
44



TEAN04
44



TEVI04
45



TN04
45-46



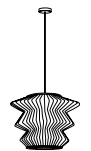
TN04G
46




UR104
47



UR204
47-48



UR304
48



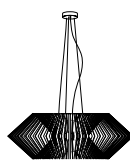
UX04-LD
49



VG04A
49



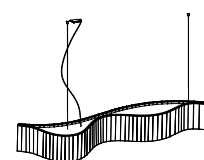
VG04B
50




VV04
50



VV04G
51

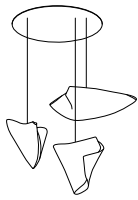


VN04-LD
51



WD04
51

COMPOSITIONS | COMPOSICIONES
52 - 58



BA04-3
52




CA04A-3
52



CA04AB-3
53




CA04A-4
53




CA04A-6
53



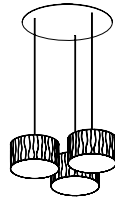
C004-3
54



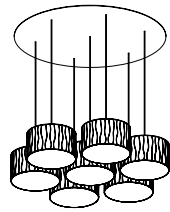
C004-5
54



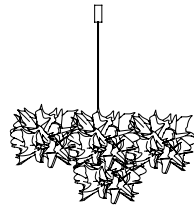
C004-10
54



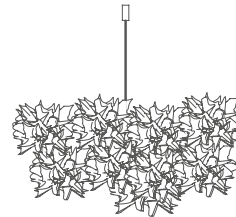
CV04C-3
55



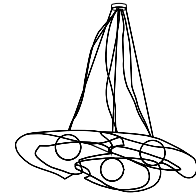
CV04-7
55



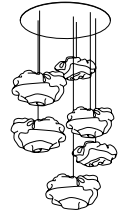
FL04-4
55



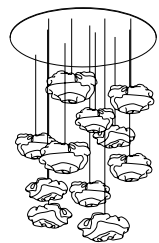
FL04-16
56



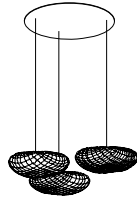
MY04-3
56



NE04-6
56




NE04-11
57




TA04-3
57



TA04-5
57



TA04-10
58



TN04-5
58



UR04-3
58

WALL & CEILING LAMPS | APLIQUES Y PLAFONES
59 - 69



BA06
59



BL06
60



CR06
60




CV06
61



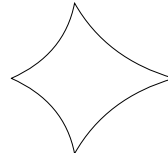
GE06
61



KL06
62



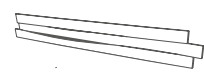
KT06-LD
62



KT06G-LD
63



LI06
63



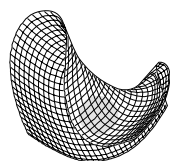
LI06G
63-64



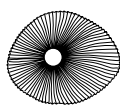
NE06P
64-65



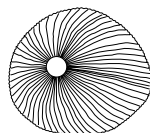
NE06
65




MY06
64



ON06
66



ON06G
66



PM06R-LD
67



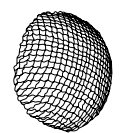
PM06PR-LD
67



TA06
67-68



TA06P
68



TA06G
69

1 Painted stainless steel mesh Malla de acero inoxidable pintada

The stainless steel mesh is a cold industrial material that Arturo Álvarez, through manual techniques converted into lamps. The physical characteristics of these materials allows through methods developed by Arturo Álvarez, they can be folded, molded and cut resulting in creative freedom designs. The paint finish adds to this resistant and compact material a greater durability and facilitates its maintenance and cleaning.

Colors & codes: White [BL], beige [BE], grey [G], taupe [T].

NCS Code: White [S 0500-N], beige [S 3020-Y30R], grey [S 2500-N], taupe [S 3005-Y80R].

Collections: Africa, Ballet, Coral, Cors, Gea, Hipatia, Kala, Kite, Luisa, Nevo, Onn, Planum, Tati, Tempo, Virginia. Clara and Mytilus only available in white.

La malla de acero inoxidable es un material frío de carácter industrial que Arturo Álvarez, a través de técnicas manuales convierte en lámparas. Las características físicas de este material permite que a través de métodos desarrollados por Arturo Álvarez, se pueda plegar, moldear y cortar consiguiendo libertad creativa en los diseños. El acabado de pintura suma a este material resistente y compacto una mayor durabilidad y facilita su mantenimiento y limpieza.

Colores y códigos: Blanco [BL], beige [BE], gris [G], topo [T].

Código NCS: Blanco [S 0500-N], beige [S 3020-Y30R], gris [S 2500-N], topo [S 3005-Y80R].

Colecciones: Africa, Ballet, Coral, Cors, Gea, Hipatia, Kala, Kite, Luisa, Nevo, Onn, Planum, Tati, Tempo, Virginia. Clara y Mytilus solo disponibles en blanco.

2 Plywood Tablero marino

Available in yellow, white and wenge the plywood is used in a different way. Showing the internal face of this material, we create designs where the light is stained by the laminate of the wood. Its characteristics make maintenance easy and present a long durability.

Colors & codes: White [B], yellow [AM], wengue [WE].

Collections: Shio, Uxi.

Disponible en amarillo, blanco y wengué el tablero marino se utiliza de una manera diferente. Mostrando la cara interna de este material, creamos diseños donde la luz queda teñida por el propio laminado de la madera. Sus características hacen que su mantenimiento sea sencillo y presente una larga durabilidad.

Colores y códigos: Blanco [B], amarillo [AM], wengué [WE].

Colecciones: Shio, Uxi.

4 Painted stainless steel thread Hilo de acero inoxidable

The stainless steel thread interlaced and embroidered on itself, creates random, light, seemingly fragile volumes, but durable thanks to the sturdiness that paint finish brings.

Colors & codes: White [B].

Collections: Blum, Pili.

El hilo de acero inoxidable entrelazado y embrollado sobre sí mismo, crea volúmenes aleatorios, ligeros, aparentemente frágiles, pero resistentes gracias a la dureza que le aporta la pintura.

Colores y códigos: Blanco [B].

Colecciones: Blum, Pili.

3 Cellulose cord Cordón de celulosa

The pressed cellulose cord is a pleasant texture material and has a wide range of colors. This medium flammability component is obtained from pressed cellulose and is molded using its own techniques. Due to its physical characteristics it is not recommended to wet the material for cleaning.

Colors & codes: White [42], grey [43], red [46], brown [47], gold yellow [48], medium brown [49], beige [50], green [51], blue [52].

Collection: Caos.

Arc only available in white.

El cordón de celulosa prensada es un material de agradable textura y que presenta una amplia gama de colores. Este componente de flamabilidad media se obtiene de celulosa prensada y a través de técnicas propias, se moldea. Debido a sus características físicas no se recomienda mojar el material para su limpieza.

Colores y códigos: Blanco [42], gris [43], rojo [46], marrón [47], amarillo oro [48], marrón medio [49], beige [50], verde [51], azul [52].

Colección: Caos.

Arc solo disponible en blanco.

5 Galvanized steel mesh Malla de acero galvanizado

The application of galvanized steel mesh is another example of a different use of the material. The malleability of this material and its hollow light allows it, through painting processes, to become a material with a delicate appearance but of high quality and durability.

Color & code: White [B].


Collection: Fluo.

La utilización de la malla de acero galvanizado es otro ejemplo de descontextualización de un material. La maleabilidad de este material y su hueco de luz permite que, a través de procesos de pintado, se convierta en un material con apariencia delicada pero de alta calidad y durabilidad.


Color y código: Blanco [B].

Colección: Fluo.






1





2




3



5



4



6 Glass Vidrio

Our semi-handmade glass presents irregular watermarks that gives personality to this material. This opalescent glass comes in a wide range of bright colors.

Colors & codes: White [02], sand [87], dark amber [89], brown [90], beige [95].

Collections: Curvas, Vento.

El carácter semiartesanal de nuestro vidrio presenta irregularidades en forma de aguas que dota de personalidad este material. Este vidrio opalescente se presenta en una amplia gama de colores brillantes.

Colores y códigos: Blanco [02], arena [87], ámbar oscuro [89], marrón [90], beige [95].

Colecciones: Curvas, Vento.

9 Ash wood Fresno

Ash wood is polyvalent and especially flexible. Its resistance make it a high quality material that, through manual processes, allows curved and durable finishes.

Collection: Aimei.

El fresno es una madera polivalente y especialmente flexible. Su resistencia lo convierte en un material de alta calidad que, a través de procesos manuales, permite acabados curvos y duraderos.

Colección: Aimei.

7 Pressed cellulose Celulosa prensada

The pressed cellulose, through a suitable refining process, is a highly flexible and moldable material. Resistant and high durable, it comes in a wide range of colors. Due to its physical characteristics it is not recommended to wet the material.

Colors & codes: White [42], grey [43], red [46], brown [47], gold yellow [48], medium brown [49], beige [50], green [51], blue [52].

Collections: Bety Eco, Li

La celulosa prensada, a través de un proceso de refinado adecuado, es un material altamente flexible y moldeable. Resistente y de alta durabilidad, se presenta en una amplia gama de colores. Por sus características físicas no se recomienda mojar el material.

Colores y códigos: Blanco [42], gris [43], rojo [46], marrón [47], amarillo oro [48], marrón medio [49], beige [50], verde [51], azul [52].

Colecciones: Bety Eco, Li.

10 Polypropylene strips Tiras de polipropileno

Through traditional basketmaking techniques, we make voluminous and light designs. This highly flexible, resistant and light material is used in strips that are woven among themselves. With an average degree of flammability, this component is easy to maintain.

Color & code: White [B].

Collections: Aros, Tina.

Mediante técnicas de cestería tradicional, realizamos diseños de gran volumen y ligereza. Este material altamente flexible, resistente y ligero se emplea en tiras que se tejen entre sí. Con un grado de flammabilidad media, este componente es de fácil mantenimiento.

Color y código: Blanco [B].

Colecciones: Aros, Tina.

8 Birch wood Abedul

A material of high durability and easy maintenance. The birch wood is characterized by its light color and low contrast, allowing easy manual processing. The light that escapes between the wooden slats turns this material into a warm and elegant wood.

Collection: Woods.

Un material de alta durabilidad y fácil mantenimiento. La madera de abedul caracterizada por su color claro y su bajo contraste, permite un fácil procesado manual. La luz que escapa entre los listones de madera convierte este material en una madera cálida y elegante.

Colección: Woods.

11 Polycarbonate Policarbonato

Through plastic injection technology, this material is consistently made and is available in two colors. The personalized shape of each piece allows the realization of luminaires of large dimensions and easy maintenance

Colors & codes: White [B], black [N].

Collection: V.

Mediante la tecnología de inyección de plástico, se elabora este material consistente y disponible en dos colores. La rigidez y forma personalizada de cada pieza permite la realización de luminarias de grandes dimensiones y de fácil mantenimiento.

Colores: Blanco [B], negro [N].


Colección: V.

6



white
02

7



white
42



medium brown
49

8



beige
95




grey
43



beige
50

9



sand
87



red
46




green
51


10



white
B



dark amber
89




brown
47




blue
52

11



white
B



brown
90



gold yellow
48



black
N

AUTHENTICITY GUARANTEE | GARANTÍA DE AUTENTICIDAD

All lamps are labelled with an identification code and serial number. This fixture is an exclusive and authentic design of the company arturo alvarez. It is entirely handmade in Spain and passes strict quality controls before its entrance into the market.

All our lamps are totally handmade. The differences found in our luminaires and in the different materials used make them unique. Small differences between lamps are not a defect, it is a value because each one is a unique object. The indicated lampshade dimensions are only approximate, never exact.

Todas las lámparas salen con etiquetas que reflejan la referencia y número de serie. Esta lámpara es un diseño exclusivo y auténtico de la empresa arturo alvarez. Está producida y hecha totalmente a mano en España. Pasa estrictos controles de calidad antes de su salida al mercado.

Todas nuestras lámparas están hechas a mano. Las diferencias entre ellas y en los distintos materiales empleados convierten a cada lámpara en única. Pequeñas diferencias entre lámparas de una misma referencia no son un defecto, sino un valor, cada una es un objeto único. Las dimensiones de las tulipas indicadas son sólo aproximadas y nunca exactas.

SYMBOL INDEX | ÍNDICE DE SÍMBOLOS



Awarded by Interior Design Magazine, New York
Premio otorgado por la revista Interior Design de New York



The luminaires made of painted stainless steel mesh can be chosen by RAL or NCS code [see conditions]. Las luminarias realizadas en malla de acero inoxidable pintada podrán elegirse el color mediante código RAL o NCS [ver condiciones].



For North America, these items comply with the UL standard for luminaires under the UL file of arturo alvarez
Para América del Norte, estos artículos cumplen con el estándar UL para luminarias bajo el archivo UL de arturo alvarez



Only for the USA, these items comply with the UL standard for luminaires under the UL file of arturo alvarez
Solo para EE.UU., estos artículos cumplen con el estándar UL para luminarias bajo el archivo UL de arturo alvarez



As awarded by the International Interior Design Association (IIDA) and Hospitality Design magazine
Premio otorgado por International Interior Design Association (IIDA) y la revista Hospitality Design



Fitting is legally approved and comply with the European Mark CE
Luminaria homologada, cumple con la normativa CE



With ground devices
Con toma de tierra



Double insulation and/or reinforced insulation in every part and without ground devices
Doble aislamiento y/o aislamiento en cada parte y sin toma de tierra



As awarded by the Chicago Athenaeum Museum of Architecture and Design
Premio otorgado por Chicago Athenaeum Museo de Arquitectura y Diseño



Luminaire to use with tungsten halogen bulbs with own protection shield
Luminaria diseñada para usar lámparas halógenas de wolframio con pantalla de protección propia



The device is not suitable for installation on normally inflammable surface
Aparato no adaptado para la instalación en superficies normalmente inflamables



According to Americans with Disabilities Act
De acuerdo con la ley de discapacidades de los estadounidenses



Available with LED built-in technology
Disponible con tecnología LED integrada

DALI/Switch DIM
Digital Addressable Lighting Interface

Professional standard bidirectional regulation interface for lighting equipment control
Interfaz profesional estándar de regulación bidireccional para control de equipos de iluminación

PHASE CUT / PHASE CONTROL
Trailing & Leading

Regulation for small installations without adding additional control wiring.
Regulación para instalaciones pequeñas sin necesidad de añadir cableado adicional de control.
PHASE CUT - 230V
PHASE CONTROL - 120V

0-10V
only for 120V

Regulation of luminous flux between 0 and 10V [1-100%] through an analog signal.
Regulación de flujo lumínico entre 0 y 10V [1-100%] a través de una señal analógica.

TECHNICAL CATALOGUE
CATÁLOGO TÉCNICO

TABLE LAMPS
LÁMPARAS DE MESA



LED

Arc ref. AC02

LAMPSHADE TULIPA

Cord
Cordón

One color: white
Un color: blanco



42

SUPPORT SOPORTE

Stainless steel
Acero inoxidable

CABLE

Transparent
Transparente
L 200cm | 78,7in

LIGHT SOURCE BUILT-IN FUENTE DE LUZ INCLUIDA

230V - 50Hz

STRIP 39,4W 3000K 2897lm

120V - 60Hz

STRIP 39,4W 3000K 2897lm

Energy efficiency: A+
Eficiencia energética: A+

NET WEIGHT PESO NETO

8kg | 17,6lb

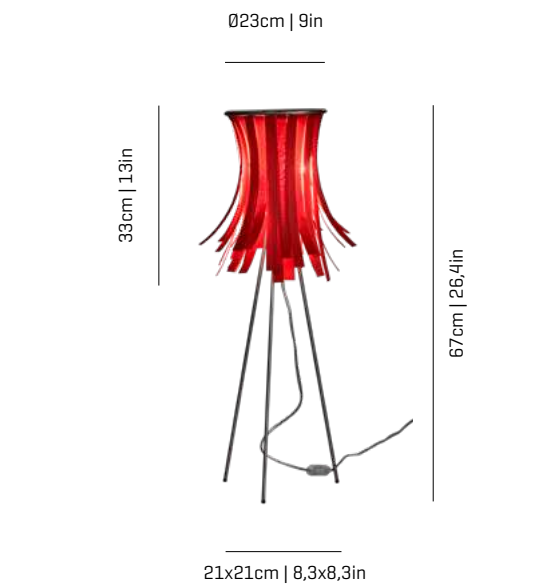


71x71x40 cm
28x28x16 in

10kg | 22lb



Certifications:





Bety Eco ref. BEC001

LAMPSHADE TULIPA

Pressed Cellulose
Celulosa prensada

One color to choose
Un color a elegir



*picture color: 46

*color de la fotografía: 46

SUPPORT SOPORTE

Stainless steel
Acero inoxidable

CABLE

Transparent
Transparente
L 200cm | 78,7in

Energy efficiency: A++ to E
Eficiencia energética: A++ a E

RECOMMENDED BULBS BOMBILLAS RECOMENDADAS

230V - 50Hz

E14 LED Vintage- Max. 1x7 W

E14 LED Standard- Max. 1x7 W

120V - 60Hz

E12 LED - Max. 1x7 W

NET WEIGHT PESO NETO

1,5kg | 3,3lb

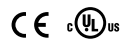


66x32x23 cm
26x12,6x9,1 in

3kg | 6,6lb



Certifications:



LED

Clara ref. CLO2

LAMPSHADE TULIPA

Painted stainless steel
Acero inoxidable pintado

One color: white
Un color: blanco



BL

SUPPORT SOPORTE

Stainless steel
Acero inoxidable

CABLE

Transparent
Transparente
L 200cm | 78,7in

LIGHT SOURCE BUILT-IN FUENTE DE LUZ INCLUIDA

230V - 50Hz

24W 3000K 2527lm built-in
upon request 2700K 2449lm

120-277V - 60Hz

24W 3000K 2527lm built-in
upon request 2700K 2449lm

Energy efficiency: A
Eficiencia energética: A

NET WEIGHT PESO NETO

4,7kg | 10,4lb



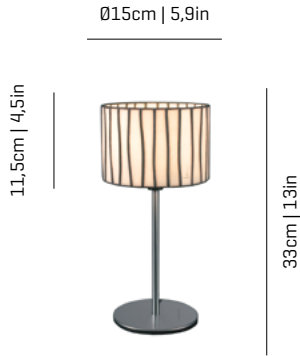
48x90x30 cm
18,9x35,4x11,8 in

10kg | 22lb



Certifications:






Curvas ref. CV01

LAMPSHADE TULIPA

Glass
Vidrio

One color to choose
Un color a elegir



SUPPORT SOPORTE

Painted steel
and stainless steel
Acero pintado y acero
inoxidable

CABLE

Transparent or black
Transparente o negro
L 120cm | 47,2in

RECOMMENDED BULBS BOMBILLAS RECOMENDADAS

230V - 50Hz

- E14 LED Vintage- Max. 1x7 W
- E14 LED Standard- Max. 1x7 W

120V - 60Hz

- E12 LED - Max. 1x7 W

NET WEIGHT PESO NETO

1,9kg | 4,2lb



46x24x25 cm
17,7x9,4x9,8 in

2,6kg | 5,7lb



Certifications:



Energy efficiency: A++ to E
Eficiencia energética: A++ a E



Nevo ref. NE01

LAMPSHADE TULIPA

Painted stainless steel
Acero inoxidable pintado

One color to choose
Un color a elegir



CUSTOM
COLOR

SUPPORT SOPORTE

Painted steel
and stainless steel
Acero pintado
y acero inoxidable

CABLE

Transparent or black
Transparente o negro
L 120cm | 47,2in

RECOMMENDED BULBS BOMBILLAS RECOMENDADAS

230V - 50Hz

- E14 LED Vintage- Max. 2x7 W
- E14 LED Standard- Max. 2x7 W

120V - 60Hz

- E12 LED - Max. 2x7 W

NET WEIGHT PESO NETO

1,6kg | 3,5lb



36x36x31 cm
14,2x14,2x12,2 in

2,5kg | 5,5lb



Certifications:



Energy efficiency: A++ to E
Eficiencia energética: A++ a E

Steel gloss nickel-plated
and stainless steel
Acero niquel-satinado y
acero inoxidable



Nevo ref. NE02

LAMPSHADE TULIPA

Painted stainless steel
Acero inoxidable pintado

One color to choose
Un color a elegir



CUSTOM
COLOR

SUPPORT SOPORTE

Painted steel
and stainless steel
Acero pintado
y acero inoxidable

CABLE

Transparent or black
Transparente o negro
L 200cm | 78,7in

RECOMMENDED BULBS BOMBILLAS RECOMENDADAS

230V - 50Hz

- E14 LED Vintage- Max. 2x7 W
- E14 LED Standard- Max. 2x7 W

120V - 60Hz

- E12 LED - Max. 2x7 W

NET WEIGHT PESO NETO

2kg | 4,4lb



60x60x33 cm
23,6x23,6x13 in

4kg | 8,8lb



Certifications:



Energy efficiency: A++ to E
Eficiencia energética: A++ a E

Steel gloss nickel-plated
and stainless steel
Acero niquel-satinado y
acero inoxidable



Onn ref. ON02

LAMPSHADE TULIPA
Painted stainless steel
Acero inoxidable pintado

One color to choose
Un color a elegir



CUSTOM
COLOR

Steel gloss nickel-plated
and stainless steel
Acero niquel-satinado y
acero inoxidable

SUPPORT SOPORTE
Painted steel
and stainless steel
Acero pintado
y acero inoxidable

CABLE
Transparent or black
Transparente o negro
L 200cm | 78,7in

Energy efficiency: A++ to E
Eficiencia energética: A++ a E

RECOMMENDED BULBS
BOMBILLAS RECOMENDADAS

230V - 50Hz

E14 LED Vintage- Max. 2x7 W

E14 LED Standard- Max. 2x7 W

120V - 60Hz

E12 LED - Max. 2x7 W

NET WEIGHT
PESO NETO

3,5kg | 7,7lb




60x60x33 cm
23,6x23,6x13 in

4,5kg | 9,9lb



Certifications:



LED Pili ref. PL01

LAMPSHADE TULIPA
Painted stainless steel
thread
Hilo de acero inoxidable
pintado

Color: white
Color: blanco



B

SUPPORT SOPORTE
Stainless steel
Acero inoxidable

Dimmable
Regulable

CABLE
Transparent
Transparente
L 200cm | 78,7in

LIGHT SOURCE BUILT-IN
FUENTE DE LUZ INCLUIDA

230V - 50Hz

2,1W 2700K 240lm built-in

120V - 60Hz

2,1W 2700K 240lm built-in

Energy efficiency: A+
Eficiencia energética: A+

NET WEIGHT
PESO NETO

0,5kg | 1,1lb



60x60x21 cm
23,6x23,6x8,3 in
2,6kg | 5,7lb




Certifications:



Shio ref. SH02

LAMPSHADE TULIPA
Plywood
Tablero marino
Painted steel
Acero pintado

One color to choose
Un color a elegir



B

WE

AM

Top and bottom diffuser
Difusor superior e
inferior

CABLE
Transparent or black
Transparente o negro
L 200cm | 78,7in

Energy efficiency: A+ to B
Eficiencia energética: A+ a B

RECOMMENDED BULBS
BOMBILLAS RECOMENDADAS

230V - 50Hz

2GX13 - Max. 1x22 W

120V - 60Hz

2GX13 - Max. 1x22 W

NET WEIGHT
PESO NETO

3kg | 6,6lb



47x47x63 cm
18,5x18,5x24,8 in
5kg | 11lb



Certifications:





Tati ref. TA02

LAMPSHADE TULIPA

Painted stainless steel
Acero inoxidable pintado

One color to choose
Un color a elegir



CUSTOM
COLOR

Steel gloss nickel-plated
and stainless steel
Acero niquel-satinado y
acero inoxidable

SUPPORT SOPORTE

Stainless steel
Acero inoxidable

CABLE

Transparent or black
Transparente o negro
L 200cm | 78,7in

Energy efficiency: A++ to E
Eficiencia energética: A++ a E

RECOMMENDED BULBS BOMBILLAS RECOMENDADAS

230V - 50Hz

E14 LED Vintage- Max. 2x7 W

E14 LED Standard- Max. 2x7 W

120V - 60Hz

E12 LED - Max. 2x7 W

NET WEIGHT PESO NETO

1,6kg | 3,5lb



60x60x33 cm
23,6x23,6x13 in
4kg | 8,8lb



Certifications:



Ura ref. UR01

LAMPSHADE TULIPA

Painted stainless steel
Acero inoxidable pintado

One color to choose
Un color a elegir



CUSTOM
COLOR

SUPPORT SOPORTE

Stainless steel
Acero inoxidable

CABLE

Transparent or black
Transparente o negro
L 120cm | 47,2in

Energy efficiency: A++ to E
Eficiencia energética: A++ a E

RECOMMENDED BULBS BOMBILLAS RECOMENDADAS

230V - 50Hz

E27 LED Vintage- Max. 1x12 W

E27 LED Standard- Max. 1x12 W

120V - 60Hz

E26 LED - Max. 1x12 W

NET WEIGHT PESO NETO

1kg | 2,2lb



66x32x23 cm
26x12,6x9,1 in
1,8kg | 3,9lb



Certifications:



FLOOR LAMPS
LÁMPARAS DE PIE

Ø 143cm | 56,3in



220cm | 86,6in

Africa ref. AF03

LAMPSHADE TULIPA
Painted stainless steel
Acero inoxidable pintado

One color to choose
Un color a elegir



CUSTOM
COLOR

RECOMMENDED BULBS
BOMBILLAS RECOMENDADAS

230V - 50Hz

E27 LED Vintage- Max. 3x12 W

E27 LED Standard- Max. 3x12 W

120V - 60Hz

E26 LED - Max. 3x12 W

NET WEIGHT
PESO NETO
60kg | 132,7lb

154x153x240 cm
60,6x60,2x94,5 in
272kg | 600lb



Certifications:



Transport not included,
price upon request.
Transporte no incluido,
consultar precio.

SUPPORT SOPORTE

Stainless steel
and painted steel
Acero inoxidable
y acero pintado

CABLE

Transparent or black
Transparente o negro
L 250cm | 98,4in

Energy efficiency: A++ to E
Eficiencia energética: A++ a E



135x60cm | 53,1x23,6in

185cm | 72,8in

LED Arc ref. AC03

LAMPSHADE TULIPA
Cord Cordon

One color: white
Un color: blanco



42

LIGHT SOURCE BUILT-IN
FUENTE DE LUZ INCLUIDA

230V - 50Hz

STRIP 95W 4000K 6850lm built-in

100-240V - 60Hz

STRIP 95W 4000K 6850lm built-in

NET WEIGHT
PESO NETO
15kg | 33,1lb

54x160x210 cm
21,3x63x82,7 in
167kg | 368lb



Certifications:



Transport not included,
price upon request.
Transporte no incluido,
consultar precio.


SUPPORT SOPORTE

Painted steel
Acero pintado

CABLE

Transparent
Transparente
L 300cm | 118,1in

Energy efficiency: A+
Eficiencia energética: A+




Aros ref. AR03

LAMPSHADE TULIPA

Polypropylene
Polipropileno

One color: white
Un color: blanco



Painted steel
Acero pintado

SUPPORT SOPORTE

Painted stainless steel
and painted steel
Acero inoxidable
pintado y acero pintado

Bottom diffuser included
Incluye difusor inferior

CABLE

Transparent or black
Transparente o negro
L 250cm | 98,4in

Energy efficiency: A++ to E
Eficiencia energética: A++ a E

RECOMMENDED BULBS BOMBILLAS RECOMENDADAS

230V - 50Hz

E27 LED Vintage- Max. 1x12 W

E27 LED Standard- Max. 1x12 W

120V - 60Hz

E26 LED - Max. 1x12 W

NET WEIGHT PESO NETO


4kg | 8,8lb



155x11x11 cm
61x4,3x4,3 in
60x60x33 cm
23,6x23,6x13 in
7kg | 15,4lb



Certifications:




Aros ref. AR03G

LAMPSHADE TULIPA

Polypropylene
Polipropileno

One color: white
Un color: blanco



Painted steel
Acero pintado

SUPPORT SOPORTE

Painted stainless steel
and painted steel
Acero inoxidable
pintado y acero pintado

Bottom diffuser included
Incluye difusor inferior

CABLE

Transparent or black
Transparente o negro
L 250cm | 98,4in

Energy efficiency: A++ to E
Eficiencia energética: A++ a E

RECOMMENDED BULBS BOMBILLAS RECOMENDADAS

230V - 50Hz

E27 LED Vintage- Max. 1x12 W

E27 LED Standard- Max. 1x12 W

120V - 60Hz

E26 LED - Max. 1x12 W

NET WEIGHT PESO NETO


4,5kg | 9,9lb



180x11x11 cm
70,9x4,3x4,3 in
60x60x33 cm
23,6x23,6x13 in
7,6kg | 15,6lb



Certifications:



Bety Eco ref. BEC003

LAMPSHADE TULIPA

Pressed Cellulose
Celulosa prensada

One color to choose
Un color a elegir



*picture color: 43
*color de la fotografía: 43

SUPPORT SOPORTE

Stainless steel
Acero inoxidable

CABLE

Transparent or black
Transparente o negro
L 250cm | 98,4in

Energy efficiency: A++ to E
Eficiencia energética: A++ a E

RECOMMENDED BULBS BOMBILLAS RECOMENDADAS

230V - 50Hz

E27 LED Vintage- Max. 1x12 W

E27 LED Standard- Max. 1x12 W

120V - 60Hz

E26 LED - Max. 1x12 W

NET WEIGHT PESO NETO

5,5kg | 12,1lb



180x11x11 cm
70,9x4,3x4,3 in
8kg | 17,6lb



Certifications:



35x30cm | 13,8x11,8in

130cm | 51,2in



160cm | 63in



Clara ref. CLO3

LAMPSHADE TULIPA
Painted stainless steel
Acero inoxidable pintado

One color: white
Un color: blanco



BL

SUPPORT SOPORTE
Stainless steel
Acero inoxidable

CABLE
Transparent
Transparente
L 250cm | 98,4in

LIGHT SOURCE BUILT-IN
FUENTE DE LUZ INCLUIDA

230V - 50Hz

35W 3000K 3474lm built-in
upon request 2700K 3367lm

120-277V - 60Hz

35W 3000K 3474lm built-in
upon request 2700K 3367lm

Energy efficiency: A
Eficiencia energética: A

NET WEIGHT
PESO NETO

10kg | 22lb



165x40x35 cm
65x15,7x13,8 in

15kg | 33,1lb



Certifications:



Ø 50cm | 19,7in

23cm | 9,1in



165cm | 65in


Curvas ref. CV03G

LAMPSHADE TULIPA
Glass Vidrio

One color to choose
Un color a elegir



02 87 89



90 95

Top diffuser included
Incluye difusor superior

SUPPORT SOPORTE
Painted steel and
stainless steel
Acero pintado y acero
inoxidable

Dimmable
Regulable

CABLE
Transparent or black
Transparente o negro
L 250cm | 98,4in

Energy efficiency: A++ to E
Eficiencia energética: A++ a E

RECOMMENDED BULBS
BOMBILLAS RECOMENDADAS

ONLY DIMMABLE LED BULBS

230V - 50Hz

E27 LED Vintage- Max. 4x12 W

E27 LED Standard- Max. 4x12 W

120V - 60Hz

E26 LED - Max. 4x12 W

NET WEIGHT
PESO NETO

12,5kg | 25,6lb

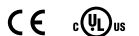


185x45x25 cm
72,8x17,7x9,8 in
60x80x45 cm
23,6x31,5x17,7 in

15kg | 33,1lb



Certifications:



Gea ref. GE03

LAMPSHADE TULIPA
Painted stainless steel
Acero inoxidable pintado

One color to choose
Un color a elegir



BL BE G T

CUSTOM
COLOR



2008

SUPPORT SOPORTE
Painted steel and
stainless steel
Acero pintado y acero
inoxidable

Dimmable
Regulable

CABLE
Transparent or black
Transparente o negro
L 350cm | 137,8in

Energy efficiency: A++ to E
Eficiencia energética: A++ a E

RECOMMENDED BULBS
BOMBILLAS RECOMENDADAS

ONLY DIMMABLE LED BULBS

230V - 50Hz

E27 LED Vintage- Max. 5x12 W

E27 LED Standard- Max. 5x12 W

120V - 60Hz

E26 LED - Max. 5x12 W

NET WEIGHT
PESO NETO

14,5kg | 32lb



189x44x27 cm
74,4x17,3x10,6 in

19kg | 41,9lb



Certifications:



18x24cm | 7,1x9,4in



Shio ref. SH03

LAMPSHADE TULIPA

Plywood
Tablero marino

Painted steel
Acero pintado

One color to choose
Un color a elegir



Top and bottom diffuser
Difusor superior e inferior

CABLE

Transparent or black
Transparente o negro
L 400cm | 157,5in

Energy efficiency: A+ to B
Eficiencia energética: A+ a B

RECOMMENDED BULBS BOMBILLAS RECOMENDADAS

230V - 50Hz

26X13 - Max. 1x55 W

120V - 60Hz

26X13 - Max. 1x55 W

NET WEIGHT PESO NETO

9,6kg | 21,2lb


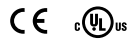


156x10x10 cm
61,4x3,9x3,9 in
60x60x22 cm
23,6x23,6x8,7 in

11,9kg | 26,2lb



Certifications:



Tina ref. TN03

LAMPSHADE TULIPA

Polypropylene
Polipropileno

Painted steel
Acero pintado

One color: white
Un color: blanco



SUPPORT SOPORTE

Painted Stainless steel
and painted steel
Acero inoxidable
pintado y acero pintado

CABLE

Transparent or black
Transparente o negro
L 400cm | 157,5in

Energy efficiency: A++ to E
Eficiencia energética: A++ a E

RECOMMENDED BULBS BOMBILLAS RECOMENDADAS

230V - 50Hz

E27 LED Vintage- Max. 1x12 W

E27 LED Standard- Max. 1x12 W

120V - 60Hz

E26 LED - Max. 1x12 W

NET WEIGHT PESO NETO

5,2kg | 11,5lb

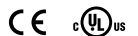


126x32x33 cm
49,6x12,6x13 in

6,5kg | 14,3lb



Certifications:



Ura ref. UR03

LAMPSHADE TULIPA

Painted stainless steel
Acero inoxidable pintado

One color to choose
Un color a elegir



CUSTOM
COLOR

SUPPORT SOPORTE

Stainless steel
Acero inoxidable

Dimmable
Regulable

CABLE

Transparent or black
Transparente o negro
L 350cm | 137,8in

Energy efficiency: A++ to E
Eficiencia energética: A++ a E

RECOMMENDED BULBS BOMBILLAS RECOMENDADAS

ONLY DIMMABLE LED BULBS

230V - 50Hz

E27 LED Vintage- Max. 3x12 W

E27 LED Standard- Max. 3x12 W

120V - 60Hz

E26 LED - Max. 3x12 W

NET WEIGHT PESO NETO

7,6kg | 16,8lb

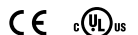


110x42x42cm
43,3x16,5x16,5 in

12,5kg | 27,6lb



Certifications:



Ø38cm | 15in

40cm | 15.7in



169cm | 64.2in

Virginia ref. VG03A

LAMPSHADE TULIPA
Painted stainless steel
Acero inoxidable pintado

SUPPORT SOPORTE
Stainless steel
Acero inoxidable

RECOMMENDED BULBS
BOMBILLAS RECOMENDADAS

NET WEIGHT
PESO NETO

One color to choose
Un color a elegir



CUSTOM COLOR

CABLE
Transparent
Transparente
L 250cm | 98,4in

230V - 50Hz

E27 LED Vintage- Max. 1x12 W

E27 LED Standard- Max. 1x12 W

120V - 60Hz

E26 LED - Max. 1x12 W

10,5kg | 23,1lb



155x11x11 cm
61x4,3x4,3 in
44x44x50 cm
17,3x17,3x19,7 in

12kg | 26,5lb



Certifications:



Energy efficiency: A++ to E
Eficiencia energética: A++ a E

Ø35cm | 13,8in

30cm | 11,8in



153cm | 60,2in

Virginia ref. VG03B


LAMPSHADE TULIPA
Painted stainless steel
Acero inoxidable pintado

SUPPORT SOPORTE
Stainless steel
Acero inoxidable

RECOMMENDED BULBS
BOMBILLAS RECOMENDADAS

NET WEIGHT
PESO NETO

One color to choose
Un color a elegir



CUSTOM COLOR

CABLE
Transparent
Transparente
L 250cm | 98,4in

230V - 50Hz

E27 LED Vintage- Max. 1x12 W

E27 LED Standard- Max. 1x12 W

120V - 60Hz

E26 LED - Max. 1x12 W

10kg | 22lb

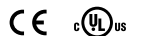


155x11x11 cm
61x4,3x4,3 in
41x41x40 cm
16,1x16,15,7 in

11,5kg | 25,3lb




Certifications:



Energy efficiency: A++ to E
Eficiencia energética: A++ a E

29cm | 11,4in

Ø 80cm | 31,5in



173cm | 68,1in

V ref. VV03

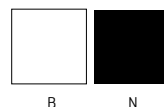
LAMPSHADE TULIPA
Polycarbonate
Policarbonato

SUPPORT SOPORTE
Painted steel
Acero pintado

RECOMMENDED BULBS
BOMBILLAS RECOMENDADAS

NET WEIGHT
PESO NETO

One color to choose
Un color a elegir



Glass diffuser
Difusor de vidrio

CABLE
Transparent or black
Transparente o negro
L 400cm | 157,54in

Energy efficiency: A++ to E
Eficiencia energética: A++ a E

230V - 50Hz

E27 LED Vintage- Max. 1x8 W

E27 LED Standard- Max. 1x8 W

120V - 60Hz

E26 LED - Max. 1x8 W

12kg | 26,5lb

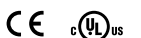


163x42x11 cm
64,2x16,5x4,3 in
84x84x38 cm
33x33x15 in

18,8kg | 41,4lb



Certifications:



PENDANT LAMPS

LÁMPARAS COLGANTES



LED

Aimei ref. A104

LAMPSHADE TULIPA

Ash wood
Fresno

DIFFUSER DIFUSOR

Glass sphere
Esfera de vidrio

CANOPY FLORÓN

Steel gloss nickel-plated
Acero níquel-satinado

230V: Ø12cm | 4,7in
120V: Ø12cm | 4,7in

CABLE

Transparent
Transparente

Standard: 200cm | 78,7in
Length/largo customizable
120V: 200cm | 78,7in

LIGHT SOURCE BUILT-IN FUENTE DE LUZ INCLUIDA

230V - 50Hz

8W 3000K 1067lm built-in
upon request 2700K 960lm

Dimming system DALI / Switch DIM
upon request PHASE CUT

120V - 60Hz

8W 3000K 1067lm built-in
upon request 2700K 960lm

Dimming system PHASE CONTROL

Energy efficiency: A+
Eficiencia energética: A+

NET WEIGHT PESO NETO

9,5kg | 21lb



95x95x88 cm
37,4x37,4x34,6 in

39kg | 86lb



Certifications:





Aros ref. ARO4

LAMPSHADE TULIPA

Polypropylene
Polipropileno

Painted steel
Acero pintado

One color: white
Un color: blanco



B

CANOPY FLORÓN

Steel gloss nickel-plated
Acero níquel-satinado

230V: Ø8cm | 3.1in
120V: Ø12cm | 4.7in

CABLE

Transparent or black
Transparente o negro

Standard: 150cm | 59.1in
Lenght/largo customizable
120V: 200cm | 78.7in

Energy efficiency: A++ to E
Eficiencia energética: A++ a E

RECOMMENDED BULBS BOMBILLAS RECOMENDADAS

230V - 50Hz

E27 LED Vintage- Max. 1x12 W

E27 LED Standard- Max. 1x12 W

120V - 60Hz

E26 LED - Max. 1x12 W

NET WEIGHT PESO NETO

1,1kg | 2,4lb



60x60x33 cm
23,6x23,6x13 in
3,2kg | 7,9lb




Certifications:



Aros ref. ARO4-LD

LED / DIMMABLE



LAMPSHADE TULIPA

Polypropylene
Polipropileno

Painted steel
Acero pintado

One color: white
Un color: blanco



B

CANOPY FLORÓN

Steel gloss nickel-plated
Acero níquel-satinado

230V: Ø14,2cm | 5,6in
120V: Ø14,2cm | 5,6in

CABLE

Transparent or black
Transparente o negro

Standard: 150cm | 59.1in
Lenght/largo customizable
120V: 200cm | 78.7in

Bottom diffuser
Difusor inferior

LIGHT SOURCE BUILT-IN FUENTE DE LUZ INCLUIDA

230V - 50Hz

18,1W 3000K 1776lm built-in
upon request 2700K 1645lm

Dimming system DALI / Switch DIM
upon request PHASE CUT

100-277V - 60Hz

18,1W 3000K 1776lm built-in
upon request 2700K 1645lm

Dimming system 0-10 V
upon request PHASE CONTROL (only 120V)

Energy efficiency: A+
Eficiencia energética: A+

NET WEIGHT PESO NETO

2kg | 4,4lb



60x60x33 cm
23,6x23,6x13 in
3,3kg | 7,4lb



Certifications:




Ballet Plié ref. BAPI04



LAMPSHADE TULIPA

Painted stainless steel
Acero inoxidable pintado

One color to choose
Un color a elegir



Stainless steel
Acero inoxidable

CANOPY FLORÓN

Steel gloss nickel-plated
Acero níquel-satinado

230V: Ø8cm | 3.1in
120V: Ø12cm | 4.7in

CABLE

Transparent or black
Transparente o negro

Standard: 150cm | 59.1in
Lenght/largo customizable
120V: 200cm | 78.7in

Energy efficiency: A++ to E
Eficiencia energética: A++ a E

RECOMMENDED BULBS BOMBILLAS RECOMENDADAS

230V - 50Hz

E27 LED Vintage- Max. 1x12 W

E27 LED Standard- Max. 1x12 W

120V - 60Hz

E26 LED - Max. 1x12 W

NET WEIGHT PESO NETO

1,2kg | 2,6lb



60x60x33 cm
23,6x23,6x13 in
3,6kg | 7,2lb



Certifications:





Ballet Plié ref. BAPI04-LD

LED / DIMMABLE

LAMPSHADE TULIPA
Painted stainless steel
Acero inoxidable pintado

One color to choose
Un color a elegir



Stainless steel
Acero inoxidable

Inside diffuser
Difusor interior

CANOPY FLORÓN
Steel gloss nickel-plated
Acero níquel-satinado

230V: Ø14,2cm | 5,6in
120V: Ø14,2cm | 5,6in

CABLE
Transparent or black
Transparente o negro
Standard: 150cm | 59,1in
Length/largo customizable
120V: 200cm | 78,7in

LIGHT SOURCE BUILT-IN
FUENTE DE LUZ INCLUIDA

230V - 50Hz

● 18,1W 3000K 1776lm built-in
upon request 2700K 1645lm
Dimming system DALI / Switch DIM
upon request PHASE CUT

100-277V - 60Hz

● 18,1W 3000K 1776lm built-in
upon request 2700K 1645lm

Dimming system 0-10 V
upon request PHASE CONTROL (only 120V)

Energy efficiency: A+
Eficiencia energética: A+

NET WEIGHT
PESO NETO

2,1kg | 4,6lb



60x60x33 cm
23,6x23,6x13 in
4,3kg | 9,7lb



Certifications:
CE cULus

Ballet Relevé ref. BARE04

RECOMMENDED BULBS
BOMBILLAS RECOMENDADAS

230V - 50Hz

● E27 LED Vintage- Max. 1x12 W

● E27 LED Standard- Max. 1x12 W

120V - 60Hz

● E26 LED - Max. 1x12 W

NET WEIGHT
PESO NETO

1kg | 2,2lb



44x44x40 cm
17,3x17,3x15,7 in
2kg | 4,6lb



Certifications:
CE cULus



LAMPSHADE TULIPA
Painted stainless steel
Acero inoxidable pintado

One color to choose
Un color a elegir



Stainless steel
Acero inoxidable

CANOPY FLORÓN
Steel gloss nickel-plated
Acero níquel-satinado

230V: Ø8cm | 3,1in
120V: Ø12cm | 4,7in

CABLE
Transparent or black
Transparente o negro
Standard: 150cm | 59,1in
Length/largo customizable
120V: 200cm | 78,7in

Energy efficiency: A++ to E
Eficiencia energética: A++ a E




Ballet Relevé ref. BARE04-LD

LED / DIMMABLE

LAMPSHADE TULIPA
Painted stainless steel
Acero inoxidable pintado

One color to choose
Un color a elegir



Stainless steel
Acero inoxidable

Bottom diffuser
Difusor inferior

CANOPY FLORÓN
Steel gloss nickel-plated
Acero níquel-satinado

230V: Ø14,2cm | 5,6in
120V: Ø14,2cm | 5,6in

CABLE
Transparent or black
Transparente o negro
Standard: 150cm | 59,1in
Length/largo customizable
120V: 200cm | 78,7in

LIGHT SOURCE BUILT-IN
FUENTE DE LUZ INCLUIDA

230V - 50Hz

● 18,1W 3000K 1776lm built-in
upon request 2700K 1645lm
Dimming system DALI / Switch DIM
upon request PHASE CUT

100-277V - 60Hz

● 18,1W 3000K 1776lm built-in
upon request 2700K 1645lm

Dimming system 0-10 V
upon request PHASE CONTROL (only 120V)

Energy efficiency: A+
Eficiencia energética: A+

NET WEIGHT
PESO NETO

1,7kg | 3,7lb



44x44x40 cm
17,3x17,3x15,7 in
2,8kg | 6,3lb



Certifications:
CE cULus



Ballet Elancé ref. BALA04



42cm | 16,5in

47x36cm | 18,5x14,2in

LAMPSHADE TULIPA

Painted stainless steel
Acero inoxidable pintado

One color to choose
Un color a elegir



BL BE G T

CUSTOM
COLOR

Stainless steel
Acero inoxidable

CANOPY FLORÓN

Steel gloss nickel-plated
Acero níquel-satinado

230V: Ø8cm | 3,1in
120V: Ø12cm | 4,7in

CABLE

Transparent or black
Transparente o negro

Standard: 150cm | 59,1in
Lenght/largo customizable
120V: 200cm | 78,7in

Energy efficiency: A++ to E
Eficiencia energética: A++ a E

RECOMMENDED BULBS BOMBILLAS RECOMENDADAS

230V - 50Hz

E27 LED Vintage- Max. 1x12 W

E27 LED Standard- Max. 1x12 W

120V - 60Hz

E26 LED - Max. 1x12 W

NET WEIGHT PESO NETO

1,1kg | 2,4lb



44x44x40 cm
17,3x17,3x15,7 in
2,4kg | 5,3lb



Certifications:



Ballet Elancé ref. BALA04-LD LED / DIMMABLE



42cm | 16,5in

47x36cm | 18,5x14,2in

LAMPSHADE TULIPA

Painted stainless steel
Acero inoxidable pintado

One color to choose
Un color a elegir



BL BE G T

CUSTOM
COLOR

Stainless steel
Acero inoxidable

Inside diffuser
Difusor interior

CANOPY FLORÓN

Steel gloss nickel-plated
Acero níquel-satinado

230V: Ø14,2cm | 5,6in
120V: Ø14,2cm | 5,6in

CABLE

Transparent or black
Transparente o negro

Standard: 150cm | 59,1in
Lenght/largo customizable
120V: 200cm | 78,7in

LIGHT SOURCE BUILT-IN FUENTE DE LUZ INCLUIDA

230V - 50Hz

18,1W 3000K 1776lm built-in
upon request 2700K 1645lm

Dimming system DALI / Switch DIM
upon request PHASE CUT

100-277V - 60Hz

18,1W 3000K 1776lm built-in
upon request 2700K 1645lm

Dimming system 0-10 V
upon request PHASE CONTROL (only 120V)

Energy efficiency: A+
Eficiencia energética: A+

NET WEIGHT PESO NETO

1,9kg | 4,2lb



44x44x40 cm
17,3x17,3x15,7 in
3,2kg | 7lb



Certifications:



Bety Eco ref. BEC004



52cm | 20,5in

Ø 42cm | 16,5in

LAMPSHADE TULIPA

Pressed Cellulose
Celulosa prensada

One color to choose
Un color a elegir



*picture color: 42
*color de la fotografía: 42

CANOPY FLORÓN

Steel gloss nickel-plated
Acero níquel-satinado

230V: Ø8cm | 3,1in
120V: Ø12cm | 4,7in

CABLE

Transparent or black
Transparente o negro

Standard: 150cm | 59,1in
Lenght/largo customizable
120V: 200cm | 78,7in

Energy efficiency: A++ to E
Eficiencia energética: A++ a E

RECOMMENDED BULBS BOMBILLAS RECOMENDADAS

230V - 50Hz

E27 LED Vintage- Max. 1x12 W

E27 LED Standard- Max. 1x12 W

120V - 60Hz

E26 LED - Max. 1x12 W

NET WEIGHT PESO NETO

2,1kg | 4,6lb



47x47x63 cm
18,5x18,5x24,8 in
3kg | 6,6lb



Certifications:



LED


Bety Eco ref. BEC004-LD

LED / DIMMABLE



52cm | 20,5in

Ø 42cm | 16,5in

LAMPSHADE TULIPAPressed Cellulose
Celulosa prensadaOne color to choose
Un color a elegir

42

43

46

47

48

49

50

51

52

*picture color: 42

*color de la fotografía: 42

CANOPY FLORÓNSteel gloss nickel-plated
Acero níquel-satinado230V: Ø14,2cm | 5,6in
120V: Ø14,2cm | 5,6in**CABLE**Transparent or black
Transparente o negroStandard: 150cm | 59,1in
Length/largo customizable
120V: 200cm | 78,7in**LIGHT SOURCE BUILT-IN**
FUENTE DE LUZ INCLUIDA

230V - 50Hz

 18,1W 3000K 1776lm built-in
upon request 2700K 1645lm
Dimming system DALI / Switch DIM
upon request PHASE CUT

100-277V - 60Hz

 18,1W 3000K 1776lm built-in
upon request 2700K 1645lm
Dimming system 0-10 V
upon request PHASE CONTROL [only 120V]Energy efficiency: A+
Eficiencia energética: A+**NET WEIGHT**
PESO NETO

2,5kg | 5,5lb

47x47x63 cm
18,5x18,5x24,8 in
4kg | 8,8lb

Certifications:

**Blum** ref. BLO4

40cm | 16in

Ø 40cm | 16in

LAMPSHADE TULIPAPainted stainless steel
thread
Hilo de acero inoxidable
pintadoOne color : white
Un color: blanco

B

CANOPY FLORÓNSteel gloss nickel-plated
Acero níquel-satinado230V: Ø8cm | 3,1in
120V: Ø12cm | 4,7in**CABLE**Transparent or black
Transparente o negroStandard: 150cm | 59,1in
Length/largo customizable
120V: 200cm | 78,7inEnergy efficiency: A++ to E
Eficiencia energética: A++ a E**RECOMMENDED BULBS**
BOMBILLAS RECOMENDADAS

230V - 50Hz

E27 LED Vintage- Max. 1x12 W

E27 LED Standard- Max. 1x12 W

120V - 60Hz

E26 LED - Max. 1x12 W

NET WEIGHT
PESO NETO

1,3kg | 2,9lb

44x44x40 cm
17,3x17,3x15,7 in
2,7kg | 5,1lb

Certifications:

**Caos** ref. CA04A

35cm | 13,8in

Ø 35cm | 13,8in

LAMPSHADE TULIPACord
CordónOne color to choose
Un color a elegir

42

43

46

47

48

49

50

51

52

Stainless steel
Acero inoxidable**CANOPY FLORÓN**Steel gloss nickel-plated
Acero níquel-satinado230V: Ø8cm | 3,1in
120V: Ø12cm | 4,7in**CABLE**Transparent or black
Transparente o negroStandard: 150cm | 59,1in
Length/largo customizable
120V: 200cm | 78,7inEnergy efficiency: A++ to E
Eficiencia energética: A++ a E**RECOMMENDED BULBS**
BOMBILLAS RECOMENDADAS

230V - 50Hz

E27 LED Vintage- Max. 1x12 W

E27 LED Standard- Max. 1x12 W

120V - 60Hz

E26 LED - Max. 1x12 W

NET WEIGHT
PESO NETO

1,1kg | 2,4lb

44x44x40 cm
17,3x17,3x15,7 in
1,5kg | 3,3lb

Certifications:



LED

Caos ref. CA04A-LD

LED / DIMMABLE

**LAMPSHADE TULIPA**Cord
CordónOne color to choose
Un color a elegirStainless steel
Acero inoxidableBottom diffuser
Difusor inferior**CANOPY FLORÓN**Steel gloss nickel-plated
Acero níquel-satinado230V: Ø14,2cm | 5,6in
120V: Ø14,2cm | 5,6in**CABLE**Transparent or black
Transparente o negroStandard: 150cm | 59,1in
Length/largo customizable
120V: 200cm | 78,7in**LIGHT SOURCE BUILT-IN**
FUENTE DE LUZ INCLUIDA

230V - 50Hz

 18,1W 3000K 1776lm built-in
upon request 2700K 1645lm
Dimming system DALI / Switch DIM
upon request PHASE CUT

100-277V - 60Hz

 18,1W 3000K 1776lm built-in
upon request 2700K 1645lm
Dimming system 0-10 V
upon request PHASE CONTROL [only 120V]Energy efficiency: A+
Eficiencia energética: A+**NET WEIGHT**
PESO NETO

1,8kg | 4lb

44x44x40 cm
17,3x17,3x15,7 in

2kg | 4,6lb



Certifications:

**Caos** ref. CA04B**LAMPSHADE TULIPA**Cord
CordónOne color to choose
Un color a elegirStainless steel
Acero inoxidable**CANOPY FLORÓN**Steel gloss nickel-plated
Acero níquel-satinado230V: Ø8cm | 3,1in
120V: Ø12cm | 4,7in**CABLE**Transparent or black
Transparente o negroStandard: 150cm | 59,1in
Length/largo customizable
120V: 200cm | 78,7inEnergy efficiency: A++ to E
Eficiencia energética: A++ a E**RECOMMENDED BULBS**
BOMBILLAS RECOMENDADAS

230V - 50Hz

E27 LED Vintage- Max. 1x12 W

E27 LED Standard- Max. 1x12 W

120V - 60Hz

E26 LED - Max. 1x12 W

NET WEIGHT
PESO NETO

1,1kg | 2,4lb

36x36x30 cm
14,2x14,2x11,8 in
1,5kg | 3,3lb

Certifications:



LED

Caos ref. CA04B-LD

LED / DIMMABLE

**LAMPSHADE TULIPA**Cord
CordónOne color to choose
Un color a elegirStainless steel
Acero inoxidableBottom diffuser
Difusor inferior**CANOPY FLORÓN**Steel gloss nickel-plated
Acero níquel-satinado230V: Ø14,2cm | 5,6in
120V: Ø14,2cm | 5,6in**CABLE**Transparent or black
Transparente o negroStandard: 150cm | 59,1in
Length/largo customizable
120V: 200cm | 78,7in**LIGHT SOURCE BUILT-IN**
FUENTE DE LUZ INCLUIDA

230V - 50Hz

 18,1W 3000K 1776lm built-in
upon request 2700K 1645lm
Dimming system DALI / Switch DIM
upon request PHASE CUT

100-277V - 60Hz

 18,1W 3000K 1776lm built-in
upon request 2700K 1645lm
Dimming system 0-10 V
upon request PHASE CONTROL [only 120V]Energy efficiency: A+
Eficiencia energética: A+**NET WEIGHT**
PESO NETO

1,7kg | 3,7lb

36x36x30 cm
14,2x14,2x11,8 in
2kg | 4,6lb

Certifications:



Caos ref. CA04AG



LAMPSHADE TULIPA

Cord
Cordón

One color to choose
Un color a elegir



Stainless steel
Acero inoxidable

CANOPY FLORÓN

Steel gloss nickel-plated
Acero niquel-satinado

230V: Ø8cm | 3,1in
120V: Ø12cm | 4,7in

CABLE

Transparent or black
Transparente o negro
Standard: 150cm | 59,1in
Lenght/largo customizable
120V: 200cm | 78,7in

Energy efficiency: A++ to E
Eficiencia energética: A++ a E

RECOMMENDED BULBS BOMBILLAS RECOMENDADAS

230V - 50Hz

E27 LED Vintage- Max. 1x12 W

E27 LED Standard- Max. 1x12 W

120V - 60Hz

E26 LED - Max. 1x12 W

NET WEIGHT PESO NETO

1,7kg | 3,7lb



51x51x53 cm
20x20x20,9 in
3,8kg | 8,6lb



Certifications:

LED

Caos ref. CA04AG-LD

LED / DIMMABLE



LAMPSHADE TULIPA

Cord
Cordón

One color to choose
Un color a elegir



Stainless steel
Acero inoxidable

Bottom diffuser
Difusor inferior

CANOPY FLORÓN

Steel gloss nickel-plated
Acero niquel-satinado

230V: Ø14,2cm | 5,6in
120V: Ø14,2cm | 5,6in

CABLE

Transparent or black
Transparente o negro
Standard: 150cm | 59,1in
Lenght/largo customizable
120V: 200cm | 78,7in

LIGHT SOURCE BUILT-IN FUENTE DE LUZ INCLUIDA

230V - 50Hz

18,1W 3000K 1776lm built-in
upon request 2700K 1645lm

Dimming system DALI / Switch DIM
upon request PHASE CUT

100-277V - 60Hz

18,1W 3000K 1776lm built-in
upon request 2700K 1645lm

Dimming system 0-10 V
upon request PHASE CONTROL (only 120V)

Energy efficiency: A+
Eficiencia energética: A+

NET WEIGHT PESO NETO

2,3kg | 5,1lb



51x51x53 cm
20x20x20,9 in
4kg | 8,8lb



Certifications:


Coral Cay ref. COCY04



LAMPSHADE TULIPA

Painted stainless steel
Acero inoxidable pintado

One color to choose
Un color a elegir



CUSTOM
COLOR

Stainless steel
Acero inoxidable

CANOPY FLORÓN

Steel gloss nickel-plated
Acero niquel-satinado

230V: Ø8cm | 3,1in
120V: Ø12cm | 4,7in

CABLE

Transparent or black
Transparente o negro
Standard: 150cm | 59,1in
Lenght/largo customizable
120V: 200cm | 78,7in

Energy efficiency: A++ to E
Eficiencia energética: A++ a E

RECOMMENDED BULBS BOMBILLAS RECOMENDADAS

230V - 50Hz

E27 LED Vintage- Max. 1x12 W

E27 LED Standard- Max. 1x12 W

120V - 60Hz

E26 LED - Max. 1x12 W

NET WEIGHT PESO NETO

1,1kg | 2,4lb



36x36x30 cm
14,2x14,2x11,8 in
1,6kg | 3,4lb



Certifications:

LED

Coral Cay ref. COCY04-LD

LED / DIMMABLE



LAMPSHADE TULIPA
Painted stainless steel
Acero inoxidable pintado

One color to choose
Un color a elegir



CUSTOM COLOR

Stainless steel
Acero inoxidable

Bottom diffuser
Difusor inferior

CANOPY FLORÓN
Steel gloss nickel-plated
Acero níquel-satinado

230V: Ø14,2cm | 5,6in
120V: Ø14,2cm | 5,6in

CABLE
Transparent or black
Transparente o negro

Standard: 150cm | 59,1in
Lenght/largo customizable
120V: 200cm | 78,7in

LIGHT SOURCE BUILT-IN
FUENTE DE LUZ INCLUIDA

230V - 50Hz

● 18,1W 3000K 1776lm built-in
upon request 2700K 1645lm

Dimming system DALI / Switch DIM
upon request PHASE CUT

100-277V - 60Hz

● 18,1W 3000K 1776lm built-in
upon request 2700K 1645lm

Dimming system 0-10 V
upon request PHASE CONTROL (only 120V)

Energy efficiency: A+
Eficiencia energética: A+

NET WEIGHT
PESO NETO

1,3kg | 2,9lb



36x36x30 cm
14,2x14,2x11,8 in
2,1kg | 4,1lb




Certifications:

**Coral Galaxea** ref. COGA04

LAMPSHADE TULIPA
Painted stainless steel
Acero inoxidable pintado

One color to choose
Un color a elegir



CUSTOM COLOR

Stainless steel
Acero inoxidable

CANOPY FLORÓN
Steel gloss nickel-plated
Acero níquel-satinado

230V: Ø8cm | 3,1in
120V: Ø12cm | 4,7in

CABLE
Transparent or black
Transparente o negro

Standard: 150cm | 59,1in
Lenght/largo customizable
120V: 200cm | 78,7in

RECOMMENDED BULBS
BOMBILLAS RECOMENDADAS

230V - 50Hz

● E27 LED Vintage- Max. 1x12 W

● E27 LED Standard- Max. 1x12 W

120V - 60Hz

● E26 LED - Max. 1x12 W

NET WEIGHT
PESO NETO

1,2kg | 2,6lb



36x36x30 cm
14,2x14,2x11,8 in
1,7kg | 3,7lb



Certifications:



LED


Coral Galaxea ref. COGA04-LD

LED / DIMMABLE



LAMPSHADE TULIPA
Painted stainless steel
Acero inoxidable pintado

One color to choose
Un color a elegir



CUSTOM COLOR

Stainless steel
Acero inoxidable

Bottom diffuser
Difusor inferior

CANOPY FLORÓN
Steel gloss nickel-plated
Acero níquel-satinado

230V: Ø14,2cm | 5,6in
120V: Ø14,2cm | 5,6in

CABLE
Transparent or black
Transparente o negro

Standard: 150cm | 59,1in
Lenght/largo customizable
120V: 200cm | 78,7in

LIGHT SOURCE BUILT-IN
FUENTE DE LUZ INCLUIDA

230V - 50Hz

● 18,1W 3000K 1776lm built-in
upon request 2700K 1645lm

Dimming system DALI / Switch DIM
upon request PHASE CUT

100-277V - 60Hz

● 18,1W 3000K 1776lm built-in
upon request 2700K 1645lm

Dimming system 0-10 V
upon request PHASE CONTROL (only 120V)

Energy efficiency: A+
Eficiencia energética: A+

NET WEIGHT
PESO NETO

1,9kg | 4,2lb



36x36x30 cm
14,2x14,2x11,8 in
2,7kg | 5,9lb



Certifications:





Coral Reef ref. CORE04

LAMPSHADE TULIPA

Painted stainless steel
Acero inoxidable pintado

One color to choose
Un color a elegir



CUSTOM
COLOR

Stainless steel
Acero inoxidable

CANOPY FLORÓN

Steel gloss nickel-plated
Acero níquel-satinado

230V: Ø8cm | 3,1in
120V: Ø12cm | 4,7in

CABLE

Transparent or black
Transparente o negro

Standard: 150cm | 59,1in
Length/largo customizable
120V: 200cm | 78,7in

Energy efficiency: A++ to E
Eficiencia energética: A++ a E

RECOMMENDED BULBS BOMBILLAS RECOMENDADAS

230V - 50Hz

E27 LED Vintage- Max. 1x12 W

E27 LED Standard- Max. 1x12 W

120V - 60Hz

E26 LED - Max. 1x12 W

NET WEIGHT PESO NETO

1,6kg | 3,5lb



66x32x23 cm
26x12,6x9,1
2,2kg | 4,8lb



Certifications:



LED

Coral Reef ref. CORE04-LD LED / DIMMABLE



LAMPSHADE TULIPA

Painted stainless steel
Acero inoxidable pintado

One color to choose
Un color a elegir



CUSTOM
COLOR

Stainless steel
Acero inoxidable

Bottom diffuser
Difusor inferior

CANOPY FLORÓN

Steel gloss nickel-plated
Acero níquel-satinado

230V: Ø14,2cm | 5,6in
120V: Ø14,2cm | 5,6in

CABLE

Transparent or black
Transparente o negro

Standard: 150cm | 59,1in
Length/largo customizable
120V: 200cm | 78,7in

LIGHT SOURCE BUILT-IN FUENTE DE LUZ INCLUIDA

230V - 50Hz

18,1W 3000K 1776lm built-in
upon request 2700K 1645lm

Dimming system DALI / Switch DIM
upon request PHASE CUT

100-277V - 60Hz

18,1W 3000K 1776lm built-in
upon request 2700K 1645lm

Dimming system 0-10 V
upon request PHASE CONTROL (only 120V)

Energy efficiency: A+
Eficiencia energética: A+

NET WEIGHT PESO NETO

2,4kg | 5,3lb



66x32x23 cm
26x12,6x9,1 in
2,9kg | 6,4lb



Certifications:




Coral Sea ref. COSE04



LAMPSHADE TULIPA

Painted stainless steel
Acero inoxidable pintado

One color to choose
Un color a elegir



CUSTOM
COLOR

Stainless steel
Acero inoxidable

CANOPY FLORÓN

Steel gloss nickel-plated
Acero níquel-satinado

230V: Ø8cm | 3,1in
120V: Ø12cm | 4,7in

CABLE

Transparent or black
Transparente o negro

Standard: 150cm | 59,1in
Length/largo customizable
120V: 200cm | 78,7in

Energy efficiency: A++ to E
Eficiencia energética: A++ a E

RECOMMENDED BULBS BOMBILLAS RECOMENDADAS

230V - 50Hz

E27 LED Vintage- Max. 1x12 W

E27 LED Standard- Max. 1x12 W

120V - 60Hz

E26 LED - Max. 1x12 W

NET WEIGHT PESO NETO

1,4kg | 3,1lb



36x36x30 cm
14,2x14,2x11,8 in
2kg | 4,4lb



Certifications:





Coral Sea ref. COSE04-LD

LED / DIMMABLE

LAMPSHADE TULIPA
Painted stainless steel
Acero inoxidable pintado

One color to choose
Un color a elegir



Stainless steel
Acero inoxidable

Bottom diffuser
Difusor inferior

CANOPY FLORÓN
Steel gloss nickel-plated
Acero níquel-satinado

230V: Ø14,2cm | 5,6in
120V: Ø14,2cm | 5,6in

CABLE
Transparent or black
Transparente o negro
Standard: 150cm | 59,1in
Length/largo customizable
120V: 200cm | 78,7in

LIGHT SOURCE BUILT-IN
FUENTE DE LUZ INCLUIDA

230V - 50Hz

18,1W 3000K 1776lm built-in
upon request 2700K 1645lm

Dimming system DALI / Switch DIM
upon request PHASE CUT

100-277V - 60Hz

18,1W 3000K 1776lm built-in
upon request 2700K 1645lm

Dimming system 0-10 V
upon request PHASE CONTROL [only 120V]

Energy efficiency: A+
Eficiencia energética: A+

NET WEIGHT
PESO NETO

1,9kg | 4,2lb



44x44x40 cm
17,3x17,3x15,7 in
2,5kg | 5,5lb



Certifications:



Coral Seurchin ref. COAU04

LAMPSHADE TULIPA
Painted stainless steel
Acero inoxidable pintado

One color to choose
Un color a elegir



Stainless steel
Acero inoxidable

CANOPY FLORÓN
Steel gloss nickel-plated
Acero níquel-satinado

230V: Ø8cm | 3,1in
120V: Ø12cm | 4,7in

CABLE
Transparent or black
Transparente o negro
Standard: 150cm | 59,1in
Length/largo customizable
120V: 200cm | 78,7in

RECOMMENDED BULBS
BOMBILLAS RECOMENDADAS

230V - 50Hz

E27 LED Vintage- Max. 1x12 W

E27 LED Standard- Max. 1x12 W

120V - 60Hz

E26 LED - Max. 1x12 W

NET WEIGHT
PESO NETO

1,7kg | 3,7lb



44x44x40 cm
17,3x17,3x15,7 in
2,9kg | 6,4lb



Certifications:



Coral Seurchin ref. COAU04-LD LED / DIMMABLE

LAMPSHADE TULIPA
Painted stainless steel
Acero inoxidable pintado

One color to choose
Un color a elegir



Stainless steel
Acero inoxidable

Bottom diffuser
Difusor inferior

CANOPY FLORÓN
Steel gloss nickel-plated
Acero níquel-satinado

230V: Ø14,2cm | 5,6in
120V: Ø14,2cm | 5,6in

CABLE
Transparent or black
Transparente o negro
Standard: 150cm | 59,1in
Length/largo customizable
120V: 200cm | 78,7in

LIGHT SOURCE BUILT-IN
FUENTE DE LUZ INCLUIDA

230V - 50Hz

18,1W 3000K 1776lm built-in
upon request 2700K 1645lm

Dimming system DALI / Switch DIM
upon request PHASE CUT

100-277V - 60Hz

18,1W 3000K 1776lm built-in
upon request 2700K 1645lm

Dimming system 0-10 V
upon request PHASE CONTROL [only 120V]

Energy efficiency: A+
Eficiencia energética: A+

NET WEIGHT
PESO NETO

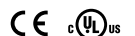
2,4kg | 5,3lb



44x44x40 cm
17,3x17,3x15,7 in
3kg | 6,9lb



Certifications:





Coral Seaurchin ref. COAU04G

LAMPSHADE TULIPA

Painted stainless steel
Acero inoxidable pintado

One color to choose
Un color a elegir



CUSTOM
COLOR

Stainless steel
Acero inoxidable

CANOPY FLORÓN

Steel gloss nickel-plated
Acero níquel-satinado

230V: Ø12cm | 4,7in
120V: Ø12cm | 4,7in

CABLE

Transparent or black
Transparente o negro

Standard: 150cm | 59,1in
Lenght/largo customizable
120V: 200cm | 78,7in

Energy efficiency: A++ to E
Eficiencia energética: A++ a E

RECOMMENDED BULBS BOMBILLAS RECOMENDADAS

230V - 50Hz

E27 LED Vintage- Max. 4x12 W

E27 LED Standard- Max. 4x12 W

120V - 60Hz

E26 LED - Max. 4x12 W

NET WEIGHT PESO NETO

4,5kg | 9,9lb



71x71x42 cm
28x28x16,5 in
7,2kg | 15,9lb



Certifications:




LED Coral Seaurchin ref. COAU04G-LD LED / DIMMABLE

LAMPSHADE TULIPA

Painted stainless steel
Acero inoxidable pintado

One color to choose
Un color a elegir



CUSTOM
COLOR

Stainless steel
Acero inoxidable

Bottom diffuser
Difusor inferior

CANOPY FLORÓN

Steel gloss nickel-plated
Acero níquel-satinado

230V: Ø14,2cm | 5,6in
120V: Ø14,2cm | 5,6in

CABLE

Transparent or black
Transparente o negro

Standard: 150cm | 59,1in
Lenght/largo customizable
120V: 200cm | 78,7in

LIGHT SOURCE BUILT-IN FUENTE DE LUZ INCLUIDA

230V - 50Hz

36,7W 3000K 4086lm built-in
upon request 2700K 3938lm

Dimming system DALI / Switch DIM

120V - 60Hz

36,7W 3000K 4086lm built-in
upon request 2700K 3938lm

Dimming system 0-10 V

NET WEIGHT PESO NETO

4,5kg | 9,9lb



71x71x42 cm
28x28x16,5 in
8kg | 17,6lb



Certifications:





Curvas ref. CVO4-1

LAMPSHADE TULIPA

Glass
Vidrio

One color to choose
Un color a elegir



CANOPY FLORÓN

Steel gloss nickel-plated
Acero níquel-satinado

230V: Ø8cm | 3,1in
120V: Ø12cm | 4,7in

CABLE

Transparent or black
Transparente o negro

Standard: 150cm | 59,1in
Lenght/largo customizable
120V: 200cm | 78,7in

RECOMMENDED BULBS BOMBILLAS RECOMENDADAS

230V - 50Hz

E14 LED Standard- Max. 1x7 W

E14 LED Vintage- Max. 1x7 W

120V - 60Hz

E12 LED - Max. 1x7 W

NET WEIGHT PESO NETO

0,7kg | 1,5lb



21x21x22 cm
8,3x8,3x8,7 in
1,7kg | 3,7lb



Certifications:




Curvas ref. CVO4



LAMPSHADE TULIPA

Glass
Vidrio

One color to choose
Un color a elegir



Bottom diffuser
Difusor inferior

CANOPY FLORÓN

Steel gloss nickel-plated
Acero níquel-satinado

230V: Ø12cm | 4,7in
120V: Ø12cm | 4,7in

CABLE

Transparent or black
Transparente o negro

Standard: 150cm | 59,1in
Lenght/largo customizable
120V: 200cm | 78,7in

Energy efficiency: A++ to E
Eficiencia energética: A++ a E

RECOMMENDED BULBS BOMBILLAS RECOMENDADAS

230V - 50Hz

E27 LED Vintage- Max. 1x8W

E27 LED Standard- Max. 1x8W

120V - 60Hz

E26 LED - Max. 1x8 W

NET WEIGHT PESO NETO

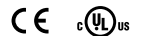
2,1kg | 4,6lb



44x44x40 cm
17,3x17,3x15,7 in
4,4kg | 9,7lb



Certifications:




Curvas ref. CVO4G



LAMPSHADE TULIPA

Glass
Vidrio

One color to choose
Un color a elegir



Top and bottom diffuser
Difusor superior e inferior

CANOPY FLORÓN

Steel gloss nickel-plated
Acero níquel-satinado

230V: Ø12cm | 4,7in
120V: Ø12cm | 4,7in

CABLE

Transparent or black
Transparente o negro

Standard: 150cm | 59,1in
Lenght/largo customizable
120V: 200cm | 78,7in

Energy efficiency: A++ to E
Eficiencia energética: A++ a E

RECOMMENDED BULBS BOMBILLAS RECOMENDADAS

230V - 50Hz

E27 LED Vintage- Max. 4x12 W

E27 LED Standard- Max. 4x12 W

120V - 60Hz

E26 LED - Max. 4x12 W

NET WEIGHT PESO NETO

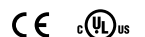
5,6kg | 12,3lb



60x80x45 cm
23,6x31,5x17,7 in
12,4kg | 27,3lb



Certifications:



Fluo ref. FLO4



LAMPSHADE TULIPA

Galvanized painted steel
Acero galvanizado pintado

One color: white
Un color: blanco



B



2009

CANOPY FLORÓN

Steel gloss nickel-plated
and Stainless steel
Acero níquel-satinado y
acero inoxidable

230V: Ø12cm | 4,7in
120V: Ø12cm | 4,7in

CABLE

Transparent or black
Transparente o negro

Standard: 150cm | 59,1in
Lenght/largo customizable
120V: 200cm | 78,7in

Energy efficiency: A++ to E
Eficiencia energética: A++ a E

RECOMMENDED BULBS BOMBILLAS RECOMENDADAS

230V - 50Hz

E27 LED Vintage- Max. 1x12 W

E27 LED Standard- Max. 1x12 W

120V - 60Hz

E26 LED - Max. 1x12 W

NET WEIGHT PESO NETO

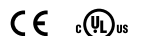
3,3kg | 7,3lb



82x77x75 cm
32,3x30,3x29,5 in
9,8kg | 21,6lb



Certifications:





45cm | 17,7in


Ø 19cm | 7,5in

Gea ref. GEO4

LAMPSHADE TULIPA

Painted stainless steel
Acero inoxidable pintado

One color to choose
Un color a elegir



CUSTOM
COLOR

CANOPY FLORÓN

Steel gloss nickel-plated
Acero niquel-satinado

230V: Ø8cm | 3,1in
120V: Ø12cm | 4,7in

CABLE

Transparent or black
Transparente o negro

Standard: 150cm | 59,1in
Lenght/largo customizable
120V: 200cm | 78,7in

Energy efficiency: A++ to E
Eficiencia energética: A++ a E

RECOMMENDED BULBS BOMBILLAS RECOMENDADAS

230V - 50Hz

E27 LED Vintage- Max. 1x12 W

E27 LED Standard- Max. 1x12 W

120V - 60Hz

E26 LED - Max. 1x12 W

NET WEIGHT PESO NETO

1,1kg | 2,4lb



66x32x23 cm
26x12,6x9,1 in
2kg | 4,4lb



Certifications:



LED

Gea ref. GEO4-LD




45cm | 17,7in

Ø 19cm | 7,5in

LAMPSHADE TULIPA

Painted stainless steel
Acero inoxidable pintado

One color to choose
Un color a elegir



CUSTOM
COLOR

Bottom diffuser
Difusor inferior

CANOPY FLORÓN

Steel gloss nickel-plated
Acero niquel-satinado

230V: Ø14,2cm | 5,6in
120V: Ø14,2cm | 5,6in

CABLE

Transparent or black
Transparente o negro

Standard: 150cm | 59,1in
Lenght/largo customizable
120V: 200cm | 78,7in

LED / DIMMABLE

LIGHT SOURCE BUILT-IN FUENTE DE LUZ INCLUIDA

230V - 50Hz

18,1W 3000K 1776lm built-in
upon request 2700K 1645lm

Dimming system DALI / Switch DIM
upon request PHASE CUT

100-277V - 60Hz

18,1W 3000K 1776lm built-in
upon request 2700K 1645lm

Dimming system 0-10 V
upon request PHASE CONTROL (only 120V)

Energy efficiency: A+
Eficiencia energética: A+

NET WEIGHT PESO NETO

1,9kg | 4,2lb



66x32x23 cm
26x12,6x9,1 in
2,5kg | 5,8lb



Certifications:



LED

Kite ref. KT04-LD




9cm | 3,5in

92x84cm | 36,2x33in (diagonal)

LAMPSHADE TULIPA

Painted stainless steel
Acero inoxidable pintado

One color to choose
Un color a elegir



CUSTOM
COLOR

Painted steel
Acero pintado

CANOPY FLORÓN

Stainless steel
Acero inoxidable

230V: 13x11cm | 5,1x4,3in
120V: 13x11cm | 5,1x4,3in

CABLE

Transparent
Transparente

Standard: 150cm | 59,1in
Lenght/largo customizable
120V: 200cm | 78,7in

LIGHT SOURCE BUILT-IN FUENTE DE LUZ INCLUIDA

230V - 50Hz

24W 3000K 2527lm built-in
upon request 2700K 2449lm

Dimming system DALI / Switch DIM
upon request PHASE CUT

100-277V - 60Hz

24W 3000K 2527lm built-in
upon request 2700K 2449lm

Dimming system 0-10 V
upon request PHASE CONTROL (only 120V)

Energy efficiency: A++
Eficiencia energética: A++

NET WEIGHT PESO NETO

6kg | 13,2lb



71x71x15 cm
28x28x5,9 in
9kg | 19,8lb



Certifications:



9cm | 3,5 in



134x120cm | 52,7x47,2in [diagonal]



Kite ref. KT04G-LD

LAMPSHADE TULIPA
Painted stainless steel
Acero inoxidable pintado

One color to choose
Un color a elegir



Painted steel
Acero pintado

CANOPY FLORÓN
Stainless steel
Acero inoxidable

230V: 13x11cm | 5,1x4,3in
120V: 13x11cm | 5,1x4,3in

CABLE
Transparent
Transparente

Standard: 150cm | 59,1in
Lenght/largo customizable
120V: 200cm | 78,7in

LED / DIMMABLE

LIGHT SOURCE BUILT-IN
FUENTE DE LUZ INCLUIDA

230V - 50Hz

48W 3000K 5054lm built-in
upon request 2700K 4898lm

Dimming system DALI / Switch DIM
upon request PHASE CUT

100-277V - 60Hz

48W 3000K 5054lm built-in
upon request 2700K 4898lm

Dimming system 0-10 V
upon request PHASE CONTROL (only 120V)

Energy efficiency: A++
Eficiencia energética: A++

NET WEIGHT
PESO NETO

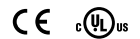
10,6kg | 23,4lb



102x102x13 cm
40,2x40,2x5,1 in
13kg | 28,7lb



Certifications:



Luisa ref. LS04

LAMPSHADE TULIPA
Painted stainless steel
Acero inoxidable pintado

One color to choose
Un color a elegir



Stainless steel
Acero inoxidable

CANOPY FLORÓN
Steel gloss nickel-plated
Acero niquel-satinado

230V: Ø8cm | 3,1in
120V: Ø12cm | 4,7in

CABLE
Transparent
Transparente

Standard: 150cm | 59,1in
Lenght/largo customizable
120V: 200cm | 78,7in

Energy efficiency: A++ to E
Eficiencia energética: A++ a E

RECOMMENDED BULBS
BOMBILLAS RECOMENDADAS

230V - 50Hz

E27 LED Vintage- Max. 1x12 W

E27 LED Standard- Max. 1x12 W

120V - 60Hz

E26 LED - Max. 1x12 W

NET WEIGHT
PESO NETO

1,6kg | 3,5lb



44x44x40 cm
17,3x17,3x15,7 in
3kg | 6,6lb



Certifications:



40cm | 16in



Ø 40cm | 16in



Luisa ref. LS04-LD

LAMPSHADE TULIPA
Painted stainless steel
Acero inoxidable pintado

One color to choose
Un color a elegir



Stainless steel
Acero inoxidable

Bottom diffuser
Difusor inferior

CANOPY FLORÓN
Steel gloss nickel-plated
Acero niquel-satinado

230V: Ø14,2cm | 5,6in
120V: Ø14,2cm | 5,6in

CABLE
Transparent
Transparente

Standard: 150cm | 59,1in
Lenght/largo customizable
120V: 200cm | 78,7in

LED / DIMMABLE

LIGHT SOURCE BUILT-IN
FUENTE DE LUZ INCLUIDA

230V - 50Hz

18,1W 3000K 1776lm built-in
upon request 2700K 1645lm

Dimming system DALI / Switch DIM
upon request PHASE CUT

100-277V - 60Hz

18,1W 3000K 1776lm built-in
upon request 2700K 1645lm

Dimming system 0-10 V
upon request PHASE CONTROL (only 120V)

Energy efficiency: A+
Eficiencia energética: A+

NET WEIGHT
PESO NETO

2,4kg | 5,3lb



44x44x40 cm
17,3x17,3x15,7 in
3,5kg | 7,1lb



Certifications:



40cm | 16in



Ø 40cm | 16in

Luisa ref. LSO4G



50cm | 20in

Ø 45cm | 18in

LAMPSHADE TULIPA
Painted stainless steel
Acero inoxidable pintado

One color to choose
Un color a elegir



CUSTOM COLOR

Stainless steel
Acero inoxidable

CANOPY FLORÓN
Steel gloss nickel-plated
Acero niquel-satinado

230V: Ø8cm | 3,1in
120V: Ø12cm | 4,7in

CABLE
Transparent
Transparente

Standard: 150cm | 59,1in
Lenght/largo customizable
120V: 200cm | 78,7in

Energy efficiency: A++ to E
Eficiencia energética: A++ a E

RECOMMENDED BULBS
BOMBILLAS RECOMENDADAS

230V - 50Hz

E27 LED Vintage- Max. 1x12 W

E27 LED Standard- Max. 1x12 W

120V - 60Hz

E26 LED - Max. 1x12 W

NET WEIGHT
PESO NETO

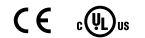
2,7kg | 6lb



51x51x53 cm
20x20x20,9 in
4kg | 9lb



Certifications:



LED

Luisa ref. LSO4G-LD




50cm | 20in

Ø 45cm | 18in

LAMPSHADE TULIPA
Painted stainless steel
Acero inoxidable pintado

One color to choose
Un color a elegir



CUSTOM COLOR

Stainless steel
Acero inoxidable

Bottom diffuser
Difusor inferior

CANOPY FLORÓN
Steel gloss nickel-plated
Acero niquel-satinado

230V: Ø14,2cm | 5,6in
120V: Ø14,2cm | 5,6in

CABLE
Transparent
Transparente

Standard: 150cm | 59,1in
Lenght/largo customizable
120V: 200cm | 78,7in

LIGHT SOURCE BUILT-IN
FUENTE DE LUZ INCLUIDA

230V - 50Hz

18,1W 3000K 1776lm built-in
upon request 2700K 1645lm

Dimming system DALI / Switch DIM
upon request PHASE CUT

100-277V - 60Hz

18,1W 3000K 1776lm built-in
upon request 2700K 1645lm

Dimming system 0-10 V
upon request PHASE CONTROL (only 120V)

Energy efficiency: A+
Eficiencia energética: A+

NET WEIGHT
PESO NETO

3,3kg | 7,3lb



51x51x53 cm
20x20x20,9 in
4,6kg | 10,1lb



Certifications:
CE cUL US

LED

Mytilus ref. MY04



17cm | 6,7in

60x47cm | 23,6x18,5in *

LAMPSHADE TULIPA
Painted stainless steel
Acero inoxidable pintado

One color: white
Un color: blanco



BL

DIFFUSER DIFUSOR

Glass sphere
Esfera de vidrio

*approximate measurements
*medidas aproximadas

CANOPY FLORÓN
Steel painted in white
Acero pintado en blanco

230V: Ø12cm | 4,7in
120V: Ø12cm | 4,7in

CABLE
Transparent
Transparente

Standard: 150cm | 59,1in
Lenght/largo customizable
120V: 200cm | 78,7in

LIGHT SOURCE BUILT-IN
FUENTE DE LUZ INCLUIDA

230V - 50Hz

8W 3000K 1067lm built-in
upon request 2700K 960lm

Dimming system DALI / Switch DIM
upon request PHASE CUT

120V - 60Hz

8W 3000K 1067lm built-in
upon request 2700K 960lm

Dimming system PHASE CONTROL

Energy efficiency: A+
Eficiencia energética: A+

NET WEIGHT
PESO NETO

3kg | 6,6lb



60x60x22 cm
23,6x23,6x8,7 in
5,5kg | 12,1lb



Certifications:
CE cUL US

22cm | 8,7in



90x74cm | 35,4x29,1in *

LED **Mytilus** ref. MY04G

LAMPSHADE TULIPA
Painted stainless steel
Acero inoxidable pintado

One color: white
Un color: blanco



BL

DIFFUSER DIFUSOR
Glass sphere
Esfera de vidrio

* approximate measurements
* medidas aproximadas

CANOPY FLORÓN
Steel painted in white
Acero pintado en blanco

230V: Ø12cm | 4,7in
120V: Ø12cm | 4,7in

CABLE
Transparent
Transparente
Standard: 150cm | 59,1in
Lenght/largo customizable
120V: 200cm | 78,7in

LED / DIMMABLE

LIGHT SOURCE BUILT-IN
FUENTE DE LUZ INCLUIDA

230V - 50Hz

8W 3000K 1067lm built-in
upon request 2700K 960lm

Dimming system DALI / Switch DIM
upon request PHASE CUT

120V - 60Hz

8W 3000K 1067lm built-in
upon request 2700K 960lm

Dimming system PHASE CONTROL

Energy efficiency: A+
Eficiencia energética: A+

NET WEIGHT
PESO NETO

6,5kg | 14,3lb



82x97x30 cm
32,3x38,2x11,8 in
7,6kg | 16,7lb



Certifications:
CE cULus

20cm | 7,9in




Ø 38cm | 15in

Nevo ref. NE04-1

LAMPSHADE TULIPA
Painted stainless steel
Acero inoxidable pintado

One color to choose
Un color a elegir



CUSTOM
COLOR

Steel gloss nickel-plated
and Stainless steel
Acero niquel-satinado
y acero inoxidable

CANOPY FLORÓN
Steel gloss nickel-plated
Acero niquel-satinado

230V: Ø8cm | 3,1in
120V: Ø12cm | 4,7in

CABLE
Transparent
Transparente
Standard: 150cm | 59,1in
Lenght/largo customizable
120V: 200cm | 78,7in

Energy efficiency: A++ to E
Eficiencia energética: A++ a E

RECOMMENDED BULBS
BOMBILLAS RECOMENDADAS

230V - 50Hz

E14 LED Vintage - Max. 2x7 W
E14 LED Standard- Max. 2x7 W

120V - 60Hz

E12 LED - Max. 2x7 W

NET WEIGHT
PESO NETO

1,2kg | 2,6lb



36x36x31 cm
14,2x14,2x12,2 in
2,3kg | 5lb




Certifications:
CE cULus

LED **Nevo** ref. NE04-1-LD

LAMPSHADE TULIPA
Painted stainless steel
Acero inoxidable pintado

One color to choose
Un color a elegir



CUSTOM
COLOR

Stainless steel
Acero inoxidable

Inside diffuser
Difusor interno

CANOPY FLORÓN
Steel gloss nickel-plated
Acero niquel-satinado

230V: Ø14,2cm | 5,6in
120V: Ø14,2cm | 5,6in

CABLE
Transparent
Transparente
Standard: 150cm | 59,1in
Lenght/largo customizable
120V: 200cm | 78,7in

LED / DIMMABLE

LIGHT SOURCE BUILT-IN
FUENTE DE LUZ INCLUIDA

230V - 50Hz

18,1W 3000K 1776lm built-in
upon request 2700K 1645lm

Dimming system DALI / Switch DIM
upon request PHASE CUT

100-277V - 60Hz

18,1W 3000K 1776lm built-in
upon request 2700K 1645lm

Dimming system 0-10 V
upon request PHASE CONTROL (only 120V)

Energy efficiency: A+
Eficiencia energética: A+

NET WEIGHT
PESO NETO

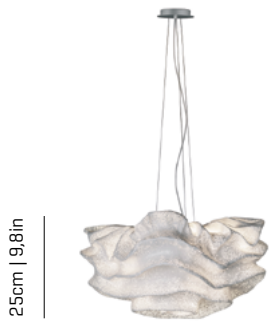
1,9kg | 4,2lb



36x36x31 cm
14,2x14,2x12,2 in
2,6kg | 5,1lb



Certifications:
CE cULus



25cm | 9,8in

53x47cm | 20,9x18,5in

Nevo ref. NE04

LAMPSHADE TULIPA
Painted stainless steel
Acero inoxidable pintado

One color to choose
Un color a elegir



CUSTOM COLOR

Steel gloss nickel-plated and Stainless steel
Acero níquel-satinado y acero inoxidable

CANOPY FLORÓN
Steel gloss nickel-plated and Stainless steel
Acero níquel-satinado y acero inoxidable

230V: Ø15(12)cm | 5,9(4,7)in
120V: Ø15(12)cm | 5,9(4,7)in

CABLE
Transparent
Transparente

Standard: 150cm | 59,1in
Lenght/largo customizable
120V: 200cm | 78,7in

Energy efficiency: A++ to E
Eficiencia energética: A++ a E

RECOMMENDED BULBS
BOMBILLAS RECOMENDADAS

230V - 50Hz

E27 LED Vintage- Max. 3x8 W

E27 LED Standard- Max. 3x8 W

120V - 60Hz

E26 LED - Max. 3x8 W

NET WEIGHT
PESO NETO

3,1kg | 6,8lb



60x60x33 cm
23,6x23,6x13 in
5kg | 11lb



Certifications:




30cm | 11,8in

Ø 90cm | 35,4in

Nevo ref. NE04G

LAMPSHADE TULIPA
Painted stainless steel
Acero inoxidable pintado

One color to choose
Un color a elegir



CUSTOM COLOR

Steel gloss nickel-plated and Stainless steel
Acero níquel-satinado y acero inoxidable

CANOPY FLORÓN
Steel gloss nickel-plated and Stainless steel
Acero níquel-satinado y acero inoxidable

230V: Ø15(12)cm | 5,9(4,7)in
120V: Ø15(12)cm | 5,9(4,7)in

CABLE
Transparent
Transparente

Standard: 150cm | 59,1in
Lenght/largo customizable
120V: 200cm | 78,7in

Energy efficiency: A++ to E
Eficiencia energética: A++ a E

RECOMMENDED BULBS
BOMBILLAS RECOMENDADAS

230V - 50Hz

E27 LED Vintage- Max. 4x12 W

E27 LED Standard- Max. 4x12 W

120V - 60Hz

E26 LED - Max. 4x12 W

NET WEIGHT
PESO NETO

5,6kg | 12,3lb



84x84x38 cm
33x33x15 in
9,4kg | 20,7lb



Certifications:




28cm | 11in

Ø 29cm | 11,9in

Onn ref. ON04-1

LAMPSHADE TULIPA
Painted stainless steel
Acero inoxidable pintado

One color to choose
Un color a elegir



CUSTOM COLOR

Stainless steel
Acero inoxidable

CANOPY FLORÓN
Steel gloss nickel-plated
Acero níquel-satinado

230V: Ø8cm | 3,1in
120V: Ø12cm | 4,7in

CABLE
Transparent or black
Transparente o negro

Standard: 150cm | 59,1in
Lenght/largo customizable
120V: 200cm | 78,7in

Energy efficiency: A++ to E
Eficiencia energética: A++ a E

RECOMMENDED BULBS
BOMBILLAS RECOMENDADAS

230V - 50Hz

E27 LED Vintage- Max. 1x12 W

E27 LED Standard- Max. 1x12 W

120V - 60Hz

E26 LED - Max. 1x12 W

NET WEIGHT
PESO NETO

0,8kg | 1,8lb



36x36x31 cm
14,2x14,2x12,2 in
1,2kg | 2,7lb



Certifications:






LED

Onn ref. ON04-1-LD

LAMPSHADE TULIPA
Painted stainless steel
Acero inoxidable pintado

One color to choose
Un color a elegir



CUSTOM COLOR

Stainless steel
Acero inoxidable

Bottom diffuser
Difusor inferior

CANOPY FLORÓN
Steel gloss nickel-plated
Acero níquel-satinado

230V: Ø14,2cm | 5,6in
120V: Ø14,2cm | 5,6in

CABLE
Transparent or black
Transparente o negro
Standard: 150cm | 59,1in
Length/largo customizable
120V: 200cm | 78,7in

LED / DIMMABLE

LIGHT SOURCE BUILT-IN
FUENTE DE LUZ INCLUIDA
230V - 50Hz

8W 3000K 1067lm built-in
upon request 2700K 960lm

Dimming system DALI / Switch DIM
upon request PHASE CUT

120V - 60Hz

8W 3000K 1067lm built-in
upon request 2700K 960lm

Dimming system PHASE CONTROL

Energy efficiency: A+
Eficiencia energética: A+

NET WEIGHT
PESO NETO

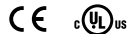
1kg | 2,2lb



36x36x31 cm
14,2x14,2x12,2 in
1,6kg | 3,6lb



Certifications:



Onn ref. ON04

LAMPSHADE TULIPA
Painted stainless steel
Acero inoxidable pintado

One color to choose
Un color a elegir



CUSTOM COLOR

Stainless steel
Acero inoxidable

CANOPY FLORÓN
Steel gloss nickel-plated
Acero níquel-satinado

230V: Ø8cm | 3,1in
120V: Ø12cm | 4,7in

CABLE
Transparent or black
Transparente o negro
Standard: 150cm | 59,1in
Length/largo customizable
120V: 200cm | 78,7in

RECOMMENDED BULBS
BOMBILLAS RECOMENDADAS

230V - 50Hz

E27 LED Vintage- Max. 1x12 W

E27 LED Standard- Max. 1x12 W

120V - 60Hz

E26 LED - Max. 1x12 W

NET WEIGHT
PESO NETO

1,4kg | 3,1lb



44x44x40 cm
17,3x17,3x15,7 in
3kg | 6,6lb



Certifications:




LED

Onn ref. ON04-LD

LAMPSHADE TULIPA
Painted stainless steel
Acero inoxidable pintado

One color to choose
Un color a elegir



CUSTOM COLOR

Stainless steel
Acero inoxidable

Bottom diffuser
Difusor inferior

CANOPY FLORÓN
Steel gloss nickel-plated
Acero níquel-satinado

230V: Ø14,2cm | 5,6in
120V: Ø14,2cm | 5,6in

CABLE
Transparent or black
Transparente o negro
Standard: 150cm | 59,1in
Length/largo customizable
120V: 200cm | 78,7in

LED / DIMMABLE

LIGHT SOURCE BUILT-IN
FUENTE DE LUZ INCLUIDA
230V - 50Hz

18,1W 3000K 1776lm built-in
upon request 2700K 1645lm

Dimming system DALI / Switch DIM
upon request PHASE CUT

100-277V - 60Hz

18,1W 3000K 1776lm built-in
upon request 2700K 1645lm

Dimming system 0-10 V
upon request PHASE CONTROL (only 120V)

Energy efficiency: A+
Eficiencia energética: A+

NET WEIGHT
PESO NETO

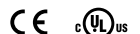
2kg | 4,4lb



44x44x40 cm
17,3x17,3x15,7 in
3,8kg | 8,4lb



Certifications:



35cm | 13,8in

Ø38cm | 15in

Onn ref. ON04G



LAMPSHADE TULIPA

Painted stainless steel
Acero inoxidable pintado

One color to choose
Un color a elegir



CUSTOM
COLOR

Stainless steel
Acero inoxidable

CANOPY FLORÓN

Steel gloss nickel-plated
Acero níquel-satinado

230V: Ø8cm | 3,1in
120V: Ø12cm | 4,7in

CABLE

Transparent or black
Transparente o negro

Standard: 150cm | 59,1in
Lenght/largo customizable
120V: 200cm | 78,7in

Energy efficiency: A++ to E
Eficiencia energética: A++ a E

RECOMMENDED BULBS BOMBILLAS RECOMENDADAS

230V - 50Hz

E27 LED Vintage- Max. 3x12 W

E27 LED Standard- Max. 3x12 W

120V - 60Hz

E26 LED - Max. 3x12 W

NET WEIGHT PESO NETO

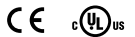
2,3kg | 5,1lb



51x51x53 cm
20x20x20,9 in
4,8kg | 10,6lb



Certifications:



LED


Onn ref. ON04G-LD



LAMPSHADE TULIPA

Painted stainless steel
Acero inoxidable pintado

One color to choose
Un color a elegir



CUSTOM
COLOR

Stainless steel
Acero inoxidable

Bottom diffuser
Difusor inferior

CANOPY FLORÓN

Steel gloss nickel-plated
Acero níquel-satinado

230V: Ø14,2cm | 5,6in
120V: Ø14,2cm | 5,6in

CABLE

Transparent or black
Transparente o negro

Standard: 150cm | 59,1in
Lenght/largo customizable
120V: 200cm | 78,7in

LIGHT SOURCE BUILT-IN FUENTE DE LUZ INCLUIDA

230V - 50Hz

18,1W 3000K 1776lm built-in
upon request 2700K 1645lm

Dimming system DALI / Switch DIM
upon request PHASE CUT

100-277V - 60Hz

18,1W 3000K 1776lm built-in
upon request 2700K 1645lm

Dimming system 0-10 V
upon request PHASE CONTROL (only 120V)

Energy efficiency: A+
Eficiencia energética: A+

NET WEIGHT PESO NETO

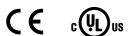
3,4kg | 7,5lb



51x51x53 cm
20x20x20,9 in
5,6kg | 12,3lb



Certifications:



Pili ref. PL04



LAMPSHADE TULIPA

Painted stainless steel
thread
Hilo de acero inoxidable
pintado

One color: white
Un color: blanco



B

CANOPY FLORÓN

Steel gloss nickel-plated
Acero níquel-satinado

230V: Ø8cm | 3,1in
120V: Ø12cm | 4,7in

CABLE

Transparent
Transparente

Standard: 150cm | 59,1in
Lenght/largo customizable
120V: 200cm | 78,7in

Energy efficiency: A++ to E
Eficiencia energética: A++ a E

RECOMMENDED BULBS BOMBILLAS RECOMENDADAS

230V - 50Hz

E27 LED Vintage- Max. 1x12 W

E27 LED Standard- Max. 1x12 W

120V - 60Hz

E26 LED - Max. 1x12 W

NET WEIGHT PESO NETO

0,8kg | 1,8lb



44x44x40 cm
17,3x17,3x15,7 in
2,5kg | 5,5lb



Certifications:



Pili ref. PL04G



LAMPSHADE TULIPA

Painted stainless steel thread
Hilo de acero inoxidable pintado

One color: white
Un color: blanco



CANOPY FLORÓN

Steel gloss nickel-plated
Acero níquel-satinado

230V: Ø8cm | 3,1in
120V: Ø12cm | 4,7in

CABLE

Transparent
Transparente

Standard: 150cm | 59,1in
Lenght/largo customizable
120V: 200cm | 78,7in

Energy efficiency: A++ to E
Eficiencia energética: A++ a E

RECOMMENDED BULBS BOMBILLAS RECOMENDADAS

230V - 50Hz

E27 LED Vintage- Max. 1x12 W

E27 LED Standard- Max. 1x12 W

120V - 60Hz

E26 LED - Max. 1x12 W

NET WEIGHT PESO NETO

1,3kg | 2,9lb



51x51x53 cm
20x20x20,9 in
3,4kg | 7,5lb



Certifications:



LED

Shio ref. SH04-1-LD

LED / DIMMABLE




LAMPSHADE TULIPA

Plywood
Tablero marino

Painted steel
Acero pintado

One color to choose
Un color a elegir



Top and bottom diffuser
Difusor superior e inferior

CANOPY FLORÓN

Steel gloss nickel-plated
Acero níquel-satinado

230V: Ø14,2cm | 5,6in
120V: Ø14,2cm | 5,6in

CABLE

Transparent or black
Transparente o negro

Standard: 150cm | 59,1in
Lenght/largo customizable
120V: 200cm | 78,7in

LIGHT SOURCE BUILT-IN FUENTE DE LUZ INCLUIDA

230V - 50Hz

12W 3000K 1085lm built-in
upon request 2700K 1017lm

Dimming system DALI / Switch DIM
upon request PHASE CUT

120V - 60Hz

12W 3000K 1085lm built-in
upon request 2700K 1017lm

Dimming system PHASE CONTROL

Energy efficiency: A+
Eficiencia energética: A+

NET WEIGHT PESO NETO

3,3kg | 7,3lb



44x44x20 cm
17,3x17,3x7,9 in
4,7kg | 10,5lb



Certifications:



LED

Shio ref. SH04-LD

LED / DIMMABLE



LAMPSHADE TULIPA

Plywood
Tablero marino

Painted steel
Acero pintado

One color to choose
Un color a elegir



Top and bottom diffuser
Difusor superior e inferior

CANOPY FLORÓN

Steel gloss nickel-plated
Acero níquel-satinado

230V: Ø14,2cm | 5,6in
120V: Ø14,2cm | 5,6in

CABLE

Transparent or black
Transparente o negro

Standard: 150cm | 59,1in
Lenght/largo customizable
120V: 200cm | 78,7in

LIGHT SOURCE BUILT-IN FUENTE DE LUZ INCLUIDA

230V - 50Hz

24W 3000K 2005lm built-in
upon request 2700K 1880lm

Dimming system DALI / Switch DIM
upon request PHASE CUT

100-277V - 60Hz

24W 3000K 2005lm built-in
upon request 2700K 1880lm

Dimming system 0-10 V
upon request PHASE CONTROL (only 120V)

Energy efficiency: A+
Eficiencia energética: A+

NET WEIGHT PESO NETO

6kg | 13,2lb



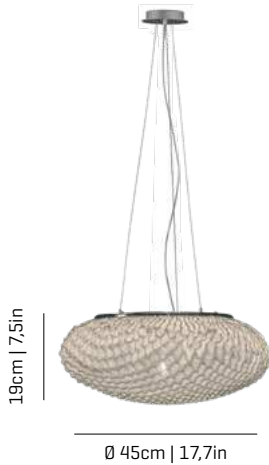
60x60x22 cm
23,6x23,6x8,7 in
8,4kg | 18,5lb



Certifications:



Tati ref. TA04-1



LAMPSHADE TULIPA
Painted stainless steel
Acero inoxidable pintado

One color to choose
Un color a elegir



CUSTOM
COLOR

Steel gloss nickel-plated
and Stainless steel
Acero níquel-satinado
y acero inoxidable

CANOPY FLORÓN
Steel gloss nickel-plated
and Stainless steel
Acero níquel-satinado y
acero inoxidable

230V: Ø15(12)cm | 5,9(4,7)in
120V: Ø15(12)cm | 5,9(4,7)in

CABLE
Transparent or black
Transparente o negro
Standard: 150cm | 59,1in
Lenght/largo customizable
120V: 200cm | 78,7in

Energy efficiency: A++ to E
Eficiencia energética: A++ a E

RECOMMENDED BULBS
BOMBILLAS RECOMENDADAS

230V - 50Hz

E27 LED Vintage- Max. 1x8 W

E27 LED Standard- Max. 1x8 W

120V - 60Hz

E26 LED - Max. 1x8 W

NET WEIGHT
PESO NETO

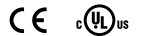
2kg | 4,4lb



60x60x33 cm
23,6x23,6x13 in
3kg | 6,6lb



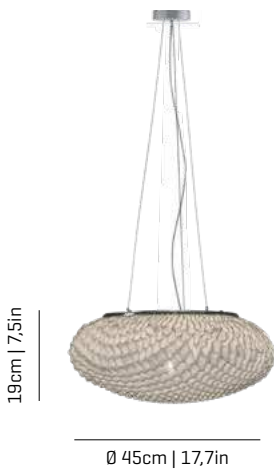
Certifications:



LED

Tati ref. TA04-1-LD

LED / DIMMABLE



LAMPSHADE TULIPA
Painted stainless steel
Acero inoxidable pintado

One color to choose
Un color a elegir



CUSTOM
COLOR

Steel gloss nickel-plated
and Stainless steel
Acero níquel-satinado y
acero inoxidable

Inside diffuser
Difusor interno

CANOPY FLORÓN
Steel gloss nickel-plated
Acero níquel-satinado

230V: Ø14,2cm | 5,6in
120V: Ø14,2cm | 5,6in

CABLE
Transparent or black
Transparente o negro
Standard: 150cm | 59,1in
Lenght/largo customizable
120V: 200cm | 78,7in

LIGHT SOURCE BUILT-IN
FUENTE DE LUZ INCLUIDA

230V - 50Hz

18,1W 3000K 1776lm built-in
upon request 2700K 1645lm

Dimming system DALI / Switch DIM
upon request PHASE CUT

100-277V - 60Hz

18,1W 3000K 1776lm built-in
upon request 2700K 1645lm

Dimming system 0-10 V
upon request PHASE CONTROL (only 120V)

Energy efficiency: A+
Eficiencia energética: A+

NET WEIGHT
PESO NETO

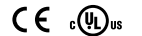
2,2kg | 4,8lb



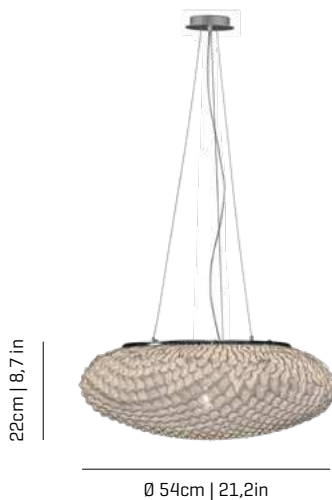
60x60x33 cm
23,6x23,6x13 in
3,5kg | 7,1lb



Certifications:




Tati ref. TA04



LAMPSHADE TULIPA
Painted stainless steel
Acero inoxidable pintado

One color to choose
Un color a elegir



CUSTOM
COLOR

Steel gloss nickel-plated
and Stainless steel
Acero níquel-satinado y
acero inoxidable

CANOPY FLORÓN
Steel gloss nickel-plated
and Stainless steel
Acero níquel-satinado y
acero inoxidable

230V: Ø15(12)cm | 5,9(4,7)in
120V: Ø15(12)cm | 5,9(4,7)in

CABLE
Transparent or black
Transparente o negro
Standard: 150cm | 59,1in
Lenght/largo customizable
120V: 200cm | 78,7in

Energy efficiency: A++ to E
Eficiencia energética: A++ a E

RECOMMENDED BULBS
BOMBILLAS RECOMENDADAS

230V - 50Hz

E27 LED Vintage- Max. 3x12 W

E27 LED Standard- Max. 3x12 W

120V - 60Hz

E26 LED - Max. 3x12 W

NET WEIGHT
PESO NETO

3,1kg | 6,8lb



60x60x33 cm
23,6x23,6x13 in
4kg | 8,8lb



Certifications:



Tati ref. TA04G



LAMPSHADE TULIPA
Painted stainless steel
Acero inoxidable pintado

One color to choose
Un color a elegir



CUSTOM
COLOR

Steel gloss nickel-plated and Stainless steel
Acero níquel-satinado y acero inoxidable

CANOPY FLORÓN
Steel gloss nickel-plated and Stainless steel
Acero níquel-satinado y acero inoxidable

230V: Ø15(12)cm | 5,9(4,7)in
120V: Ø15(12)cm | 5,9(4,7)in

CABLE
Transparent or black
Transparente o negro
Standard: 150cm | 59,1in
Lenght/largo customizable
120V: 200cm | 78,7in

Energy efficiency: A++ to E
Eficiencia energética: A++ a E

RECOMMENDED BULBS
BOMBILLAS RECOMENDADAS

230V - 50Hz

E27 LED Vintage- Max. 4x12 W

E27 LED Standard- Max. 4x12 W

120V - 60Hz

E26 LED - Max. 4x12 W

NET WEIGHT
PESO NETO

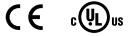
4,3kg | 9,5lb



84x84x38 cm
33,1x33,1x15 in
10,2kg | 22,5lb



Certifications:



Tempo Andante ref. TEAN04



LAMPSHADE TULIPA
Painted stainless steel
Acero inoxidable pintado

One color to choose
Un color a elegir



CUSTOM
COLOR

CANOPY FLORÓN
Steel gloss nickel-plated
Acero níquel-satinado

230V: Ø8cm | 3,1in
120V: Ø12cm | 4,7in

CABLE
Transparent or black
Transparente o negro
Standard: 150cm | 59,1in
Lenght/largo customizable
120V: 200cm | 78,7in

Energy efficiency: A++ to E
Eficiencia energética: A++ a E

RECOMMENDED BULBS
BOMBILLAS RECOMENDADAS

230V - 50Hz

E27 LED Vintage- Max. 1x12 W

E27 LED Standard- Max. 1x12 W

120V - 60Hz

E26 LED - Max. 1x12 W

NET WEIGHT
PESO NETO

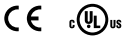
1,6kg | 3,5lb



66x32x23 cm
26x12,6x9,1 in
1,8kg | 4lb



Certifications:



LED Tempo Andante ref. TEAN04-LD LED / DIMMABLE



LAMPSHADE TULIPA
Painted stainless steel
Acero inoxidable pintado

One color to choose
Un color a elegir



CUSTOM
COLOR

Bottom diffuser
Difusor inferior

CANOPY FLORÓN
Steel gloss nickel-plated
Acero níquel-satinado

230V: Ø14,2cm | 5,6in
120V: Ø14,2cm | 5,6in

CABLE
Transparent or black
Transparente o negro
Standard: 150cm | 59,1in
Lenght/largo customizable
120V: 200cm | 78,7in

LIGHT SOURCE BUILT-IN
FUENTE DE LUZ INCLUIDA

230V - 50Hz

18,1W 3000K 1776lm built-in
upon request 2700K 1645lm

Dimming system DALI / Switch DIM
upon request PHASE CUT

100-277V - 60Hz

18,1W 3000K 1776lm built-in
upon request 2700K 1645lm

Dimming system 0-10 V
upon request PHASE CONTROL [only 120V]

Energy efficiency: A+
Eficiencia energética: A+

NET WEIGHT
PESO NETO

2,1kg | 4,6lb



66x32x23 cm
26x12,6x9,1 in
2,4kg | 5,5lb



Certifications:



Tempo Vivace ref. TEVIO4



LAMPSHADE TULIPA
Painted stainless steel
Acero inoxidable pintado

One color to choose
Un color a elegir



CUSTOM
COLOR

CANOPY FLORÓN
Steel gloss nickel-plated
Acero níquel-satinado

230V: Ø8cm | 3,1in
120V: Ø12cm | 4,7in

CABLE
Transparent or black
Transparente o negro
Standard: 150cm | 59,1in
Lenght/largo customizable
120V: 200cm | 78,7in

Energy efficiency: A++ to E
Eficiencia energética: A++ a E

RECOMMENDED BULBS
BOMBILLAS RECOMENDADAS

230V - 50Hz

E27 LED Vintage- Max. 1x12 W

E27 LED Standard- Max. 1x12 W

120V - 60Hz

E26 LED - Max. 1x12 W

NET WEIGHT
PESO NETO

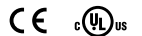
1,6kg | 3,5lb



44x44x40 cm
17,3x17,3x15,7 in
2,2kg | 4,8lb



Certifications:




LED

Tempo Vivace ref. TEVIO4-LD LED / DIMMABLE



LAMPSHADE TULIPA
Painted stainless steel
Acero inoxidable pintado

One color to choose
Un color a elegir



CUSTOM
COLOR

Bottom diffuser
Difusor inferior

CANOPY FLORÓN
Steel gloss nickel-plated
Acero níquel-satinado

230V: Ø14,2cm | 5,6in
120V: Ø14,2cm | 5,6in

CABLE
Transparent or black
Transparente o negro
Standard: 150cm | 59,1in
Lenght/largo customizable
120V: 200cm | 78,7in

LIGHT SOURCE BUILT-IN
FUENTE DE LUZ INCLUIDA

230V - 50Hz

18,1W 3000K 1776lm built-in
upon request 2700K 1645lm

Dimming system DALI / Switch DIM
upon request PHASE CUT

100-277V - 60Hz

18,1W 3000K 1776lm built-in
upon request 2700K 1645lm

Dimming system 0-10 V
upon request PHASE CONTROL [only 120V]

Energy efficiency: A+
Eficiencia energética: A+

NET WEIGHT
PESO NETO

2,2kg | 4,6lb



44x44x40 cm
17,3x17,3x15,7 in
3kg | 6,6lb



Certifications:



Tina ref. TN04



LAMPSHADE TULIPA
Polypropylene
Polipropileno

Painted steel
Acero pintado

One color: white
Un color: blanco



CANOPY FLORÓN
Steel gloss nickel-plated
Acero níquel-satinado

230V: Ø8cm | 3,1in
120V: Ø12cm | 4,7in

CABLE
Transparent or black
Transparente o negro
Standard: 150cm | 59,1in
Lenght/largo customizable
120V: 200cm | 78,7in

Energy efficiency: A++ to E
Eficiencia energética: A++ a E

RECOMMENDED BULBS
BOMBILLAS RECOMENDADAS

230V - 50Hz

E27 LED Vintage- Max. 1x12 W

E27 LED Standard- Max. 1x12 W

120V - 60Hz

E26 LED - Max. 1x12 W

NET WEIGHT
PESO NETO

2,1kg | 4,6lb



110x31x25 cm
43,3x12,2x9,8 in
3,8kg | 8,3lb



Certifications:





Tina ref. TN04-LD

LED/DIMMABLE

LAMPSHADE TULIPA

Polypropylene
Polipropileno

Painted steel
Acero pintado

One color: white
Un color: blanco



B

Bottom diffuser
Difusor inferior

CANOPY FLORÓN

Steel gloss nickel-plated
Acero níquel-satinado

230V: Ø14,2cm | 5,6in
120V: Ø14,2cm | 5,6in

CABLE

Transparent or black
Transparente o negro

Standard: 150cm | 59,1in
Length/largo customizable
120V: 200cm | 78,7in

LIGHT SOURCE BUILT-IN FUENTE DE LUZ INCLUIDA

230V - 50Hz

● 18,1W 3000K 1776lm built-in
upon request 2700K 1645lm

Dimming system DALI / Switch DIM
upon request PHASE CUT

100-277V - 60Hz

● 18,1W 3000K 1776lm built-in
upon request 2700K 1645lm

Dimming system 0-10 V
upon request PHASE CONTROL (only 120V)

Energy efficiency: A+
Eficiencia energética: A+

NET WEIGHT PESO NETO

3,2kg | 7,1lb



110x31x25 cm
43,3x12,2x9,8 in
4,3kg | 9,7lb



Certifications:



100cm | 39,4in



Ø 90cm | 35,4in

Tina ref. TN04G

LAMPSHADE TULIPA

Polypropylene
Polipropileno

Painted steel
Acero pintado

One color: white
Un color: blanco



B

CANOPY FLORÓN

Steel gloss nickel-plated
Acero níquel-satinado

230V: Ø8cm | 3,1in
120V: Ø12cm | 4,7in

CABLE

Transparent or black
Transparente o negro

Standard: 150cm | 59,1in
Length/largo customizable
120V: 200cm | 78,7in

Energy efficiency: A++ to E
Eficiencia energética: A++ a E

RECOMMENDED BULBS BOMBILLAS RECOMENDADAS

230V - 50Hz

● E27 LED Vintage- Max. 1x12 W

● E27 LED Standard- Max. 1x12 W

120V - 60Hz

● E26 LED - Max. 1x12 W

NET WEIGHT PESO NETO

3kg | 6,6lb



110x31x25 cm
43,3x12,2x9,8 in
5,1kg | 11,2lb



Certifications:



Tina ref. TN04G-LD

LED / DIMMABLE

LAMPSHADE TULIPA

Polypropylene
Polipropileno

Painted steel
Acero pintado

One color: white
Un color: blanco



B

Bottom diffuser
Difusor inferior

CANOPY FLORÓN

Steel gloss nickel-plated
Acero níquel-satinado

230V: Ø14,2cm | 5,6in
120V: Ø14,2cm | 5,6in

CABLE

Transparent or black
Transparente o negro

Standard: 150cm | 59,1in
Length/largo customizable
120V: 200cm | 78,7in

LIGHT SOURCE BUILT-IN FUENTE DE LUZ INCLUIDA

230V - 50Hz

● 18,1W 3000K 1776lm built-in
upon request 2700K 1645lm

Dimming system DALI / Switch DIM
upon request PHASE CUT

100-277V - 60Hz

● 18,1W 3000K 1776lm built-in
upon request 2700K 1645lm

Dimming system 0-10 V
upon request PHASE CONTROL (only 120V)

Energy efficiency: A+
Eficiencia energética: A+

NET WEIGHT PESO NETO

4kg | 8,8lb



110x31x25 cm
43,3x12,2x9,8 in
5,7kg | 12,6lb



Certifications:



100cm | 39,4in



Ø 90cm | 35,4in



Ura 1 ref. UR104

LAMPSHADE TULIPA
Painted stainless steel
Acero inoxidable pintado

One color to choose
Un color a elegir



CUSTOM
COLOR

Stainless steel
Acero inoxidable

CANOPY FLORÓN
Steel gloss nickel-plated
Acero niquel-satinado

230V: Ø8cm | 3,1in
120V: Ø12cm | 4,7in

CABLE
Transparent or black
Transparente o negro

Standard: 150cm | 59,1in
Lenght/largo customizable
120V: 200cm | 78,7in

Energy efficiency: A++ to E
Eficiencia energética: A++ a E

RECOMMENDED BULBS
BOMBILLAS RECOMENDADAS

230V - 50Hz

E27 LED Vintage- Max. 1x12 W

E27 LED Standard- Max. 1x12 W

120V - 60Hz

E26 LED - Max. 1x12 W

NET WEIGHT
PESO NETO

1,8kg | 4lb



60x60x33 cm
23,6x23,6x13 in
4,2kg | 9,2lb




Certifications:



LED Ura 1 ref. UR104-LD

LAMPSHADE TULIPA
Painted stainless steel
Acero inoxidable pintado

One color to choose
Un color a elegir



CUSTOM
COLOR

Stainless steel
Acero inoxidable

Bottom diffuser
Difusor inferior

CANOPY FLORÓN
Steel gloss nickel-plated
Acero niquel-satinado

230V: Ø14,2cm | 5,6in
120V: Ø14,2cm | 5,6in

CABLE
Transparent or black
Transparente o negro

Standard: 150cm | 59,1in
Lenght/largo customizable
120V: 200cm | 78,7in

LED / DIMMABLE

LIGHT SOURCE BUILT-IN
FUENTE DE LUZ INCLUIDA

230V - 50Hz

18,1W 3000K 1776lm built-in
upon request 2700K 1645lm

Dimming system DALI / Switch DIM
upon request PHASE CUT

100-277V - 60Hz

18,1W 3000K 1776lm built-in
upon request 2700K 1645lm

Dimming system 0-10 V
upon request PHASE CONTROL [only 120V]

Energy efficiency: A+
Eficiencia energética: A+

NET WEIGHT
PESO NETO

2,3kg | 5,1lb



60x60x33 cm
23,6x23,6x13 in
4,7kg | 10,4lb




Certifications:



Ura 2 ref. UR204

LAMPSHADE TULIPA
Painted stainless steel
Acero inoxidable pintado

One color to choose
Un color a elegir



CUSTOM
COLOR

Stainless steel
Acero inoxidable

CANOPY FLORÓN
Steel gloss nickel-plated
Acero niquel-satinado

230V: Ø8cm | 3,1in
120V: Ø12cm | 4,7in

CABLE
Transparent or black
Transparente o negro

Standard: 150cm | 59,1in
Lenght/largo customizable
120V: 200cm | 78,7in

Energy efficiency: A++ to E
Eficiencia energética: A++ a E

RECOMMENDED BULBS
BOMBILLAS RECOMENDADAS

230V - 50Hz

E27 LED Vintage- Max. 1x12 W

E27 LED Standard- Max. 1x12 W

120V - 60Hz

E26 LED - Max. 1x12 W

NET WEIGHT
PESO NETO

1,1kg | 2,4lb



46x24x25 cm
18,1x9,4x9,8 in
1,6kg | 3,5lb



Certifications:





42cm | 16,5in

Ø20cm | 7,9in



Ura 2 ref. UR204-LD

LAMPSHADE TULIPA
Painted stainless steel
Acero inoxidable pintado

One color to choose
Un color a elegir



Stainless steel
Acero inoxidable

Bottom diffuser
Difusor inferior

CANOPY FLORÓN
Steel gloss nickel-plated
Acero niquel-satinado

230V: Ø14,2cm | 5,6in
120V: Ø14,2cm | 5,6in

CABLE
Transparent or black
Transparente o negro

Standard: 150cm | 59,1in
Lenght/largo customizable
120V: 200cm | 78,7in

LED / DIMMABLE

LIGHT SOURCE BUILT-IN
FUENTE DE LUZ INCLUIDA

230V - 50Hz

18,1W 3000K 1776lm built-in
upon request 2700K 1645lm

Dimming system DALI / Switch DIM
upon request PHASE CUT

100-277V - 60Hz

18,1W 3000K 1776lm built-in
upon request 2700K 1645lm

Dimming system 0-10 V
upon request PHASE CONTROL (only 120V)

Energy efficiency: A+
Eficiencia energética: A+

NET WEIGHT
PESO NETO

1,7kg | 3,7lb



46x24x25 cm
18,1x9,4x9,8 in
2,1kg | 4,6lb



Certifications:



24cm | 9,4in




Ø33cm | 13in

Ura 3 ref. UR304

LAMPSHADE TULIPA
Painted stainless steel
Acero inoxidable pintado

One color to choose
Un color a elegir



Stainless steel
Acero inoxidable

CANOPY FLORÓN
Steel gloss nickel-plated
Acero niquel-satinado

230V: Ø8cm | 3,1in
120V: Ø12cm | 4,7in

CABLE
Transparent or black
Transparente o negro

Standard: 150cm | 59,1in
Lenght/largo customizable
120V: 200cm | 78,7in

RECOMMENDED BULBS
BOMBILLAS RECOMENDADAS

230V - 50Hz

E27 LED Vintage- Max. 1x12 W

E27 LED Standard- Max. 1x12 W

120V - 60Hz

E26 LED - Max. 1x12 W

NET WEIGHT
PESO NETO

1,3kg | 2,9lb



36x36x31 cm
14,2x14,2x12,2 in
1,6kg | 3,5lb



Certifications:



Ura 3 ref. UR304-LD

LAMPSHADE TULIPA
Painted stainless steel
Acero inoxidable pintado

One color to choose
Un color a elegir



Stainless steel
Acero inoxidable

Bottom diffuser
Difusor inferior

CANOPY FLORÓN
Steel gloss nickel-plated
Acero niquel-satinado

230V: Ø14,2cm | 5,6in
120V: Ø14,2cm | 5,6in

CABLE
Transparent or black
Transparente o negro

Standard: 150cm | 59,1in
Lenght/largo customizable
120V: 200cm | 78,7in

LED / DIMMABLE

LIGHT SOURCE BUILT-IN
FUENTE DE LUZ INCLUIDA

230V - 50Hz

18,1W 3000K 1776lm built-in
upon request 2700K 1645lm

Dimming system DALI / Switch DIM
upon request PHASE CUT

100-277V - 60Hz

18,1W 3000K 1776lm built-in
upon request 2700K 1645lm

Dimming system 0-10 V
upon request PHASE CONTROL (only 120V)

Energy efficiency: A+
Eficiencia energética: A+

NET WEIGHT
PESO NETO

1,8kg | 4lb



36x36x31 cm
14,2x14,2x12,2 in
2kg | 4,4lb



Certifications:

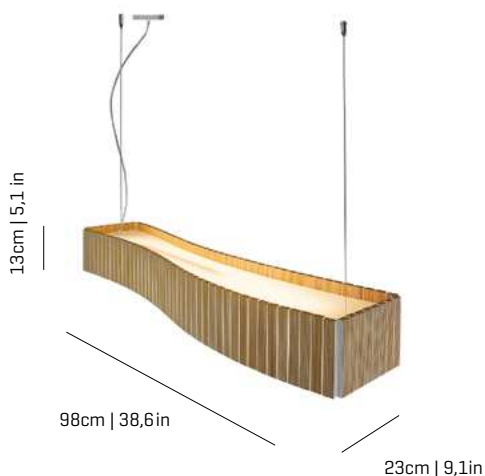



24cm | 9,4in



Ø33cm | 13in

LED

Uxi ref. **UX04-LD****LAMPSHADE TULIPA**Plywood
Tablero marinoOne color to choose
Un color a elegirTop and bottom diffuser
Difusor superior e inferior**CANOPY FLORÓN**Stainless steel
Acero inoxidable230V: 13x11cm | 5,1x4,3in
120V: 13x11cm | 5,1x4,3in**CABLE**Transparent or black
Transparente o negroStandard: 150cm | 59,1in
Lenght/largo customizable
120V: 200cm | 78,7in**LIGHT SOURCE BUILT-IN**
FUENTE DE LUZ INCLUIDA

230V - 50Hz

24W	3000K	3659lm	built-in
upon request 2700K 3550lm			

Dimming system DALI / Switch DIM
upon request PHASE CUT

100-277V - 60Hz


24W	3000K	3659lm	built-in
upon request 2700K 3550lm			

Dimming system 0-10 V
upon request PHASE CONTROL (only 120V)Energy efficiency: A++
Eficiencia energética: A++**NET WEIGHT**
PESO NETO

5,7kg | 12,6lb

110x31x25 cm
43,3x12,2x9,8 in
7,7kg | 17lb

Certifications:

**Virginia** ref. **VG04A****LAMPSHADE TULIPA**Painted stainless steel
Acero inoxidable pintadoOne color to choose
Un color a elegirCUSTOM
COLORStainless steel
Acero inoxidable**CANOPY FLORÓN**Steel gloss nickel-plated
Acero níquel-satinado230V: Ø8cm | 3,1in
120V: Ø12cm | 4,7in**CABLE**Transparent or black
Transparente o negroStandard: 150cm | 59,1in
Lenght/largo customizable
120V: 200cm | 78,7inEnergy efficiency: A++ to E
Eficiencia energética: A++ a E**RECOMMENDED BULBS**
BOMBILLAS RECOMENDADAS

230V - 50Hz

E27 LED Vintage- Max. 1x12 W

E27 LED Standard- Max. 1x12 W

120V - 60Hz

E26 LED - Max. 1x12 W

NET WEIGHT
PESO NETO

3,5kg | 7,7lb

44x44x50 cm
17,3x17,3x19,7 in


4,2kg | 9,3lb



Certifications:



LED

Virginia ref. **VG04A-LD****LED / DIMMABLE****LAMPSHADE TULIPA**Painted stainless steel
Acero inoxidable pintadoOne color to choose
Un color a elegirCUSTOM
COLORStainless steel
Acero inoxidable**CANOPY FLORÓN**Steel gloss nickel-plated
Acero níquel-satinado230V: Ø14,2cm | 5,6in
120V: Ø14,2cm | 5,6in**CABLE**Transparent or black
Transparente o negroStandard: 150cm | 59,1in
Lenght/largo customizable
120V: 200cm | 78,7in**LIGHT SOURCE BUILT-IN**
FUENTE DE LUZ INCLUIDA

230V - 50Hz

 18,1W 3000K 1776lm built-in
upon request 2700K 1645lm
Dimming system DALI / Switch DIM
upon request PHASE CUT

100-277V - 60Hz

 18,1W 3000K 1776lm built-in
upon request 2700K 1645lm
Dimming system 0-10 V
upon request PHASE CONTROL (only 120V)Energy efficiency: A+
Eficiencia energética: A+**NET WEIGHT**
PESO NETO

3,8kg | 8,4lb

44x44x50 cm
17,3x17,3x19,7 in
4,5kg | 9,9lb

Certifications:



Virginia ref. VG04B



LAMPSHADE TULIPA
Painted stainless steel
Acero inoxidable pintado

One color to choose
Un color a elegir



CUSTOM
COLOR

Stainless steel
Acero inoxidable

CANOPY FLORÓN
Steel gloss nickel-plated
Acero níquel-satinado

230V: Ø8cm | 3.1in
120V: Ø12cm | 4.7in

CABLE
Transparent or black
Transparente o negro
Standard: 150cm | 59.1in
Lenght/largo customizable
120V: 200cm | 78.7in

Energy efficiency: A++ to E
Eficiencia energética: A++ a E

RECOMMENDED BULBS
BOMBILLAS RECOMENDADAS

230V - 50Hz

E27 LED Vintage- Max. 1x12 W
 E27 LED Standard- Max. 1x12 W

120V - 60Hz

E26 LED - Max. 1x12 W

NET WEIGHT
PESO NETO

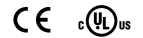
3kg | 6.6lb



41x41x40 cm
16.1x16.1x15.7 in
3.7kg | 8.2lb



Certifications:



LED

Virginia ref. VG04B-LD

LED / DIMMABLE



LAMPSHADE TULIPA
Painted stainless steel
Acero inoxidable pintado

One color to choose
Un color a elegir



CUSTOM
COLOR

Stainless steel
Acero inoxidable

Bottom diffuser
Difusor inferior

CANOPY FLORÓN
Steel gloss nickel-plated
Acero níquel-satinado

230V: Ø14,2cm | 5.6in
120V: Ø14,2cm | 5.6in

CABLE
Transparent or black
Transparente o negro
Standard: 150cm | 59.1in
Lenght/largo customizable
120V: 200cm | 78.7in

LIGHT SOURCE BUILT-IN
FUENTE DE LUZ INCLUIDA

230V - 50Hz

18.1W 3000K 1776lm built-in
upon request 2700K 1645lm
Dimming system DALI / Switch DIM
upon request PHASE CUT

100-277V - 60Hz

18.1W 3000K 1776lm built-in
upon request 2700K 1645lm

Dimming system 0-10 V
upon request PHASE CONTROL (only 120V)

Energy efficiency: A+
Eficiencia energética: A+

NET WEIGHT
PESO NETO

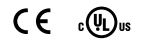
3.3kg | 7.3lb



41x41x40 cm
16.1x16.1x15.7 in
4kg | 8.8lb



Certifications:

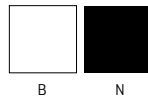


V ref. VV04



LAMPSHADE TULIPA
Polycarbonate
Policarbonato

One color to choose
Un color a elegir



Glass diffuser
Difusor de vidrio

CANOPY FLORÓN
Steel gloss nickel-plated
and Stainless steel
Acero níquel-satinado y
acero inoxidable

230V: Ø15(±2)cm | 5.9(±.7)in
120V: Ø15(±2)cm | 5.9(±.7)in

CABLE
Transparent or black
Transparente o negro
Standard: 150cm | 59.1in
Lenght/largo customizable
120V: 200cm | 78.7in

Energy efficiency: A++ to E
Eficiencia energética: A++ a E

RECOMMENDED BULBS
BOMBILLAS RECOMENDADAS

230V - 50Hz

E27 LED Vintage- Max. 1x8 W
 E27 LED Standard- Max. 1x8 W

120V - 60Hz

E26 LED - Max. 1x8 W

NET WEIGHT
PESO NETO

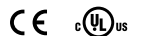
5.4kg | 12lb



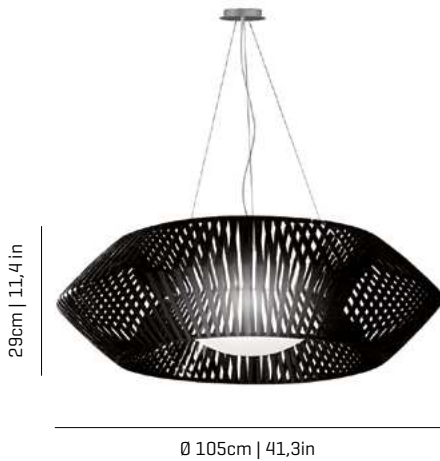
84x84x38 cm
33x33x15 in
9.6kg | 21.2lb



Certifications:



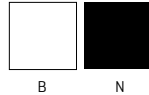
V ref. VV04G



LAMPSHADE TULIPA

Polycarbonate
Policarbonato

One color to choose
Un color a elegir



Glass diffuser
Difusor de vidrio

CANOPY FLORÓN

Steel gloss nickel-plated
and Stainless steel
Acero níquel-satinado y
acero inoxidable

230V: Ø15₍₁₂₎cm | 5,9_(4,7)in
120V: Ø15₍₁₂₎cm | 5,9_(4,7)in

CABLE

Transparent or black
Transparente o negro

Standard: 200cm | 78,7in
Lenght/largo customizable
120V: 200cm | 78,7in

RECOMMENDED BULBS BOMBILLAS RECOMENDADAS

230V - 50Hz

E27 LED Vintage- Max. 4x8 W

E27 LED Standard- Max. 4x8 W

120V - 60Hz

E26 LED - Max. 4x8 W

NET WEIGHT PESO NETO

12 kg | 26,5lb



108x108x33 cm
42,5x42,5x13 in
10kg | 22lb

60x60x33 cm
23,6x23,6x13 in
60x60x22 cm
23,6x23,6x8,7in
12kg | 26,4lb



Certifications:



LED

Vento ref. VN04-LD


LED / DIMMABLE



LAMPSHADE TULIPA

Glass
Vidrio

One color to choose
Un color a elegir



Color combination



Bottom diffuser
Difusor inferior

CANOPY FLORÓN

Stainless steel
Acero inoxidable

230V: 13x11cm | 5,1x4,3in
120V: 13x11cm | 5,1x4,3in

CABLE

Transparent or black
Transparente o negro

Standard: 150cm | 59,1in
Lenght/largo customizable
120V: 200cm | 78,7in

LIGHT SOURCE BUILT-IN FUENTE DE LUZ INCLUIDA

230V - 50Hz

24W 3000K 2721lm built-in
upon request 2700K 2637lm

Dimming system DALI / Switch DIM
upon request PHASE CUT

100-277V - 60Hz

24W 3000K 2721lm built-in
upon request 2700K 2637lm

Dimming system 0-10 V
upon request PHASE CONTROL (only 120V)

NET WEIGHT PESO NETO

5,6kg | 12,3lb



125x31x32 cm
49,2x12,2x12,6 in
9,8kg | 21,6lb



Certifications:



Woods ref. WD04



LAMPSHADE TULIPA

Birch
Abedul



Glass diffuser
Difusor de vidrio

CANOPY FLORÓN

Painted steel
Acero pintado

230V: Ø60cm | 23,6in
120V: Ø60cm | 23,6in

CABLE

Transparent
Transparente

Energy efficiency: A++ to E
Eficiencia energética: A++ a E

RECOMMENDED BULBS BOMBILLAS RECOMENDADAS

230V - 50Hz

E27 LED Vintage- Max. 1x12 W

E27 LED Standard- Max. 1x12 W

120V - 60Hz

E26 LED - Max. 1x12 W

NET WEIGHT PESO NETO

14,3kg | 31,5lb



60x60x33 cm
23,6x23,6x13 in
17kg | 37,7lb



Certifications:



*Height is not adjustable on site
*Altura no ajustable

COMPOSITIONS COMPOSICIONES

Ballet ref. BA04-3



102cm | 40,2in

250cm | 98,4in

Ø110cm | 43,3in

LAMPSHADE TULIPA
Painted stainless steel
Acero inoxidable pintado

One color to choose
Un color a elegir



CUSTOM
COLOR

Color combinations upon request
Combinaciones de color bajo pedido

Stainless steel
Acero inoxidable

ref. 1xBAPI04, 1xBARE04,
1xBALA04

CANOPY FLORÓN
DIBOND®

230V: Ø60cm | 23,6in
120V: Ø60cm | 23,6in

CABLE
Transparent or black
Transparente o negro
Lenght/largo customizable

Energy efficiency: A++ to E
Eficiencia energética: A++ a E

RECOMMENDED BULBS
BOMBILLAS RECOMENDADAS

230V - 50Hz

E27 LED Vintage- Max. 3x12 W

E27 LED Standard- Max. 3x12 W

120V - 60Hz

E26 LED - Max. 3x12 W

NET WEIGHT
PESO NETO

5,7kg | 12,6lb



60x80x116 cm
23,6x31,5x45,7 in
14kg | 30,2lb



Certifications:



Caos ref. CA04A-3





94cm | 37in

250cm | 98,4in

75x80cm | 29,5x31,5in

LAMPSHADE TULIPA
Cord
Cordón
One color to choose
Un color a elegir



Color combinations upon request
Combinaciones de color bajo pedido

Stainless steel
Acero inoxidable

ref. 3xCA04A

CANOPY FLORÓN
DIBOND®

230V: Ø60cm | 23,6in
120V: Ø60cm | 23,6in

CABLE
Transparent
Transparente
Lenght/largo customizable

Energy efficiency: A++ to E
Eficiencia energética: A++ a E

RECOMMENDED BULBS
BOMBILLAS RECOMENDADAS

230V - 50Hz

E27 LED Vintage- Max. 3x12 W

E27 LED Standard- Max. 3x12 W

120V - 60Hz

E26 LED - Max. 3x12 W

NET WEIGHT
PESO NETO

6,6kg | 14,6lb



60x80x92 cm
23,6x31,5x36,2 in
10,5kg | 23,1lb



Certifications:



94cm | 37in



75x80cm | 29,5x31,5in

250cm | 98,4in

Caos ref. CA04AB-3

LAMPSHADE TULIPA

Cord
Cordón
One color to choose
Un color a elegir



Color combinations upon request
Combinaciones de color bajo pedido

Stainless steel
Acero inoxidable

ref. 1xCA04A, 2xCA04B
*picture colors: 48, 49, 51
*colores de la fotografía: 48, 49, 51

CANOPY FLORÓN

DIBOND®
230V: Ø60cm | 23,6in
120V: Ø60cm | 23,6in

CABLE

Transparent
Transparente
Lenght/largo customizable

Energy efficiency: A++ to E
Eficiencia energética: A++ a E

RECOMMENDED BULBS BOMBILLAS RECOMENDADAS

230V - 50Hz
E27 LED Vintage- Max. 3x12 W
E27 LED Standard- Max. 3x12 W

120V - 60Hz
E26 LED - Max. 3x12 W

NET WEIGHT
PESO NETO
6,6kg | 14,6lb

60x80x92 cm
23,6x31,5x36,2 in
10,5kg | 23,1lb



Certifications:
CE cULus

100cm | 39,4in



103x90cm | 40,6x35,4in

250cm | 98,4in

LAMPSHADE TULIPA

Cord
Cordón
One color to choose
Un color a elegir



Color combinations upon request
Combinaciones de color bajo pedido

Stainless steel
Acero inoxidable

ref. 3xCA04A, 1xCA04AG

CANOPY FLORÓN

DIBOND®
230V: Ø100cm | 39,4in
120V: Ø100cm | 39,4in

CABLE

Transparent
Transparente
Lenght/largo customizable

Energy efficiency: A++ to E
Eficiencia energética: A++ a E

RECOMMENDED BULBS BOMBILLAS RECOMENDADAS

230V - 50Hz
E27 LED Vintage- Max. 4x12 W
E27 LED Standard- Max. 4x12 W

120V - 60Hz
E26 LED - Max. 4x12 W

NET WEIGHT
PESO NETO
7,7kg | 17,2lb

80x120x115 cm
31,5x47,2x45,3 in
18kg | 39,6lb



Certifications:
CE cULus

86cm | 33,9in



115x115cm | 45,3x45,3in

250cm | 98,4in

Caos ref. CA04A-6

LAMPSHADE TULIPA

Cord
Cordón
One color to choose
Un color a elegir



Color combinations upon request
Combinaciones de color bajo pedido

Stainless steel
Acero inoxidable

ref. 6xCA04A
*picture colors: 42, 46, 52
*colores de la fotografía: 42, 46, 52

CANOPY FLORÓN

DIBOND®
230V: Ø100cm | 39,4in
120V: Ø100cm | 39,4in

CABLE

Transparent
Transparente
Lenght/largo customizable

Energy efficiency: A++ to E
Eficiencia energética: A++ a E

RECOMMENDED BULBS BOMBILLAS RECOMENDADAS

230V - 50Hz
E27 LED Vintage- Max. 6x12 W
E27 LED Standard- Max. 6x12 W

120V - 60Hz
E26 LED - Max. 6x12 W

NET WEIGHT
PESO NETO
14kg | 30,9lb

80x120x115 cm
31,5x47,2x45,3 in
20kg | 44lb



Certifications:
CE cULus



Coral ref. C004-3

LAMPSHADE TULIPA
Painted stainless steel
Acero inoxidable pintado

One color to choose
Un color a elegir



CUSTOM COLOR

Color combinations upon request
Combinaciones de color bajo pedido

Stainless steel
Acero inoxidable

ref. 1xCOAU04, 1xCOSE04,
1xCOGA04

CANOPY FLORÓN
DIBOND®

230V: Ø60cm | 23,6in
120V: Ø60cm | 23,6in

CABLE
Transparent or black
Transparente o negro

Lenght/largo customizable

Energy efficiency: A++ to E
Eficiencia energética: A++ a E

RECOMMENDED BULBS
BOMBILLAS RECOMENDADAS

230V - 50Hz

E27 LED Vintage- Max. 3x12 W

E27 LED Standard- Max. 3x12 W

120V - 60Hz

E26 LED - Max. 3x12 W

NET WEIGHT
PESO NETO

6,9kg | 15,2lb



60x80x85 cm
23,6x31,5x33,5 in
12kg | 26,5lb



Certifications:



Coral ref. C004-5

LAMPSHADE TULIPA
Painted stainless steel
Acero inoxidable pintado

One color to choose
Un color a elegir



CUSTOM COLOR

Color combinations upon request
Combinaciones de color bajo pedido

Stainless steel
Acero inoxidable

ref. 1xCOAU04, 1xCOCY04,
1xCOSE04, 1xCOGA04,
1xCORE04

CANOPY FLORÓN
DIBOND®

230V: Ø60cm | 23,6in
120V: Ø60cm | 23,6in

CABLE
Transparent or black
Transparente o negro

Lenght/largo customizable

Energy efficiency: A++ to E
Eficiencia energética: A++ a E

RECOMMENDED BULBS
BOMBILLAS RECOMENDADAS

230V - 50Hz

E27 LED Vintage- Max. 5x12 W

E27 LED Standard- Max. 5x12 W

120V - 60Hz

E26 LED - Max. 5x12 W

NET WEIGHT
PESO NETO

9,6kg | 21,2lb



60x80x110 cm
23,6x31,5x43,3 in
17,5kg | 38,6lb



Certifications:



Coral ref. C004-10

LAMPSHADE TULIPA
Painted stainless steel
Acero inoxidable pintado

One color to choose
Un color a elegir



CUSTOM COLOR

Color combinations upon request
Combinaciones de color bajo pedido

Stainless steel
Acero inoxidable

ref. 2xCOAU04, 1xCOCY04,
2xCOSE04, 2xCOGA04,
2xCORE04, 1xCOAU04G

CANOPY FLORÓN
DIBOND®

230V: Ø120cm | 47,2in
120V: Ø120cm | 47,2in

CABLE
Transparent or black
Transparente o negro

Lenght/largo customizable

Energy efficiency: A++ to E
Eficiencia energética: A++ a E

RECOMMENDED BULBS
BOMBILLAS RECOMENDADAS

230V - 50Hz

E27 LED Vintage- Max. 13x12 W

E27 LED Standard- Max. 13x12 W

120V - 60Hz

E26 LED - Max. 10x12 W

NET WEIGHT
PESO NETO

35,3kg | 77,8lb

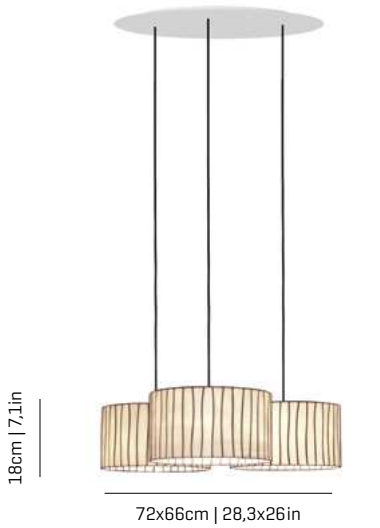


80x125x138 cm
31,5x49,2x54,3 in
56kg | 123,5lb



Certifications:





Curvas ref. CVO4C-3

LAMPSHADE TULIPA

Glass
Vidrio

One color to choose
Un color a elegir



Bottom diffuser
Difusor inferior

ref. 3xCV04
*picture color: 02
*color de la fotografía: 02

CANOPY FLORÓN

DIBOND®
230V: Ø60cm | 23,6in
120V: Ø60cm | 23,6in

CABLE

Transparent or black
Transparente o negro
Lenght/largo customizable

Energy efficiency: A++ to E
Eficiencia energética: A++ a E

RECOMMENDED BULBS BOMBILLAS RECOMENDADAS

230V - 50Hz
E27 LED Vintage- Max. 3x12 W
E27 LED Standard- Max. 3x12 W

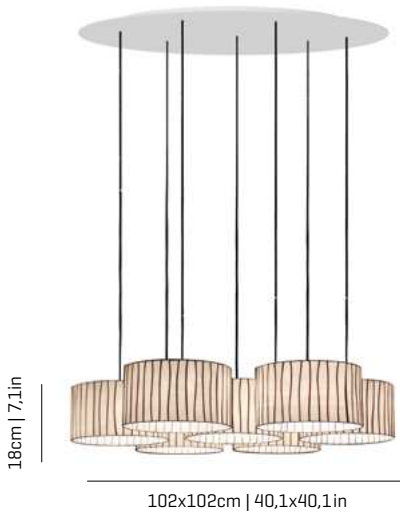
120V - 60Hz
E26 LED - Max. 3x12 W

NET WEIGHT PESO NETO

8kg | 17,6lb
60x80x95 cm
23,6x31,5x37,4 in
16kg | 35lb




Curvas ref. CVO4-7



LAMPSHADE TULIPA

Glass
Vidrio

One color to choose
Un color a elegir



Bottom diffuser
Difusor inferior

ref. 7xCV04
*picture color: 02
*color de la fotografía: 02

CANOPY FLORÓN

DIBOND®
230V: Ø100cm | 39,4in
120V: Ø100cm | 39,4in

CABLE

Transparent or black
Transparente o negro
Lenght/largo customizable

Energy efficiency: A++ to E
Eficiencia energética: A++ a E

RECOMMENDED BULBS BOMBILLAS RECOMENDADAS

230V - 50Hz
E27 LED Vintage- Max. 7x12 W
E27 LED Standard- Max. 7x12 W

120V - 60Hz
E26 LED - Max. 7x12 W

NET WEIGHT PESO NETO

18kg | 39,7lb
80x120x125 cm
31,5x47,2x49,2 in
35kg | 77lb




Fluo ref. FLO4-4



LAMPSHADE TULIPA

Galvanized painted steel
Acero galvanizado pintado

One color: white
Un color: blanco



ref. 4xFLO4

CANOPY FLORÓN

Stainless steel
Acero inoxidable
230V: Ø14cm | 5,51in
h10cm | 3,9in
120V: Ø14cm | 5,51in
h10cm | 3,9in

CABLE

Transparent
Transparente
Lenght/largo customizable

Energy efficiency: A++ to E
Eficiencia energética: A++ a E

RECOMMENDED BULBS BOMBILLAS RECOMENDADAS

230V - 50Hz
E27 LED Vintage- Max. 4x12 W
E27 LED Standard- Max. 4x12 W

120V - 60Hz
E26 LED - Max. 4x12 W

NET WEIGHT PESO NETO

11,3kg | 25lb
77x82x139 cm
30,3x32,3x54,7 in
22kg | 48,5lb
77x82x139 cm
30,3x32,3x54,7 in
20kg | 44,1lb



Transport not included
Transporte no incluido

120cm | 47,2in



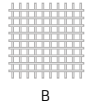
Ø 260cm | 102in

250cm | 98,4in

Fluo ref. FLO4-16

LAMPSHADE TULIPA
Galvanized painted steel
Acero galvanizado pintado

One color: white
Un color: blanco



B

CANOPY FLORÓN
Stainless steel
Acero inoxidable

230V: Ø14cm | 5,51in
h14cm | 5,5in
120V: Ø14cm | 5,51in
h14cm | 5,5in

CABLE

Transparent
Transparente

Lenght/largo customizable*

Energy efficiency: A++ to E
Eficiencia energética: A++ a E

ref. 16xFL04

*Height is not adjustable on site

*Altura no ajustable

RECOMMENDED BULBS BOMBILLAS RECOMENDADAS

230V - 50Hz



E27 LED Vintage- Max. 16x12 W



E27 LED Standard- Max. 16x12 W

120V - 60Hz



E26 LED - Max. 16x12 W

NET WEIGHT PESO NETO

57kg | 125,6lb

77x82x200 cm
30,3x32,3x78,7 in80x120x200 cm
31,5x47,2x78,7 in77x82x77 cm
30,3x32,3x30,3 in

135kg | 297lb



2009

Certifications:



Transport not included
Transporte no incluido

LED

Mytilus ref. MY04-3

LAMPSHADE TULIPA
Painted stainless steel
Acero inoxidable pintado

One color: white
Un color: blanco



BL

DIFFUSER DIFUSOR

Glass sphere
Esfera de vidrio

ref. 3xMY04G

*approximate measurements
*medidas aproximadas

CANOPY FLORÓN
Steel painted in white
Acero pintado en blanco

230V: Ø15(12)cm | 5,9(4,7)in
120V: Ø15(12)cm | 5,9(4,7)in

CABLE

Transparent
Transparente

Lenght/largo customizable

LIGHT SOURCE BUILT-IN FUENTE DE LUZ INCLUIDA

230V - 50Hz

25W 3000K 1067lm built-in
upon request 2700K 960lm

Dimming system DALI / Switch DIM

100-277V - 60Hz

25W 3000K 1067lm built-in
upon request 2700K 960lm

Dimming system 0-10 V

Energy efficiency: A+
Eficiencia energética: A+

NET WEIGHT PESO NETO

25,5kg | 56,2lb

82x97x105 cm
35,4x38,2x41,3 in
28kg | 61,7lb

Certifications:



30cm | 11,8in



136x140cm | 53,5x55,1in

250cm | 98,4in

Nevo ref. NE04-6

LAMPSHADE TULIPA
Painted stainless steel
Acero inoxidable pintado

One color to choose
Un color a elegir



BL

BE

G

T



Color combinations upon request
Combinaciones de color bajo pedido

Steel gloss nickel-plated
and Stainless steel
Acero níquel-satinado
y acero inoxidable

ref. 3xNE06P, 3xNE04-1

CANOPY FLORÓN
DIBOND®

230V: Ø60cm | 23,6in
120V: Ø60cm | 23,6in

CABLE

Transparent
Transparente

Lenght/largo customizable

Energy efficiency: A++ to E
Eficiencia energética: A++ a E

RECOMMENDED BULBS BOMBILLAS RECOMENDADAS

230V - 50Hz



E14 LED Vintage- Max. 12x7 W



E14 LED Standard- Max. 12x7 W

120V - 60Hz



E12 LED - Max. 12x7 W

NET WEIGHT PESO NETO

9,4kg | 20,7lb

60x80x82 cm
23,6x31,5x32,3 in
20kg | 40lb

Certifications:



115cm | 45,3in



90x90cm | 35,4x35,4in

250cm | 98,4in

140cm | 55.1in



250cm | 98.4in

125x125cm | 49,2x49,2in

Nevo^{ref.} NE04-11

LAMPSHADE TULIPA
Painted stainless steel
Acero inoxidable pintado

One color to choose
Un color a elegir



CUSTOM
COLOR

Color combinations upon request
Combinaciones de color bajo pedido

Steel gloss nickel-plated
and Stainless steel
Acero níquel-satinado
y acero inoxidable

ref. 4xNE06P, 7xNE04-1

CANOPY FLORÓN
DIBOND®

230V: Ø120cm | 47,2in
120V: Ø120cm | 47,2in

CABLE
Transparent
Transparente

Lenght/largo customizable

Energy efficiency: A++ to E
Eficiencia energética: A++ a E

RECOMMENDED BULBS
BOMBILLAS RECOMENDADAS

230V - 50Hz

E14 LED Vintage- Max. 22x7 W
 E14 LED Standard- Max. 22x7 W

120V - 60Hz

E12 LED - Max. 22x7 W

NET WEIGHT
PESO NETO

10kg | 22lb



80x125x135 cm
31,5x49,2x53,1 in
53kg | 116,8lb



Certifications:

30cm | 11.8in



250cm | 98.4in

80x80cm | 31,5x31,5in

Tati^{ref.} TA04-3

LAMPSHADE TULIPA
Painted stainless steel
Acero inoxidable pintado

One color to choose
Un color a elegir



CUSTOM
COLOR

Color combinations upon request
Combinaciones de color bajo pedido

Steel gloss nickel-plated
and Stainless steel
Acero níquel-satinado
y acero inoxidable

ref. 3xTA06G

CANOPY FLORÓN
DIBOND®

230V: Ø60cm | 23,6in
120V: Ø60cm | 23,6in

CABLE
Transparent
Transparente

Lenght/largo customizable

Energy efficiency: A++ to E
Eficiencia energética: A++ a E

RECOMMENDED BULBS
BOMBILLAS RECOMENDADAS

230V - 50Hz

E14 LED Vintage - Max. 6x7 W
 E14 LED Standard- Max. 6x7 W

120V - 60Hz

E12 LED - Max. 6x7 W

NET WEIGHT
PESO NETO

6kg | 13,2lb



60x80x82 cm
23,6x31,5x32,3 in
19kg | 41,9lb



Certifications:

60cm | 23.6in




250cm | 98.4in

85x85cm | 33,5x33,5in

Tati^{ref.} TA04-5

LAMPSHADE TULIPA
Painted stainless steel
Acero inoxidable pintado

One color to choose
Un color a elegir



CUSTOM
COLOR

Color combinations upon request
Combinaciones de color bajo pedido

Steel gloss nickel-plated
and Stainless steel
Acero níquel-satinado
y acero inoxidable

ref. 3xTA06G, 2xTA06P

CANOPY FLORÓN
DIBOND®

230V: Ø60cm | 23,6in
120V: Ø60cm | 23,6in

CABLE
Transparent
Transparente

Lenght/largo customizable

Energy efficiency: A++ to E
Eficiencia energética: A++ a E

RECOMMENDED BULBS
BOMBILLAS RECOMENDADAS

230V - 50Hz

E14 LED Vintage- Max. 10x7 W
 E14 LED Standard- Max. 10x7 W

120V - 60Hz

E12 LED - Max. 10x7 W

NET WEIGHT
PESO NETO

8,9kg | 19,6lb



60x80x82 cm
23,6x31,5x32,3 in
25kg | 55,1lb



Certifications:



70cm | 27,6in

140x140cm | 55,1x55,1in

250cm | 98,4in

Tati ref. TA04-10

LAMPSHADE TULIPA
Painted stainless steel
Acero inoxidable pintado
One color to choose
Un color a elegir



CUSTOM COLOR

Color combinations upon request
Combinaciones de color bajo pedido

Steel gloss nickel-plated and Stainless steel
Acero niquel-satinado y acero inoxidable

ref. 6xTA06G, 4xTA06P

CANOPY FLORÓN
DIBOND®
230V: Ø120cm | 47,2in
120V: Ø120cm | 47,2in

CABLE
Transparent
Transparente
Lenght/largo customizable

Energy efficiency: A++ to E
Eficiencia energética: A++ a E

RECOMMENDED BULBS
BOMBILLAS RECOMENDADAS

230V - 50Hz
E14 LED Vintage- Max. 20x7 W
E14 LED Standard - Max. 20x7 W

120V - 60Hz
E12 LED - Max. 20x7 W

NET WEIGHT
PESO NETO
19kg | 41,9lb



80x125x135 cm
31,5x49,2x53,1 in
55kg | 121,3lb



Certifications:
CE cUL US




200cm | 78,7in

200x200cm | 78,7x78,7in

250cm | 98,4in

Tina ref. TN04-5

LAMPSHADE TULIPA
Polypropylene
Polipropileno
One color: white
Un color: blanco



Painted steel
Acero pintado

ref. 5xTN04

CANOPY FLORÓN
DIBOND®
230V: Ø120cm | 47,2in
120V: Ø120cm | 47,2in

CABLE
Transparent
Transparente
Lenght/largo customizable

Energy efficiency: A++ to E
Eficiencia energética: A++ a E

RECOMMENDED BULBS
BOMBILLAS RECOMENDADAS

230V - 50Hz
E27 LED Vintage- Max. 5x12 W
E27 LED Standard- Max. 5x12 W

120V - 60Hz
E26 LED - Max. 5x12 W

NET WEIGHT
PESO NETO
18kg | 39,7lb



80x125x135 cm
31,5x49,2x53,1 in
38kg | 83,8lb



Certifications:
CE cUL US




47cm | 18,6in

71x75cm | 27,8x29,3in

250cm | 98,4in

Ura ref. UR04-3

LAMPSHADE TULIPA
Painted stainless steel
Acero inoxidable pintado
One color to choose
Un color a elegir



CUSTOM COLOR

Color combinations upon request
Combinaciones de color bajo pedido

Stainless steel
Acero inoxidable

ref. 1xUR104, 1xUR204, 1xUR304

CANOPY FLORÓN
DIBOND®
230V: Ø60cm | 23,6in
120V: Ø60cm | 23,6in

CABLE
Transparent or black
Transparente o negro
Lenght/largo customizable

Energy efficiency: A++ to E
Eficiencia energética: A++ a E

RECOMMENDED BULBS
BOMBILLAS RECOMENDADAS

230V - 50Hz
E27 LED Vintage- Max. 3x12 W
E27 LED Standard- Max. 3x12 W

120V - 60Hz
E26 LED - Max. 3x12 W

NET WEIGHT
PESO NETO
10,2kg | 22,5lb



60x80x95 cm
23,6x31,5x37,4 in
10,2kg | 22,5lb



Certifications:
CE cUL US

WALL & CEILING LAMPS

APLIQUES Y PLAFONES

35cm | 13,7in




36cm | 14,2in

15cm | 5,9in

Ballet ref. BA06

LAMPSHADE TULIPA
Painted stainless steel
Acero inoxidable pintado

One color to choose
Un color a elegir



CUSTOM
COLOR

SUPPORT SOPORTE
Painted steel
Acero pintado

**MOUNTING OPTIONS
OPCIONES DE
INSTALACIÓN**
Wall lamp
Aplique

Energy efficiency: A++ to E
Eficiencia energética: A++ a E

**RECOMMENDED BULBS
BOMBILLAS RECOMENDADAS**

230V - 50Hz

E27 LED Vintage- Max. 1x8W

E27 LED Standard- Max. 1x8 W

120V - 60Hz

E26 LED - Max. 1x8 W

**NET WEIGHT
PESO NETO**

0,6kg | 1,3lb



44x44x20 cm
17,3x17,3x7,9 in
1,9kg | 4,2lb



Certifications:



35cm | 13,7in



36cm | 14,2in

15cm | 5,9in

LED

Ballet ref. BA06-LD

LAMPSHADE TULIPA
Painted stainless steel
Acero inoxidable pintado

One color to choose
Un color a elegir



CUSTOM
COLOR

SUPPORT SOPORTE
Painted steel
Acero pintado

**MOUNTING OPTIONS
OPCIONES DE INSTALACIÓN**
Wall lamp
Apique

Inside diffuser
Difusor interno

LED / DIMMABLE

**LIGHT SOURCE BUILT-IN
FUENTE DE LUZ INCLUIDA**

230V - 50Hz

8W 3000K 1067lm built-in

upon request 2700K 960lm

Dimming system PHASE CUT

120V - 60Hz

8W 3000K 1067lm built-in

upon request 2700K 960lm

Dimming system PHASE CONTROL

Energy efficiency: A+
Eficiencia energética A+

**NET WEIGHT
PESO NETO**

1kg | 2,3lb



44x44x20 cm
17,3x17,3x7,9 in
1,9kg | 4,2lb



Certifications:



35cm | 13,7in



21cm | 8,2in

38cm | 14,9in

Blum ref. BLO6

LAMPSHADE TULIPA

Painted stainless steel thread
Hilo de acero inoxidable pintado

One color: white
Un color: blanco



B

SUPPORT SOPORTE

Painted steel
Acero pintado

MOUNTING OPTIONS OPCIONES DE INSTALACIÓN

Wall lamp
Aplique

Energy efficiency: A++ to E
Eficiencia energética: A++ a E

RECOMMENDED BULBS BOMBILLAS RECOMENDADAS

230V - 50Hz

E27 LED Vintage- Max. 1x12 W

E27 LED Standard- Max. 1x12 W

120V - 60Hz

E26 LED - Max. 1x12 W

NET WEIGHT PESO NETO

1,1kg | 2,4lb



44x44x40 cm
17,3x17,3x15,7 in
1,5kg | 3,3lb



Certifications:

30cm | 11,8 in



40cm | 15,7in

15cm | 5,9in

Cors ref. CR06

LAMPSHADE TULIPA

Painted stainless steel
Acero inoxidable pintado

One color to choose
Un color a elegir



BL BE G T



CUSTOM COLOR

SUPPORT SOPORTE

Stainless steel
Acero inoxidable

MOUNTING OPTIONS OPCIONES DE INSTALACIÓN

Wall lamp
Aplique

Energy efficiency: A+ to C
Eficiencia energética: A+ a C

RECOMMENDED BULBS BOMBILLAS RECOMENDADAS

230V - 50Hz

G9 LED - Max. 2x4 W

120V - 60Hz

G9 LED - Max. 2x4 W

NET WEIGHT PESO NETO

0,6kg | 1,3lb



51x19x27 cm
20,1x7,5x10,6 in
1kg | 2,2lb



Certifications:

LED

Cors ref. CR06-LD

LAMPSHADE TULIPA

Painted stainless steel
Acero inoxidable pintado

One color to choose
Un color a elegir



BL BE G T



CUSTOM COLOR

SUPPORT SOPORTE

Steel gloss nickel-plated and stainless steel
Acero níquel-satinado y acero inoxidable

MOUNTING OPTIONS OPCIONES DE INSTALACIÓN

Wall lamp
Aplique

Inside diffuser
Difusor interno

LED / DIMMABLE

LIGHT SOURCE BUILT-IN FUENTE DE LUZ INCLUIDA

230V - 50Hz

8W 3000K 1067lm built-in

upon request 2700K 960lm

Dimming system PHASE CUT

120V - 60Hz

8W 3000K 1067lm built-in

upon request 2700K 960lm

Dimming system PHASE CONTROL

Energy efficiency: A+
Eficiencia energética A+

NET WEIGHT PESO NETO

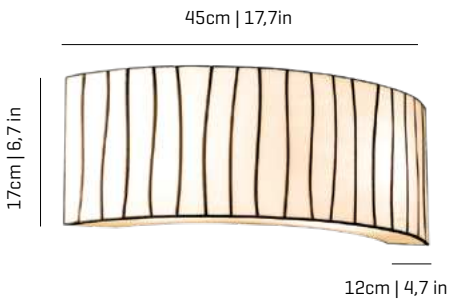
1,1kg | 2,4lb



51x19x27 cm
20,1x7,5x10,6 in
1,5kg | 3,3lb




Certifications:



Curvas ref. CVO6

LAMPSHADE TULIPA
Glass
 Vidrio

One color to choose
Un color a elegir



SUPPORT SOPORTE
Stainless steel
Acero inoxidable

**MOUNTING OPTIONS
OPCIONES DE
INSTALACIÓN**
Wall lamp
Aplique

Energy efficiency: A++ to E
Eficiencia energética: A++ a E

**RECOMMENDED BULBS
BOMBILLAS RECOMENDADAS**

230V - 50Hz

- E14 LED Vintage - Max. 2x7 W
- E14 LED Standard - Max. 2x7 W

120V - 60Hz

- E12 LED - Max. 2x7 W

**NET WEIGHT
PESO NETO**

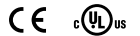
1,7kg | 3,7lb



66x32x23 cm
26x12,6x9,1 in
3kg | 6,5lb



Certifications:



Gea ref. GE06

LAMPSHADE TULIPA
Painted stainless steel
Acero inoxidable pintado

One color to choose
Un color a elegir



CUSTOM
COLOR

SUPPORT SOPORTE
Stainless steel
Acero inoxidable

**MOUNTING OPTIONS
OPCIONES DE
INSTALACIÓN**
Wall lamp
Apique

Energy efficiency: A+ to C
Eficiencia energética: A+ a C

**RECOMMENDED BULBS
BOMBILLAS RECOMENDADAS**

230V - 50Hz

- G9 LED - Max. 2x4 W

120V - 60Hz

- G9 LED - Max. 2x4 W

**NET WEIGHT
PESO NETO**

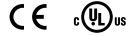
0,6kg | 1,3lb



34x24x15 cm
13,4x9,4x5,9 in
1kg | 2,2lb



Certifications:



LED Gea ref. GE06-LD

LAMPSHADE TULIPA
Painted stainless steel
Acero inoxidable pintado

One color to choose
Un color a elegir



CUSTOM
COLOR

SUPPORT SOPORTE
Steel gloss nickel-plated
and stainless steel
Acero níquel-satinado
y acero inoxidable

**MOUNTING OPTIONS
OPCIONES DE
INSTALACIÓN**
Wall lamp
Apique

Inside diffuser
Difusor interno

LED / DIMMABLE

**LIGHT SOURCE BUILT-IN
FUENTE DE LUZ INCLUIDA**

230V - 50Hz

- 8W 3000K 1067lm built-in
upon request 2700K 960lm
Dimming system PHASE CUT

120V - 60Hz

- 8W 3000K 1067lm built-in
upon request 2700K 960lm
Dimming system PHASE CONTROL

Energy efficiency: A+
Eficiencia energética A+

**NET WEIGHT
PESO NETO**

1,1kg | 2,4lb



34x24x15 cm
13,4x9,4x5,9 in
1,5kg | 3,3lb



Certifications:



Kala ref. KL06



LAMPSHADE TULIPA
Painted stainless steel
Acero inoxidable pintado

One color to choose
Un color a elegir



CUSTOM
COLOR

SUPPORT SOPORTE
Stainless steel
Acero inoxidable

**MOUNTING OPTIONS
OPCIONES DE
INSTALACIÓN**
Wall lamp
Aplique

Energy efficiency: A+ to C
Eficiencia energética: A+ a C

**RECOMMENDED BULBS
BOMBILLAS RECOMENDADAS**

230V - 50Hz

☑ G9 LED - Max. 2x4 W

120V - 60Hz

☑ G9 LED - Max. 2x4 W

**NET WEIGHT
PESO NETO**
0,6kg | 1,3lb



34x24x15 cm
13,4x9,4x5,9 in
1kg | 2,2lb




Certifications:
CE cULus

*Width 110V: 24cm|9,4in


LED

Kala ref. KL06-LD



LAMPSHADE TULIPA
Painted stainless steel
Acero inoxidable pintado

One color to choose
Un color a elegir



CUSTOM
COLOR

Inside diffuser
Difusor interno

SUPPORT SOPORTE
Steel gloss nickel-plated
and stainless steel
Acero niquel-satinado
y acero inoxidable

**MOUNTING OPTIONS
OPCIONES DE
INSTALACIÓN**
Wall lamp
Aplique

LED / DIMMABLE

**LIGHT SOURCE BUILT-IN
FUENTE DE LUZ INCLUIDA**

230V - 50Hz

☑ 8W 3000K 1067lm built-in
upon request 2700K 960lm
Dimming system PHASE CUT

120V - 60Hz

☑ 8W 3000K 1067lm built-in
upon request 2700K 960lm
Dimming system PHASE CONTROL

Energy efficiency: A+
Eficiencia energética A+

**NET WEIGHT
PESO NETO**
1,1kg | 2,4lb



34x24x15 cm
13,4x9,4x5,9 in
1,5kg | 3,3lb



Certifications:
CE cULus


LED

Kite ref. KT06-LD



LAMPSHADE TULIPA
Painted stainless steel
Acero inoxidable pintado

One color to choose
Un color a elegir



CUSTOM
COLOR

SUPPORT SOPORTE
Stainless steel
Acero inoxidable

**MOUNTING OPTIONS
OPCIONES DE
INSTALACIÓN**
Wall & ceiling lamp
Aplique & plafón

**LIGHT SOURCE BUILT-IN
FUENTE DE LUZ INCLUIDA**

230V - 50Hz

☑ 24W 3000K 3780lm built-in
upon request 2700K 3636lm

Dimming system DALI / Switch DIM
upon request PHASE CUT

120V - 60Hz

☑ 24W 3000K 3780lm built-in
upon request 2700K 3636lm

Dimming system 0-10 V
upon request PHASE CONTROL

Energy efficiency: A++
Eficiencia energética: A++


**NET WEIGHT
PESO NETO**
8,5kg | 18,7lb



71x71x15 cm
28x28x5,9 in
9,2kg | 20,3lb



Certifications:
CE UL ADA




LED

Kite ref. KT06G-LD

LAMPSHADE TULIPA
Painted stainless steel
Acero inoxidable pintado

SUPPORT SOPORTE
Stainless steel
Acero inoxidable

One color to choose
Un color a elegir



CUSTOM
COLOR

**MOUNTING OPTIONS
OPCIONES DE
INSTALACIÓN**
Wall & ceiling lamp
Aplique & plafón

LED / DIMMABLE

**LIGHT SOURCE BUILT-IN
FUENTE DE LUZ INCLUIDA**

230V - 50Hz
48W 3000K 7560lm built-in

upon request 2700K 7272lm

Dimming system DALI / Switch DIM
upon request PHASE CUT

120V - 60Hz

48W 3000K 7560lm built-in
upon request 2700K 7272lm

Dimming system 0-10 V
upon request PHASE CONTROL

**NET WEIGHT
PESO NETO**

7,5kg | 16,5lb

102x102x13 cm
40,1x40,1x5,1 in
11kg | 24,2lb



Certifications:



Energy efficiency: A++
Eficiencia energética: A++

LED

Li ref. LI06

LAMPSHADE TULIPA
Pressed Cellulose
Celulosa prensada

SUPPORT SOPORTE
Stainless steel
Acero inoxidable

One color to choose
Un color a elegir



**MOUNTING OPTIONS
OPCIONES DE
INSTALACIÓN**
Wall lamp
Aplique

LED / DIMMABLE

**LIGHT SOURCE BUILT-IN
FUENTE DE LUZ INCLUIDA**

230V - 50Hz
11,8W 3000K 1805lm built-in
upon request 2700K

Dimming system PHASE CUT

120V - 60Hz

11,8W 3000K 1805lm built-in
upon request 2700K

Dimming system PHASE CONTROL

**NET WEIGHT
PESO NETO**

1,2kg | 2,6lb

70x21x12 cm
27,6x8,3x4,7 in
2kg | 4,4lb



Certifications:



Energy efficiency: A+
Eficiencia energética: A+



LED

Li ref. LI06G

LAMPSHADE TULIPA
Pressed Cellulose
Celulosa prensada

SUPPORT SOPORTE
Stainless steel
Acero inoxidable

One color to choose
Un color a elegir



**MOUNTING OPTIONS
OPCIONES DE
INSTALACIÓN**
Wall lamp
Aplique

LED / DIMMABLE

**LIGHT SOURCE BUILT-IN
FUENTE DE LUZ INCLUIDA**

230V - 50Hz
23,6W 3000K 2768lm built-in
upon request 2700K

Dimming system PHASE CUT

120V - 60Hz

23,6W 3000K 2768lm built-in
upon request 2700K

Dimming system PHASE CONTROL

**NET WEIGHT
PESO NETO**

2,9kg | 6,4lb


110x31x25 cm
43,3x12,2x9,8 in
4,7kg | 10,4lb




Certifications:



Energy efficiency: A+
Eficiencia energética: A+





LED

Li ref. L106G-D

LAMPSHADE TULIPA

Pressed Cellulose
Celulosa prensada

One color to choose
Un color a elegir



SUPPORT SOPORTE

Stainless steel
Acero inoxidable

MOUNTING OPTIONS OPCIONES DE INSTALACIÓN

Wall lamp
Aplique

LED / DIMMABLE

LIGHT SOURCE BUILT-IN FUENTE DE LUZ INCLUIDA

230V - 50Hz

☐☐☐☐ 23,6W 3000K 2768lm built-in

upon request 2700K

Dimming system DALI / Switch DIM

120V - 60Hz

☐☐☐☐ 23,6W 3000K 2768lm built-in

upon request 2700K

Dimming system 0-10V

NET WEIGHT PESO NETO

2,9kg | 6,4lb




110x31x25 cm
43,3x12,2x9,8 in
4,7kg | 10,4lb



Certifications:



Energy efficiency: A+
Eficiencia energética: A+



LED

Mytilus ref. MY06

LAMPSHADE TULIPA

Painted stainless steel
Acero inoxidable pintado

One color: white
Un color: blanco



SUPPORT SOPORTE

Steel gloss nickel-plated
Acero niquel-satinado

MOUNTING OPTIONS OPCIONES DE INSTALACIÓN

Wall lamp
Aplique

LED / DIMMABLE

LIGHT SOURCE BUILT-IN FUENTE DE LUZ INCLUIDA

230V - 50Hz

☉ 8W 3000K 1067lm built-in
upon request 2700K 960lm

Dimming system PHASE CUT

120V - 60Hz

☉ 8W 3000K 1067lm built-in
upon request 2700K 960lm

Dimming system PHASE CONTROL

NET WEIGHT PESO NETO

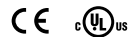
3kg | 6,6lb



60x60x22 cm
23,6x23,6x8,7 in
4,5kg | 9,9lb



Certifications:



Energy efficiency: A+
Eficiencia energética: A+

DIFFUSER DIFUSOR

Glass sphere
Esfera de vidrio

*approximate measurements
*medidas aproximadas




Nevo ref. NE06P

LAMPSHADE TULIPA

Painted stainless steel
Acero inoxidable pintado

One color to choose
Un color a elegir



SUPPORT SOPORTE

Steel gloss nickel-plated
and stainless steel
Acero niquel-satinado
y acero inoxidable

MOUNTING OPTIONS OPCIONES DE INSTALACIÓN

Wall lamp
Aplique

RECOMMENDED BULBS BOMBILLAS RECOMENDADAS

230V - 50Hz

☉ G9 LED - Max. 1x4 W

120V - 60Hz

☉ G9 LED - Max. 1x4 W

NET WEIGHT PESO NETO

0,8kg | 1,8lb



36x36x31 cm
14,2x14,2x12,2 in
1,8kg | 4lb



Certifications:



Energy efficiency: A+ to C
Eficiencia energética: A+ a C



Nevo^{ref.} NE06P-LD

LED / DIMMABLE

LAMPSHADE TULIPA

Painted stainless steel
Acero inoxidable pintado

One color to choose
Un color a elegir



Steel gloss nickel-plated
and stainless steel
Acero niquel-satinado
y acero inoxidable

Inside diffuser
Difusor interno

SUPPORT SOPORTE

Steel gloss nickel-plated
and stainless steel
Acero niquel-satinado
y acero inoxidable

MOUNTING OPTIONS OPCIONES DE INSTALACIÓN

Wall lamp
Aplique

LIGHT SOURCE BUILT-IN FUENTE DE LUZ INCLUIDA

230V - 50Hz

8W 3000K 1067lm built-in
upon request 2700K 960lm
Dimming system PHASE CUT

120V - 60Hz

8W 3000K 1067lm built-in
upon request 2700K 960lm
Dimming system PHASE CONTROL

Energy efficiency: A+
Eficiencia energética A+

NET WEIGHT PESO NETO

1,2kg | 2,6lb



36x36x31 cm
14,2x14,2x12,2 in
1,8kg | 4lb



Certifications:




38cm | 14,9in

Nevo^{ref.} NE06

LAMPSHADE TULIPA

Painted stainless steel
Acero inoxidable pintado

One color to choose
Un color a elegir



Steel gloss nickel-plated
and stainless steel
Acero niquel-satinado
y acero inoxidable

SUPPORT SOPORTE

Steel gloss nickel-plated
and stainless steel
Acero niquel-satinado
y acero inoxidable

MOUNTING OPTIONS OPCIONES DE INSTALACIÓN

Wall lamp
Aplique

RECOMMENDED BULBS BOMBILLAS RECOMENDADAS

230V - 50Hz

E14 LED Vintage - Max. 2x7 W
E14 LED Standard - Max. 2x7 W

120V - 60Hz

E12 LED - Max. 2x7 W

Energy efficiency: A++ to E
Eficiencia energética: A++ a E

NET WEIGHT PESO NETO

1,1kg | 2,4lb



36x36x31 cm
14,2x14,2x12,2 in
2,2kg | 4,8lb



Certifications:




Nevo^{ref.} NE06-LD

LED / DIMMABLE

LAMPSHADE TULIPA

Painted stainless steel
Acero inoxidable pintado

One color to choose
Un color a elegir



Steel gloss nickel-plated
and stainless steel
Acero niquel-satinado
y acero inoxidable

Inside diffuser
Difusor interno

SUPPORT SOPORTE

Steel gloss nickel-plated
and stainless steel
Acero niquel-satinado
y acero inoxidable

MOUNTING OPTIONS OPCIONES DE INSTALACIÓN

Wall lamp
Aplique

LIGHT SOURCE BUILT-IN FUENTE DE LUZ INCLUIDA

230V - 50Hz

8W 3000K 1067lm built-in
upon request 2700K 960lm
Dimming system PHASE CUT

120V - 60Hz

8W 3000K 1067lm built-in
upon request 2700K 960lm
Dimming system PHASE CONTROL

Energy efficiency: A+
Eficiencia energética A+

NET WEIGHT PESO NETO

1,4kg | 3,1lb



36x36x31 cm
14,2x14,2x12,2 in
2,2kg | 4,8lb



Certifications:



Onn ref. ON06



LAMPSHADE TULIPA
Painted stainless steel
Acero inoxidable pintado

One color: white
Un color: blanco



BL

SUPPORT SOPORTE
Painted steel
Acero pintado

**MOUNTING OPTIONS
OPCIONES DE
INSTALACIÓN**
Wall & ceiling lamp
Aplique & plafón

Energy efficiency: A++ to E
Eficiencia energética: A++ a E

**RECOMMENDED BULBS
BOMBILLAS RECOMENDADAS**

230V - 50Hz

E27 LED Vintage- Max. 1x8 W

E27 LED Standard- Max. 1x8 W

120V - 60Hz

E26 LED - Max. 1x8 W

**NET WEIGHT
PESO NETO**

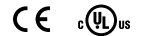
3kg | 6,6lb



52x47x31 cm
20,5x18,5x12,2 in
4,4kg | 9,7lb




Certifications:



LED

Onn ref. ON06-LD



LAMPSHADE TULIPA
Painted stainless steel
Acero inoxidable pintado

One color: white
Un color: blanco



BL

Inside diffuser
Difusor interno

SUPPORT SOPORTE
Painted steel
Acero pintado

**MOUNTING OPTIONS
OPCIONES DE
INSTALACIÓN**
Wall lamp
Aplique

**LIGHT SOURCE BUILT-IN
FUENTE DE LUZ INCLUIDA**

230V - 50Hz

24W 3000K 2945lm built-in
upon request 2700K 2860lm

Dimming system DALI / Switch DIM
upon request PHASE CUT

120V - 60Hz

24W 3000K 2945lm built-in
upon request 2700K 2860lm

Dimming system DALI / Switch DIM
upon request PHASE CONTROL

**NET WEIGHT
PESO NETO**

3,5kg | 7,7lb



52x47x31 cm
20,5x18,5x12,2 in
4,4kg | 9,7lb



Certifications:



Energy efficiency: A+
Eficiencia energética A+

Onn ref. ON06G



LAMPSHADE TULIPA
Painted stainless steel
Acero inoxidable pintado

One color: white
Un color: blanco



BL

SUPPORT SOPORTE
Painted steel
Acero pintado

**MOUNTING OPTIONS
OPCIONES DE
INSTALACIÓN**
Wall lamp
Aplique

Energy efficiency: A++ to E
Eficiencia energética: A++ a E

**RECOMMENDED BULBS
BOMBILLAS RECOMENDADAS**

230V - 50Hz

E27 LED Vintage- Max. 3x8 W

E27 LED Standard- Max. 3x8 W

120V - 60Hz

E26 LED - Max. 3x8 W

**NET WEIGHT
PESO NETO**

7kg | 15,4lb



71x71x32 cm
28x28x12,6 in
8kg | 17,6lb



Certifications:



LED

Planum ref. PM06R-LD

LED / DIMMABLE

96x96cm | 37,8 x37,8 in



LAMPSHADE TULIPA
Painted stainless steel
Acero inoxidable pintado

SUPPORT SOPORTE
Stainless steel
Acero inoxidable

LIGHT SOURCE BUILT-IN
FUENTE DE LUZ INCLUIDA

NET WEIGHT
PESO NETO

One color to choose
Un color a elegir



BL G

CUSTOM COLOR

MOUNTING OPTIONS
OPCIONES DE INSTALACIÓN

Wall & ceiling lamp
Aplique & plafón

230V - 50Hz

48W 3000K 7560lm built-in

upon request 2700K 7272lm

Dimming system DALI / Switch DIM
upon request PHASE CUT

6,6kg | 14,6lb



102x102x15 cm
40,1x40,1x5,9 in
10kg | 22lb

120V - 60Hz

48W 3000K 7560lm built-in

upon request 2700K 7272lm

Dimming system 0-10 V
upon request PHASE CONTROL



Certifications:



Energy efficiency: A++
Eficiencia energética: A++

LED

Planum ref. PM06PR-LD

LED / DIMMABLE

47cm | 18,5 in



96cm | 37,8 in

8cm | 3,1 in


LAMPSHADE TULIPA
Painted stainless steel
Acero inoxidable pintado

SUPPORT SOPORTE
Stainless steel
Acero inoxidable

LIGHT SOURCE BUILT-IN
FUENTE DE LUZ INCLUIDA

NET WEIGHT
PESO NETO

One color to choose
Un color a elegir



BL G

CUSTOM COLOR

MOUNTING OPTIONS
OPCIONES DE INSTALACIÓN

Wall & ceiling lamp
Aplique & plafón

230V - 50Hz

24W 3000K 3780lm built-in

upon request 2700K 3636lm

Dimming system DALI / Switch DIM
upon request PHASE CUT

2,8kg | 6,2lb



100x53x15 cm
39,4x20,9x5,9 in
5kg | 11lb

120V - 60Hz

24W 3000K 3780lm built-in

upon request 2700K 3636lm

Dimming system 0-10 V
upon request PHASE CONTROL



Certifications:



Energy efficiency: A++
Eficiencia energética: A++

Tati ref. TA06

19cm | 7,5in



23cm | 9in

15cm | 5,9 in

LAMPSHADE TULIPA
Painted stainless steel
Acero inoxidable pintado

SUPPORT SOPORTE
Stainless steel
Acero inoxidable

RECOMMENDED BULBS
BOMBILLAS RECOMENDADAS

NET WEIGHT
PESO NETO

One color to choose
Un color a elegir



BL BE G T

CUSTOM COLOR

MOUNTING OPTIONS
OPCIONES DE INSTALACIÓN

Wall lamp
Aplique

230V - 50Hz

G9 LED - Max. 2x4 W

120V - 60Hz

G9 LED - Max. 2x4 W

0,5kg | 1,1lb



34x24x15 cm
13,4x9,4x5,9 in
1kg | 2,2lb




Steel gloss nickel-plated
and stainless steel
Acero níquel-satinado
y acero inoxidable

Energy efficiency: A+ to C
Eficiencia energética: A+ a C

Certifications:





Tati ref. TA06-LD

LED / DIMMABLE

LAMPSHADE TULIPA
Painted stainless steel
Acero inoxidable pintado

SUPPORT SOPORTE
Steel gloss nickel-plated
and stainless steel
Acero niquel-satinado
y acero inoxidable

**LIGHT SOURCE BUILT-IN
FUENTE DE LUZ INCLUIDA**

**NET WEIGHT
PESO NETO**
0,7kg | 1,5lb

One color to choose
Un color a elegir



CUSTOM
COLOR

Steel gloss nickel-plated
and stainless steel
Acero niquel-satinado
y acero inoxidable

**MOUNTING OPTIONS
OPCIONES DE
INSTALACIÓN**
Wall lamp
Aplique

230V - 50Hz
8W 3000K 1067lm built-in
upon request 2700K 960lm
Dimming system PHASE CUT


120V - 60Hz
8W 3000K 1067lm built-in
upon request 2700K 960lm
Dimming system PHASE CONTROL

Energy efficiency: A+
Eficiencia energética A+

34x24x15 cm
13,4x9,4x5,9 in
1kg | 2,2lb



Certifications:
CE cULus



Tati ref. TA06P

**RECOMMENDED BULBS
BOMBILLAS RECOMENDADAS**


**NET WEIGHT
PESO NETO**
0,8kg | 1,8lb

LAMPSHADE TULIPA
Painted stainless steel
Acero inoxidable pintado

SUPPORT SOPORTE
Steel gloss nickel-plated
and stainless steel
Acero niquel-satinado
y acero inoxidable

230V - 50Hz
G9 LED - Max. 1x4 W

One color to choose
Un color a elegir



CUSTOM
COLOR

Steel gloss nickel-plated
and stainless steel
Acero niquel-satinado
y acero inoxidable

**MOUNTING OPTIONS
OPCIONES DE
INSTALACIÓN**
Wall lamp
Aplique

120V - 60Hz
G9 LED - Max. 1x4 W

Energy efficiency: A+ to C
Eficiencia energética: A+ a C

36x36x31 cm
14,2x14,2x12,2 in
1kg | 2,2lb



Certifications:
CE cULus



Tati ref. TA06P-LD

LED / DIMMABLE

LAMPSHADE TULIPA
Painted stainless steel
Acero inoxidable pintado

SUPPORT SOPORTE
Steel gloss nickel-plated
and stainless steel
Acero niquel-satinado
y acero inoxidable

**LIGHT SOURCE BUILT-IN
FUENTE DE LUZ INCLUIDA**

**NET WEIGHT
PESO NETO**
1,2kg | 2,6lb

One color to choose
Un color a elegir



CUSTOM
COLOR

Steel gloss nickel-plated
and stainless steel
Acero niquel-satinado
y acero inoxidable

**MOUNTING OPTIONS
OPCIONES DE
INSTALACIÓN**
Wall lamp
Aplique

230V - 50Hz
8W 3000K 1067lm built-in
upon request 2700K 960lm
Dimming system PHASE CUT

120V - 60Hz
8W 3000K 1067lm built-in
upon request 2700K 960lm
Dimming system PHASE CONTROL


Energy efficiency: A+
Eficiencia energética A+

36x36x31 cm
14,2x14,2x12,2 in
1,5kg | 3,3lb



Certifications:
CE cULus

Tati ref. TA06G



LAMPSHADE TULIPA
Painted stainless steel
Acero inoxidable pintado

One color to choose
Un color a elegir



CUSTOM
COLOR

Steel gloss nickel-plated
and stainless steel
Acero niquel-satinado
y acero inoxidable

SUPPORT SOPORTE
Steel gloss nickel-plated
and stainless steel
Acero niquel-satinado
y acero inoxidable

MOUNTING OPTIONS
OPCIONES DE
INSTALACIÓN

Wall lamp
Aplique

Energy efficiency: A++ to E
Eficiencia energética: A++ a E

RECOMMENDED BULBS
BOMBILLAS RECOMENDADAS

230V - 50Hz

E14 LED Vintage - Max. 2x7 W
 E14 LED Standard - Max. 2x7 W

120V - 60Hz

E12 LED - Max. 2x7 W

NET WEIGHT
PESO NETO

1kg | 2,2lb



52x47x31 cm
20,5x18,5x12,2 in
2,4kg | 5,3lb




Certifications:




LED

Tati ref. TA06G-LD



LAMPSHADE TULIPA
Painted stainless steel
Acero inoxidable pintado

One color to choose
Un color a elegir



CUSTOM
COLOR

Steel gloss nickel-plated
and stainless steel
Acero niquel-satinado
y acero inoxidable

SUPPORT SOPORTE
Steel gloss nickel-plated
and stainless steel
Acero niquel-satinado
y acero inoxidable

MOUNTING OPTIONS
OPCIONES DE
INSTALACIÓN

Wall lamp
Aplique

LED / DIMMABLE

LIGHT SOURCE BUILT-IN
FUENTE DE LUZ INCLUIDA

230V - 50Hz

8W 3000K 1067lm built-in
upon request 2700K 960lm
Dimming system PHASE CUT

120V - 60Hz

8W 3000K 1067lm built-in
upon request 2700K 960lm
Dimming system PHASE CONTROL

Energy efficiency: A+
Eficiencia energética A+

NET WEIGHT
PESO NETO

1,4kg | 3,1lb



52x47x31 cm
20,5x18,5x12,2 in
2,4kg | 5,3lb

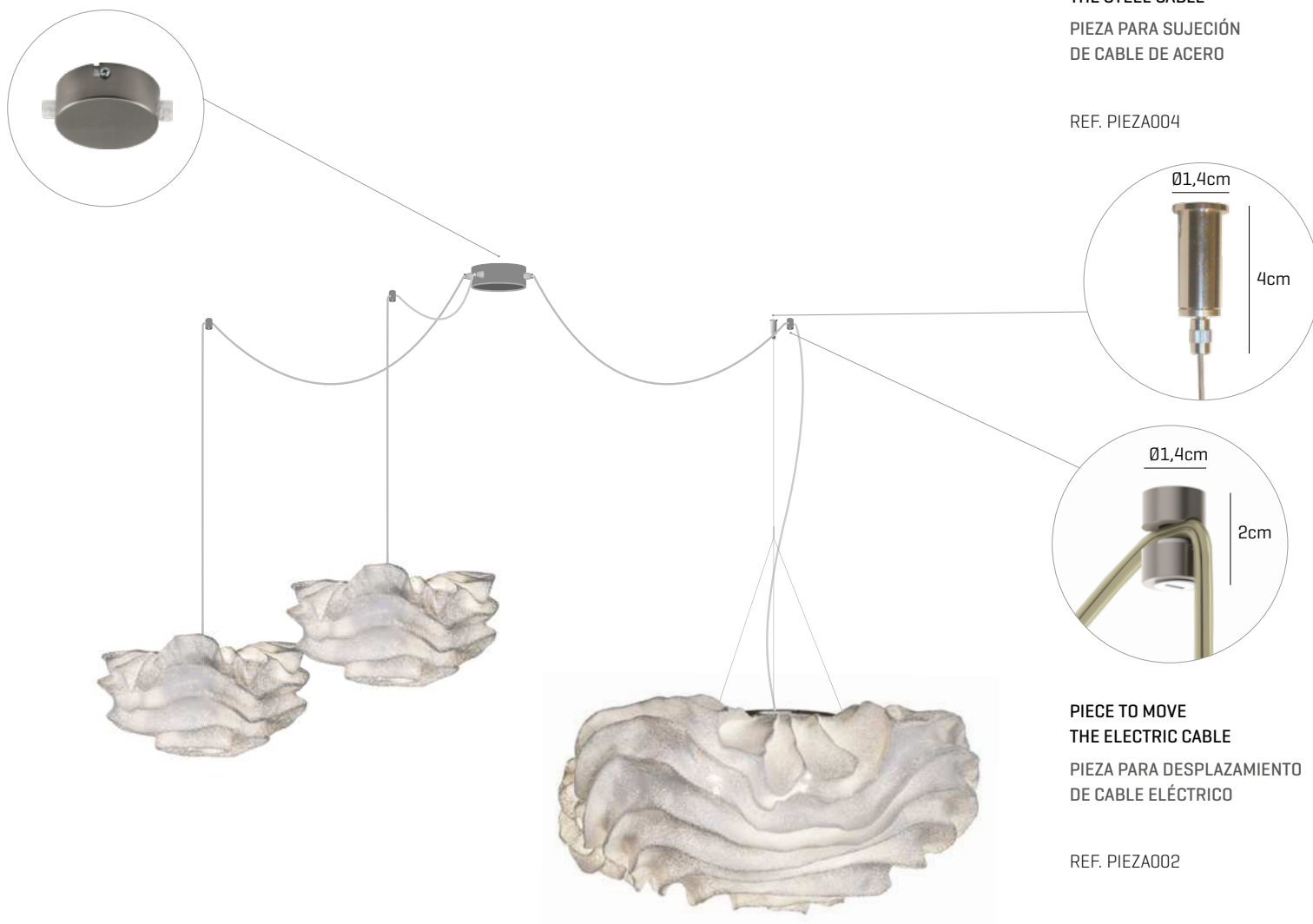


Certifications:



ACCESORIOS ACCESSORIES

CANOPY & PIECE TO MOVE THE ELECTRIC CABLE | FLORÓN & PIEZA PARA DESPLAZAMIENTO DE CABLE ELÉCTRICO



PIECE TO HOLD
THE STEEL CABLE
PIEZA PARA SUJECIÓN
DE CABLE DE ACERO

REF. PIEZA004

Ø1,4cm

4cm

Ø1,4cm

2cm

PIECE TO MOVE
THE ELECTRIC CABLE
PIEZA PARA DESPLAZAMIENTO
DE CABLE ELÉCTRICO

REF. PIEZA002

Option for luminaires
with electric cable only
Opción para luminarias
solamente con cable eléctrico

Option for luminaires with
electric and steel cable
Opción para luminarias con
cable eléctrico y de acero

CANOPY | FLORÓN

Canopy small Ø80mm Florón pequeño Ø80mm

Finishing nickel-plated
Acabado níquel satinado

Maximum 3 outputs
Máximo 3 salidas

Ref. CAN8



Canopy medium Ø120mm Florón mediano Ø120mm

Finishing nickel-plated
Acabado níquel satinado

Maximum 8 outputs
Máximo 8 salidas

Ref. CAN12



Type 1 Tipo 1

One side output
Salida por el lateral
hacia un lado



Type 2 Tipo 2

Around side output
Salida lateral alrededor



Type 3 Tipo 3

Downward output
Salida hacia abajo

Canopy large Ø142mm Florón grande Ø142mm

Finishing nickel-plated
Acabado níquel satinado

Maximum 16 outputs
Máximo 16 salidas

Ref. CAN14



Output number Número de salidas

From 2 to 16 Desde 2 hasta 16

For a larger number of outputs, consult with us
Para un mayor número de salidas, consúltenos

LIGHT BULBS | BOMBILLAS

BASE	DESCRIPCIÓN	W	T (Kelvin)	REF.
E27 LED	Standard vintage Ø60mm	8	2700K 3000K	ELEC0907 ELEC0908
	Standard Dimmable vintage Ø60mm	8	2700K 3000K	ELEC0700 ELEC0909
	Standard vintage Ø67mm	12	2700K 3000K	ELEC0911 ELEC0910
E14 LED Round	Round Vintage	4	2700K	ELEC0689
E14 LED Candel	Candel Vintage	4	2700K	ELEC0688
G9 LED	LED bi-pin 230V	4	2700K 3000K	ELEC0703 ELEC0655
2GX13	Circular Fluorescent	22	3000K	ELEC0542
		55	3000K	ELEC0544

¹E.E.I.: Energy Efficiency Index. This index is only an estimate and may vary from one manufacturer to another.

Note: The brands that are provided are Osram or Philips. If those brands are not available, we will provide you with another of similar quality.

¹I.E.E.: Índice de Eficiencia Energética. Este índice es sólo una estimación y puede cambiar de un fabricante a otro.

Nota: Las marcas que se suministran son Osram o Philips. En caso de no disponer de las marcas indicadas, se suministrarán otras de calidad equivalente.



Headquarters:
Calor Color S.L.
C/ Castiñeiras 108A.
15895 O Milladoiro, A Coruña, Spain.
T. +34 981 814 600
F. +34 981 502 000
info@arturo-alvarez.com
www.a-emotionallight.com

Artwork Arturo Álvarez:
San Miguel de Sarandón, 9.
15885 Vedra, A Coruña, Spain.

©2020 Calor Color S.L.
All rights reserved.
Legal deposit: C 70-2020
Printed by Agencia Gráfica. Santiago de Compostela. Spain.

