

Axolight

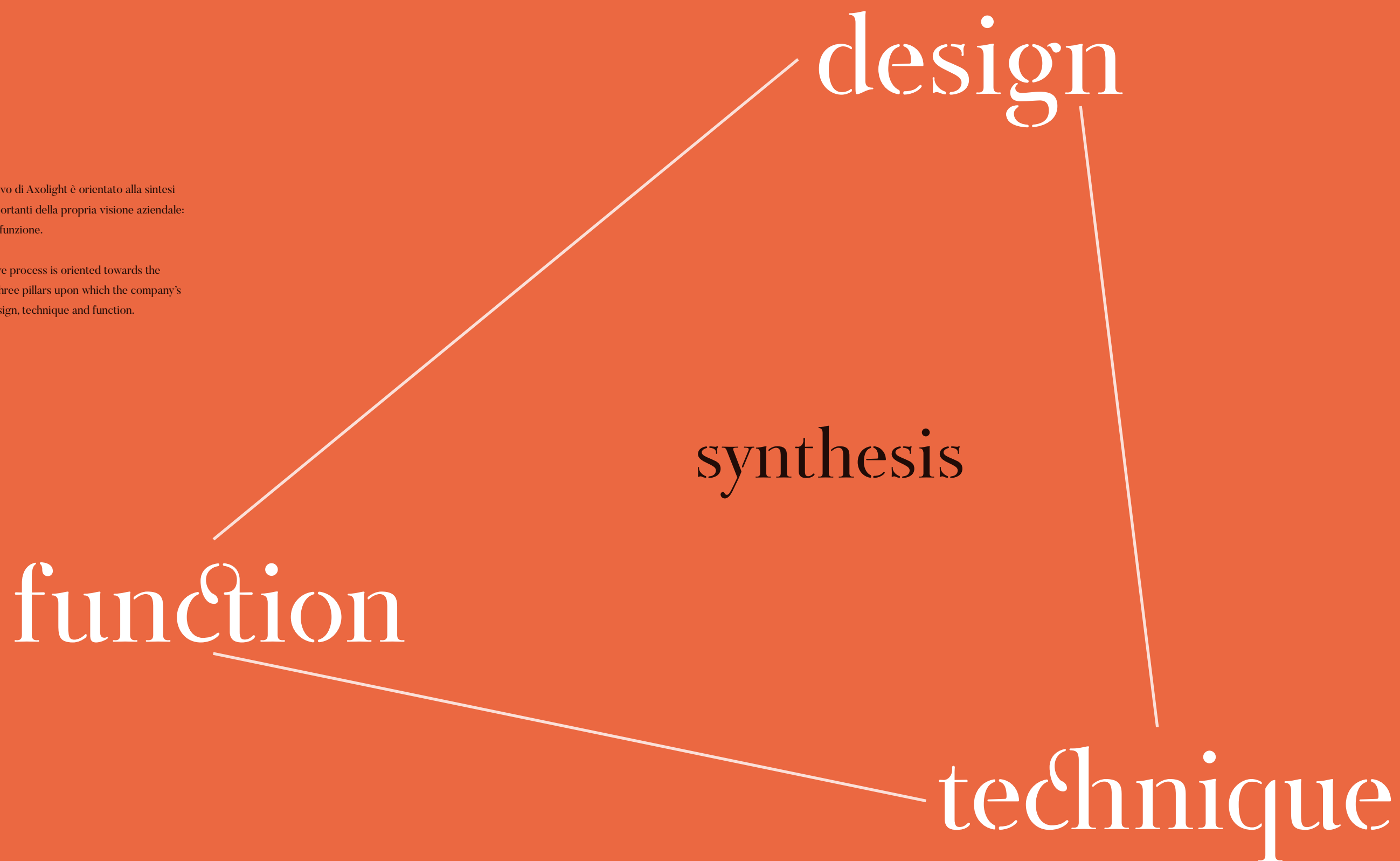
design
that lasts

axolight's vision | design that lasts

design che dura nel tempo

Il processo creativo di Axolight è orientato alla sintesi dei tre elementi portanti della propria visione aziendale: design, tecnica e funzione.

Axolight's creative process is oriented towards the synthesis of the three pillars upon which the company's vision is built: design, technique and function.



design

Design | ispirazione, concetto e finalità

Il design di Axolight è ispirato dai trend socio culturali ed architeturali delle diverse società che compongono il mondo contemporaneo.

Nelle creazioni Axolight la prima impronta di design è in chiara evidenza nella struttura del corpo illuminante. La luce invece, per il tramite della sua forma nell'ambiente, rappresenta l'impronta più nascosta del concetto di design secondo Axolight.

Il corpo lampada ha in sé la dimensione fisica del design, la luce è l'estensione "ultrafisica" del design.

Per Axolight il design è la chiave del rapporto fra l'azienda e il mondo esterno. Con il design l'azienda mira a generare sul proprio pubblico un sentimento di piacere e di benessere interiore.

Design | inspiration, concept and purpose

Axolight's design is inspired by the socio-cultural and architectural trends that constitute the contemporary world.

In the Axolight creations, the importance of the design element is clearly evident in the structure of the lighting body. Light, on the other hand, through its shape in the environment, represents the most hidden imprint of the design concept according to Axolight.

If the lamp body contains the physical dimension of the design, the light represents the "ultra-physical" extension of the design.

For Axolight, design is the key to the relationship between the company and the outside world. With its creative process, the company aims to generate a feeling of pleasure and inner well-being in its audience.

technique

Tecnica | luce e struttura

Il focus tecnico del processo creativo di Axolight si concentra sulla forma della luce e sull'affidabilità strutturale del corpo illuminante.

Axolight ricerca, sviluppa e testa forme di luce e di struttura inventando, di volta in volta, soluzioni tecniche adeguate alle necessità illuminotecniche ed estetiche delle proprie creazioni.

Il processo di sviluppo è altresì agevolato da uno studio costante di ciò che ricercatori e produttori di componenti di materiali e componenti illuminotecniche, che stanno a monte del processo produttivo di Axolight, hanno messo o stanno mettendo a punto.

La tecnica costruttiva di tutti i corpi illuminanti di Axolight è pensata per la creazione di beni affidabili e durevoli, in grado di passare di mano in mano, da una generazione ad un'altra.

Technique | light and structure

The technical focus of Axolight's creative process concentrates on the shape of the light and on the structural reliability of the fixtures.

Axolight researches, develops and tests forms of light and structure by inventing, from time to time, the best technical solutions for the lighting and aesthetic needs of its creations.

The development process is also facilitated by a constant study of what researchers and manufacturers of material and lighting engineering components, which are upstream of the Axolight production process, have developed or are developing.

The construction technique of all Axolight lighting bodies is designed for the creation of reliable and durable goods, meant to pass from hand to hand, from one generation to another.

function

Funzione | fruibilità e tempo

Secondo Axolight, la contemporaneità di un oggetto è proporzionale alla sua reale utilità all'interno di uno spazio architettonico ed alla sua durata.

L'utilità di un bene può essere molteplice, anche solo emozionale o tecnico-emozionale, ma è necessario che sia identificabile e fruibile nel tempo.

In una società colma di sovrapproduzioni, la creazione fine a sé stessa è per Axolight un concetto non in linea con i propri valori aziendali.

Function | usability and time

According to Axolight, the contemporaneity of an object is proportional to its real usefulness within an architectural space and to its duration. The

usefulness of an asset can be multiple, even if only emotional or technical-emotional, anyway it must be identifiable and usable over time.

In a society full of overproduction, creation per se is for Axolight a concept that is not in line with its corporate values.

Anche il processo produttivo, secondo Axolight, deve avere una funzione evolutiva nell'ambito dei luoghi in cui esso avviene e si sviluppa. Gli oggetti Axolight vengono realizzati in Italia, in conformità alle normative internazionali in materia di rispetto della persona e salvaguardia dell'ambiente, con materiali e componenti prevalentemente riciclabili, rigenerabili o da riciclo.

According to Axolight, the production process must also have an evolutionary function in the context of the places where it occurs and develops. Axolight creations are made in Italy, in compliance with international regulations on human rights and environmental protection, utilizing mainly recyclable, regenerable or recycled materials and components.

Indice alfabetico

Alphabetical index

Alysoid 176

SUSPENSION

Aura (Avir) 234

WALL | CEILING | SUSPENSION

Bell  270

CEILING | SUSPENSION

Bul-Bo 26

FLOOR

Clavius 244

WALL | CEILING | SUSPENSION | FLOOR | TABLE

Cloudy 264

SUSPENSION

Cut 34

SUSPENSION | FLOOR | TABLE

DoDot 124

WALL AND CEILING

Ego 142

WALL AND CEILING

Fairy 196

WALL | RECESSED | CEILING | SUSPENSION

Fedora 226

RECESSED | SUSPENSION

Float 42

WALL | SUSPENSION | FLOOR | TABLE

Hoops 164

CEILING | SUSPENSION

Jewel 52

SUSPENSION

Jewel Mono 58

SUSPENSION | RECESSED

Kwic 184

WALL AND CEILING | SUSPENSION | FLOOR

Layers  278

SUSPENSION

Liaison  152

SUSPENSION | RECESSED

Lik 128

WALL

Manto 180

SUSPENSION

Mountain View 192

SUSPENSION

Muse 260

WALL AND CEILING

Nelly 304

WALL AND CEILING

Nelly Straight 306

WALL AND CEILING

Orchid 110

WALL | SUSPENSION | FLOOR | TABLE | CEILING

Pivot  62

WALL AND CEILING | RECESSED

Poses  94

WALL | RECESSED | SUSPENSION

Skin 254

CEILING | SUSPENSION

Skirt  282

CEILING | SUSPENSION

Spillray 208

WALL | RECESSED | SUSPENSION

U-Light  78

WALL AND CEILING | SUSPENSION | RECESSED

Ukiyo  300

WALL AND CEILING

Urban & Urban Mini 132

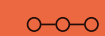
CEILING | SUSPENSION | RECESSED

Velvet  294

CEILING | SUSPENSION

Virtus 146

SUSPENSION | RECESSED



Sistema di lampada modulare.
Modular lamp system.



Collezione con proprietà fonoassorbenti.
Collection with sound absorbing functions.

Sospensione

Suspension

Alysoid p 176



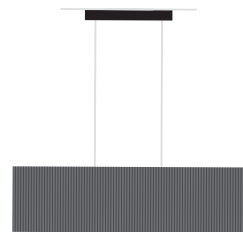
Aura (Avir) p 236




Bell p 272



Clavius p 248



Cloudy p 264



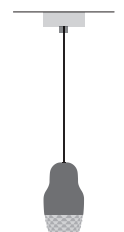
Cut p 38



Fairy p 196



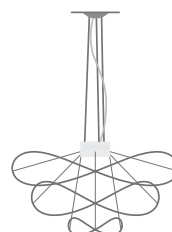
Fedora p 226



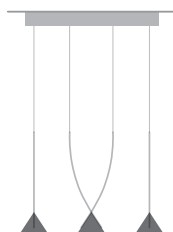
Float p 50




Hoops p 166



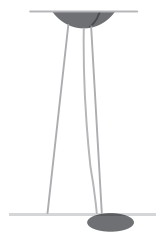
Jewel p 52



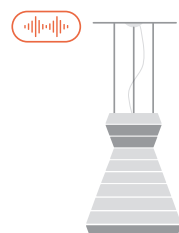
Jewel Mono p 60



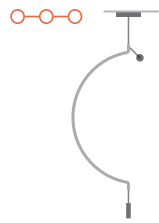
Kwic p 188



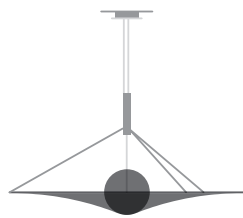
Layers p 278



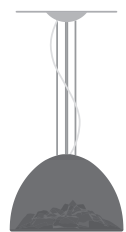
Liaison p 152



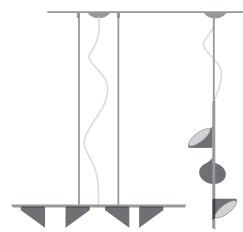
Manto p 180



Mountain View p 192



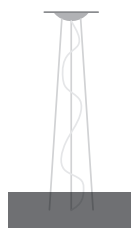
Orchid p 114 - 116



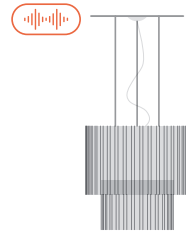
Poses p 94




Skin p 254



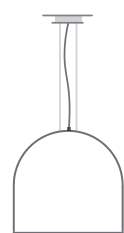
Skirt p 282



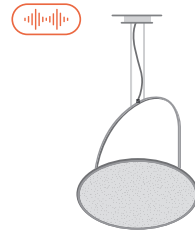
Spillray p 208




U-Light p 80




U-Light p 80



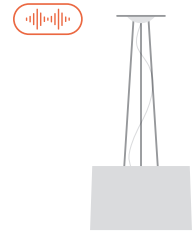
Urban p 134




Urban Mini p 138



Velvet p 294



Virtus p 146



Sistema di lampada modulare.
Modular lamp system.



Collezione con proprietà fonoassorbenti.
Collection with sound absorbing functions.

Parete

Wall

Aura (Avir) p 242



Clavius p 252



DoDot p 124



Ego p 142



Fairy p 202



Float p 51



Kwic p 184



Lik p 128



Muse p 260



Nelly p 304



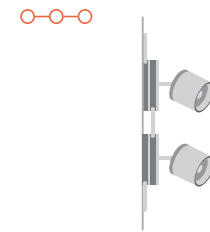
Nelly Straight p 306



Orchid p 122



Pivot (system) p 62



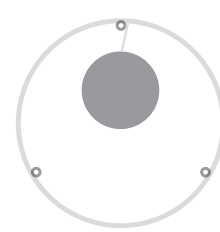
Poses p 94



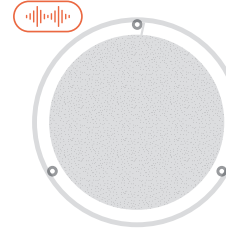
Spillray p 222



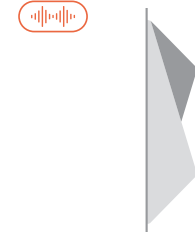
U-Light p 86



U-Light p 86



Ukiyo p 300



Sistema di lampada modulare.
Modular lamp system.

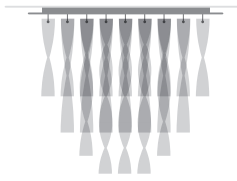


Collezione con proprietà fonoassorbenti.
Collection with sound absorbing functions.


Soffitto

Ceiling

Aura (Avir) p 240



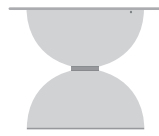
Bell p 276




Clavius p 250



DoDot p 124



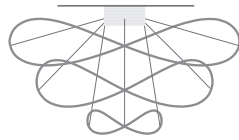
Ego p 142



Fairy p 204



Hoops p 172



Kwic p 186



Muse p 260



Nelly p 304



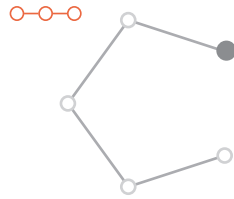
Nelly Straight p 306



Orchid p 120



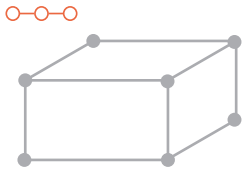
Pivot (system) p 62



Pivot (single spotlight) p 76



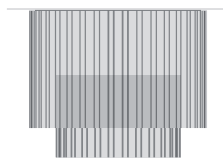
Poses p 94



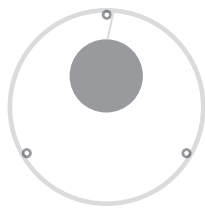
Skin p 258




Skirt p 290



U-Light p 86



U-Light p 86



Ukiyo p 300




Urban p 136



Urban Mini p 140



Velvet p 298



Incasso

Recessed


Fairy p 206



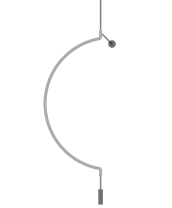
Fedora p 232



Jewel Mono p 60



Liaison p 154



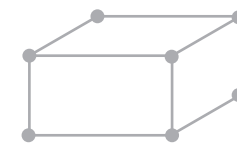
Pivot (single spotlight) p 77




Poses p 94



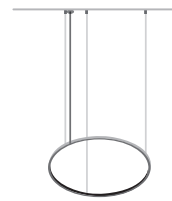
Poses p 94



Spillray p 212-224



U-Light p 82



U-Light p 82




 Sistema di lampada modulare.
 Modular lamp system.

 Collezione con proprietà fonoassorbenti.
 Collection with sound absorbing functions.



 Sistema di lampada modulare.
 Modular lamp system.

 Collezione con proprietà fonoassorbenti.
 Collection with sound absorbing functions.

Tavolo

Table

Clavius p 246



Cut p 40



Float p 46



Orchid p 118



Terra

Floor

Bul-Bo p 26



Clavius p 244



Cut p 36



Float p 48



Kwic p 190



Orchid p 112



Misure

Sizes

S Small

M Medium

L Large

XL Extra large


Axolight progetta e realizza prodotti (in pronta consegna e custom) per grandi, medi e piccoli spazi. Per ogni prodotto qui rappresentato, è possibile conoscere l'offerta dimensionale seguendo l'indicazione delle taglie S, M, L, XL.

Axolight designs and manufactures products (prompt delivery and custom made) for large, medium and small spaces. For each product family represented here it is possible to know the dimensional offer following the size indication S, M, L, XL.

Designers

Il percorso creativo di Axolight ha inizio e si sviluppa anche grazie al costante confronto e a specifiche collaborazioni con designer di fama mondiale, designer emergenti, istituti di design e centri di ricerca.

Axolight's creative path begins and develops also thanks to a constant discussion and specific collaborations with world-famous designers, emerging designers, design institutes and research centers.




Roberto Gabetti, Aimaro Isola, Guido Drocco



Timo Ripatti



Dima Loginoff



Ryosuke Fukusada



Sara Moroni



S. & R. Cornelissen



Studio Yonoh



Simone Micheli



Rainer Mutsch



Manuel Vivian




Davide Besozzi



Mario Alessiani



Sandro Santantonio



Giovanni Barbato

Collezioni

Il presente Catalogo raccoglie tutte le collezioni realizzate in serie da Axolight.
La sequenza delle pagine segue un ordine legato principalmente al tipo di materiale di base di cui si compone la collezione: metallo (p. 26 – 179), vetro (p. 180 – 243), tessuto (p. 244 – 307).

L'ultima parte del Catalogo (p. 308 – 317) è invece dedicato alla descrizione delle caratteristiche tecniche delle collezioni con proprietà fonoassorbenti.

*This Catalog gathers all the standard collections by Axolight.
The sequence of the pages follows an order related to the main material that defines each collection:
metal (p. 26 - 179), glass (p. 180 - 243), fabric (p. 244 - 307).*

The last part of the Catalog (p. 308 - 317) is instead dedicated to the description of the technical features of the collections with sound absorbing properties.

bul-bo

Gabetti & Isola





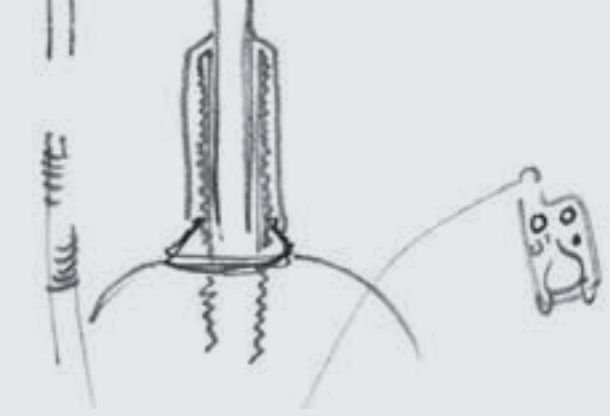


La lampada **Bul-Bo** appartiene alla serie di arredi disegnati per il Centro Residenziale **Olivetti** a Ivrea (Torino) dallo studio di architettura **Gabetti e Isola** (Roberto Gabetti, Aimaro Isola, Guido Drocco, Luciano Re) tra il 1968 e il 1971. Il contesto nel quale i progettisti operarono era quello ancora fortemente influenzato dalla mente illuminata di Adriano Olivetti, scomparso pochi anni prima. Con la creazione di Bul-Bo si diede vita ad una lampada giocosa, ironica e funzionale, in perfetta aderenza a quel clima di "ribellione agli schemi" che, nella seconda metà degli anni '60 del Novecento, avrebbe lasciato un'impronta indelebile nei costumi. A 50 anni di distanza, Axolight ripropone questo iconico oggetto d'illuminazione introducendo elementi contemporanei nel rispetto filologico del disegno originale.

Nel 1968 - quando nelle città di mezzo mondo nasceva uno fra i più dirompenti movimenti di massa del '900' e i paesaggi rurali lasciavano definitivamente il passo all'impatto estetico delle fabbriche - lo studio Gabetti e Isola avviava il progetto di realizzazione del Centro Residenziale Olivetti di Ivrea, dando vita a innovative soluzioni residenziali (pensate per i dipendenti della Olivetti, una delle più importanti aziende al mondo del '900) che lasceranno ai posteri l'idea di un nuovo modo di vivere gli spazi.

"Per creare la nuova Bul-Bo, lampada già oggetto di brevetto - spiega il team di Axolight - e applicare a essa materiali e processi produttivi contemporanei, è stato vitale e risolutivo ricorrere a un esercizio di maieutica estremamente emotivo che ci ha portati alla ricostruzione del pensiero progettuale degli autori dell'opera. Aver dato una seconda vita a una lampada così importante per la storia del design moderno - che a cinquant'anni dalla sua prima edizione, rimane incredibilmente forte, non conforme, libera e rivoluzionaria - è un qualcosa che ci inorgoglisce, ci emoziona e arricchisce". "Nello sviluppo della nuova Bul-Bo, Axolight si è posta l'obiettivo di ricreare un'oggetto esteriormente fedele alla sua forma originale, ma in grado di assolvere la sua funzione illuminante in maniera ultra contemporanea".

Bul-Bo fu la bandiera illuminante attorno a cui si radunavano i vari complementi di arredo realizzati dallo studio Gabetti e Isola per Olivetti, non più legati alle pareti, come da tradizione, ma liberi nello spazio.

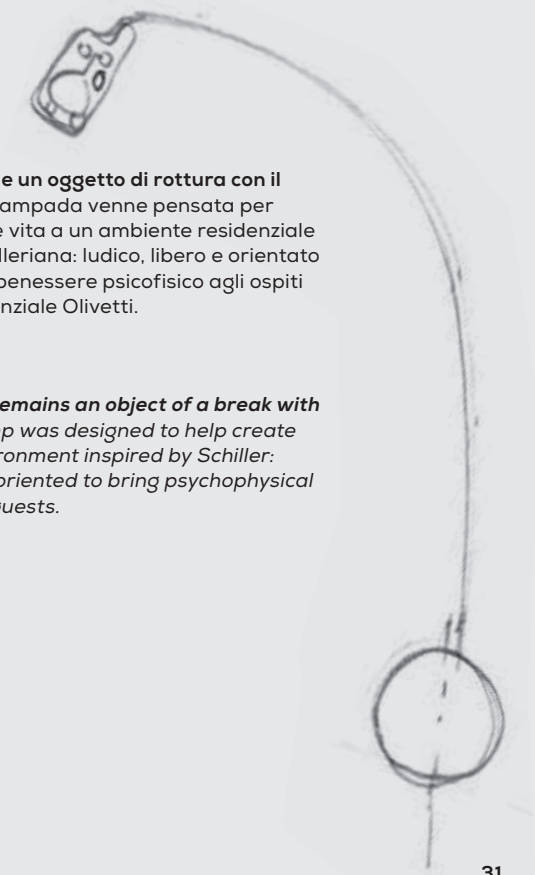


The **Bul-Bo** lamp belongs to the series of furnishings designed for the **Olivetti Residential Center** in Ivrea (Turin) by the architectural firm **Gabetti e Isola** (Roberto Gabetti, Aimaro Isola, Guido Drocco, Luciano Re) between 1968 and 1971. The context in which the designers worked was still strongly influenced by the enlightened mind of Adriano Olivetti, who died a few years earlier. With the creation of Bul-Bo, a playful, ironic and functional lamp was created, in perfect coherence to that climate of "rebellion against schemes" which, in the second half of the 1960s, would have left an indelible mark on costumes. 50 years later, Axolight re-proposes this iconic lighting object by introducing contemporary elements in the philological respect of the original design.

In 1968 - when one of the most disruptive mass movements of the 20th century was born in cities around the world and rural landscapes definitively gave way to the aesthetic impact of factories - the Gabetti e Isola studio started the project for the construction of the Olivetti Residential Center in Ivrea, giving life to innovative residential solutions (designed for the employees of Olivetti, one of the most important companies in the world of the 20th century) whose legacy is the idea of a new way of living spaces.

"To create the new Bul-Bo, a lamp already patented - explains the Axolight team - and to apply contemporary materials and production processes to it, we found it vital and decisive to resort to an extremely emotional maieutics exercise that led us to the reconstruction of the design thinking of the creators of the work. Having given a second life to a lamp so important for the history of modern design - which, fifty years after its first edition, remains incredibly strong, non-conforming, free and revolutionary - makes us proud, thrilled and enriched". "In developing the new Bul-Bo, Axolight set itself the goal of recreating an object externally faithful to its original form, but able to fulfil its modern lighting function".

Bul-Bo was the illuminating flag around which the various furnishing accessories made by the Gabetti e Isola studio for Olivetti gathered, no longer tied to the walls, as per tradition, but free in space.



Bul-Bo fu e rimane un oggetto di rottura con il passato. Questa lampada venne pensata per contribuire a dare vita a un ambiente residenziale di ispirazione schilleriana: ludico, libero e orientato ad apportare un benessere psicofisico agli ospiti del Centro Residenziale Olivetti.

Bul-Bo was and remains an object of a break with the past. This lamp was designed to help create a residential environment inspired by Schiller: playful, free and oriented to bring psychophysical well-being to its guests.

PTBUL-B2NELELED



bul-bo

Gabetti e Isola

Collezione composta da piantana orientabile in acciaio e alluminio. Disponibile in due colorazioni. Sorgente LED dimmerabile incorporata. Regolazione autonoma del posizionamento della sorgente LED.

Collection consisting of steel and aluminum adjustable floor lamp. Available in two colours. Built-in dimmable LED source. Adjustable Led source positioning.


GENERAL INFORMATION

CE ETL in progress
EAC in progress


DRIVER INCLUDED

COLOURS

BODY



polished / aluminum



intense / black

BAG



black

PT BUL-B
kg 30 m³ 0,40

dimmerable IP20 CR>90 LED

- 1 - 2700K
- 2 - 3000K*

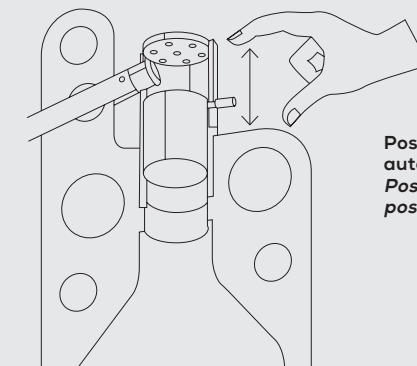
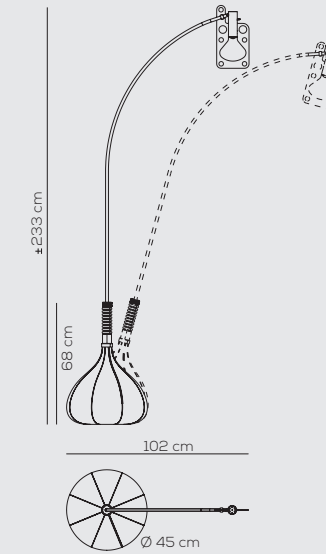
Body Colours
AL polished aluminum
NE intense black

Bag Finishing
NE nero/black

LED 15,3 W
~1924 lm* ~125 lm/W* source

100-240VAC

example composition code
PT BUL-B 1 AL NE LED



Possibilità di posizionare autonomamente la sorgente LED.
Possibility of autonomously positioning the LED source.



cut

Timo Ripatti

M

PTCUTXXXNEXXLED
SPCUTXXXNEXXLED
LTCUTXXXNEXXLED



cut


Timo Ripatti

Collezione di lampade a sospensione, terra e tavolo con struttura metallica in alluminio e acciaio. Disponibile in colore nero. Corpo illuminante installabile in tre posizioni differenti. Sorgente luminosa a LED integrato dimmerabile.

Collection consisting of steel and aluminum suspended, floor and table lamps. Available in black colour. The Lighting source can be installed in three different positions. Built-in dimmable LED light source.

GENERAL INFORMATION

COLOUR



intense black

PT CUT
kg 15,5 m³ 0,220

CE ENEC ETL in progress

IP20 CRI>90 dimmable LED

CUT / DIMMER INCLUDED

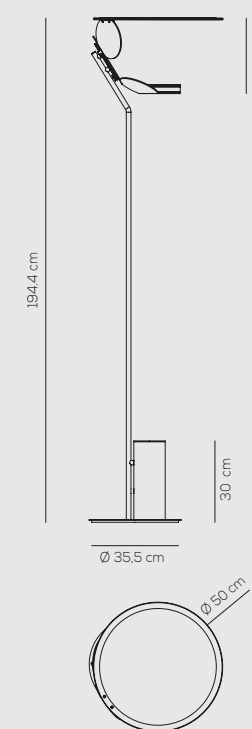
Colours
NE intense black

3000K

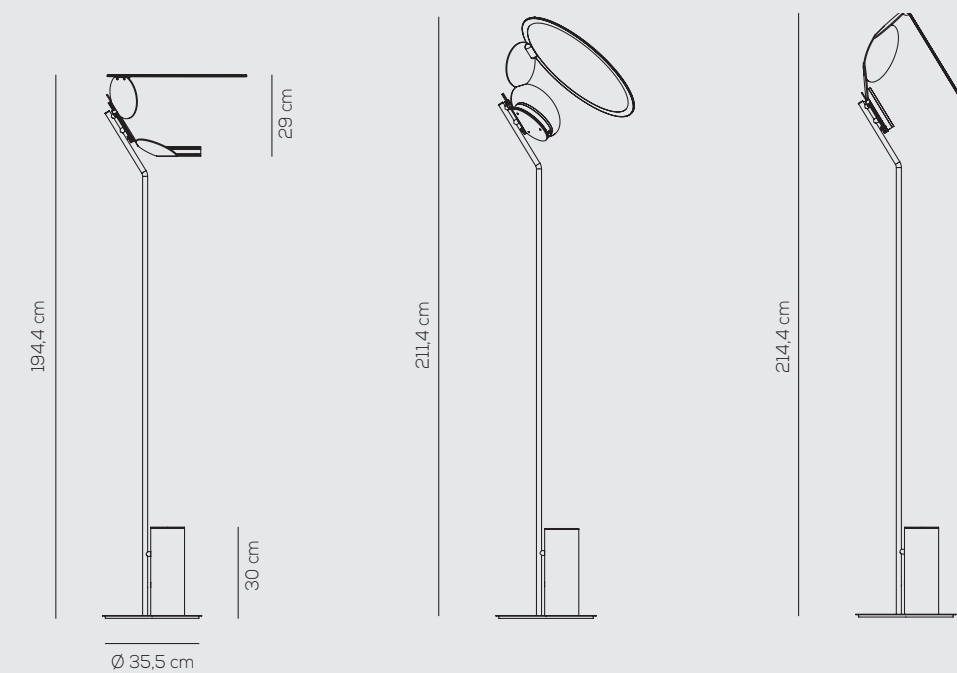
LED 21W - optic ~ 60° beam
1665 lm 80 lm/W source

110-240VAc

example composition code
PT CUT XXX NE XX LED



3 posizioni di montaggio della lampada / Installation of the lamp in 3 positions



SPCUTXXXNEXXLED



cut

Timo Ripatti

SP CUT
kg 5,57 m³ 0,133



IP20 CRI>90 dimmable 1-10V LED
CUT / DRIVER INCLUDED

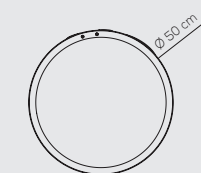
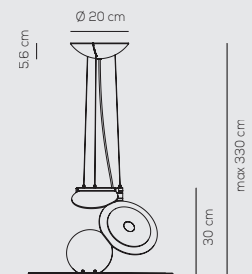
Colours
NE intense black

3000K

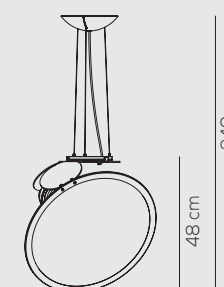
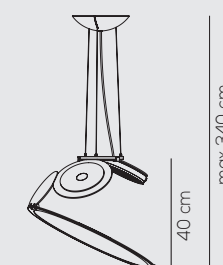
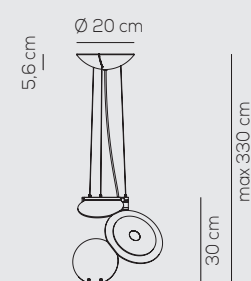
LED 21W - optic ~ 60° beam
~ 1665 lm 80 lm/W source

110-240Vac

example composition code
SP CUTXXX NE XX LED

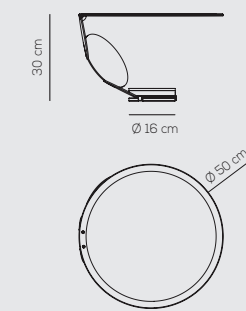


3 posizioni di montaggio della lampada / Installation of the lamp in 3 positions



cut

Timo Ripatti

LT CUT
kg 4,75 m³ 0,133

CE EAC ETL in progress

IP20 CRI>90 dimmable LED

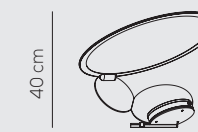
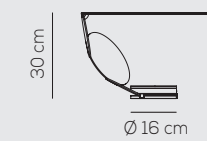
CUT / DIMMER INCLUDED

Colours
NE intense black

3000K

LED 17W - optic ~ 60° beam
1376 lm 81 lm/W source

110-240Vac

example composition code
LT CUTXXX NE XX LED3 posizioni di montaggio della
lampada / Installation of the lamp
in 3 positions

float

Mario Alessiani



S

LTFLOATXNELEED
SPFLOATXNELEED





float

Mario Alessiani

Lampada multifunzionale portatile a batteria, con sorgente a led integrato, adatta per interni ed esterni. Struttura realizzata in alluminio e acciaio inox con diffusore in PC ad alta efficienza. Dimmerabile a 5 livelli. Autonomia 9h con kit batterie sostituibili e ricaricabili per almeno 500 cicli.

Multifunctional mobile battery lamp with integrated led source, for indoor and outdoor applications. Aluminum and stainless steel structure, high efficiency PC diffusor. Dimmable 5 steps. 9 hours runtime with replaceable battery kit with at least 500 recharging cycles.

GENERAL INFORMATION

CE  EAC  500 cycles  9 hours

COLOURS




white

blue


black

concrete green



mauve dust

COLOURS TOP



white

black

concrete grey

«L'idea di Float nasce da un'ispirazione romantica, legata all'immagine di una candela accesa su una vecchia bottiglia vuota riposta sul tavolo di un ristorante. Un simbolo di semplicità, incredibilmente forte e poetico.»

Mario Alessiani

"The idea of Float comes from a romantic inspiration, linked to the image of a candle lit on an old empty bottle placed on a restaurant table. A symbol of simplicity, strong and poetic."

Mario Alessiani



float

Mario Alessiani

LT FLOATX
kg 0,90 m³ 0,007

 5 steps IP55 **LED**

FLOAT / table lamp / wall lamp / suspension / for installation on bottles

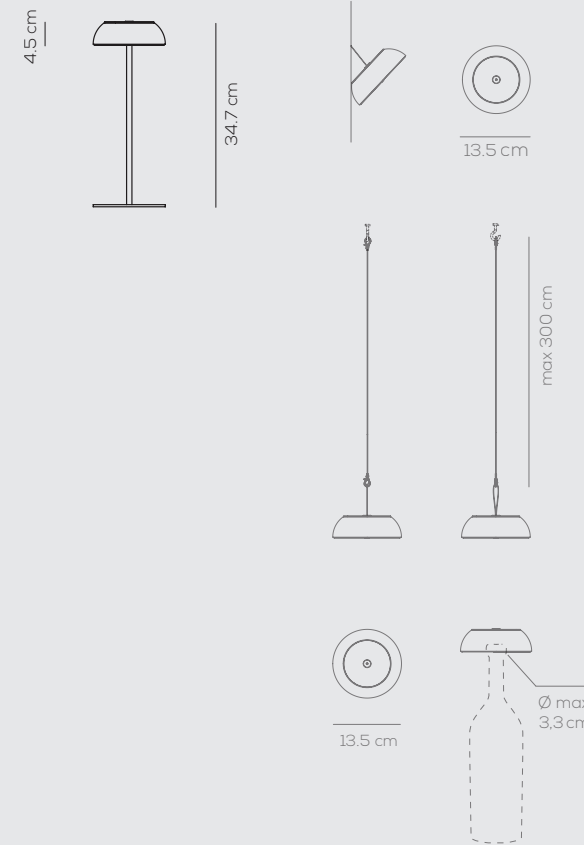
2700K

LED 3,5W - diffuser beam
~ 200 lm 57,14 lm/W source

Colours

BC white / BC white
BL blue / BC white
NE black / NE black
CG concrete green / CO concrete grey
MD mauve dust / BC white

example composition code
LT FLOATX BL BC LED



LTFLOATXCGCOLED
LTFLOATXMDBCLED
SPFLOATXBLBCLED



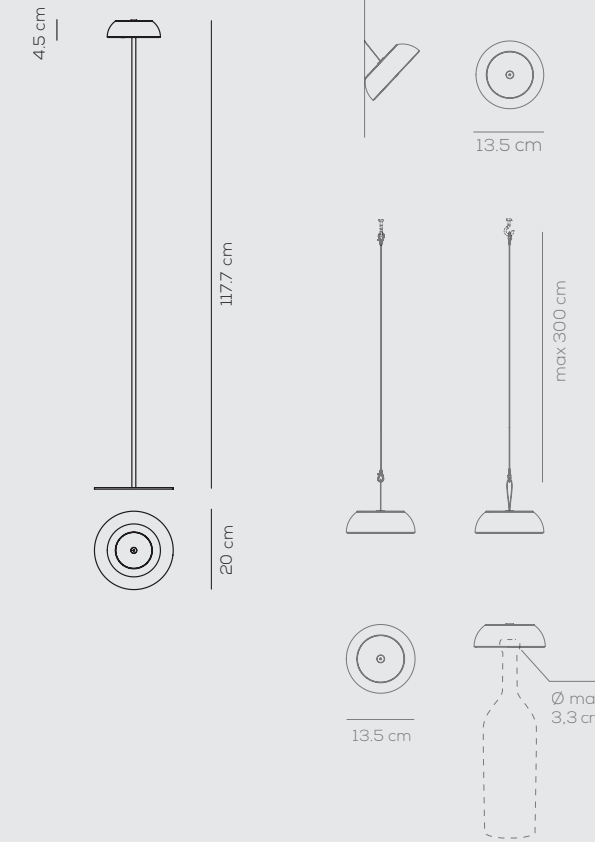
PTFLOATXMDBCLEd



float

Mario Alessiani

PTFLOATX
kg 0,90 m³ 0,007



dimmiabile 5 steps IP55 LED

FLOAT / floor lamp / wall lamp / suspension / for installation on bottles

2700K

LED 3,5W - diffuser beam
~ 200 lm 57,14 lm/W source

Colours

BC white / BC white
BL blue / BC white
NE black / NE black
CG concrete green / CO concrete grey
MD mauve dust / BC white

example composition code
PT FLOATX BL BC LED

PTFLOATXNELEd



Project: Francesca Muraca

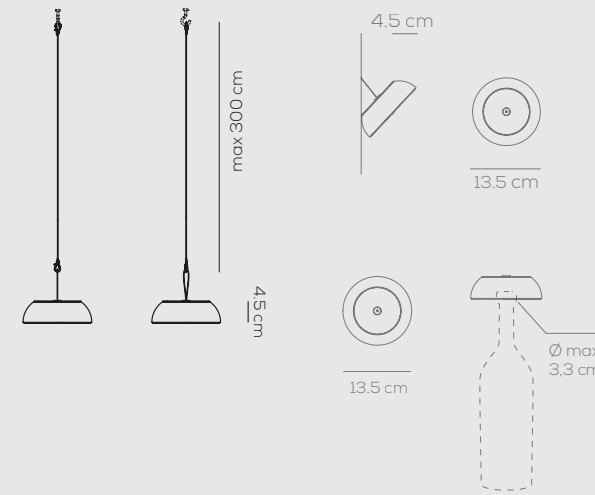
SPFLOATXNENELED



float

Mario Alessiani

SP FLOAT
kg 0,40 m³ 0,0025



 5 steps IP55 **LED**

FLOAT / suspension lamp / wall lamp / for installation on bottles

2700K

LED 3,5W - diffuser beam
~ 200 lm 57,14 lm/W source

Colours

BC white / BC white
BL blue / BC white
NE black / NE black
CG concrete green / CO concrete grey
MD mauve dust / BC white

example composition code
SP FLOATX BL BC LED

SPFLOATXMBCLLED / SPFLOATXBLBCLLED / SPFLOATXCGCOLED



S M

SPJEWDO1NELELED

jewel
Studio Yonoh



jewel
Studio Yonoh

Collezione di lampade a sospensione in alluminio con arco in nylon e fibre di vetro da riciclo. Disponibile in colore nero e quattro versioni. Sorgente luminosa a LED integrato dimmerabile.

Collection of aluminum suspended lamps with glass filled nylon arch made with recycled materials. Available in four pre-defined configurations in black color. Build-in dimmable LED light source.

GENERAL INFORMATION



DRIVER INCLUDED DIMMABLE

COLOURS



black

greige
upon request

produced
with recycled
material

SP JEW D 01
kg 0,9 m³ 0,039

Colours / Finish
NE black / NE black
GE greige / NE black upon request

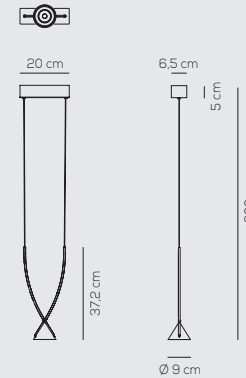
3000K*
2700K upon request
3500K upon request

optic ~ 38° beam, 12° upon request

LED 6,5W
~671 lm* ~103 lm/W* source

220-240VAC





example composition code
SP JEW D 01 NE NE LED



SPJEWD03NELELED



SP JEWD 03
kg 3,5 m³ 0,0208

Colours / Finish
NE black / NE black
GE greige / NE black upon request

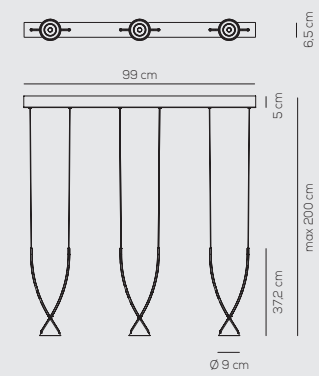
3000K*
2700K upon request
3500K upon request

optic ~ 38° beam, 12° upon request

LED 3 x 6,5W
~2013 lm* ~103 lm/W* source

220-240VAC

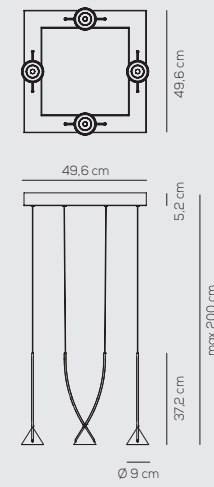
example composition code
SP JEWD 03 NE NE LED



SPJEWD04NELED



SP JEWD 04
kg 8,7 m³ 0,065



IP20 CRI>90 **LED**

Colours / Finish
NE black / NE black
GE greige / NE black upon request

3000K*
2700K upon request
3500K upon request

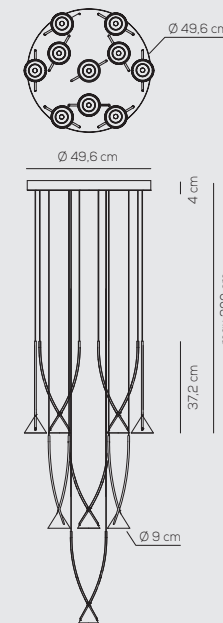
optic ~ 38° beam, 12° upon request

LED 4 x 6,5W
~2684 lm* ~103 lm/W* source

220-240VAC

example composition code
SP JEWD 04 NE NE LED

SP JEWD 10
kg 8,7 m³ 0,201



IP20 CRI>90 **LED**

Colours / Finish
NE black / NE black
GE greige / NE black upon request

3000K*
2700K upon request
3500K upon request

optic ~ 38° beam, 12° upon request

LED 10 x 6,5W
~6710 lm* ~103 lm/W* source

110-240VAC

example composition code
SP JEWD 10 NE NE LED

SPJEWD10NELED



S

SPJM0132ORNELED

jewel mono

Studio Yonoh



SPJM0132NEGRLED



SPJMI132NEGRLED

jewel mono

Studio Yonoh

Collezione di lampade a sospensione in alluminio con arco in nylon riciclato PA12 arch. Disponibile in diverse versioni. La sorgente luminosa è a LED integrato dimmerabile o non dimmerabile. La particolare tecnica di produzione dell'archetto può avere lievi differenze di tonalità.

Collection consisting of suspended lamps made of aluminium and recycled PA12 arch. Available in different versions. Built-in dimmable or not dimmable LED light source. The particular production technique of the small arch could have slight differences of tonality.

GENERAL INFORMATION

COLOURS



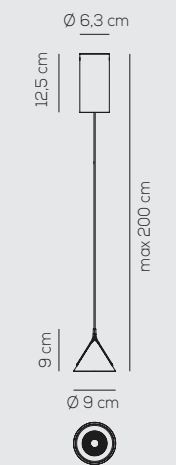
black / black

black / gray

gold / black

greige / black upon request

SP JM 01
kg 0,9 m³ 0,004



CE ETL in progress
EAC in progress

IP20 CRI>90 **LED**

JEWEL / DRIVER INCLUDED DIMMABLE

1 - 12° beam - degreese
3 - 38° beam - degreese

1 - 2700K
2 - 3000K*
3500K upon request

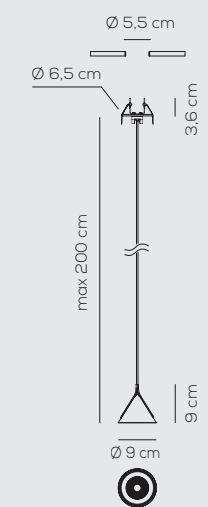
Colours / Finish
NE black / NE black
NE black / GR gray
OR gold / NE black
GE greige / NE black upon request

LED 6,5W
~671 lm* ~103 lm/W* source

220-240VAC

example composition code
SP JM 01 1 1 NE NE LED

SP JM 11 (RECESSED)
kg 0,9 m³ 0,004



CE ETL in progress
EAC in progress

IP20 CRI>90 **LED**

**JEWEL / DRIVER NOT INCLUDED
COMPATIBLE WITH PIVOT SYSTEM**

1 - 12° beam - degreese
3 - 38° beam - degreese

1 - 2700K
2 - 3000K*
3500K upon request

Colours / Finish
NE black / NE black
NE black / GR gray
OR gold / NE black
GE greige / NE black upon request

LED 6,5W
~671 lm* ~103 lm/W* source

700mA 9,2Vbc

example composition code
SP JM 11 1 1 NE NE LED

CEDLTC00124 dimmable Phase Cut 700mA driver - Max 20W trailing and leading edge

CEDLTC00127 dimmable 0/1 - 10V - Push - 700mA driver - Max 9W

CEDLTC00126 dimmable DALI 700mA driver - Max 20W

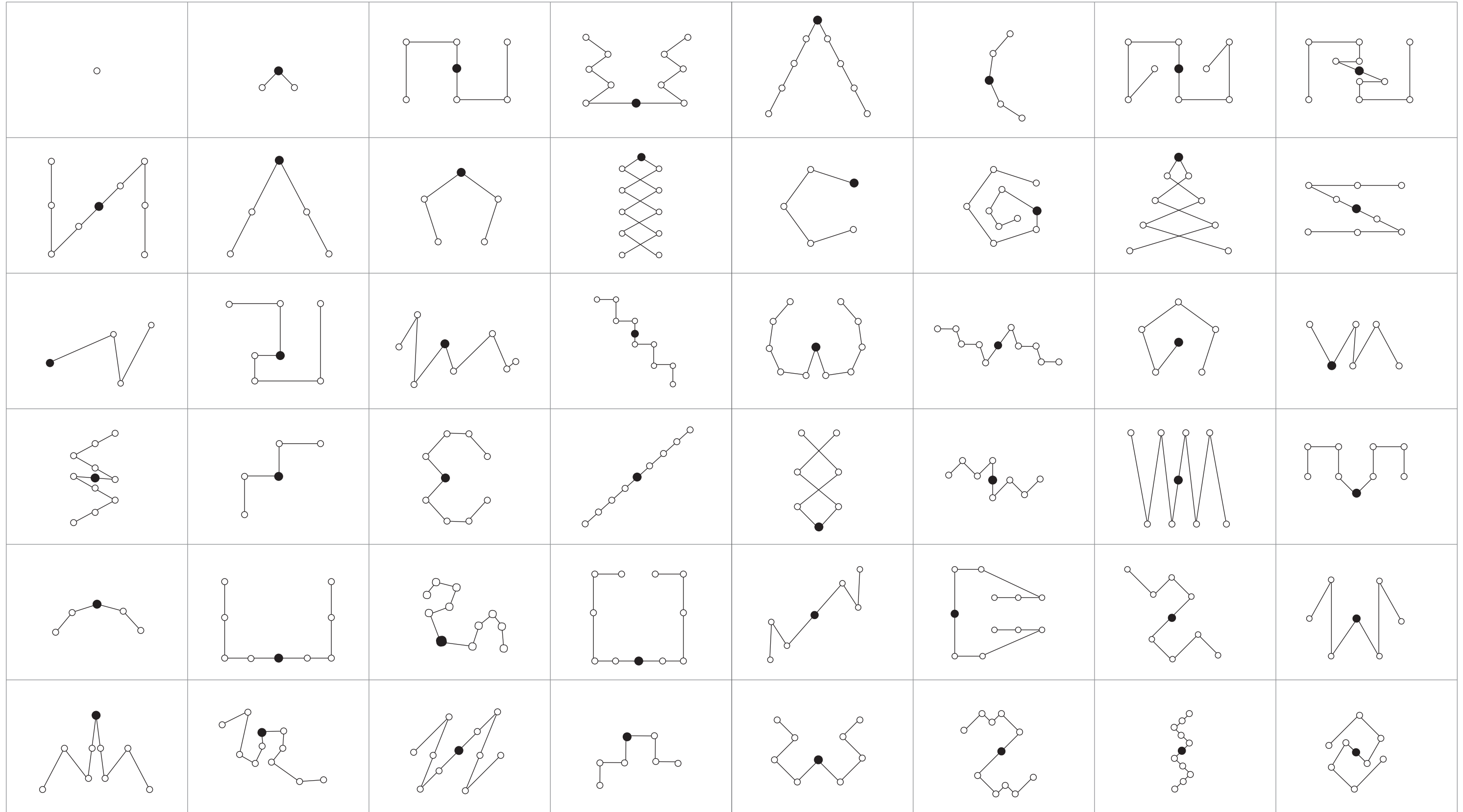
CEDLTC00104 dimmable DALI 700mA driver - Max 50W

pivot

Ryosuke Fukusada

Ryosuke Fukusada, con la sua idea di Pivot, ci porta verso una dimensione matematica del design e della luce. La bellezza di Pivot sta nelle infinite possibilità stilistiche e luminose realizzabili utilizzando un unico punto luce.

Ryosuke Fukusada, with his idea of Pivot, is leading us towards a mathematical dimension of design and lighting. The beauty of Pivot lies in the infinite styling and lighting possibilities, all of which can be created starting from a single lighting spot.





pivot (system) ○○○

Ryosuke Fukusada


Collezione composta da plafoniere e sospensioni modulari.
Disponibile in diversi colori, fasci di luce e CCT.

*Collection consisting of modular ceiling - suspension lamps.
Available in different colors, beam angles and CCT.*


GENERAL INFORMATION

CE ETL in progress
EAC in progress

COLOURS



white



black



greige

Nella versione di serie, ogni sistema può accogliere da due o dieci sorgenti di luce. Le singole canaline tubolari saranno lunghe 35, 65 e 100 cm. Il sistema è stato progettato per essere facilmente allungato o accorciato per progetti su misura.

In the standard version, each system can accommodate from two to ten light sources. The individual tubular wire-wise will be 35, 65 and 100 cm long. The system has been designed to be easily lengthened or shortened so that it may adapt to customized projects.



“L'estetica di questa lampada è stata altresì ispirata all'hishaku, un mestolo per l'acqua in bambù o legno usato in Giappone per lavarsi le mani e purificarsi prima di entrare in un santuario. Ha un aspetto semplice, snello e iconico, sorprendentemente calzante con la mia idea di forma e funzione della lampada Pivot”.

Ryosuke Fukusada

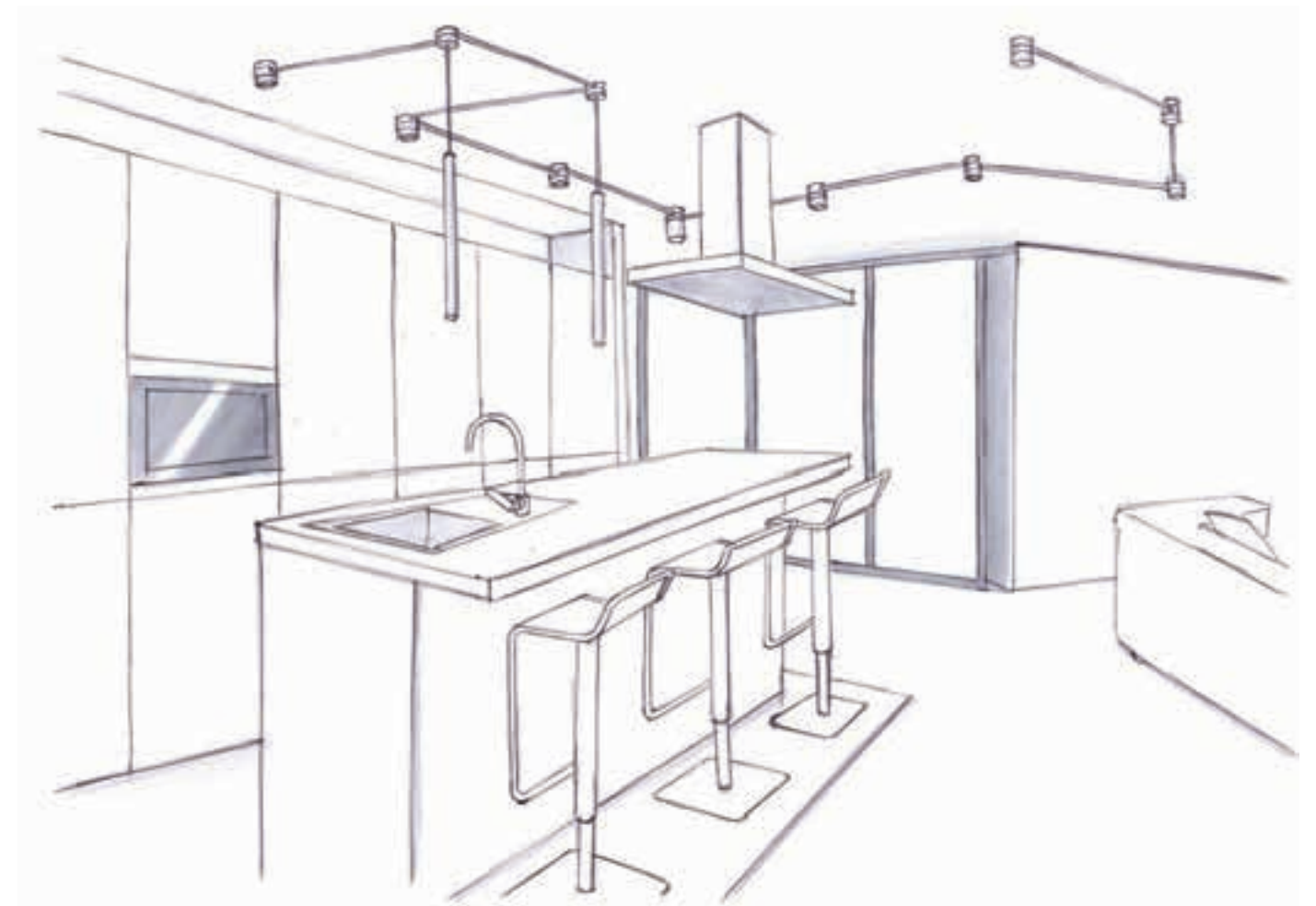
“The aesthetics of this lamp was also inspired by the hishaku, a bamboo or wooden water ladle used in Japan to wash hands and purify oneself before entering a shrine. It has a simple, slender and iconic appearance, surprisingly fitting with my idea of the form and function of the Pivot lamp”.

Ryosuke Fukusada

1 x ROSONEPIVOTGEXX
3 x SATELLPIVOT32GE
2 x PENDANTSATELLGE
2 x SATELTURNXX32GE
4 x KITPIVOT100GEXX
1 x KITPIVOT065GEXX
1 x CEDLTC00128




1 x ROSONEPIVOTBCXX
 1 x SATELLPIVOT32BC
 3 x PENDANTSATELLBC
 2 x SATELTURNXX32BC
 1 x SPURBMIP12BCLCC
 3 x KITPIVOT100BCXX
 3 x KITPIVOT065BCXX
 2 x KITJUNCTIPPVBC
 1 x CEDLTC00128



Pivot è altresì utilizzabile come sistema a sospensione.
 Il sistema Pivot è stato infatti pensato e progettato per essere compatibile con quattro collezioni di sospensioni Axolight: Jewel Mono di Studio Yonoh, Liaison di Sara Moroni, Urban mini di Dima Loginoff, Virtus di Manuel Vivian.
 I pendenti saranno applicabili in alternativa, integrale o parziale, ai singoli spot da soffitto, dando vita a un sistema di illuminazione con infinite possibilità interpretative e vocato al mondo della progettazione.

Pivot can also be used as a suspension system: in fact, it was designed and created to be compatible with four Axolight suspensions collections: Jewel Mono by Studio Yonoh, Liaison by Sara Moroni, Urban mini by Dima Loginoff, Virtus by Manuel Vivian. The pendants can therefore be used as an alternative, in whole or in part, to individual ceiling spots, giving life to a lighting system with endless interpretative possibilities and suited to the world of design.



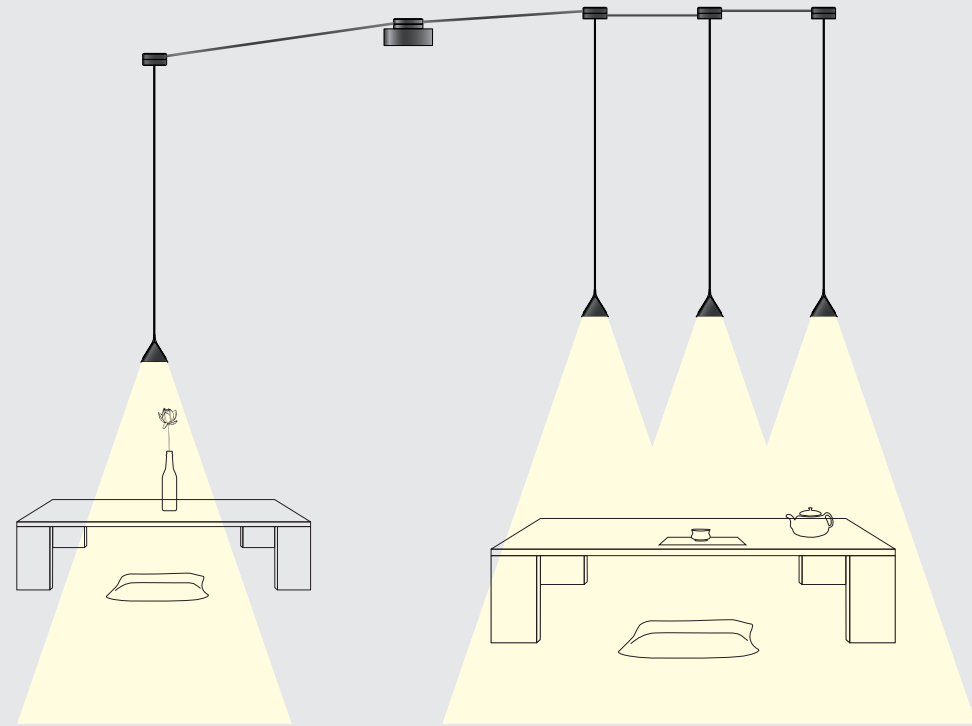
1 x ROSONEPIVOTNEXX
10 x PENDANTSATELLNE
10 x SPJMI132NENELED
10 x KITPIVOTO65NEXX
2 x CEDLTC00128

pivot (system) | compatible suspension ○○○

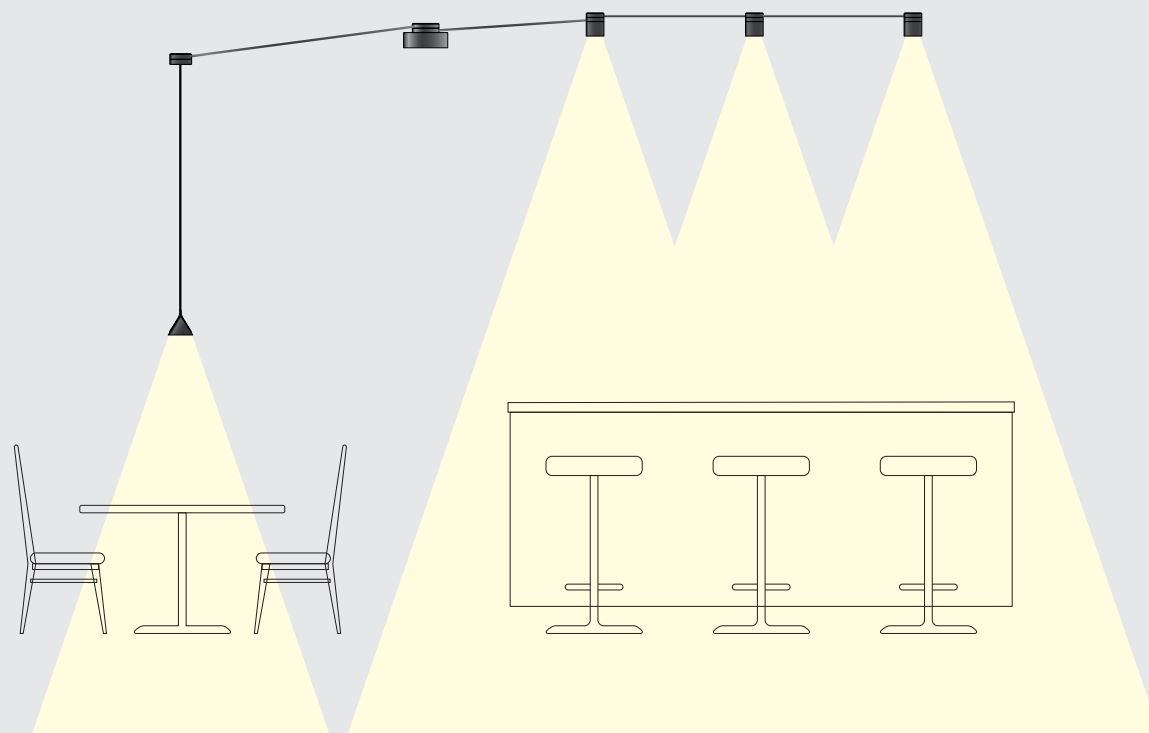
JEWEL MONO



code
SP JEWEL MONO I1 (RECESSED)
for more information, see page 60



1 x ROSONEPIVOTNEXX - 4 x PENDANTSATELLNE - 4 x SPJMI132NENELED - 2 x KITPIVOT035NEXX - 1 x KITPIVOT065NEXX - 1 x KITPIVOT100NEXX - 1 x CEDLTC00128



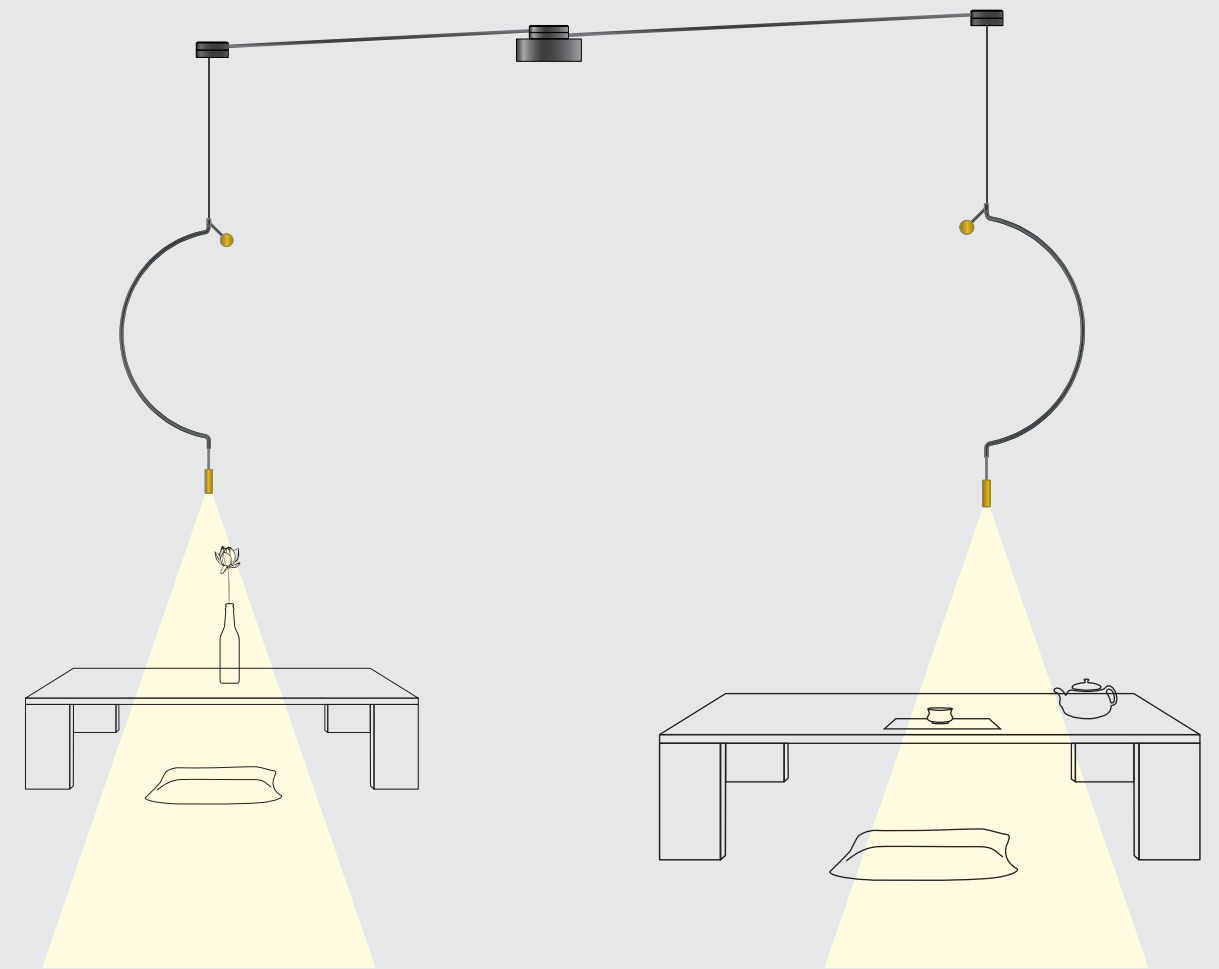
1 x ROSONEPIVOTNEXX - 3 x SATELLPIVOT32NE - 1 x PENDANTSATELLNE - 1 x SPJMI132NENELED - 3 x KITPIVOT065NEXX - 1 x KITPIVOT100NEXX - 1 x CEDLTC00128

pivot (system) | compatible suspension ○○○

LIAISON



code
SP LIA P I1 (RECESSED)
SP LIA M I1 (RECESSED)
SP LIA G I1 (RECESSED)
for more information, see page 154



1 x ROSONEPIVOTNEXX - 1 x PENDANTSATELLNE - 2 x SPLIAM1INEOOLED - 2 x KITPIVOT100NEXX - 1 x CEDLTC00128

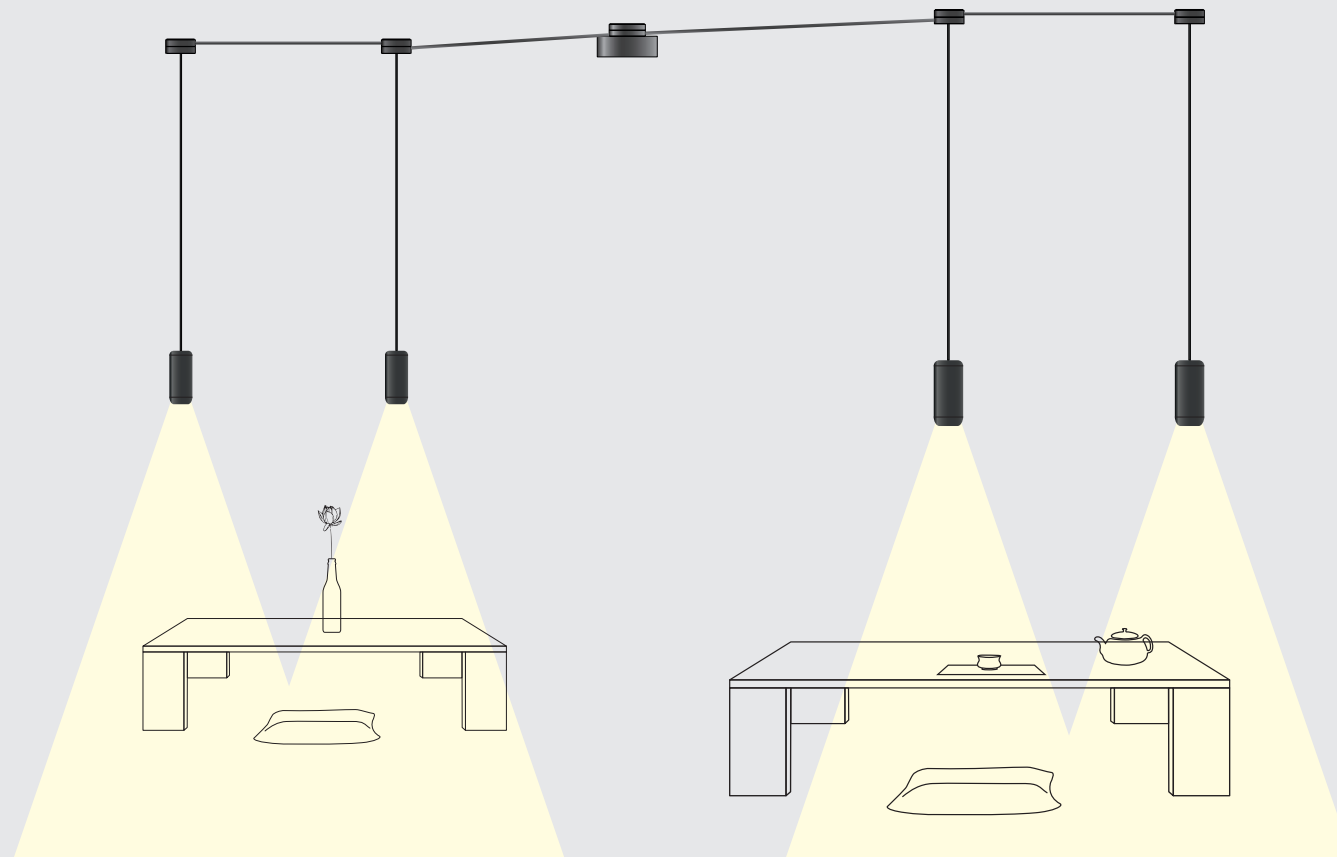
pivot (system) | compatible suspension ○○○

URBAN MINI / LCC



code
SP URBMI PI (RECESSED) LCC
SP URBMI MI (RECESSED) LCC
SP URBMI GI (RECESSED) LCC

for more information, see page 138



1 x ROSONEPIVOTBCXX - 4 x PENDANTSATELLBC - 4 x SPURBMIMI2BCLCC - 2 x KITPIVOT065BCXX - 2 x KITPIVOT100BCXX - 1 x CEDLTC00128

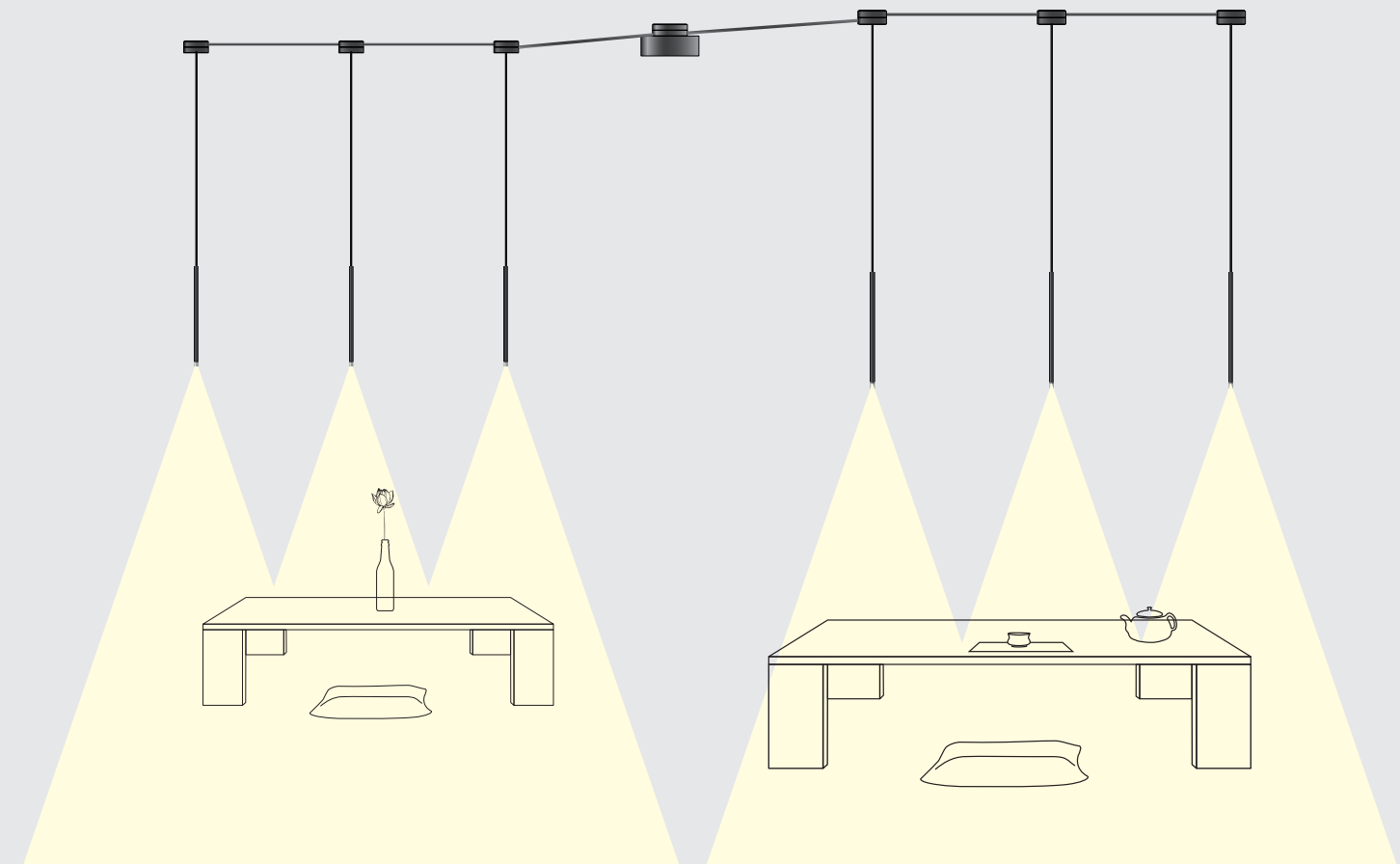
pivot (system) | compatible suspension ○○○

VIRTUS SUSPENSION



code
E 2 101 4 11 1 X (RECESSED)

for more information, see page 146

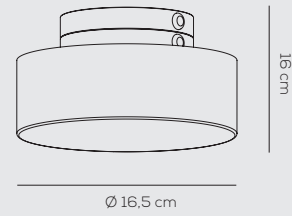


1 x ROSONEPIVOTBCXX - 6 x PENDANTSATELLBC - 4 x E21014072X - 6 x KITPIVOT065BCXX - 2 x CEDLTC00128

pivot (system) accessori / accessories

CANOPY ROSONEPIVOT

kg 1,25



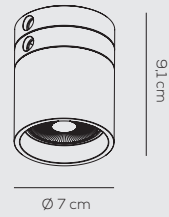
CANOPY WITH SPINNING DEVICES / DRIVER NOT INCLUDED

Colours
BC white
NE black
GE greige

example composition code
ROSONEPIVOT BC XX

SPOTLIGHT SATELLPIVOT

kg 0,574



SPOTLIGHT SATELLITE / DRIVER NOT INCLUDED

1 - 12° beam - degreese
3 - 38° beam - degreese

1 - 2700K
2 - 3000K*
3 - 3500K

Colours
BC white
NE black
GE greige

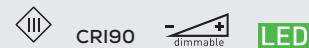
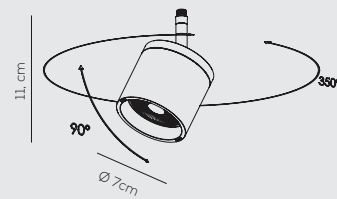
LED 1 x 6,5W
~671 lm* ~103 lm/W* source

700mA - 9,2Vdc

example composition code
SATELLPIVOT 1 1 BC

SPOTLIGHT X SATELTURNXX

kg 0,547



ORIENTABLE SPOTLIGHT SATELLITE / DRIVER NOT INCLUDED COMPATIBLE ONLY WITH PENDANTS SATELLITE

1 - 12° beam - degreese
3 - 38° beam - degreese

1 - 2700K
2 - 3000K*
3 - 3500K

Colours
BC white
NE black
GE greige

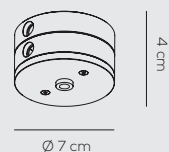
LED 1 x 6,5W
~671 lm* ~103 lm/W* source

770mA - 9,2Vdc

example composition code
SATELTURNXX 1 1 BC

PENDANTSATELL

kg 0,240



PENDANTS SATELLITE / DRIVER NOT INCLUDED


Colours
BC white
NE black
GE greige

example composition code
PENDANTSATELL BC

pivot (system) accessori / accessories

KITPIVOT035

kg 0,38



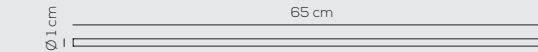
PIVOT / ROD 35 cm

Colours
BC white
NE black
GE greige

example composition code
KITPIVOT035 BC XX

KITPIVOT065

kg 0,68



PIVOT / ROD 65 cm

Colours
BC white
NE black
GE greige

example composition code
KITPIVOT065 BC XX

KITPIVOT100

kg 1,00

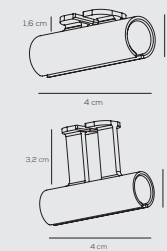


PIVOT / ROD 100 cm

Colours
BC white
NE black
GE greige

example composition code
KITPIVOT100 BC XX

KITJUNCTIGPIV



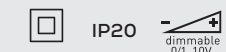
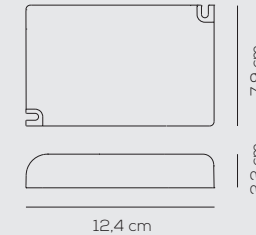
PIVOT / JUNCTION KIT

Colours
BC white
NE black

example composition code
KITJUNCTIGPIV BC

DIMMABLE 0/1 - 10V CEDLTC00128

net kg 0,215



DRIVER 700mA DIMMABLE 0/1 - 10V & PUSH

700mA constant - 53 Vdc

example composition code
CEDLTC00128

I corpi illuminanti sono stati progettati per il raggiungimento di un elevato confort visivo. La sorgente LED a corrente costante e la sua lente, sono alloggiati nel cilindro in maniera recessa. I LED driver, sono alloggiati in unico rosone ed alimentano l'intero sistema.

The lighting bodies have been designed to achieve high visual comfort. The constant current LED source and its lens are housed in the cylinder in a recessed manner. The LED drivers are housed in a single canopy and power the entire system.

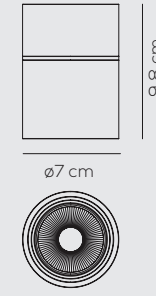
PLPIVO0132GEXXX



pivot (single spotlight)

Ryosuke Fukusada

PL PIVO01
kg 0,57 m³ 0,005



IP20 CRI90  **LED**

SPOTLIGHT / DRIVER INCLUDED (DIMMABLE)

1 - 12° beam - degreese
3 - 38° beam - degreese

1 - 2700K
2 - 3000K*
3 - 3500K

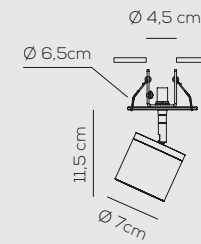
Colours
BC white
NE black
GE greige



LED 1 x 6,5W
~671 lm* ~103 lm/W* source

220-240VAC

example composition code
PL PIVO 01 3 2 BC XXX

SATELTURNXI
kg 0,663



 CRI90  **LED**

RECESSED ORIENTABLE SPOTLIGHT SATELLITE / DRIVER NOT INCLUDED

1 - 12° beam - degreese
3 - 38° beam - degreese

1 - 2700K
2 - 3000K*
3 - 3500K

Colours
BC white
NE black
GE greige

LED 1 x 6,5W
~671 lm* ~103 lm/W* source

700mA - 9,2 Vdc

example composition code
SATELTURNXI 1 1 BC

SATELTURNXI32GE



L | XL

SPULI160LEDANXX



u-light

Timo Ripatti



u-light

Timo Ripatti



Collezione composta da lampade a parete, soffitto e sospensione in alluminio. Disponibile in due colori e diverse dimensioni. Sorgente luminosa a LED integrato dimmerabile. Disponibile con opzione fonoassorbente.

Collection consisting of wall, ceiling and suspended lamps in aluminium. Available in two colours and few sizes. Built-in LED dimmable light source. Available with sound-absorbing panel option.

Prodotto fonoassorbente /
Sound absorbing product



GENERAL INFORMATION



COLOURS



anthracite grey



rust brown

CANOPY




WALL AND CEILING LAMP VERSION



wall or ceiling details



wall, ceiling or pendant lamp canopy version



wall, ceiling or pendant lamp recessed version



acoustic performance

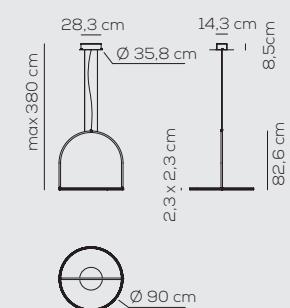



u-light

Timo Ripatti

SP ULI 090 LED

kg 7,2 m³ 0,19



IP20 CRI90  **LED**

U-LIGHT / downward lighting only
/ DRIVER INCLUDED

3000K*
2700K upon request

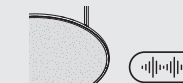
LED 63W - diffused beam
~5158 lm* 82 lm/W* source

100-240VAc

Colours
AN anthracite / grey
RU rust / brown

example composition code
SP ULI 090 LED AN XX

other CCT options
available upon request

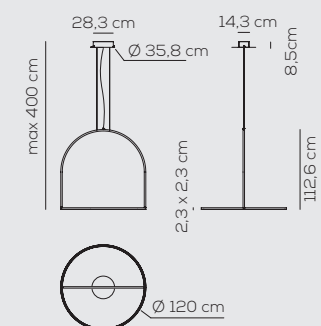



KITFASPULO90AAV, KITFASPUL120AAV
opzione fonoassorbente antracite /
sound absorbing option anthracite

KITFASPULO90RAV, KITFASPUL120RAV
opzione fonoassorbente ruggine /
sound absorbing option rust brown

SP ULI 120 LED

kg 8,2 m³ 0,33



IP20 CRI90  **LED**

U-LIGHT / downward lighting only
/ DRIVER INCLUDED

3000K*
2700K upon request

LED 86W - diffused beam
~7736 lm* 90 lm/W* source

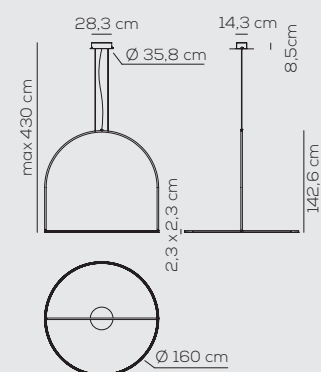
100-240VAc


Colours
AN anthracite / grey
RU rust / brown

example composition code
SP ULI 120 LED AN XX

SP ULI 160

kg 18,8 m³ 0,6



IP20 CRI90  **LED**

U-LIGHT / downward lighting only
/ DRIVER INCLUDED

3000K*
2700K upon request

LED 125W - diffused beam
~9025 lm* 72 lm/W* source

100-240VAc

Colours
AN anthracite / grey
RU rust / brown

example composition code
SP ULI 160 LED AN XX

pannello fonoassorbente non
disponibile / sound absorbing
panel not available

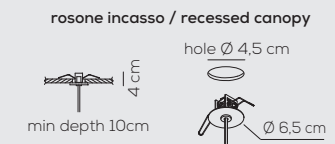

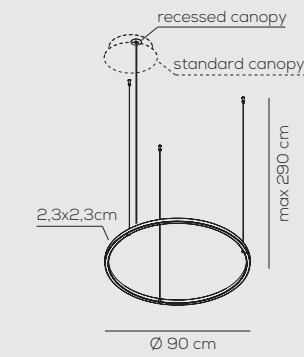


SPULA160LEDRUIN
SPULA120LEDRUIN

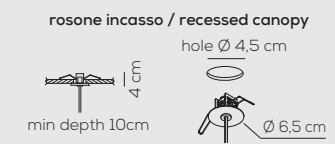
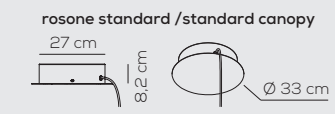
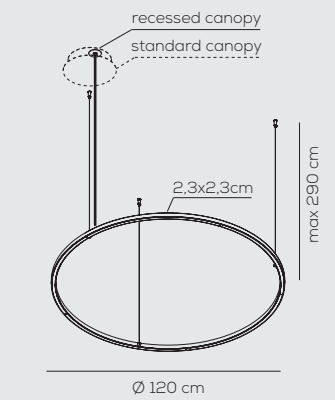
u-light

Timo Ripatti

SP ULA 090 LED canopy
SP ULA 090 LED recessed
canopy kg 5,8 m³ 0,128
recessed kg 2,5 m³ 0,126



SP ULA 120 LED canopy
SP ULA 120 LED recessed
canopy kg 6,5 m³ 0,180
recessed kg 3 m³ 0,150





 IP20  CRI90   **LED**
U-LIGHT / suspension with canopy / DRIVER INCLUDED

3000K*
2700K upon request
LED 63W - diffused beam
~5158 lm* 82 lm/W* source
100-240VAc
Colours
AN anthracite / grey
RU rust / brown
example composition code
SP ULA 090 LED AN XX

 IP20  CRI90   **LED**
U-LIGHT / recessed suspension lamp / DRIVER NOT INCLUDED

3000K*
2700K upon request
LED 54W - diffused beam
~5158 lm* 95 lm/W* source
24Vdc
Colours
AN anthracite / grey
RU rust / brown
example composition code
SP ULA 090 LED AN IN

foro - hole Ø 4,5 cm / profondità min - min depth 10 cm

 **CEDMWC00202** dimmable 1-10V 24Vdc / driver max 80W
 **CEDMWC00204** dimmable DALI 24Vdc / driver max 75W



 IP20  CRI90   **LED**
U-LIGHT / suspension with canopy / DRIVER INCLUDED

3000K*
2700K upon request
LED 86W - diffused beam
~7736 lm* 90 lm/W* source
100-240VAc
Colours
AN anthracite / grey
RU rust / brown
example composition code
SP ULA 120 LED AN XX

 IP20  CRI90   **LED**
U-LIGHT / recessed suspension lamp / DRIVER NOT INCLUDED

3000K*
2700K upon request
LED 74W - diffused beam
~7736 lm* 104 lm/W* source
24Vdc
Colours
AN anthracite / grey
RU rust / brown
example composition code
SP ULA 120 LED AN IN

foro - hole Ø 4,5 cm / profondità min - min depth 10 cm

 **CEDMWC00203** dimmable 1-10V 24Vdc / driver max 100W
 **CEDMWC00205** dimmable DALI 24Vdc / driver max 100W

Installazione downlight o uplight.
Downlight or uplight mounting.

other CCT options
available upon request



KITFASPULA090AV,
KITFASPULA000AV
opzione fonassorbente avorio /
sound absorbing option ivory.

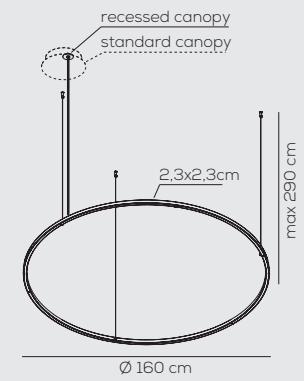
SPULA120LEDRUIN
KITFASPULA000AV



u-light 

Timo Ripatti

SP ULA 160 LED canopy
SP ULA 160 LED recessed
canopy kg 9,1 m³ 0,310
recessed kg 4,8 m³ 0,280



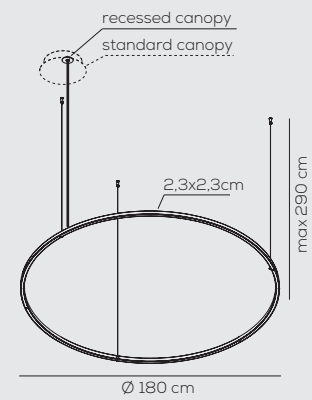
rosone standard / standard canopy



rosone incasso / recessed canopy



SP ULA 180 LED canopy
SP ULA 180 LED recessed
canopy kg 10,5 m³ 0,330
recessed kg 5,4 m³ 0,310







rosone standard / standard canopy



rosone incasso / recessed canopy



 IP20  CRI90   LED

U-LIGHT / suspension with canopy / DRIVER INCLUDED





3000K*
2700K upon request

LED 125W - diffused beam
~9025 lm* 72 lm/W* source

100-240V_{AC}

Colours
AN anthracite / grey
RU rust / brown

example composition code
SP ULA 160 LED AN XX

 IP20  CRI90   LED

U-LIGHT / recessed suspension lamp / DRIVER NOT INCLUDED

3000K*
2700K upon request



LED 102W - diffused beam
~9025 lm* 88 lm/W* source





24V_{DC}

Colours
AN anthracite / grey
RU rust / brown

example composition code
SP ULA 160 LED AN IN

foro - hole Ø 4,5 cm / profondità min - min depth 10 cm

 CEDMWC00202 dimmable 1-10V 24V_{DC}
driver max 80W x 2 pcs
 CEDMWC00204 dimmable DALI 24V_{DC}
driver max 75W x 2 pcs

 IP20  CRI90   LED

U-LIGHT / suspension with canopy / DRIVER INCLUDED





3000K*
2700K upon request

LED 153W - diffused beam
~10315 lm* 67 lm/W* source

100-240V_{AC}

Colours
AN anthracite / grey
RU rust / brown

example composition code
SP ULA 180 LED AN XX

 IP20  CRI90   LED

U-LIGHT / recessed suspension lamp / DRIVER NOT INCLUDED

3000K*
2700K upon request



LED 123W - diffused beam
~10315 lm* 84 lm/W* source

24V_{DC}

Colours
AN anthracite / grey
RU rust / brown

example composition code
SP ULA 180 LED AN IN

foro - hole Ø 4,5 cm / profondità min - min depth 10 cm

 CEDMWC00203 dimmable 1-10V 24V_{DC}
driver max 100W x 2 pcs
 CEDMWC00205 dimmable DALI 24V_{DC}
driver max 100W x 2 pcs

Installazione downlight o uplight.
Downlight or uplight mounting.

other CCT options
available upon request



KITFASPULA000AV
opzione fonoassorbente avorio /
sound absorbing option ivory.



PL UL 1 090 LED h10 cm canopy
 PL UL 2 090 LED h25 cm canopy
 PL UL 1: kg 5,8 m³ 0,128
 PL UL 2: kg 6,3 m³ 0,128

IP20 CRI90 **LED**

U-LIGHT / h10 cm or h25 cm ceiling lamp with canopy / DRIVER INCLUDED

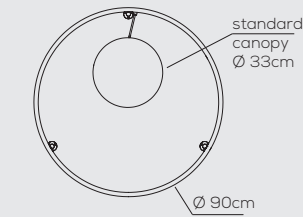
3000K*
 2700K upon request

LED 63W - diffused beam
 ~5158 lm* 82 lm/W* source

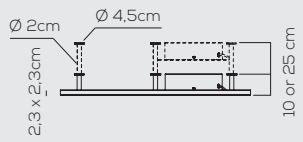
100-240VAc

Colours
 AN anthracite / grey
 RU rust / brown

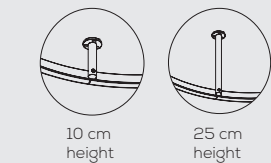
example composition code
 PL UL1 090 LED AN XX



rosone standard / standard canopy



altezze disponibili
 available heights



PL UL 1 090 LED h10 cm recessed
 PL UL 2 090 LED h25 cm recessed
 PL UL 1: kg 2,7 m³ 0,126
 PL UL 2: kg 3,1 m³ 0,126

IP20 CRI90 **LED**

U-LIGHT / h10 cm or h25 cm recessed ceiling lamp / DRIVER NOT INCLUDED

3000K*
 2700K upon request

LED 54W - diffused beam
 ~5158 lm* 95 lm/W* source

24Vdc

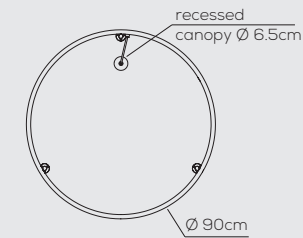
Colours
 AN anthracite / grey
 RU rust / brown

example composition code
 PL UL1 090 LED AN IN

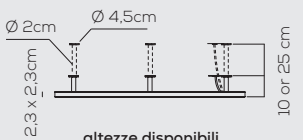
foro - hole Ø 4,5 cm / profondità min - min depth 10 cm

CEDMWC00202 dimmable 1-10V 24Vdc / driver max 80W

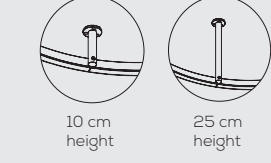
CEDMWC00204 dimmable DALI 24Vdc / driver max 75W



rosone incasso / recessed canopy



altezze disponibili
 available heights



PL UL 1 120 LED h10 cm canopy
 PL UL 2 120 LED h25 cm canopy
 PL UL 1: kg 6,6 m³ 0,180
 PL UL 2: kg 7 m³ 0,180

IP20 CRI90 **LED**

U-LIGHT / h10 cm or h25 cm ceiling lamp with canopy / DRIVER INCLUDED

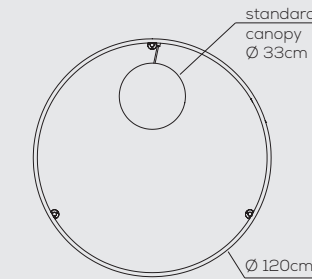
3000K*
 2700K upon request

LED 86W - diffused beam
 ~7736 lm* 90 lm/W* source

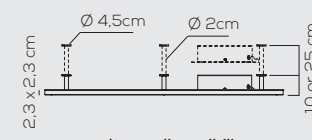
100-240VAc

Colours
 AN anthracite / grey
 RU rust / brown

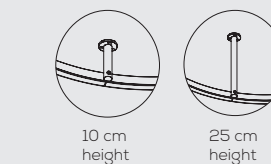
example composition code
 PL UL1 120 LED AN XX



rosone standard / standard canopy



altezze disponibili
 available heights



Installazione come plafoniera
 (downlight o uplight) oppure
 applique (con illuminazione verso
 la superficie di installazione).
 Application: both as ceiling
 (downlight or uplight mounting)
 or wall lamp (only wallward light).

other CCT options
 available upon request



KITFAPLULA090AV (canopy),
 KITFAPLUL090IAV (recessed)
 opzione fonoassorbente avorio /
 sound absorbing option ivory.

PL UL 1 120 LED h10 cm recessed
 PL UL 2 120 LED h25 cm recessed
 PL UL 1: kg 3,2 m³ 0,150
 PL UL 2: kg 3,6 m³ 0,150

IP20 CRI90 **LED**

U-LIGHT / h10 cm or h25 cm recessed ceiling lamp / DRIVER NOT INCLUDED

3000K*
 2700K upon request

LED 74W - diffused beam
 ~7736 lm* 104 lm/W* source

24Vdc

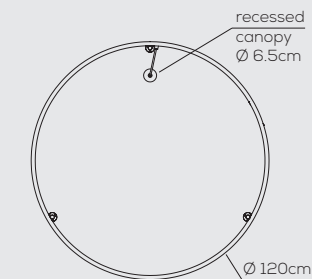
Colours
 AN anthracite / grey
 RU rust / brown

example composition code
 PL UL1 120 LED AN IN

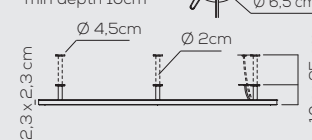
foro - hole Ø 4,5 cm / profondità min - min depth 10 cm

CEDMWC00203 dimmable 1-10V 24Vdc / driver max 100W

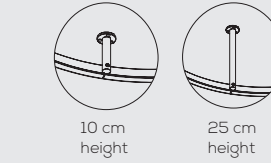
CEDMWC00205 dimmable DALI 24Vdc / driver max 100W



rosone incasso / recessed canopy



altezze disponibili
 available heights



Installazione come plafoniera
 (downlight o uplight) oppure
 applique (con illuminazione verso
 la superficie di installazione).
 Application: both as ceiling
 (downlight or uplight mounting)
 or wall lamp (only wallward light).

other CCT options
 available upon request



KITFAPLULA120AV (canopy),
 KITFAPLUL120IAV (recessed)
 opzione fonoassorbente avorio /
 sound absorbing option ivory.

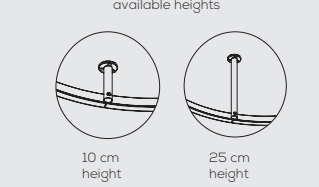
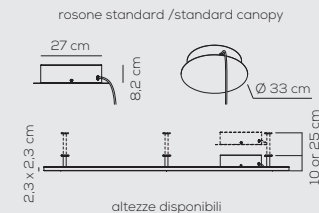
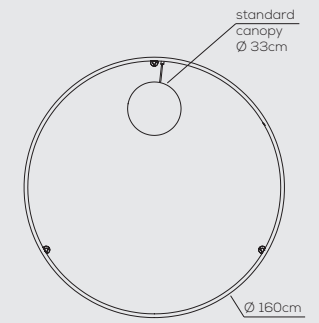
PLUL1160LEDANXX
KITFAPLULA000AV

u-light

Timo Ripatti



PL UL 1 160 LED h10 cm canopy
PL UL 2 160 LED h25 cm canopy
PL UL 1: kg 9,2 m³ 0,310
PL UL 2: kg 9,6 m³ 0,310



IP20 CRI90 **LED**

U-LIGHT / h10 cm or h25 cm ceiling lamp with canopy / DRIVER INCLUDED

3000K*
2700K upon request

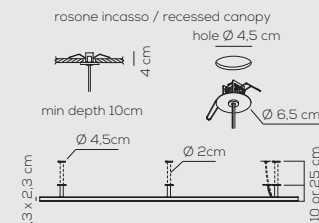
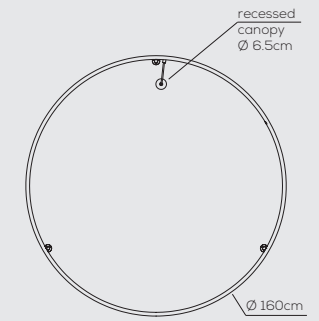
LED 125W - diffused beam
~9025 lm* 72 lm/W* source

100-240VAc

Colours
AN anthracite / grey
RU rust / brown

example composition code
PL UL1 160 LED AN XX

PL UL 1 160 LED h10 cm recessed
PL UL 2 160 LED h25 cm recessed
PL UL 1: kg 5 m³ 0,280
PL UL 2: kg 5,4 m³ 0,280



IP20 CRI90 **LED**

U-LIGHT / h10 cm or h25 cm recessed ceiling lamp / DRIVER NOT INCLUDED

3000K*
2700K upon request

LED 102W - diffused beam
~9025 lm* 88 lm/W* source

24Vdc

Colours
AN anthracite / grey
RU rust / brown

example composition code
PL UL1 160 LED AN IN

foro - hole Ø 4,5 cm / profondità min - min depth 10 cm

CEDMWC00202 dimmable 1-10V 24Vdc driver max 80W x 2 pcs
 CEDMWC00204 dimmable DALI 24Vdc driver max 75W x 2 pcs

Installazione come plafoniera (downlight o uplight) oppure applique (con illuminazione verso la superficie di installazione).
Application: both as ceiling (downlight or uplight mounting) or wall lamp (only wallward light).

other CCT options available upon request



KITFAPLULA000AV (canopy), KITFAPLUL000IAV (recessed) opzione fonoassorbente avorio / sound absorbing option ivory.

u-light

Timo Ripatti

PL UL 1 180 LED h10 cm canopy
 PL UL 2 180 LED h25 cm canopy
 PL UL 1: kg 6,6 m³ 0,180
 PL UL 2: kg 7 m³ 0,180

IP20 CRI90 LED

U-LIGHT / h10 cm or h25 cm ceiling lamp with canopy / DRIVER INCLUDED

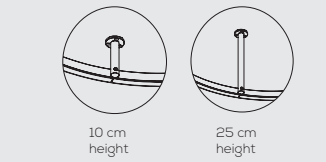
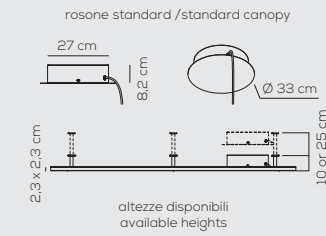
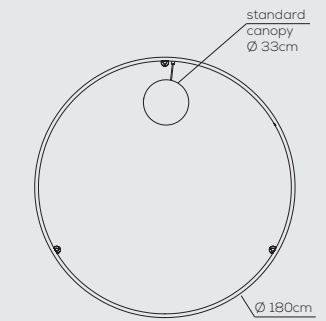
3000K*
 2700K upon request

LED 153W - diffused beam
 ~10315 lm* 67 lm/W* source

100-240VAc

Colours
 AN anthracite / grey
 RU rust / brown

example composition code
 PL UL1 180 LED AN XX



PLUL1090LEDRUXX
 PLUL1160LEDRUXX
 PLUL2120LEDRUXX



PL UL 1 180 LED h10 cm recessed
 PL UL 2 180 LED h25 cm recessed
 PL UL 1: kg 3,2 m³ 0,150
 PL UL 2: kg 3,6 m³ 0,150

IP20 CRI90 LED

U-LIGHT / h10 cm or h25 cm recessed ceiling lamp / DRIVER NOT INCLUDED

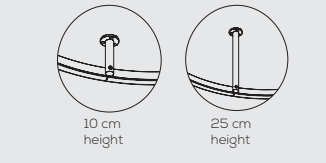
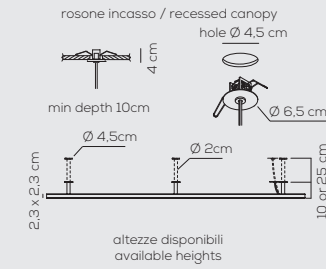
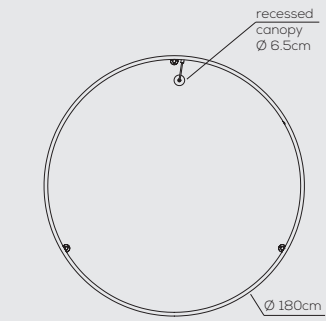
3000K*
 2700K upon request

LED 123W - diffused beam
 ~10315 lm* 84 lm/W* source

24Vdc

Colours
 AN anthracite / grey
 RU rust / brown

example composition code
 PL UL1 180 LED AN IN



foro - hole Ø 4,5 cm / profondità min - min depth 10 cm

CEDMWC00203 dimmable 1-10V 24Vdc driver max 100W x 2 pcs
 CEDMWC00205 dimmable DALI 24Vdc driver max 100W x 2 pcs

Installazione come plafoniera (downlight o uplight) oppure applique (con illuminazione verso la superficie di installazione). Application: both as ceiling (downlight or uplight mounting) or wall lamp (only wallward light).

other CCT options available upon request



KITFAPLULA000AV (canopy), KITFAPLUL000IAV (recessed) opzione fonoassorbente avorio / sound absorbing option ivory.

S M L XL

poses (system)

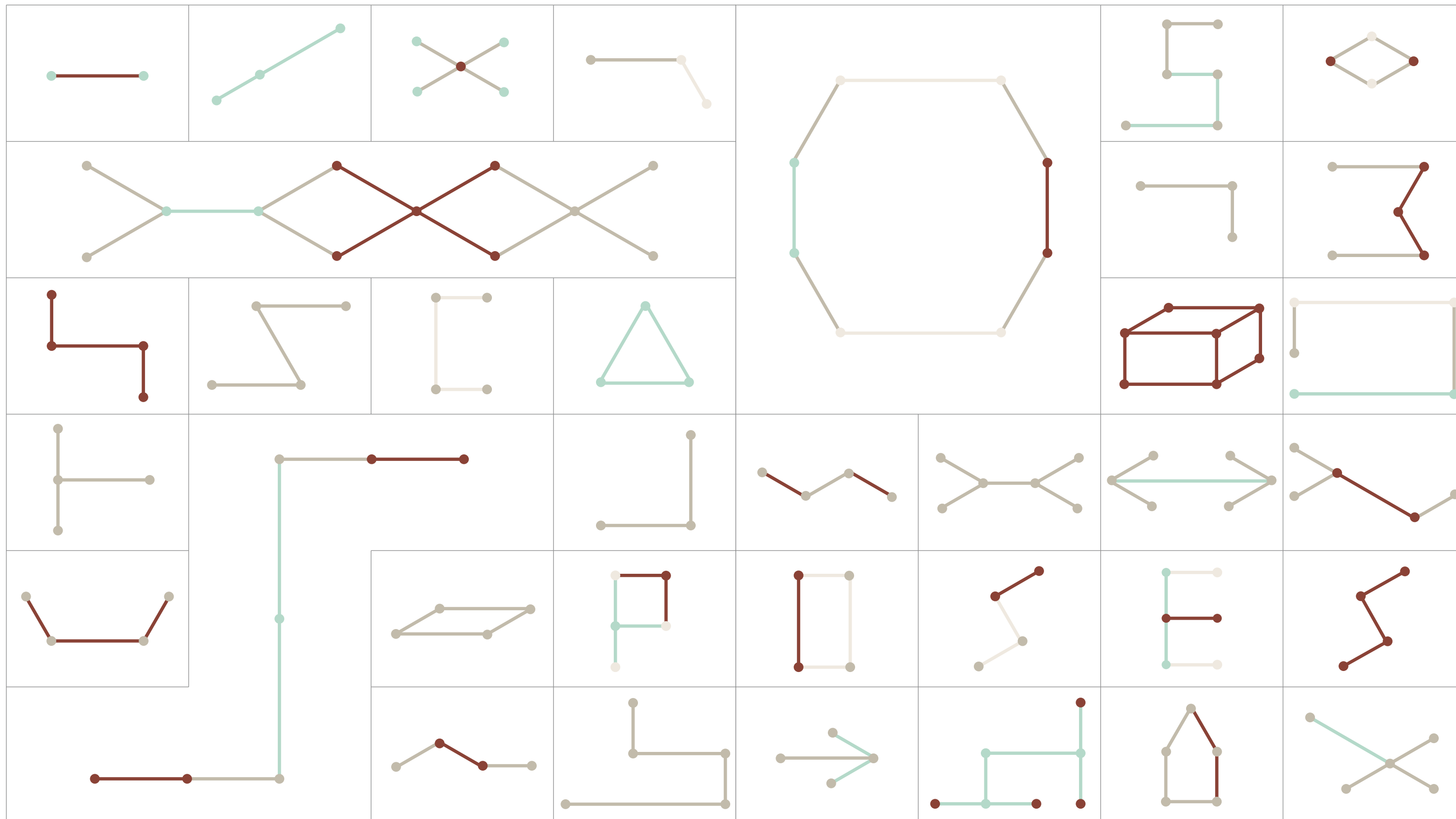
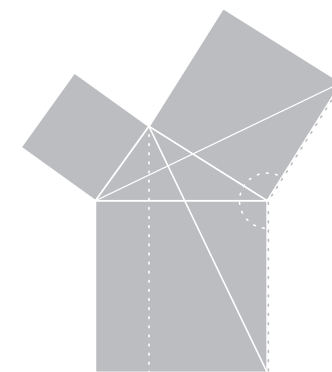
Axolight Lab

Con Poses, Axolight si pone l'obiettivo di consentire al progettista la creazione di innumerevoli forme geometriche piane (pose appunto), oltre che al trasporto e alla diffusione della luce nell'ambito di spazi interni attraverso l'uso di rette lineari e punti di giunzione.

Il concetto di Poses trae ispirazione dalle riletture di Euclide, matematico e filosofo greco antico che con il suo lavoro più noto, Elementi, una delle più influenti opere di tutta la storia della matematica, definisce concetti primitivi: il punto, la retta e il piano.

With Poses, Axolight sets itself the goal of allowing the customer to create innumerable flat geometric shapes (poses in fact), as well as the transport and diffusion of light within interior spaces through the use of straight lines and junction points.

The concept of Poses is inspired by the reinterpretations of Euclid, an ancient Greek mathematician and philosopher who with his best known work, Elements, one of the most influential works in the entire history of mathematics, defines primitive concepts as the point, the line and the plane.





3 x ACPOSES1421ONDW 2 x ACBLOCCACAVO01DW
 2 x ACPOSES0821ONDW 8 x ACPIEDINO07XXDW
 2 x ACPOSES0451ONDW 2 x ACCANOPYINO01BC
 6 x ACSATXX12XXXDW 2 x ACCAVOEL2X001TR
 2 x ACSATXX01XXXDW 2 x CEDMWC00203

poses

Axolight Lab

Lampada componibile, da soffitto, muro e sospensione, che consente la creazione di innumerevoli forme geometriche.

Gli elementi che la compongono sono:

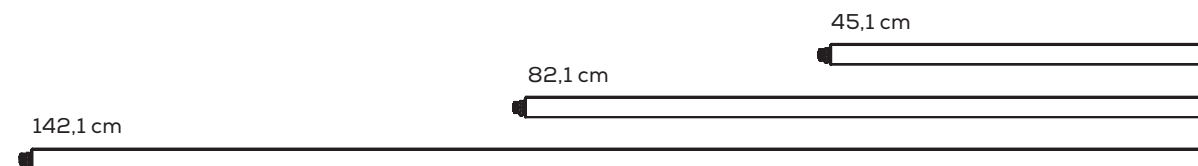
barre lineari (2,3 cm x 2,3 cm) di 3 differenti lunghezze che si innestano su **satelliti circolari** con coperchio di apertura/chiusura a calamita, per una semplicità di installazione e pulizia estetica.

Modular pendant, wall and ceiling fixture which allows the creation of countless geometrical shapes.

The basic elements of each composition are:

lighting Linear profiles (0.9 x 0.9 inches section) available in 3 different lengths which can be linked to **circular satellite elements**.

The connection is protected by a magnetic cover, resulting in an easy installation and an aesthetically pleasing look.



Le barre lineari possono contenere o non contenere la sorgente luminosa, sono rotabili a ~360° per permettere, quando luminose, un completo orientamento della luce.

Le barre lineari non luminose hanno una mera funzione architettonica e possono essere usate per il completamento delle forme geometriche desiderate.

The linear elements can be equipped with an LED light source or not, they can be rotated ~360° to allow orienting the light emission in the preferred direction (when equipped with the light source).

Non-lighting linear profiles, with a merely architectural function, which can be used to complete the desired geometrical shapes.

Le barre lineari sono installabili su 12 differenti punti del satellite circolare, al fine di ottenere svariati angoli e conseguenti forme geometriche.

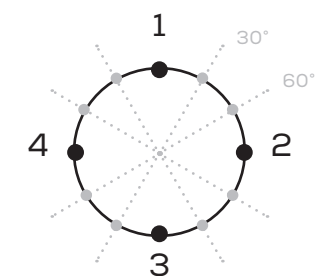
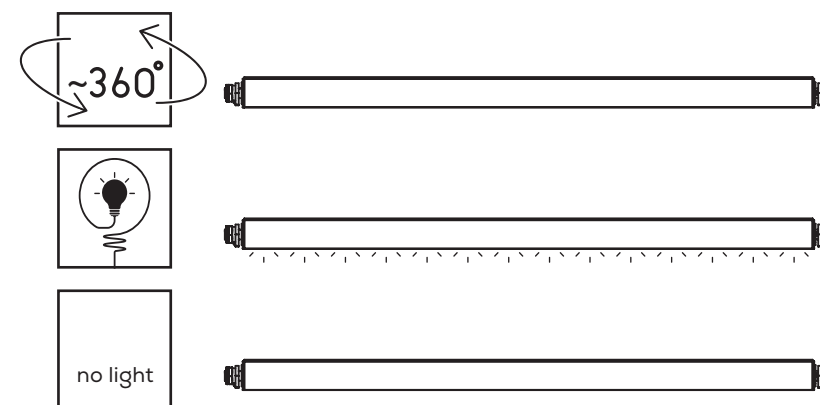
The linear profiles can be installed in 12 different points of the circular satellites, thus obtaining different angles and consequently different geometries for the composition.

È possibile inserire fino a 4 barre lineari per satellite circolare.

Each satellite can host up to 4 different linear profiles.



10 x ACPOSES0821ONLA - 2 x ACPOSE0821OFFLA - 11 x ACSATXX12XXXLA - 2 x ACBLOCCACAVO01LA - 11 x ACCAVINOX0300CR
 2 x ACCANOPYTO001LA - 2 x ACCAVOEL2X001TR - 2 x CEDMWC00203



satellite circolare con coperchio di apertura /chiusura a calamita
 circular satellites with magnet cover




4 x ACPOSES0451ONGE
 1 x ACPOSES0821ONER
 2 x ACSATXX12XXXGGE
 2 x ACSATXX12XXXER
 2 x ACSATXX01XXXGGE
 1 x ACBLOCCACAVO01GE
 4 x ACPIEDINO07XXGE
 2 x ACPIEDINO07XXER
 1 x ACCANOPYIN001BC
 1 x ACCAVOEL2X001TR
 1 x CEDMWC00202

poses ○○○
 Axolight Lab

GENERAL INFORMATION

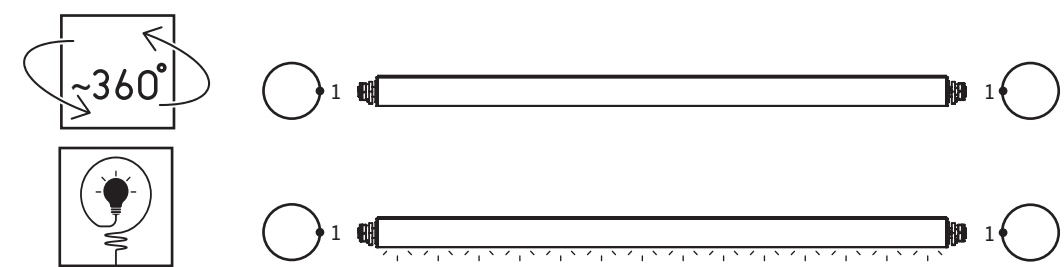
CE ETL in progress
 EAC in progress

COLOURS





33 x ACPOSE0451ONDW - 16 x ACPOSE0821ONDW - 38 x ACSATXX12XXXDW - 7 x ACBLOCCACAVO01DW - 38 x ACPIEDINO22XXDW
7 x ACCANOPYIN001BC - 7 x ACCAVOEL2X001TR - 7 x CEDMWC00203

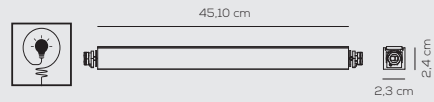


Le barre lineari possono contenere o non contenere la sorgente luminosa, sono rotabili a $\sim 360^\circ$ per permettere, quando luminose, un completo orientamento della luce.

The linear elements can be equipped with an LED light source or not, they can be rotated $\sim 360^\circ$ to allow orienting the light emission in the preferred direction (when equipped with the light source).

poses componenti / components

ACPOSE0451ON
kg 0,33



3000K*
2700K upon request

LED 9,3W - 24Vdc
995lm* source

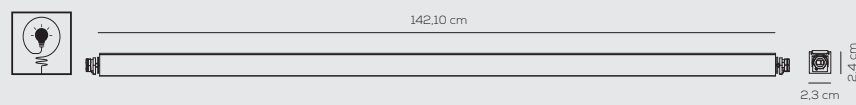
ACPOSE0821ON
kg 0,60



3000K*
2700K upon request

LED 17,2W - 24Vdc
1840lm* source

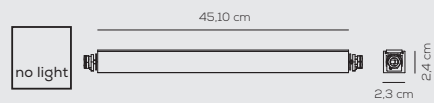
ACPOSE1421ON
kg 1,04



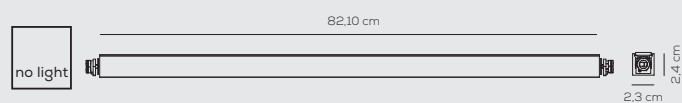
3000K*
2700K upon request

LED 30,2W - 24Vdc
3220lm* source

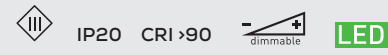
ACPOSE0451OFF
kg 0,33



ACPOSE0821OFF
kg 0,60








ACPOSE1421OFF
kg 1,04



DRIVER NOT INCLUDED

Colours
DW desert white
ER earth red
LA laguna aqua
GE greige

example composition code
ACPOSE0821ON ER

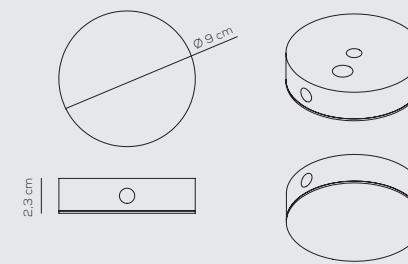
-  **CEDMWC00202** dimmable 1-10V 24Vdc driver max 80W
-  **CEDMWC00203** dimmable 1-10V 24Vdc driver max 100W
-  **CEDMWC00204** dimmable DALI 24Vdc driver max 75W
-  **CEDMWC00205** dimmable DALI 24Vdc driver max 100W
-  **CEDMWC00206** dimmable 1-10V 24Vdc driver max 40W

Colours
DW desert white
ER earth red
LA laguna aqua
GE greige

example composition code
ACPOSE1421OFF LA

poses componenti / components

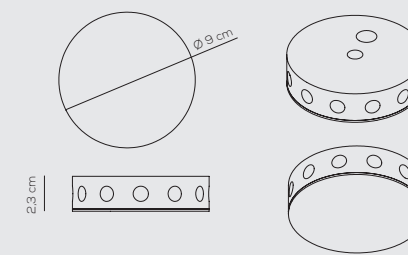
ACSATXX01 (1 hole)
kg 0,25



Colours
DW desert white
ER earth red
LA laguna aqua
GE greige

example composition code
ACSATXX01 XX XX LA

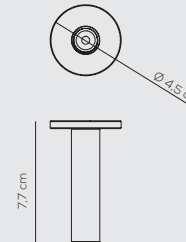
ACSATXX12 (12 holes)
kg 0,23



Colours
DW desert white
ER earth red
LA laguna aqua
GE greige

example composition code
ACSATXX12 XX XX ER


ACPIEDINO07XX
kg 0,15



Colours
DW desert white
ER earth red
LA laguna aqua
GE greige

example composition code
ACPIEDINO07XX ER

ACPIEDINO22XX
kg 0,25




Colours
DW desert white
ER earth red
LA laguna aqua
GE greige

example composition code
ACPIEDINO22XX DW

poses componenti / components ○○○

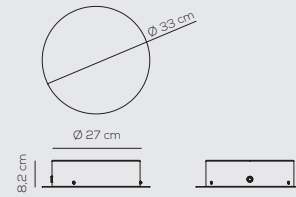
ACCANOPYRE001
kg 1,5



Colours
DW desert white
ER earth red
LA laguna aqua
GE greige

example composition code
ACCANOPYRE001 LA

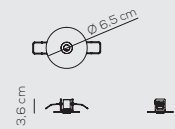
ACCANOPYTO001
kg 2,5



Colours
DW desert white
ER earth red
LA laguna aqua
GE greige

example composition code
ACCANOPYTO001 ER

ACCANOPYIN001 (for recessed system)
kg 0,20



Colours
BC white

foro - hole Ø 4,5cm / profondità min - min depth 10cm

example composition code
ACCANOPYIN001 BC

ACCAVOEL2X001
kg 0,13



Flexible electrical round cable with 2 conductors
2 x 1,5 mm² (15 AWG) covered with fabric

Lunghezza / Length: multiples of the meter upon request

Colours
AN anthracite grey
BC white
BR bronze
TR transparent (not covered with fabric)

example composition code
ACCAVOEL2X001 BR

ACCAVOEL4X001
kg 0,22



Flexible electrical round cable with 4 conductors
4 x 1,5mm² (15 AWG) covered with fabric

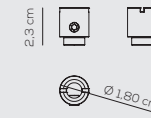
Lunghezza / Length: multiples of the meter upon request

Colours
AN anthracite grey
BC white
BR bronze
TR transparent (not covered with fabric)

example composition code
ACCAVOEL4X001 BC

poses componenti / components ○○○

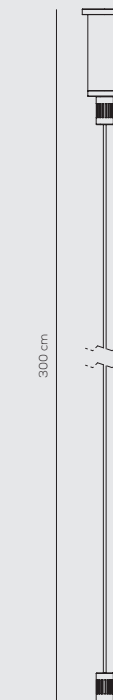
ACBLOCCACAV01
Kg 0,015



Colours
DW desert white
ER earth red
LA laguna aqua
GE greige

example composition code
ACBLOCCACAV01 DW

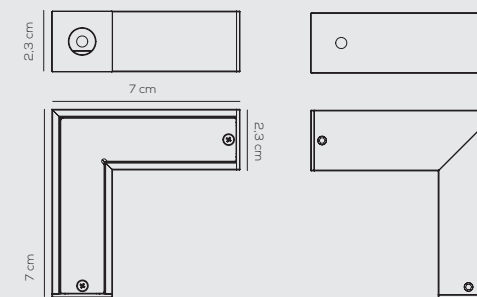
ACCAVINOX0300
kg 0,040



Colours
CR chrome

example composition code
ACCAVINOX0300 CR

ACANGOLO90001
kg 0,17



Colours
DW desert white
ER earth red
LA laguna aqua
GE greige

example composition code
ACANGOLO90001 DW




3 x ACPOSES1421ONLA - 3 x ACPOSES0821ONLA - 3 x ACPOSE0821OFFLA - 7 x ACSATXX12XXXXLA
1 x ACBLOCCACAVO01LA - 7 x ACPIEDINO07XXLA - 1 x ACCANOPYIN001BC - 1 x ACCAVOEL4X001TR - 2 x CEDMWCO0203

S | M

orchid

Rainer Mutsch



PTORCHIDBCXXLED / LTORCHIDBCXXLED
SPORCHI4BCXXLED (up) / APORCHIDBCXXLED (down)
SPORCHI3BCXXLED (up) / PLORCHIDBCXXLED (down)

PTORCHIDBCXXLED

orchid


Rainer Mutsch

Collezione composta da lampade da parete, soffitto, sospensione, terra e tavolo in alluminio.
Disponibile in tre colori.
La sorgente luminosa è a LED integrato dimmerabile.

*Collection consisting of aluminium wall, ceiling, suspended, floor and table lamps.
Available in three colours.
Built-in dimmable LED light source.*

GENERAL INFORMATION

COLOURS



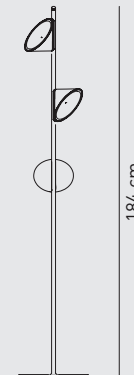
white

sand

anthracite grey

white canopy

PT ORCHID
kg 13 m³ 0,2



184 cm

Ø 35 cm



CE EAC ETL in progress



ORCHID / DIMMER INCLUDED

Colours
BC white
SA sand
AN anthracite grey

3000K*
2700K upon request
3500K upon request

LED 3 x 6.5W - diffuser beam
3 x ~671 lm* ~103 lm/W* source

110-240Vac

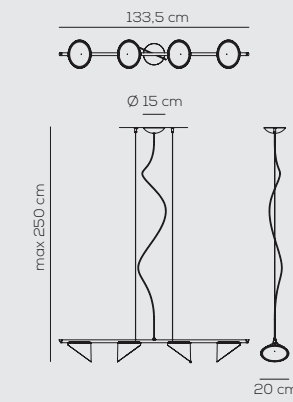
example composition code
PT ORCHID AN XX LED

SPORCHI4ANXXLED

orchid

Rainer Mutsch

SP ORCHI 4
kg 8 m³ 0,2



IP20 CR190 **LED**

Colours
BC white
SA sand
AN anthracite grey

3000K*
2700K upon request

LED 4 x 15W - diffused beam
4 x ~1234 lm* ~86 lm/W* source

220-240VAC

example composition code
SP ORCHI4 SA XX LED

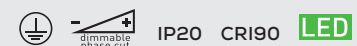
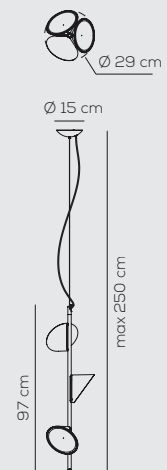
SPORCHI3SAXXLED



orchid

Rainer Mutsch

SP ORCHI 3
kg 6 m³ 0,18



Colours
BC white
SA sand
AN anthracite grey

3000K*
2700K upon request

LED 3 x 15W - diffused beam
3 x ~1234 lm* ~86 lm/W* source

220-240VAC

example composition code
SP ORCHI3 SA XX LED



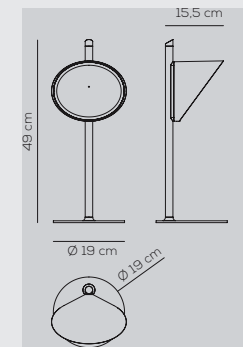
LTORCHIDANXXLED



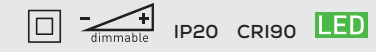
orchid

Rainer Mutsch

LT ORCHID
kg 2,5 m³ 0,07



CE ENEC ETL in progress



ORCHID / DIMMER INCLUDED

Colours
BC white
SA sand
AN anthracite grey

3000K*
2700K upon request
3500K upon request

LED 6,5W - diffuser beam
~671 lm* ~103 lm/W* source

110-240Vac

example composition code
LT ORCHID AN XX LED

LTORCHIDBCXXLED



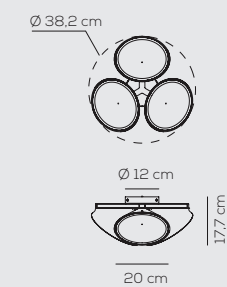
PLORCHIDBCXXLED



orchid

Rainer Mutsch

PL ORCHID
kg 6 m³ 0,07



ORCHID / DIMMER INCLUDED

Colours
BC white
SA sand
AN anthracite grey

3000K*
2700K upon request

LED 3 x 15W - diffused beam
3 x ~1234 lm* ~86 lm/W* source

220-240VAC

example composition code
PL ORCHID SA XX LED

PLORCHIDANXXLED

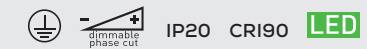
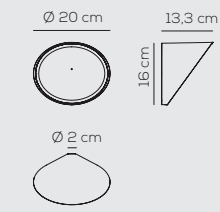




orchid

Rainer Mutsch

AP ORCHID
kg 1 m³ 0,02



ORCHID / applicazione a soffitto o a parete
application: both as ceiling or wall lamp


Colours
BC white
SA sand
AN anthracite grey

3000K*
2700K upon request

LED 15W - diffused beam
~1234 lm* ~86 lm/W* source

220-240VAC

example composition code
AP ORCHID SA XX LED



M

FADOD930BC48LED

DoDot

Simone Micheli



FADOD930BC48LED

FADOD930CG48LED
FADOD930BL48LED



DoDot

Simone Micheli


Lampada da soffitto o parete con struttura metallica in alluminio e acciaio. Sorgente luminosa orientabile. LED integrato dimmerabile.

Ceiling or wall lamp with metal frame in aluminum and steel. The lighting source can be adjusted. Built-in dimmable LED source.


GENERAL INFORMATION



COLOURS

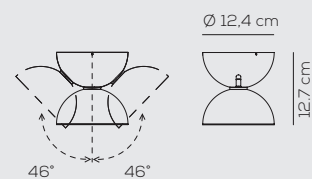


white blue black concrete green



mauve dust

FA DOD9
kg 0,9 m³ 0,02



IP20 CRI:90 **LED**

30. 3000K*
27. 2700K

Colours
BC wrinkled white
BL blue
NE black
CG concrete greer
MD mauve dust

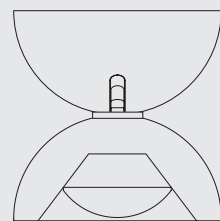
beam - degrees 48° / 35° / 15°

LED 17,4 W
~2100 lm* 120 lm/W* source

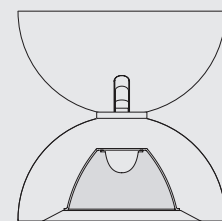
220-240VAC

example composition code
FA DOD927 NE 48 LED

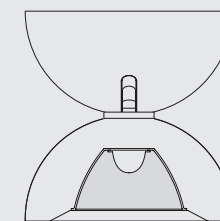
Compatibile con sistema Casambi su richiesta /
Compatibility with Casambi system upon request



OPTIC-LENS 48°



OPTIC-REFLECTOR 35°



OPTIC-REFLECTOR 15°

lik

S. & R. Cornelissen



lik

S. & R. Cornelissen

Lampada da parete in alluminio disponibile in tre colori. Sorgente luminosa a LED integrato dimmerabile.

Aluminium wall lamp available in three colours. Built-in dimmable LED.

GENERAL INFORMATION



COLOURS

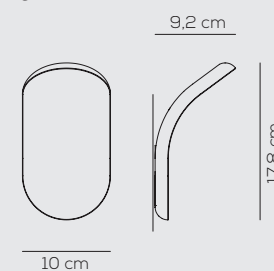


wrinkle white

matt bronze

matt nickel

AP LIK
kg 0,5 m³ 0,02



IP20 CRI>90 **LED**

Colours
BC wrinkled white
BR matt bronze
NI matt nickel

3000K*
2700K upon request

diffused beam

LED 1 x 16,6W
~ 1480 lm* 89 lm/W* source

220-240VAC

example composition code
AP LIKXXX BR XX LED

APLIKXXXBRXXLED







urban & urban mini

Dima Loginoff



urban & urban mini

Dima Loginoff


Collezione composta da lampade a soffitto e sospensione in alluminio. Disponibile in tre colori e dimensioni. Le sospensioni sono disponibili anche nella versione ad incasso. Sorgente luminosa a LED integrato dimmerabile.

Collection consisting of aluminium ceiling and suspended lamps, also in a recessed version. Available in three colours and sizes. Built-in dimmable LED light source.

GENERAL INFORMATION

CE ETL in progress
EAC in progress


COLOURS



wrinkled white

matt bronze

matt nickel



standard canopy

recessed canopy

(from left to right)
SPURBANP2XBCLCC / SPURBMIP2XBCLCC / SPURBMIG2XBRLCC
SPURBMIP2XNILCC / SPURBMIM2XNILCC / SPURBANM2XBRLCC
SPURBMIG2XNILCC / SPURBMIP2XBRLCC / SPURBMIM2XBCLCC

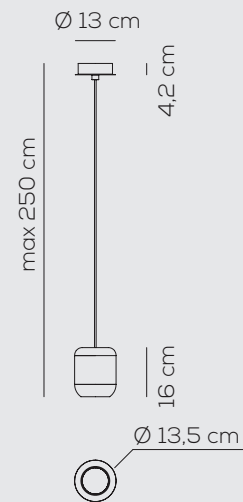




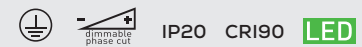
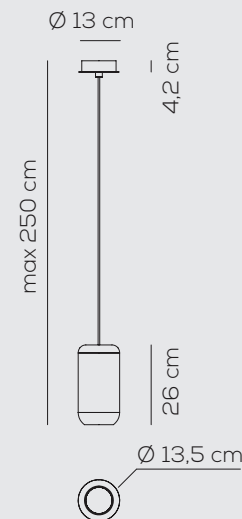
urban

Dima Loginoff

SP URBAN P
kg 1,9 m³ 0,02



SP URBAN M
kg 2,3 m³ 0,025



URBAN LCC / solo con illuminazione verso il basso / downward lighting only

DRIVER INCLUDED

1. 2700K
2. 3000K*
3. 3500K

Colours

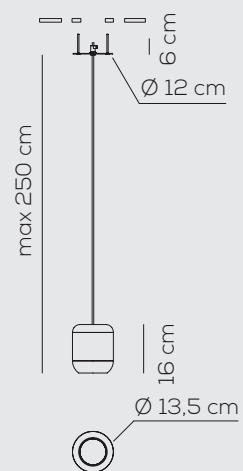
BC wrinkled white
BR matt bronze
NI matt nickel

****LED** 17,5W - diffuser beam
~2400 lm* ~137 lm/W* source

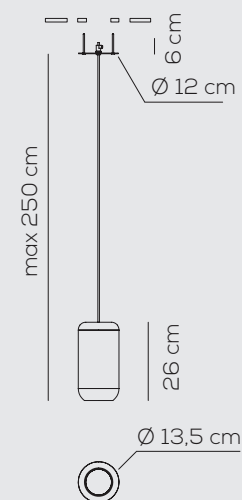
220-240VAC

example composition code
SP URBANP 2X NI LCC

SP URBAN P I (RECESSED) LCC
kg 1,7 m³ 0,02



SP URBAN M I (RECESSED) LCC
kg 2,1 m³ 0,025



URBAN LCC / solo con illuminazione verso il basso / downward lighting only
DRIVER NOT INCLUDED

1. 2700K
2. 3000K*
3. 3500K

Colours

BC wrinkled white
BR matt bronze
NI matt nickel


****LED** 17,5W - diffuser beam
~2400 lm* ~137 lm/W* source

500mA - 34,7Vdc

example composition code
SP URBANM I 3 NI LCC

foro - hole 1 x Ø 3 cm + 2 x Ø 1,4 cm
profondità min - min depth 10 cm

CEDLTC00124 dimmable Phase Cut 500mA driver - Max 20W

 **CEDLTC00126** dimmable DALI 500mA driver - Max 20W

CEDLTC00104 dimmable DALI 500mA driver - Max 35W

CEDLTC00128 dimmable 1-10V 500mA driver - Max 26,5W

**** New LED / Nuovo LED**

In case of temporary out of stock, a version with the following features will be available / In caso di momentanea irreperibilità sarà disponibile una versione con le seguenti caratteristiche:



3000K*
2700K available while stock last / fino ad esaurimento scorte

LED 15W - diffused beam
~1275 lm* ~85 lm/W* source

220-240VAC

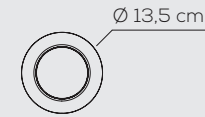
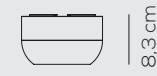
PLURBANM2XBCLCC
PLURBANG2XBCLCC






urban

Dima Loginoff

PL URBAN P
kg 1,6 m³ 0,02



   IP20 CRI90 **LED**

URBAN LCC / solo con illuminazione verso il basso / downward lighting only
DRIVER NOT INCLUDED

1. 2700K
2. 3000K*
3. 3500K


Colours
BC wrinkled white
BR matt bronze
NI matt nickel

****LED** 17,5W - diffuser beam
~2400 lm* ~137 lm/W* source

500mA - 34,7Vdc

example composition code
PL URBANP 2X NI LCC

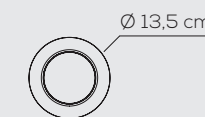
CEDLTC00124 dimmable Phase Cut 500mA driver - Max 20W

 **CEDLTC00126** dimmable DALI 500mA driver - Max 20W

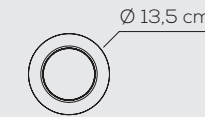
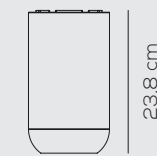
CEDLTC00104 dimmable DALI 500mA driver - Max 35W




CEDLTC00128 dimmable 1-10V 500mA driver - Max 26,5W

PL URBAN M
kg 1,3 m³ 0,02



PL URBAN G
kg 1,7 m³ 0,025



   IP20 CRI90 **LED**

URBAN LCC / solo con illuminazione verso il basso / downward lighting only

DRIVER INCLUDED

1. 2700K
2. 3000K*
3. 3500K

Colours
BC wrinkled white
BR matt bronze
NI matt nickel

****LED** 17,5W - diffuser beam
~2400 lm* ~137 lm/W* source

220-240VAC

example composition code
PL URBANP 2X NI LCC

PLURBANP2XBCLCC

** New LED / Nuovo LED

In case of temporary out of stock, a version with the following features will be available / In caso di momentanea irreperibilità sarà disponibile una versione con le seguenti caratteristiche:



3000K*
2700K available while stock last /
fino ad esaurimento scorte

LED 15W - diffused beam
~1275 lm* ~85 lm/W* source

220-240VAC



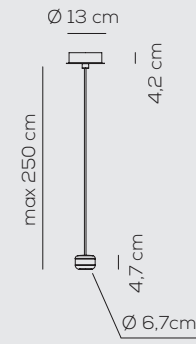
SPURBMIGI2BRLCC
 SPURBMIP2NILCC
 SPURBMIMI2NILCC



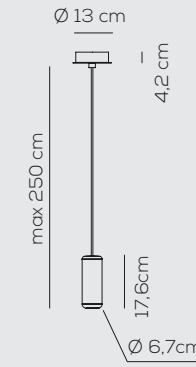
urban mini

Dima Loginoff

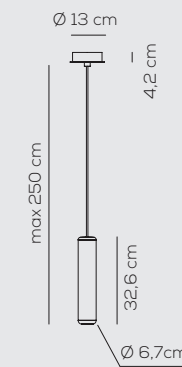
SP URBMI P
 kg 0,5 m³ 0,004



SP URBMI M
 kg 0,7 m³ 0,02



SP URBMI G
 kg 1 m³ 0,025



IP20 CRI90 **LED**

URBAN mini LCC / solo con illuminazione verso il basso / downward lighting only

DRIVER INCLUDED

- 1. 2700K
- 2. 3000K*
- 3. 3500K

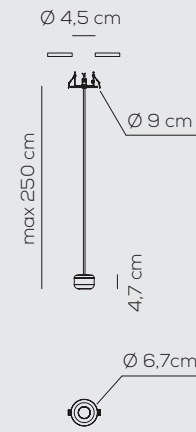
Colours
 BC wrinkled white
 BR matt bronze
 NI matt nickel

****LED** 6,5W - diffuser beam
 ~671 lm* ~103 lm/W* source

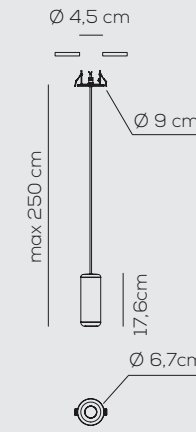
220-240VAC

example composition code
 SP URBAMI M 2X BC LCC

SP URBMI PI (RECESSED)
 kg 0,5 m³ 0,004



SP URBMI MI (RECESSED)
 kg 0,7 m³ 0,02



IP20 CRI90 **LED**

URBAN mini LCC / solo con illuminazione verso il basso / downward lighting only
COMPATIBLE WITH PIVOT SYSTEM / DRIVER NOT INCLUDED

- 1. 2700K
- 2. 3000K*
- 3. 3500K

Colours
 BC wrinkled white
 BR matt bronze
 NI matt nickel

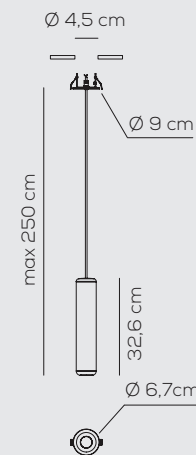
****LED** 6,5W - diffuser beam
 ~671 lm* ~103 lm/W* source

700mA - 9,2Vdc

example composition code
 SP URBMI G 12 BC LCC

foro - hole Ø 4,5 cm / profondità min - min depth 10 cm

SP URBMI GI (RECESSED)
 kg 1 m³ 0,025



- CEDLTC00124** dimmable Phase Cut 700mA driver
Max 20W trailing and leading edge
- CEDLTC00127** dimmable 0/1 - 10V - Push - 700mA driver
- Max 9W
- CEDLTC00126** dimmable DALI 700mA driver - Max 20W
- CEDLTC00104** dimmable DALI 700mA driver - Max 50W

**** New LED / Nuovo LED**

In case of temporary out of stock, a version with the following features will be available / In caso di momentanea irreperibilità sarà disponibile una versione con le seguenti caratteristiche:



3000K*
 2700K available while stock last / fino ad esaurimento scorte

LED 8W - diffused beam
 ~640 lm* ~80 lm/W* source

220-240VAC

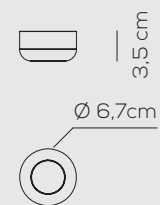


PLURBMIM2XBCLCC
PLURBMIG2XBCLCC

urban mini

Dima Loginoff

PL URBMI P
kg 0,4 m³ 0,004



IP20 CRI90 **LED**

URBAN mini LCC / solo con illuminazione verso il basso / downward lighting only DRIVER NOT INCLUDED

1. 2700K
2. 3000K*
3. 3500K

Colours
BC wrinkled white
BR matt bronze
NI matt nickel

****LED** 6,5W - diffuser beam
~671 lm* ~103 lm/W* source

700mA - 9,2Vdc

example composition code
PL URBMI P 2X BC LCC

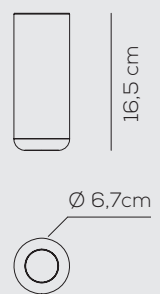
CEDLTC00124 dimmable Phase Cut 700mA driver - Max 20W trailing and leading edge

CEDLTC00127 dimmable 0/1 - 10V - Push - 700mA driver - Max 9W

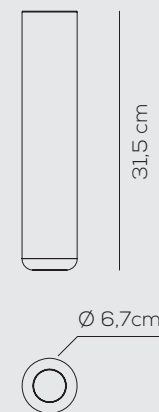
CEDLTC00126 dimmable DALI 700mA driver - Max 20W

CEDLTC00104 dimmable DALI 700mA driver - Max 50W

PL URBMI M
kg 0,5 m³ 0,02



PL URBMI G
kg 0,8 m³ 0,025



IP20 CRI90 **LED**

URBAN mini LCC / solo con illuminazione verso il basso / downward lighting only

DRIVER INCLUDED

1. 2700K
2. 3000K*
3. 3500K

Colours
BC wrinkled white
BR matt bronze
NI matt nickel

****LED** 6,5W - diffuser beam
~671 lm* ~103 lm/W* source

220-240VAC

example composition code
PL URBMI P 2X BC LCC

** New LED / Nuovo LED


In case of temporary out of stock, a version with the following features will be available / In caso di momentanea irreperibilità sarà disponibile una versione con le seguenti caratteristiche:



3000K*
2700K available while stock last /
fino ad esaurimento scorte

LED 8W - diffused beam
~640 lm* ~80 lm/W* source

220-240VAC



ego
Axolight Lab



ego
Axolight lab

Lampada da soffitto o parete con struttura metallica in ottone naturale. Sorgente luminosa orientabile. LED integrato dimmerabile.

Ceiling or wall lamp with natural brass frame. Adjustable lighting source. Built-in dimmable LED.

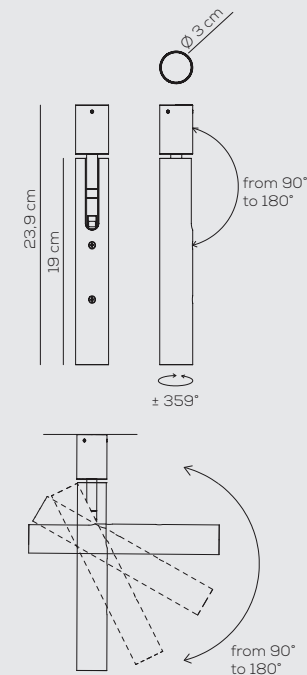
GENERAL INFORMATION

COLOURS



natural brass

FA EGO X 30
kg 0,5 m³ 0,004



CE ETL Intertek EAC

with dedicated PSU IP20 CRI 80 LED

Colours
OT natural brass

~30° beam - degree

3000K

LED 1 x 8,8 W - 250 mA, 35,2 Vdc
~1220 lm 139 lm/W source

example composition code
FA EGOX30 OT XX LED

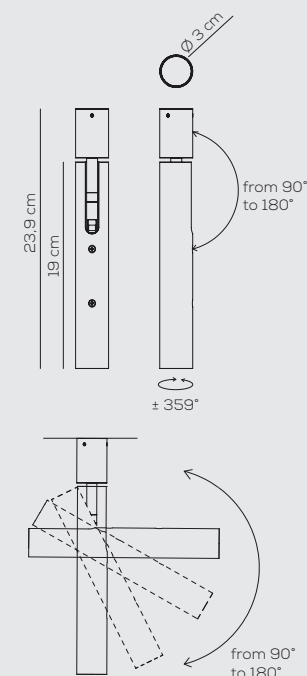
CEDLTC00123 on/off 250mA driver - Max 10W

CEDLTC00124 dimmable Phase Cut 250mA driver - Max 12W

CEDLTC00125 dimmable DALI 1-10V & PUSH 250mA driver - Max 28W

CEDLTC00126 dimmable DALI 250mA driver - Max 12W

FA EGO P 30
kg 0,5 m³ 0,004



CE ETL in progress EAC in progress

with dedicated PSU IP20 CRI 90 LED

Colours
OT natural brass

~30° beam - degree

3000K*
4000K available while stock last / fino ad esaurimento scorte

LED 1 x 3,2 W - 350 mA, 9 Vdc
~310 lm* 96 lm/W* source

example composition code
FA EGOP30 OT XX LED

CEDLTC00100 on/off 350mA driver - Max 8W

CEDLTC00101 on/off 350mA driver - Max 12W

CEDLTC00103 dimmable 1-10V 350mA driver - Max 25W

CEDLTC00104 dimmable DALI 350mA driver - Max 25W

virtus

Manuel Vivian



virtus

Manuel Vivian

Collezione composta da lampade a sospensione in alluminio in vari colori. Disponibile anche nella versione ad incasso. Sorgente luminosa a LED integrato dimmerabile.

Collection consisting of suspended lamps in aluminium, also in a recessed version. Available in several colours. Built-in dimmable LED light source.

GENERAL INFORMATION

COLOURS




white for white version

matt white RAL 9016 wrinkled

anthracite grey wrinkled / final black polished nickel

anthracite grey wrinkled / final polished gold



anthracite grey for anthracite version

rust brown for rust brown version

white for recessed versions

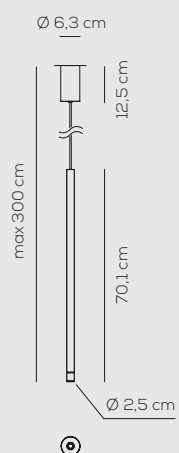
rust brown wrinkled / final black polished nickel

rust brown wrinkled / final polished gold

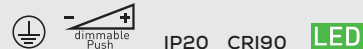




E210112
kg 0,89 m³ 0,015



CE EAC ETL in progress



VIRTUS / LED 3,2W / DRIVER INCLUDED

Finish

- 07 matt white RAL 9016 wrinkled
- 10 anthracite grey wrinkled / final black polished nickel
- 11 anthracite grey wrinkled / final polished gold
- 12 rust brown wrinkled / final black polished nickel
- 13 rust brown wrinkled / final polished gold

- 1. 3000K*
- 2. 4000K available while stock last / fino ad esaurimento scorte

~295 lm* ~92 lm/W* source

220-240VAC

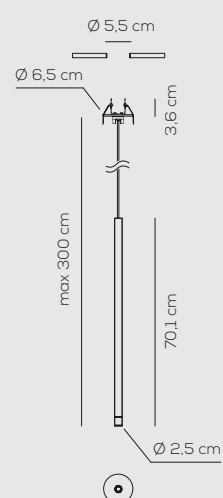
example composition code

E 2 101 1 11 1 2

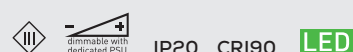
optional accessories

E000700900 Kit decentramento bianco Ø 2,2 x 2 cm / White decentralization kit Ø 2,2 x 2 cm.

E21014
kg 0,89 m³ 0,015



CE EAC ETL in progress



VIRTUS RECESSED / LED 3,2W / DRIVER NOT INCLUDED

Finish

- 07 matt white RAL 9016 wrinkled
- 10 anthracite grey wrinkled / final black polished nickel
- 11 anthracite grey wrinkled / final polished gold
- 12 rust brown wrinkled / final black polished nickel
- 13 rust brown wrinkled / final polished gold

- 1. 3000K*
- 2. 4000K available while stock last / fino ad esaurimento scorte

~295 lm* ~92 lm/W* source

350mA - 9Vdc

example composition code

E 2 101 1 11 1 2

foro - hole Ø 5,5 cm / profondità min - min depth 10 cm - Collegare in serie. / Wire in series.

E000700900 Kit decentramento bianco Ø 2,2 x 2 cm / White decentralization kit Ø 2,2 x 2 cm.

CEDLTC00100 on/off 350mA driver - Max 8W

CEDLTC00101 on/off 350mA driver - Max 12W

CEDLTC00102 dimmable 1-10V & PUSH 350mA driver - Max 6W

CEDLTC00103 dimmable 1-10V 350mA driver - Max 25W

CEDLTC00104 dimmable DALI 350mA driver - Max 25W


CEDLLG00302 on/off 350mA driver - Max 6W

CEDLLG00303 on/off 350mA driver - Max 12W

E21011X
kg 0,89 m³ 0,015



CE ETL in progress
EAC in progress



VIRTUS / LED 6,5W / DRIVER INCLUDED

Finish

- 07 matt white RAL 9016 wrinkled
- 10 anthracite grey wrinkled / final black polished nickel
- 11 anthracite grey wrinkled / final polished gold
- 12 rust brown wrinkled / final black polished nickel
- 13 rust brown wrinkled / final polished gold

- 1. 2700K
- 2. 3000K*
- 3. 3500K

LED 6,5W

~671 lm* ~103 lm/W* source

220-240VAC

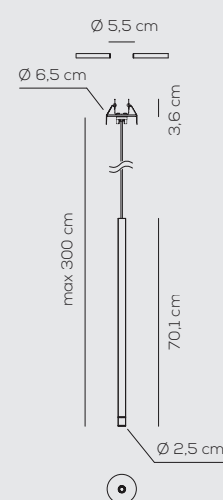
example composition code

E 2 101 1 11 1 X

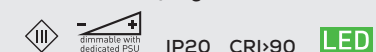
optional accessories

E000700900 Kit decentramento bianco Ø 2,2 x 2 cm / White decentralization kit Ø 2,2 x 2 cm.

E21014X
kg 0,89 m³ 0,015



CE ETL in progress
EAC in progress



VIRTUS RECESSED / LED 6,5W / COMPATIBLE WITH PIVOT SYSTEM / DRIVER NOT INCLUDED

Finish

- 07 matt white RAL 9016 wrinkled
- 10 anthracite grey wrinkled / final black polished nickel
- 11 anthracite grey wrinkled / final polished gold
- 12 rust brown wrinkled / final black polished nickel
- 13 rust brown wrinkled / final polished gold

- 1. 2700K
- 2. 3000K*
- 3. 3500K

LED 6,5W

~671 lm* ~103 lm/W* source

700mA - 9,2Vdc

example composition code

E 2 101 4 11 1 X

foro - hole Ø 5,5 cm / profondità min - min depth 10 cm - Collegare in serie. / Wire in series.

E000700900 Kit decentramento bianco Ø 2,2 x 2 cm / White decentralization kit Ø 2,2 x 2 cm.

CEDLTC00124 dimmable Phase Cut 700mA driver - Max 20W trailing and leading edge

CEDLTC00127 dimmable 0/1 - 10V - Push - 700mA driver - Max 9W

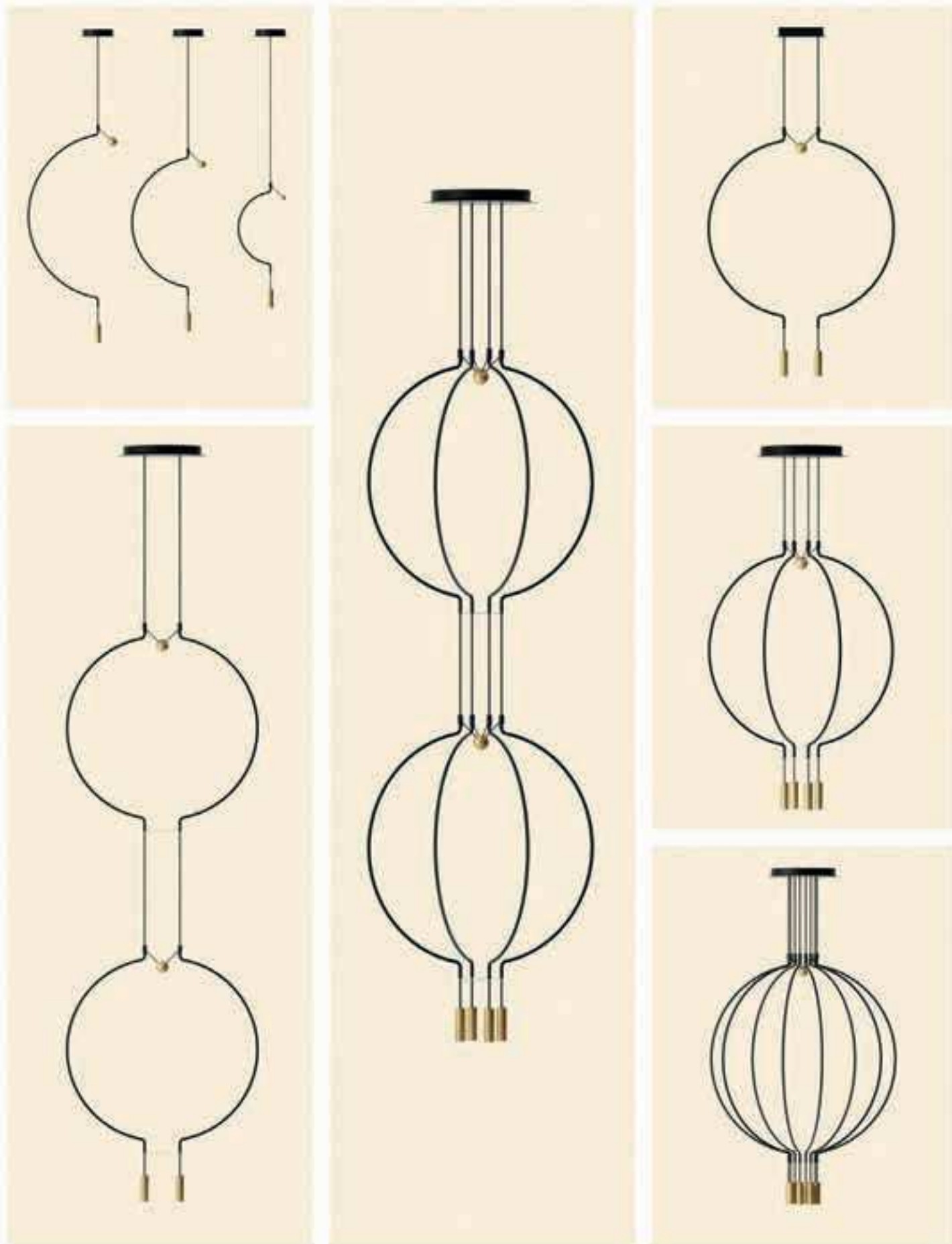
CEDLTC00126 dimmable DALI 700mA driver - Max 20W

CEDLTC00104 dimmable DALI 700mA driver - Max 50W

liaison

Sara Moroni

S M L XL



liaison

Sara Moroni

Collezione di lampade a sospensione in metallo. Disponibile in vari colori e dimensioni. La sorgente luminosa è a LED integrato dimmerabile.

Collection consisting of metal suspended lamps. Available in several colors and sizes. Built-in dimmable LED light source.

GENERAL INFORMATION



DRIVER INCLUDED *EXCEPT FOR THE RECESSED VERSION

FINISHINGS FINITURE



black / matt gold
nero / oro opaco

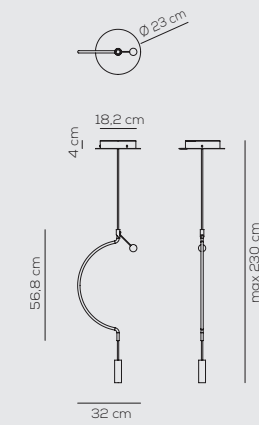
matt gold / black
oro opaco / nero

black / black
nero / nero

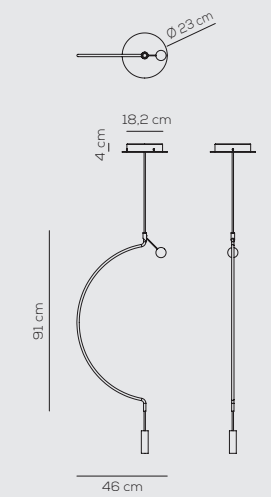
liaison

Sara Moroni

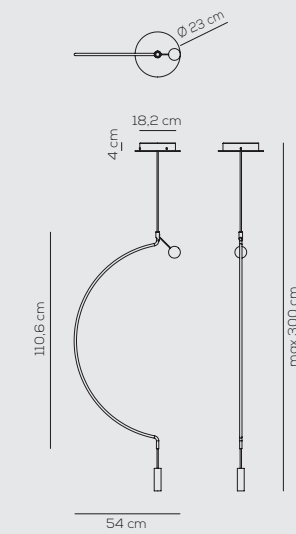
SP LIAI P 1
kg 1,766 m³ 0,05



SP LIAI M 1
kg 2,181 m³ 0,09



SP LIAI G 1
kg 2,448 m³ 0,16



Arch / Final & sphere finishes
NE black / NE black
NE black / OO matt gold
OO matt gold / NE black

3000K*
2700K upon request

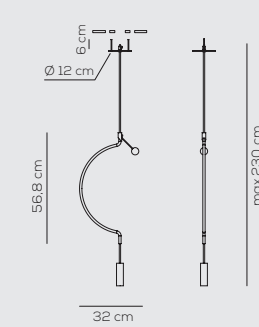
optic ~40° beam

LED 1 x 6,7W
~ 671 lm* ~ 100 lm/W* source

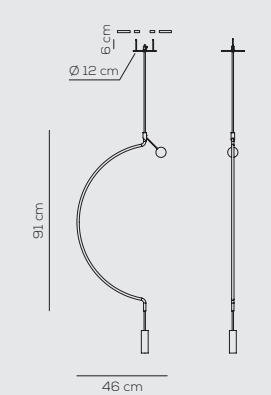
220-240VAC

example composition code
SP LIAI P 1 NE NE LED

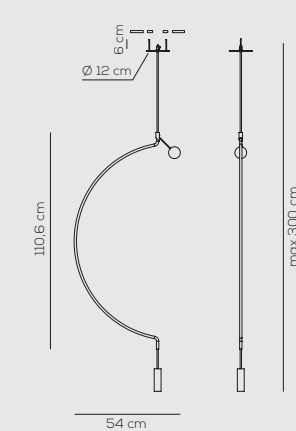
SP LIA P 1 (RECESSED)*
kg 1,5 m³ 0,05




SP LIA M 1 (RECESSED)*
kg 1,9 m³ 0,09



SP LIA G 1 (RECESSED)*
kg 2,2 m³ 0,16



 EAC in progress

LIAISON - COMPATIBLE WITH
PIVOT SYSTEM / DRIVER NOT
INCLUDED

Arch / Final & sphere finishes
NE black / NE black
NE black / OO matt gold
OO matt gold / NE black

3000K*
2700K upon request

optic ~40° beam

LED 1 x 6,7W
~ 671 lm* ~ 100 lm/W* source





700mA - 9,4Vdc


example composition code
SP LIA P 1 NE NE LED

foro - hole: 1 x Ø 3 cm + 2 x Ø 1,4 cm
profondità min - min depth 10 cm

SPLIAIP1NEOLED

optional accessories for recessed versions

-  **CEDLTC00124** dimmable Phase Cut 700mA driver - Max 20W trailing and leading edge
-  **CEDLTC00127** dimmable 0/1 - 10V - Push - 700mA driver - Max 9W
-  **CEDLTC00126** dimmable DALI 700mA driver - Max 20W
-  **CEDLTC00104** dimmable DALI 700mA driver - Max 50W



Project: FOLIE London Studio KO 2019 Photo: Yann Deret-2521

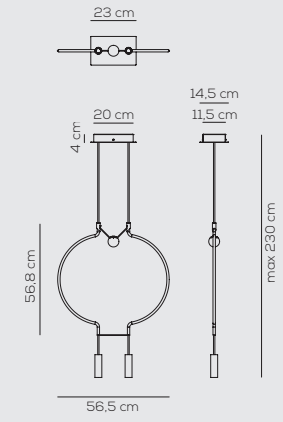
SPLIAM2NEOLED



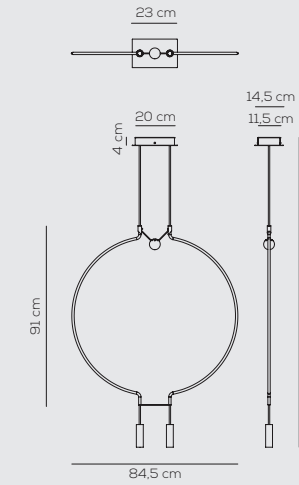
liaison

Sara Moroni

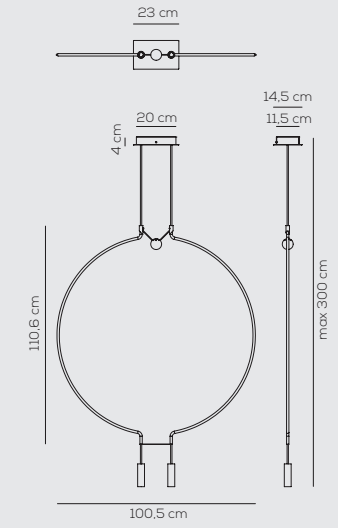
SP LIAI P 2
kg 2,549 m³ 0,05



SP LIAI M 2
kg 2,673 m³ 0,09



SP LIAI G 2
kg 2,734 m³ 0,16



Arch / Final & sphere finishes
NE black / NE black
NE black / OO matt gold
OO matt gold / NE black

3000K*
2700K upon request

optic ~40° beam

LED 2 x 6,7W
~ 1342 lm* ~ 100 lm/W* source

220-240VAC

example composition code
SP LIAI P 2 NE NE LED



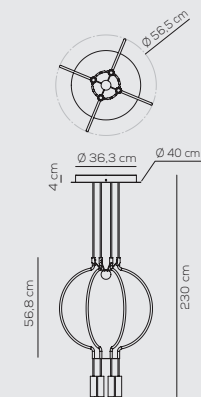
SPLIAM4OONELED



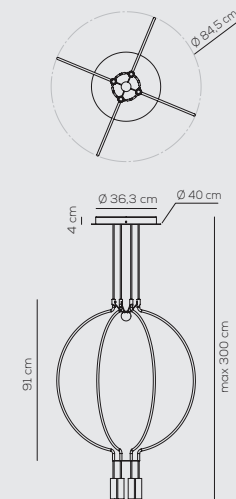
liaison ○○○

Sara Moroni

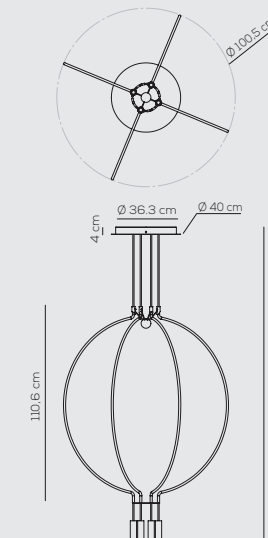
SP LIAI P 4
kg 5,697 m³ 0,11



SP LIAI M 4
kg 5,945 m³ 0,1



SP LIAI G 4
kg 6,068 m³ 0,2



Arch / Final & sphere finishes
NE black / NE black
NE black / OO matt gold
OO matt gold / NE black

3000K*
2700K upon request

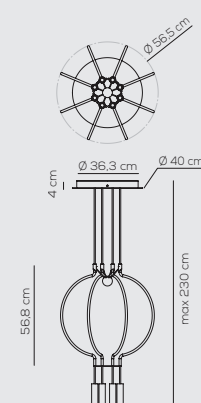
optic ~40° beam

LED 4 x 6,7W
~ 2684 lm* ~ 100 lm/W* source

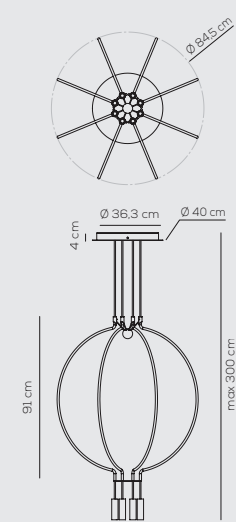
220-240VAC

example composition code
SP LIAI P 4 NE NE LED

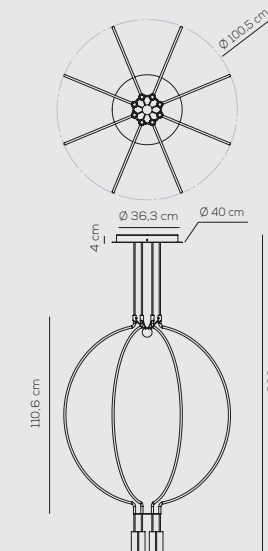
SP LIAI P 8
kg 7,914 m³ 0,11



SP LIAI M 8
kg 8,41 m³ 0,24



SP LIAI G 8
kg 8,656 m³ 0,36



Arch / Final & sphere finishes
NE black / NE black
NE black / OO matt gold
OO matt gold / NE black

3000K*
2700K upon request

optic ~40° beam

LED 8 x 6,7W
~ 5368 lm* ~ 100 lm/W* source

220-240VAC

example composition code
SP LIAI P 8 NE NE LED

SPLIAG8NEOOLED

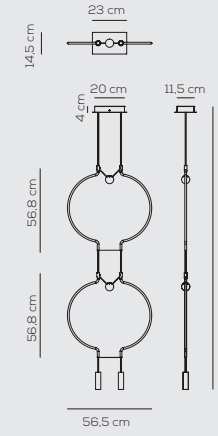


SPLIADG2NEOLED

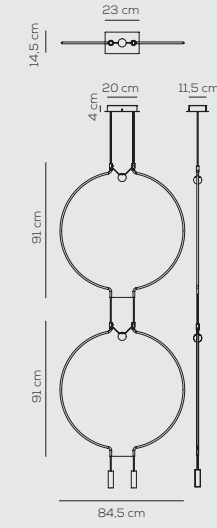
liaison

Sara Moroni

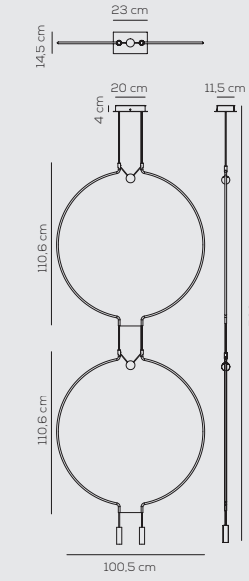
SP LIAD P 2
kg 3,678 m³ 0,07



SP LIAD M 2
kg 4,12 m³ 0,09



SP LIAD G 2
kg 4,28 m³ 0,16



Arch / Final & sphere finishes
NE black / NE black
NE black / OO matt gold
OO matt gold / NE black

3000K*
2700K upon request

optic ~40° beam

LED 2 x 6,7W
~ 1342 lm* ~ 100 lm/W* source

220-240VAC

example composition code
SP LIAD P 2 NE NE LED

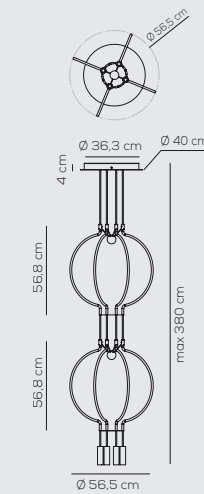
Project: Zanette Photo: Daniele Di Pietro per Riccardo Munari in Studio

SPLIADG8NEOOLED

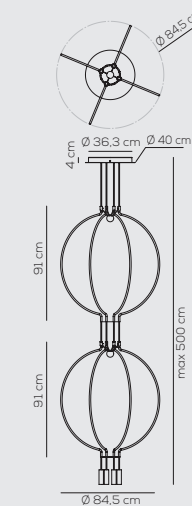


Project: GAO Architects Photo: Miran Kambić

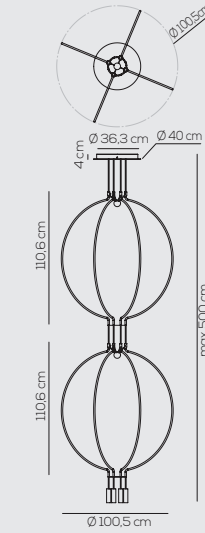
SP LIAD P 4
kg 7,355 m³ 0,09



SP LIAD M 4
kg 8,241 m³ 0,24



SP LIAD G 4
kg 8,559 m³ 0,17



Arch / Final & sphere finishes
NE black / NE black
NE black / OO matt gold
OO matt gold / NE black

3000K*
2700K upon request

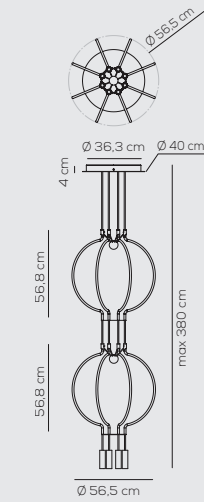
optic ~40° beam

LED 4 x 6,7W
~ 2684 lm* ~ 100 lm/W* source

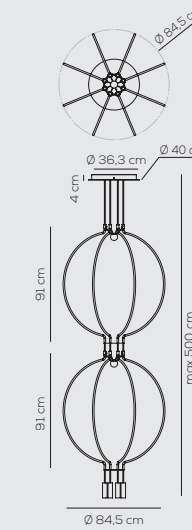
220-240VAC

example composition code
SP LIAD P 4 NE NE LED

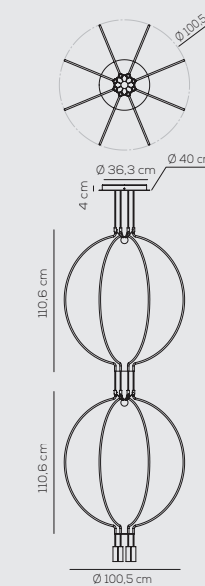
SP LIAD P 8
kg 10,631 m³ 0,09



SP LIAD M 8
kg 12,401 m³ 0,24



SP LIAD G 8
kg 13,039 m³ 0,17



Arch / Final & sphere finishes
NE black / NE black
NE black / OO matt gold
OO matt gold / NE black


3000K*
2700K upon request

optic ~40° beam

LED 8 x 6,7W
~ 5368 lm* ~ 100 lm/W* source

220-240VAC

example composition code
SP LIAD P 8 NE NE LED

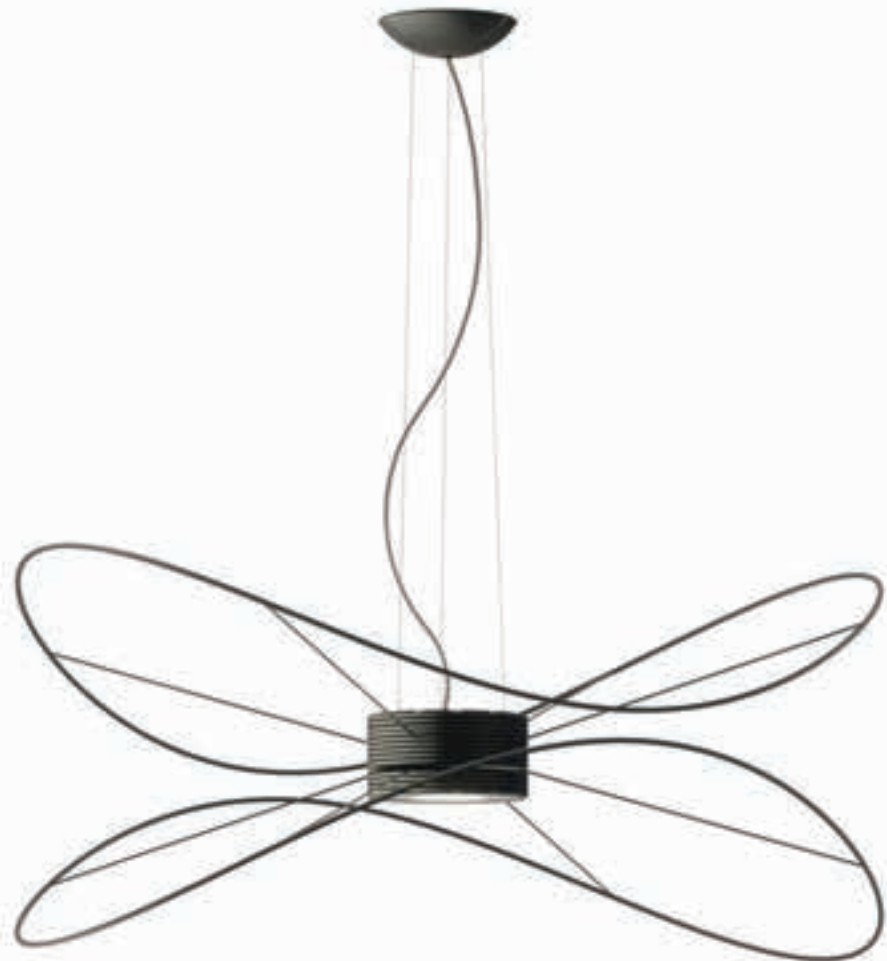


M | L

PLHOOPS2ORORLED
SPHOOPS2NELED

hoops

Giovanni Barbato



hoops

Giovanni Barbato


Collezione composta da lampade da soffitto e sospensione con elementi intercambiabili di diverse forme e dimensioni. Finitura dorata, nera o bianca. Sorgente luminosa a LED integrato dimmerabile. Le lampade a sospensione prevedono un'illuminazione diretta ed indiretta.

Collection consisting of ceiling and suspended lamps with interchangeable elements in different shapes and sizes. Gold, black finish. Built-in dimmable LED light source. The suspended lamps can illuminate upward and downward.

GENERAL INFORMATION



COLOURS



white

gold

gold canopy

black




black canopy

white canopy

SPHOOPS6ORORLED



SPHOOPS2NEELED



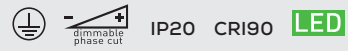
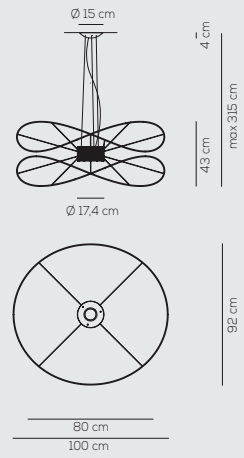
Project: Wundercameralab Photo: Spazio Entropia

SPHOOPS3BCBCLED





SP HOOPS 2
kg 5,7 m³ 0,43



HOOPS / con illuminazione verso alto e basso / with upward and downward lighting

Colours / Finish
BC white / BC white
NE black / NE black
OR gold / OR gold

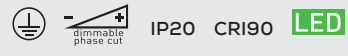
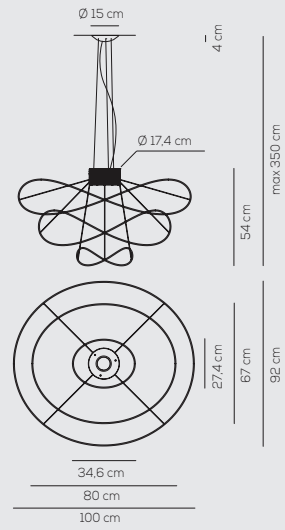
3000K
2700K upon request

LED 34W - diffuser beam
~2660 lm 78 lm/W source

220-240VAC

example composition code
SP HOOPS2 OR OR LED

SP HOOPS 3
kg 5,8 m³ 0,43



HOOPS / con illuminazione verso alto e basso / with upward and downward lighting

Colours / Finish
BC white / BC white
NE black / NE black
OR gold / OR gold

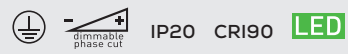
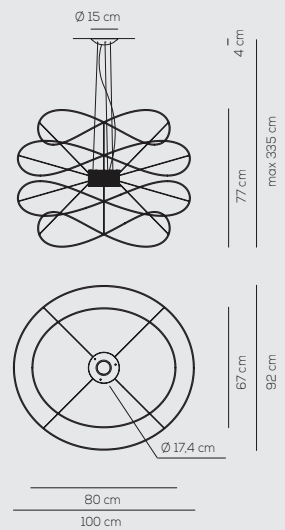
3000K
2700K upon request

LED 34W - diffuser beam
~2660 lm 78 lm/W source

220-240VAC

example composition code
SP HOOPS3 OR OR LED

SP HOOPS 4
kg 7,1 m³ 0,43



HOOPS / con illuminazione verso alto e basso / with upward and downward lighting

Colours / Finish
BC white / BC white
NE black / NE black
OR gold / OR gold

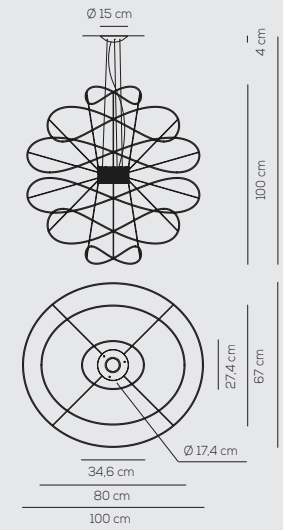
3000K
2700K upon request

LED 34W - diffuser beam
~2660 lm 78 lm/W source

220-240VAC

example composition code
SP HOOPS4 OR OR LED

SP HOOPS 6
kg 7,7 m³ 0,43



HOOPS / con illuminazione verso alto e basso / with upward and downward lighting

Colours / Finish
BC white / BC white
NE black / NE black
OR gold / OR gold

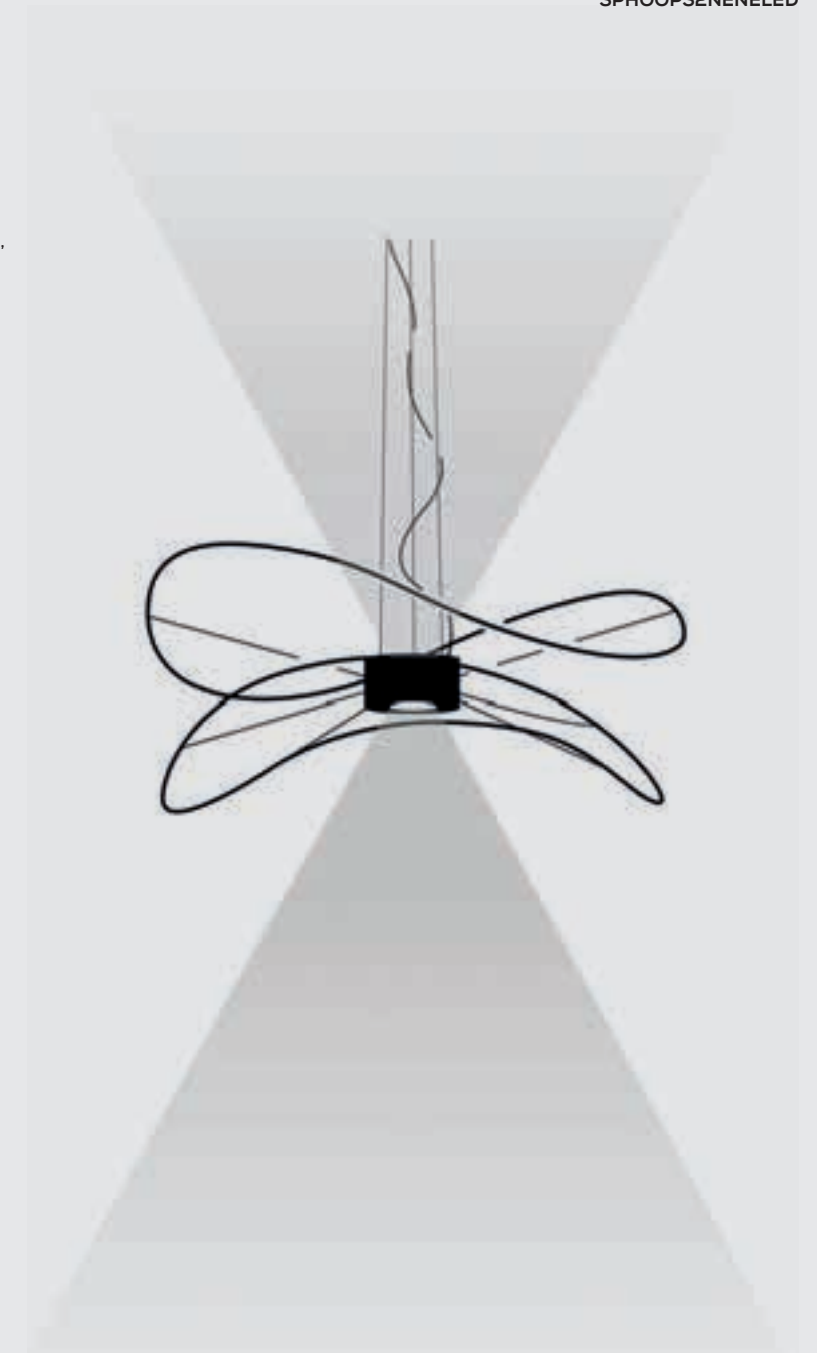
3000K
2700K upon request

LED 34W - diffuser beam
~2660 lm 78 lm/W source

220-240VAC

example composition code
SP HOOPS6 OR OR LED

SPHOOPS2NELED



La sospensione Hoops include due sorgenti luminose che consentono una simultanea emissione, diretta e indiretta, della luce.

The Hoops suspension lamp includes two light sources that allow simultaneous direct and indirect light emission

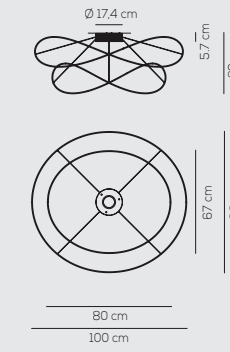
PLHOOPS3BCBCLED



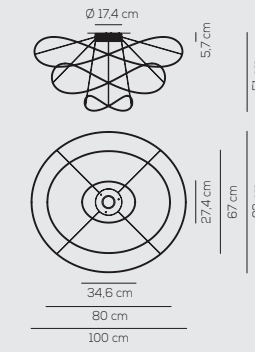
hoops

Giovanni Barbato

PL HOOPS 2
kg 3,7 m³ 0,43



PL HOOPS 3
kg 4 m³ 0,43



 IP20 CRI90 **LED**

Colours / Finish
BC white / BC white
NE black / NE black
OR gold / OR gold

3000K
2700K upon request

LED 17W - diffuser beam
~1330 lm 78 lm/W source

220-240VAC

example composition code
PL HOOPS2 NE NE LED





alysoid

Ryosuke Fukusada

alysoid

Ryosuke Fukusada

Collezione di lampade a sospensione in alluminio.
Disponibile in diverse finiture e dimensioni.
La sorgente luminosa è a LED integrato dimmerabile.

*Collection consisting of aluminium suspended lamps.
Available in different finishings and sizes.
Built-in dimmable LED light source.*

GENERAL INFORMATION



COLOURS

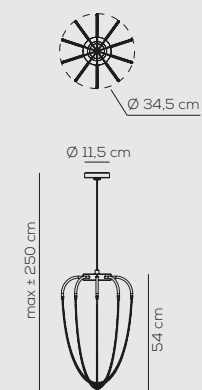


anthracite grey
wrinkled /
chains: black
polished nickel

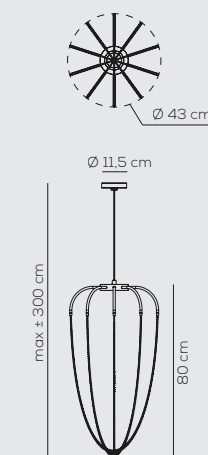
anthracite grey
wrinkled /
chains: natural
brass

anthracite grey
canopy

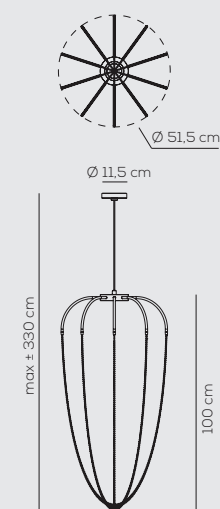
SP ALYS 34
kg 2,5 m² 0,04



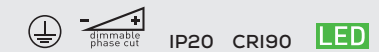
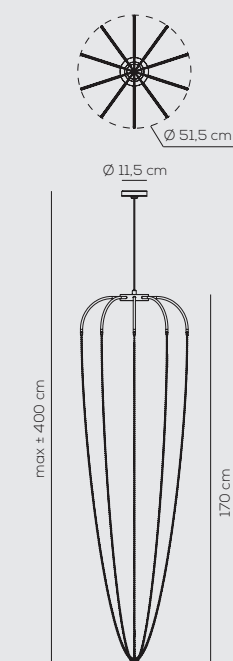
SP ALYS 43
kg 3,2 m² 0,06



SP ALY 51 P
kg 3,7 m² 0,11



SP ALY 51 G
kg 4,5 m² 0,11



Colours
AN anthracite grey wrinkled

Catene / chain
NI black polished nickel
OT natural brass

3000K*
2700K upon request

LED 15W - diffused beam
~1234 lm* ~86 lm/W* source

220-240VAc

example composition code
SP ALYS34 AN OT LED



M | L | XL

SPMAN070GRXXLED

manto

Daide Besozzi



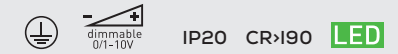
manto

Davide Besozzi


Collezione di lampade a sospensione con struttura metallica in alluminio e acciaio.
Diffusore in vetro soffiato e tessuto elastico removibile e lavabile. Il diffusore è regolabile nella posizione in altezza. Disponibile in tre dimensioni. Sorgente luminosa a LED integrato dimmerabile.

Collection consisting of aluminum and steel suspended lamps. Blown opaline glass and elastic removable and washable fabric diffuser. The height position of the diffuser can be adjusted. Available in three sizes. Built-in dimmable LED light source.

GENERAL INFORMATION



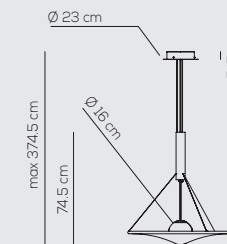
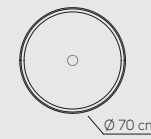
COLOURS



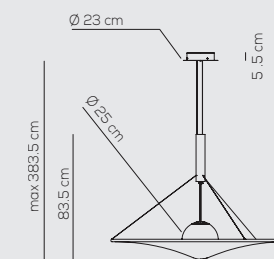
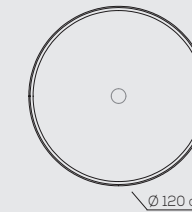
white fabric and light grey finishings



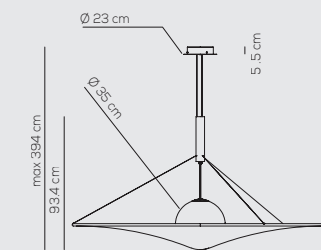
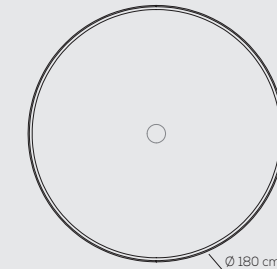
SP MAN 070
kg 4,36 m² 0,382



SP MAN 120
kg 6,27 m² 0,194



SP MAN 180
kg 9,23 m² 0,475



SP MAN 070

Colours / Finish
GR light grey / XX

3000K*
2700K, 3500K upon request

LED 15,3 W diffused beam
~1924 lm* ~125 lm/W* source

100-277VAc

example composition code
SP MAN070 GR XX LED

SP MAN 120

Colours / Finish
GR light grey / XX

3000K*
2700K, 3500K upon request

LED 21 W diffused beam
~2438 lm* ~116 lm/W* source

100-277VAc

example composition code
SP MAN120 GR XX LED

SP MAN 180

Colours / Finish
GR light grey / XX

3000K*
2700K, 3500K upon request

LED 24,6 W diffused beam
~2911 lm* ~118 lm/W* source

100-277VAc

example composition code
SP MAN180 GR XX LED

SPMAN120GRXXLED



SPMAN120GRXXLED



SPMAN120GRXXLED



S M

PLKWIC36BRXXLED
PTKWIC36BRXXLED

kwic

S. & R. Cornelissen



kwic

S. & R. Cornelissen

Collezione di lampade a soffitto/parete, sospensione e terra con struttura metallica in alluminio e acciaio. Diffusore in vetro soffiato opalino. Disponibile in tre colori e due dimensioni. Sorgente luminosa a LED integrato dimmerabile.


Collection consisting of steel and aluminum ceiling/wall lamps, suspended and floor lamps with opaline blown glass diffuser. Available in three colours and two sizes. Built-in dimmable LED light source.

Data la lavorazione artigianale del prodotto ed il particolare processo di finitura, sempre manuale, è possibile riscontrare diversi aspetti e tonalità di finitura tra un prodotto e l'altro che devono essere ritenuti un pregio assoluto del prodotto.

Considering the craftsmanlike manufacturing of the product and the special finishing process, always by hand, you may find different appearances and shades between one product and another and they are to consider as absolute distinction of the item.

GENERAL INFORMATION

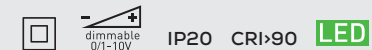
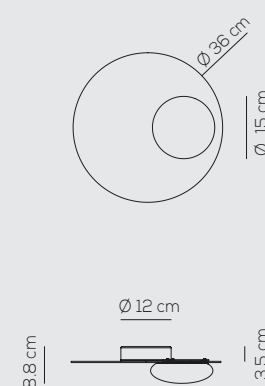
COLOURS



intense black trasparente bronze white



PL KWIC 36
kg 1,9 m³ 0,065



Colours
NE intense black
BR trasparente bronze
BC white

Finishings
XX

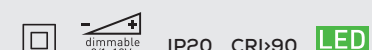
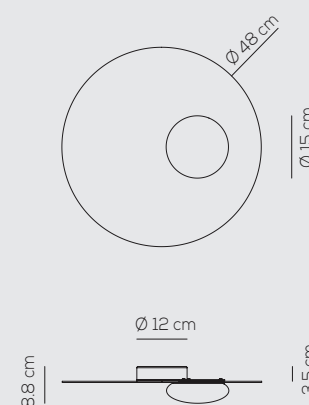
3000K*
2700K, 3500K upon request

LED 18 W diffused beam
~2255 lm* ~125 lm/W* source

110-240Vac

example composition code
PL KWIC36 NE XX LED

PL KWIC 48
kg 2,25 m³ 0,074



Colours
NE intense black
BR trasparente bronze
BC white

Finishings
XX

3000K*
2700K, 3500K upon request

LED 18 W diffused beam
~2255 lm* ~125 lm/W* source

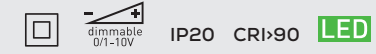
110-240Vac

example composition code
PL KWIC48 NE XX LED

kwic

S. & R. Cornelissen

SP KWIC 36
kg 2,25 m³ 0,065



Colours
NE intense black
BR trasparente bronze

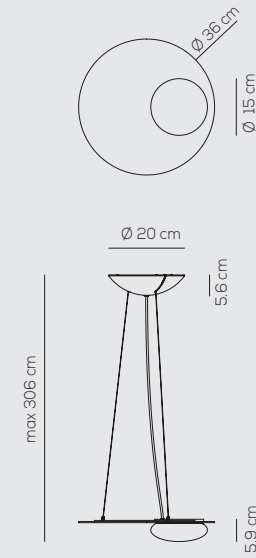
Finishings
XX

3000K*
2700K, 3500K upon request

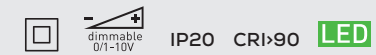
LED 18 W diffused beam
~2255 lm* ~125 lm/W* source

110-240Vac

example composition code
SP KWIC36 NE XX LED



SP KWIC 48
kg 3,2 m³ 0,074



Colours
NE intense black
BR trasparente bronze

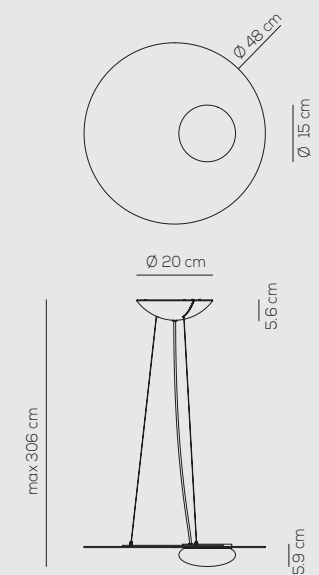
Finishings
XX

3000K*
2700K, 3500K upon request

LED 18 W diffused beam
~2255 lm* ~125 lm/W* source


110-240Vac

example composition code
SP KWIC48 NE XX LED



SPKWIC48NEXXLED

Project: Vadim Matevosyants





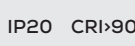

PTKWIC36NEXXLED

kwic

S. & R. Cornelissen

PT KWIC 36
kg 10,1 m³ 0,126

CE EAC ETL in progress

  IP20  

Colours
NE intense black
BR trasparente bronze

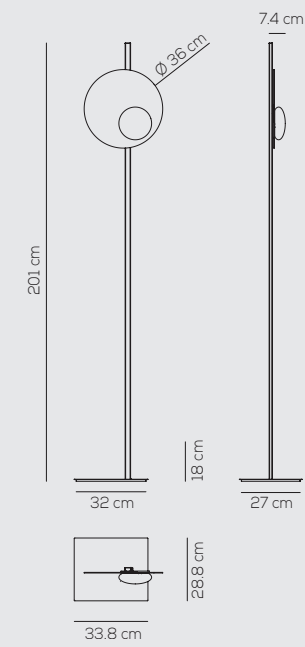
Finishings
XX

3000K*
2700K, 3500K upon request

LED 18 W diffused beam
~2255 lm* ~125 lm/W* source

110-240Vac


example composition code
PT KWIC36 NE XX LED



L

mountain view

Dima Loginoff





mountain view

Dima Loginoff

Lampada a sospensione realizzata in vetro soffiato trasparente disponibile in vari colori.
Sorgente luminosa a LED integrato dimmerabile.

Suspended lamp made of transparent blown glass, available in several colours. Built-in dimmable LED light source.

Data la speciale lavorazione artigianale del prodotto, sempre manuale, è possibile riscontrare diversi aspetti e tonalità di finitura tra un prodotto e l'altro che devono essere ritenuti un pregio assoluto del prodotto.


Considering the special craftsmanlike manufacturing, always by hand, you may find different appearances and shades between one product and another and they are to consider as absolute distinction of the item.

GENERAL INFORMATION



DRIVER INCLUDED

COLOURS




crystal /
chrome

crystal / gold

amber / gold

grey / chrome

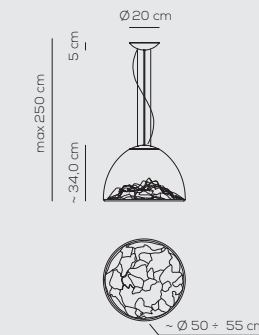


chrome
canopy

gold canopy



SP MOUNTA
kg 16 m³ 0,22



IP20 CRI>90 **LED**

Colours / Finish
CS / CR crystal / chrome
CS / OR crystal / gold
AM / OR amber / gold
GR / CR grey / chrome

3000K

LED 1 x 18W
~ 2285 lm 127 lm/W source

220-240VAC

example composition code
SP MOUNTA AM OR LED



S M L

SPFAIRYXGRCRLED

fairy

Manuel Vivian

Collezione composta da faretti, lampade da parete, soffitto e sospensione con struttura in metallo e diffusore in cristallo. Disponibile in vari colori e dimensioni. Sorgente luminosa a LED integrato, dimmerabile per alcuni articoli.


Collection consisting of recessed downlights, wall, ceiling and suspended lamps with metal frame and glass diffuser. Available in several colours and sizes. Built-in (dimnable for some versions) LED light source.



GENERAL INFORMATION




COLOURS



crystal

amber

grey



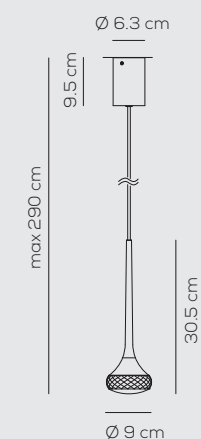
chrome finish

chrome recessed canopy

chrome canopy

white canopy for 12 R, 12 and 18 versions

SP FAIRYX
kg 1,7 m³ 0,015



IP20 CRI90 **LED**

FAIRY / DRIVER INCLUDED

Colours / Finish
CS crystal / CR chrome
AM amber / CR chrome
GR grey / CR chrome

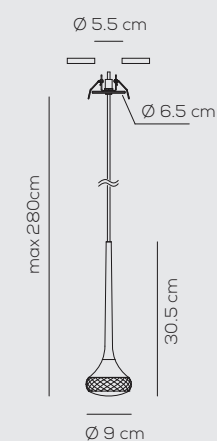
2700K

LED 5,9W - diffused beam
~717 lm ~121 lm/W source

100-240VAc

example composition code
SP FAIRYX CS CR LED

SP FAIRY I (RECESSED)
kg 1,2 m³ 0,015



IP20 CRI90 **LED**

FAIRY / DRIVER NOT INCLUDED

Colours / Finish
CS crystal / CR chrome
AM amber / CR chrome
GR grey / CR chrome


2700K

LED 5,9W - 350mA - 17Vdc
~717 lm ~121 lm/W source
diffused beam

example composition code
SP FAIRYI CS CR LED

foro - hole Ø 5,5 cm / profondità min - min depth 10 cm - Collegare in serie. / Wire in series.

CEDLTC00100 standard 350mA driver - Max 8W

 **CEDLTC00103** dimmable 1-10V 350mA driver - Max 25W

CEDLTC00104 dimmable DALI 350mA driver - Max 25W

fairy





Manuel Vivian

SPFAI12RCRLED

fairy

Manuel Vivian

SP FAI 12 R
kg 14,5 m³ 0,16

FAIRY / DRIVER INCLUDED

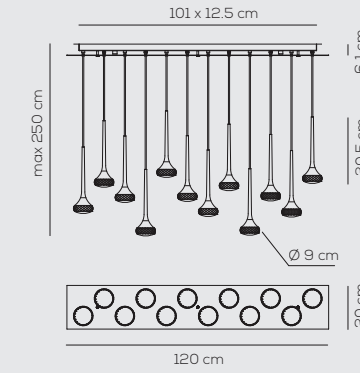
Colours / Finish
CS crystal / CR white + chrome
AM amber / CR white + chrome
GR grey / CR white + chrome

2700K

LED 12 x 5,9W - diffused beam
12 x ~717 lm ~121 lm/W source

110-240Vac

example composition code
SP FAI12R GR CR LED



SPFAI12RAMCRLED






fairy

Manuel Vivian

SP FAIR 12
kg 14,5 m³ 0,17

 IP20 CRI90 **LED**

FAIRY / DRIVER INCLUDED

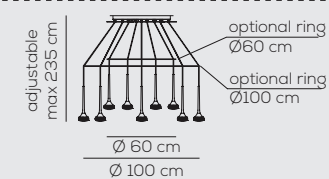
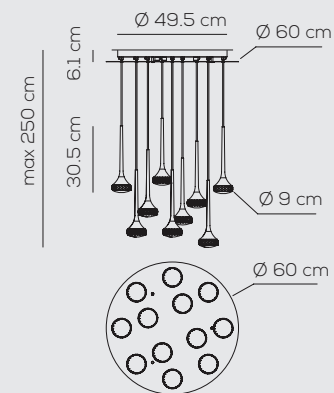
Colours / Finish
CS crystal / CR white + chrome
AM amber / CR white + chrome
GR grey / CR white + chrome

2700K


LED 12 x 5,9W - diffused beam
12 x ~717 lm ~121 lm/W source

110-240Vac

example composition code
SP FAIR 12 GR CR LED



SP FAIR 18
kg 20,1 m³ 0,28

 IP20 CRI90 **LED**

FAIRY / DRIVER INCLUDED

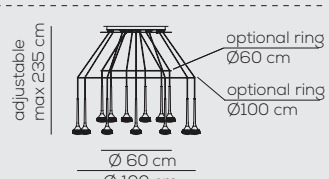
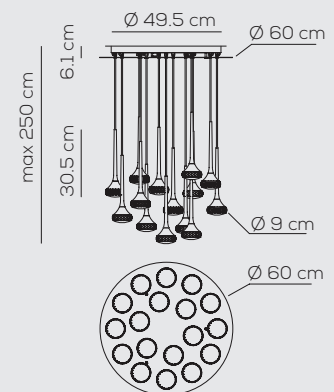
Colours / Finish
CS crystal / CR white + chrome
AM amber / CR white + chrome
GR grey / CR white + chrome

2700K

LED 18 x 5,9W - diffused beam
18 x ~717 lm ~121 lm/W source

110-240Vac

example composition code
SP FAIR 18 GR CR LED



optional accessories:

kg 1,2 - m³ 0,034 - Ø 60 cm
Anello per composizione personalizzata.
Elementi di bloccaggio inclusi. /
Ring for customised composition.
Fastening elements included.

ANELLOFAIRY060X

kg 2 - m³ 0,093 - Ø 100 cm
Anello per composizione personalizzata.
Elementi di bloccaggio inclusi. /
Ring for customised composition.
Fastening elements included.

ANELLOFAIRY100X

Sugeriamo l'uso di entrambi gli anelli da Ø 60 e Ø 100 cm per la creazione di composizioni personalizzate. / We suggest the use of both the Ø 60 e Ø 100 cm rings together when creating customised compositions.

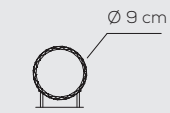
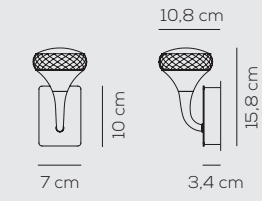
SPFAIR18CSCRLED
ANELLOFAIRY060X (up ring)
ANELLOFAIRY100X (down ring)



fairy

Manuel Vivian

AP FAIRYX
kg 1,3 m³ 0,0032



IP20 CRI90 **LED**

FAIRY / DRIVER INCLUDED


Colours / Finish
CS crystal / CR white + chrome
AM amber / CR white + chrome
GR grey / CR white + chrome


2700K

LED 5,9W - diffused beam
~717 lm ~121 lm/W source

100-240VAc

example composition code
AP FAIRYX GR CR LED



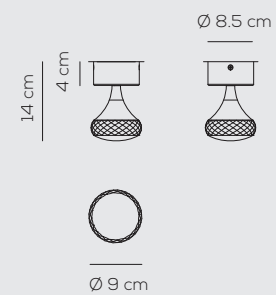


PLFAIRYXCSCRLED

fairy

Manuel Vivian

PL FAIRYX
kg 1,3 m³ 0,0048



⊕ IP20 CRI90 **LED**

FAIRY / DRIVER INCLUDED

Colours / Finish
CS crystal / CR white + chrome
AM amber / CR white + chrome
GR grey / CR white + chrome

2700K

LED 5,9W - diffused beam
~717 lm ~121 lm/W source

100-240Vac

example composition code
PL FAIRYX GR CR LED



PLFAIRYXGRCRLED



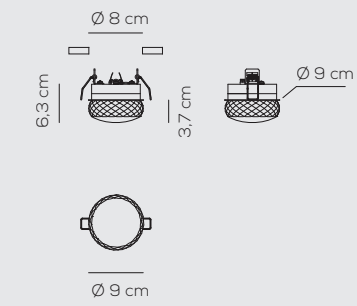
fairy

Manuel Vivian

FA FAIRYX
kg 1 m³ 0.0014

  IP20 CRI90 **LED**

FAIRY / DRIVER NOT INCLUDED




Colours / Finish
CS crystal / CR chrome
AM amber / CR chrome
GR grey / CR chrome


2700K


LED 5,9W - 350mA - 17Vdc
~717 lm ~121 lm/W source
diffused beam

example composition code
FA FAIRYX CS CR LED

foro - hole Ø 8 cm / profondità min - min depth 10 cm - Collegare in serie. / Wire in series.

 CEDLTC00100 standard 350mA driver - Max 8W

 CEDLTC00103 dimmable 1-10V 350mA driver - Max 25W

 CEDLTC00104 dimmable DALI 350mA driver - Max 25W

FAFAIRYXAMCRLED



FAFAIRYXCSCRLED



S | M | L | XL



Spillray

Manuel Vivian

SPSPILLGBRCRG4L / SPSPILLMCSCRG4L
SPSPILLPRSCRG4L / SPSPILLMGRCRG4L



Spillray

Manuel Vivian

Collezione composta da lampade da parete e da soffitto ad incasso e a sospensione in vetro con montatura in metallo cromato. Disponibile in vari colori e dimensioni. Sorgente luminosa alogena o a LED.

Collection consisting of wall, recessed and suspended lamps. The diffusers are made of glass with chrome-plated metal frame. Available in several colours and sizes. Halogen or LED light source.

GENERAL INFORMATION



COLOURS



crystal

red

grey

metallic bronze



monopoint canopy

3 lights canopy

linear multi-point canopy

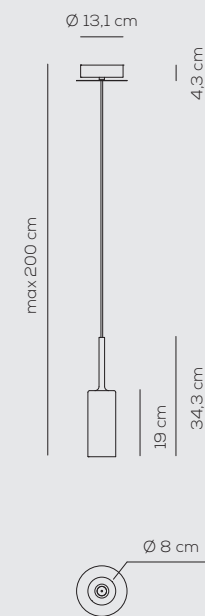
circular multi-point canopy

recessed suspension lamp

recessed ceiling lamp

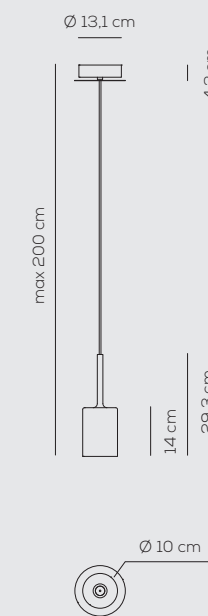
SP SPILL P

kg 1,2 m³ 0,02



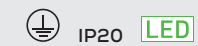
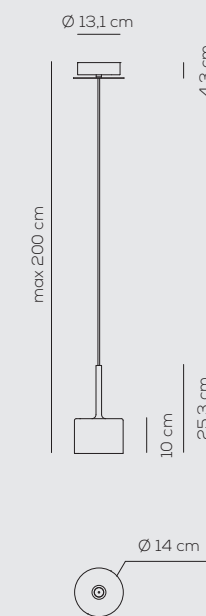
SP SPILL M

kg 1,4 m³ 0,05



SP SPILL G

kg 1,6 m³ 0,05




Colours / Finish
CS crystal / **CR** chrome
RS red / **CR** chrome
GR grey / **CR** chrome
BR metallic bronze / **CR** chrome

G4 1 x Max 1,5W 12Vdc
 LED bulb only (included)*

90-264Vac

dimnable upon request

example composition code
SP SPILL P RS CR G4L

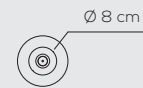
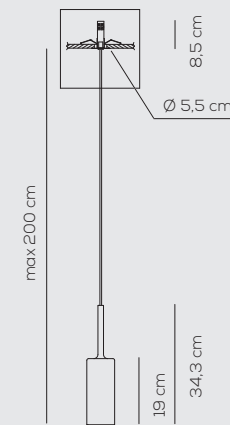
 **LAMPG41,5WL3002** 1,5W G4 LED bulb - 3000K - Dimmable



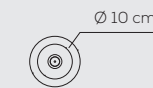
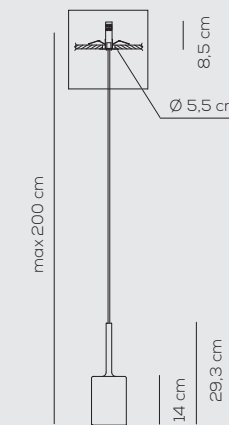
Spillray

Manuel Vivian

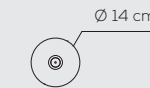
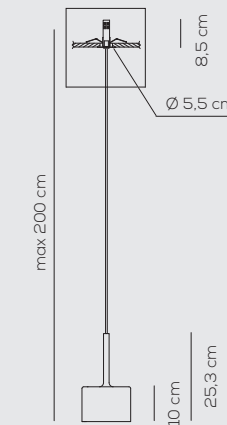
SP SPIL P I (RECESSED)
kg 1,2 m³ 0,03



SP SPIL M I (RECESSED)
kg 1,4 m³ 0,05



SP SPIL G I (RECESSED)
kg 1,6 m³ 0,05



IP20 **LED**

Colours / Finish

CS crystal / **CR** chrome

RS red / **CR** chrome

GR grey / **CR** chrome

BR metallic bronze / **CR** chrome

G4 1 x Max 1,5W 12Vdc
LED bulb only (included)*

dimnable upon request

example composition code

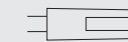
SP SPIL P I RS CR G4L

foro - hole \varnothing 4 cm / profondità min - min depth 10 cm



CEDMWC00200 (G4L) on/off driver - Max 8W

CEDMWC00201 (G4L) on/off driver - Max 12W



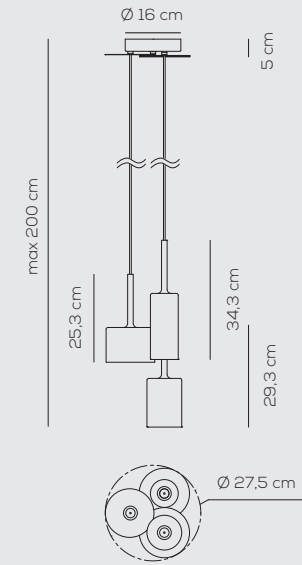
LAMPG41,5WL3002 1,5W G4 LED bulb - 3000K - Dimmable



Spillray

Manuel Vivian

SP SPILL 3
kg 1,8 m³ 0,05



IP20 **LED**

Colours / Finish
CS crystal / **CR** chrome
RS red / **CR** chrome
GR grey / **CR** chrome
BR metallic bronze / **CR** chrome

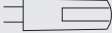
G4 3 x Max 1,5W 12Vdc
 LED bulb only (included)*

90-264Vac

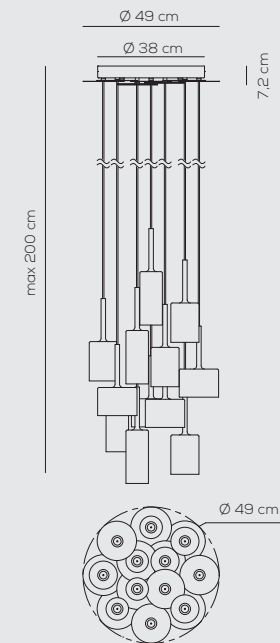
dimmable upon request

example composition code

SP SPILL 3 RS CR G4L

 **LAMPG41,5WL3002** 1,5W G4 LED bulb - 3000K - Dimmable

SP SPILL 12
kg 9 m³ 0,13



IP20 **LED**

Colours / Finish
CS crystal / **CR** chrome
RS red / **CR** chrome
GR grey / **CR** chrome
BR metallic bronze / **CR** chrome


G4 12 x Max 1,5W 12Vdc
 LED bulb only (included)*

90-264Vac


dimmable upon request

example composition code

SP SPILL 12 RS CR G4L

 **LAMPG41,5WL3002** 1,5W G4 LED bulb - 3000K - Dimmable

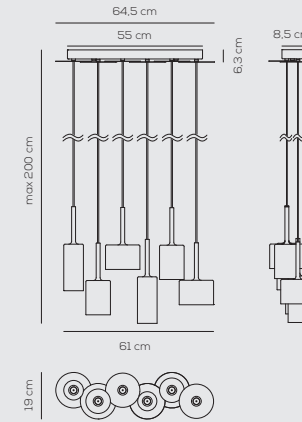
SPSPILL12BRCRG4L



Spillray

Manuel Vivian

SP SPILL 6
kg 4,5 m³ 0,13



IP20 **LED**

Colours / Finish
CS crystal / **CR** chrome
RS red / **CR** chrome
GR grey / **CR** chrome
BR metallic bronze / **CR** chrome


G4 6 x Max 1,5W 12Vdc
 LED bulb only (included)*

90-264Vac

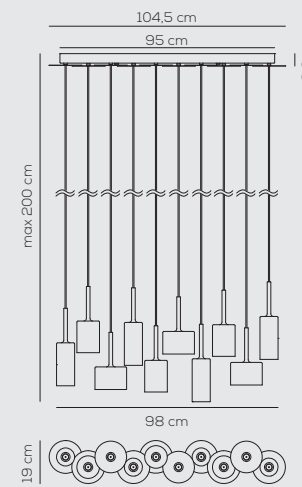
dimmable upon request

example composition code

SP SPILL 6 RS CR G4L

 **LAMPG41,5WL3002** 1,5W G4 LED bulb - 3000K - Dimmable

SP SPIL 10
kg 7 m³ 0,22



IP20 **LED**

Colours / Finish
CS crystal / **CR** chrome
RS red / **CR** chrome
GR grey / **CR** chrome
BR metallic bronze / **CR** chrome

G4 10 x Max 1,5W 12Vdc
 LED bulb only (included)*

90-264Vac

dimmable upon request

example composition code

SP SPIL 10 RS CR G4L

 **LAMPG41,5WL3002** 1,5W G4 LED bulb - 3000K - Dimmable



SPSPIL26CSCR64L

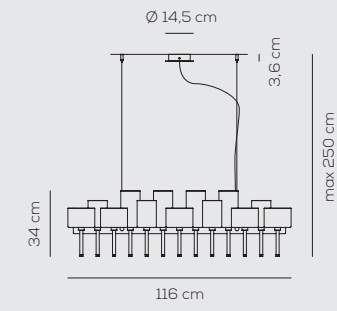


Spillray

Manuel Vivian

SP SPIL 26
kg 23,5 m³ 0,86

IP20 LED



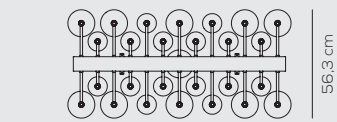
Colours / Finish
CS crystal / CR chrome
RS red / CR chrome
GR grey / CR chrome

G4 26 x Max 1,5W 12Vdc
LED bulb only (included)*

90-264Vac

dimmable upon request

example composition code
SP SPIL 26 RS CR G4L

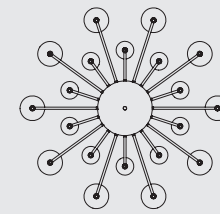
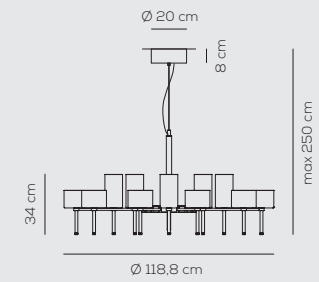


LAMPG41,5WL3002 1,5W G4 LED bulb - 3000K - Dimmable

Project: Konstantin Kashchuk Architects



SP SPIL 20
kg 22 m³ 1,08



IP20 LED


Colours / Finish
CS crystal / CR chrome
RS red / CR chrome
GR grey / CR chrome

G4 20 x Max 1,5W 12Vdc
LED bulb only (included)*

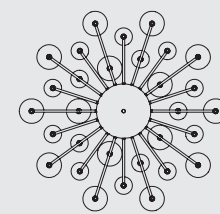
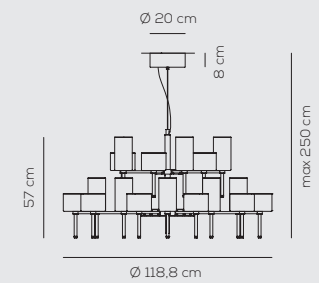
90-264Vac

dimmable upon request

example composition code
SP SPIL 20 RS CR G4L

 LAMPG41,5WL3002 1,5W G4 LED bulb - 3000K - Dimmable

SP SPIL 30
kg 31 m³ 1,31



IP20 LED


Colours / Finish
CS crystal / CR chrome
RS red / CR chrome
GR grey / CR chrome

G4 30 x Max 1,5W 12Vdc
LED bulb only (included)*

90-264Vac

dimmable upon request

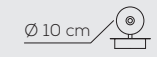
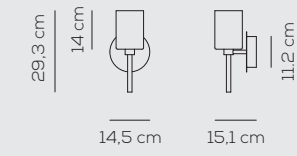
example composition code
SP SPIL 30 RS CR G4L

 LAMPG41,5WL3002 1,5W G4 LED bulb - 3000K - Dimmable

spillray

Manuel Vivian

AP SPILLR
kg 1,2 m³ 0,03



IP20 **LED**

Colours / Finish
CS crystal / CR chrome
RS red / CR chrome
GR grey / CR chrome


G4 1 x Max 1,5W 12Vdc
LED bulb only (included)*

90-264Vac

dimmable upon request

example composition code

AP SPILLR RS CR G4L

 **LAMPG41,5WL3002** 1,5W G4 LED bulb - 3000K - Dimmable

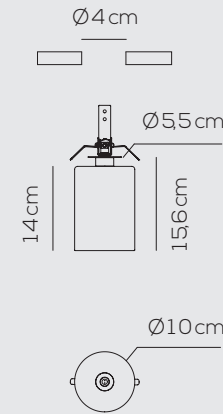
APSPILLRCSCRG4L



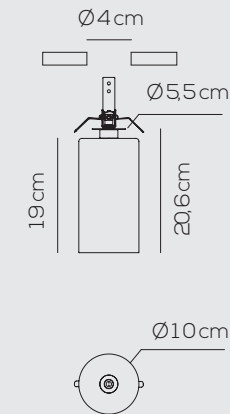
APSPILLRCSCRG4L



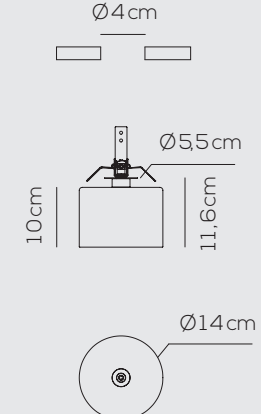
PL SPIL P I (RECESSED)
kg 0,7 m³ 0,02



PL SPIL M I (RECESSED)
kg 0,6 m³ 0,02



PL SPIL G I (RECESSED)
kg 0,6 m³ 0,023



CE EAC

IP20 LED


Colours / Finish
CS crystal / **CR** chrome
RS red / **CR** chrome
GR grey / **CR** chrome
BR metallic bronze / **CR** chrome

G4 1 x Max 1,5W 12Vdc
 LED bulb only (included)*

dimnable upon request

example composition code
PL SPIL P I RS CR G4L

foro - hole \varnothing 4 cm / profondità min - min depth 10 cm

-  **CEDMWC00200** (G4L) on/off driver - Max 8W
-  **CEDMWC00201** (G4L) on/off driver - Max 12W
-  **LAMPG41,5WL3002** 1,5W G4 LED bulb - 3000K - Dimmable


PLSPILPICSRG4L



PLSPILMICSRG4L



PLSPILGICSRG4L



S | M | L

SPFEDOR1BCBCGU1



fedora

Dima Loginoff



fedora

Dima Loginoff


Collezione composta da faretto ad incasso e lampade a sospensione. Disponibile in vari colori e dimensioni. Sorgente luminosa LED con attacco GU10.

Collection consisting of recessed downlight and suspended lamps. Available in several colours and sizes. GU10 LED light source.

GENERAL INFORMATION



COLOURS




rose gold

bronze

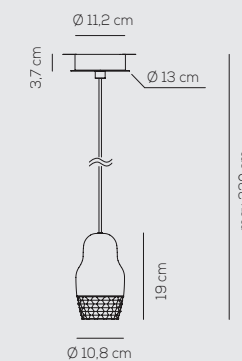
chrome

white



white canopy

SP FEDOR 1
kg 1,21 m³ 0,04



IP20 **LED**

Colours / Finish

BC white + glass / **BC** white varnished metal
RO rose gold + glass / **BC** white varnished metal
BR bronze + glass / **BC** white varnished metal
CR chrome + glass / **BC** white varnished metal

GU10 LED 1 x Max 5,5W
only LED bulbs

220-240VAC

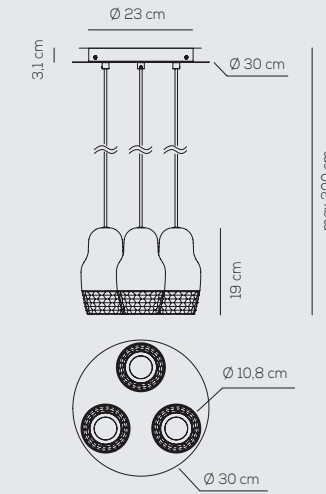
example composition code
SP FEDOR 1 BC BC GU1

SPFEDOR3CRBCGU1

fedora

Dima Loginoff

SP FEDOR 3
kg 4,56 m³ 0,06



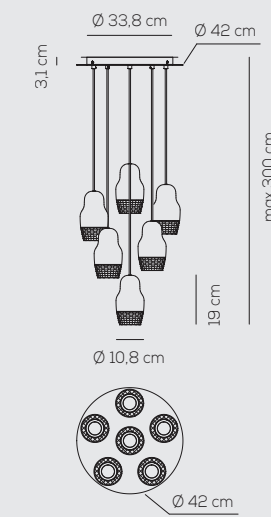
IP20 LED

GU10 LED 3 x Max 5,5W
only LED bulbs

220-240VAC

example composition code
SP FEDOR 3 BC BC GU1

SP FEDOR 6
kg 9,12 m³ 0,24



IP20 LED

GU10 LED 6 x Max 5,5W
only LED bulbs

220-240VAC

example composition code
SP FEDOR 6 BC BC GU1

Colours / Finish
BC white + glass / BC white varnished metal
RO rose gold + glass / BC white varnished metal
BR bronze + glass / BC white varnished metal
CR chrome + glass / BC white varnished metal

SPFEDOR6CRBCGU1



Project: Edificio design studio Photo: Mikhail Loskutov

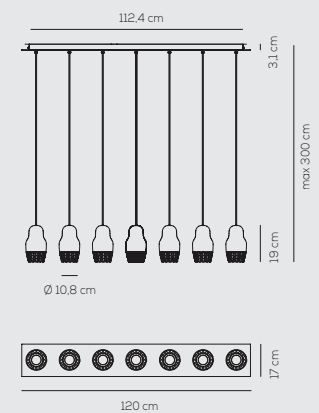


SPFEDOR7BRBCGU1

fedora

Dima Loginoff

SP FEDOR 7
kg 11 m³ 0,25



IP20 **LED**

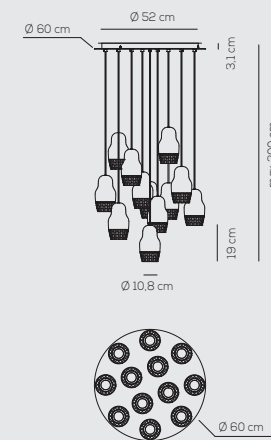
Colours / Finish
BC white + glass / **BC** white varnished metal
RO rose gold + glass / **BC** white varnished metal
BR bronze + glass / **BC** white varnished metal
CR chrome + glass / **BC** white varnished metal

GU10 LED 7 x Max 5,5W
only LED bulbs

220-240VAC

example composition code
SP FEDOR 7 BC BC GU1

SP FEDO 12
kg 17,95 m³ 0,41



IP20 **LED**


Colours / Finish
BC white + glass / **BC** white varnished metal
RO rose gold + glass / **BC** white varnished metal
BR bronze + glass / **BC** white varnished metal
CR chrome + glass / **BC** white varnished metal

GU10 LED 12 x Max 5,5W
only LED bulbs

220-240VAC

example composition code
SP FEDO 12 BC BC GU1

SPFEDO12BRBCGU1



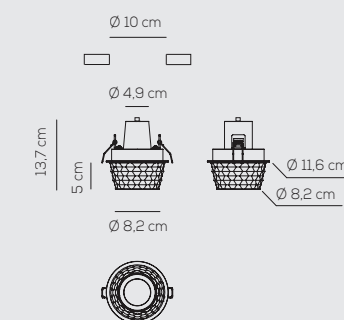


FAFEDORAXXXGU1

fedora

Dima Loginoff

FA FEDORA
kg 0,4 m³ 0,01



IP20 **LED**

Colours / Finish
XX glass / XX white varnished metal

GU10 LED 1 x Max 5,5W
only LED bulbs

220-240VAC

foro - hole Ø 10 cm / profondità min - min depth 11 cm

example composition code
FA FEDORA XX XX GU1

FAFEDORAXXXGU1



M | L | XL

SPAURA60BCCRE27
APAURAXXBCCRE27

aura (avir)

Manuel Vivian



aura (avir)

Manuel Vivian

Collezione composta da lampade da parete, soffitto e sospensione, con pendenti in vetro di Murano colorato incamiciato, cristallo e ritorti a mano. Disponibile in vari colori e dimensioni. Sorgente luminosa con attacco a vite.

Collection consisting of wall, ceiling and suspended lamps with double-layered coloured Murano glass hand twisted pendants. Available in several colours and sizes. Screw fitting light source.



GENERAL INFORMATION



COLOURS




"rigadin"
crystal

white

red

tea



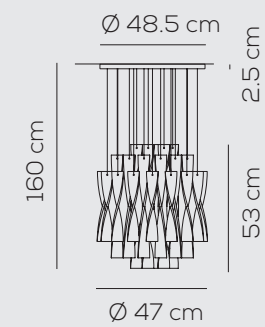
chrome

chrome



SPAURA 45

kg 19 m³ 0,33



IP20 +LED

Colours / Finish
CS "rigadin" crystal / CR chrome
BC white / CR chrome
RS red / CR chrome
TA tea / CR chrome

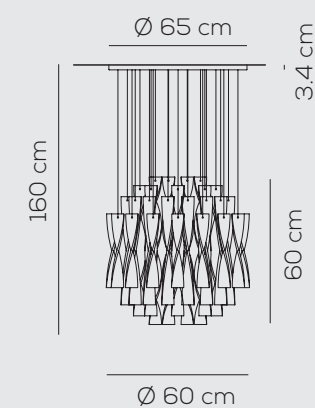
E27 1 x Max 20W LED or
1 x Max 150W halogen

220-240V_{AC}

example composition code
SP AURA45 BC CR E27

SPAURA 60

kg 28 m³ 0,48



IP20 +LED

Colours / Finish
CS "rigadin" crystal / CR chrome
BC white / CR chrome
RS red / CR chrome
TA tea / CR chrome

E27 1 x Max 20W LED or
1 x Max 250W halogen

220-240V_{AC}

example composition code
SP AURA60 BC CR E27

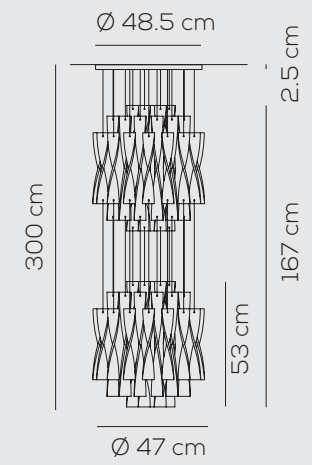
SPAU60/2BCCRE27



aura (avir)

Manuel Vivian

SP AU 45/2
kg 30 m³ 0,57



IP20 +LED

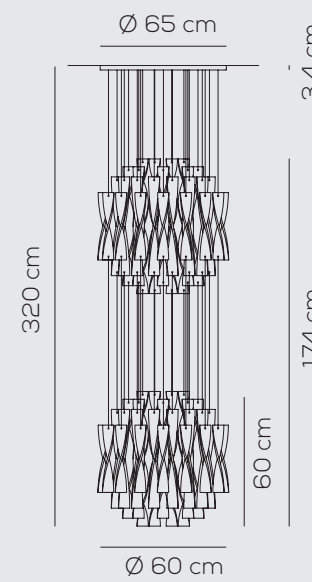
Colours / Finish
CS "rigadin" crystal / CR chrome
BC white / CR chrome
RS red / CR chrome
TA tea / CR chrome

E27 2 x Max 20W LED or
2 x Max 150W halogen

220-240V_{AC}

example composition code
SP AU 45/2 BC CR E27

SP AU 60/2
kg 45 m³ 0,84




IP20 +LED

Colours / Finish
CS "rigadin" crystal / CR chrome
BC white / CR chrome
RS red / CR chrome
TA tea / CR chrome

E27 2 x Max 20W LED or
2 x Max 250W halogen

220-240V_{AC}

example composition code
SP AU 60/2 BC CR E27

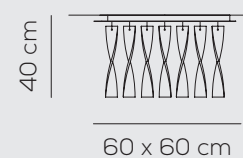




aura (avir)

Manuel Vivian

PLAUR P 30
kg 22 m³ 0,33



⊕ IP20 +LED

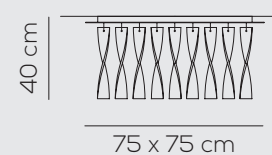
Colours / Finish
CS "rigadin" crystal / CR chrome
BC white / CR chrome
RS red / CR chrome
TA tea / CR chrome

E27 4 x Max 20W LED or
4 x Max 100W halogen

220-240VAC

example composition code
PL AUR P 30 CS CR E27

PLAUR G 30
kg 24,5 m³ 0,44



⊕ IP20 +LED

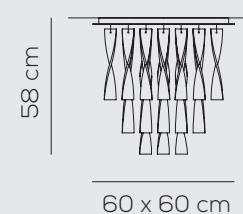
Colours / Finish
CS "rigadin" crystal / CR chrome
BC white / CR chrome
RS red / CR chrome
TA tea / CR chrome

E27 4 x Max 20W LED or
4 x Max 100W halogen

220-240VAC

example composition code
PL AUR G 30 CS CR E27

PLAURA PX
kg 26,5 m³ 0,45



⊕ IP20 +LED

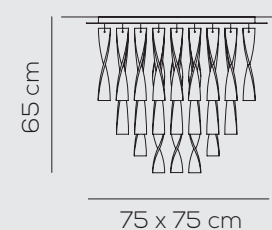
Colours / Finish
CS "rigadin" crystal / CR chrome
BC white / CR chrome
RS red / CR chrome
TA tea / CR chrome

E27 4 x Max 20W LED or
4 x Max 100W halogen

220-240VAC

example composition code
PL AURA PX CS CR E27

PLAURA GR
kg 44 m³ 0,62



⊕ IP20 +LED

Colours / Finish
CS "rigadin" crystal / CR chrome
BC white / CR chrome
RS red / CR chrome
TA tea / CR chrome

E27 4 x Max 20W LED or
4 x Max 100W halogen

220-240VAC

example composition code
PL AURA GR CS CR E27

aura (avir)

Manuel Vivian

AP AURA XX
kg 16,5 m³ 0,26

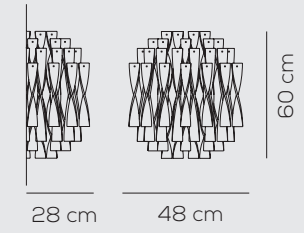
⚡ IP20 +LED

Colours / Finish
CS "rigadin" crystal / CR chrome
BC white / CR chrome
RS red / CR chrome
TA tea / CR chrome

E27 2 x Max 20W LED or
2 x Max 100W halogen

220-240V_{AC}

example composition code
AP AURA XX BC CR E27



S | M | L

PTCLAVIUBCORE27

clavius

Manuel Vivian



clavius

Manuel Vivian


Collezione composta da lampade a parete, soffitto, sospensione, tavolo e da terra con montatura in metallo e paralume lavorato a mano con fili setati. Disponibile in vari colori e dimensioni. Sorgente luminosa con attacco a vite.

Collection consisting of wall, ceiling, suspended, table and floor lamps. Metal frame and hand-made silken thread lampshade. Available in several colours and sizes. Screw fitting light source.

GENERAL INFORMATION




COLOURS



white

tobacco

sand




chrome canopy

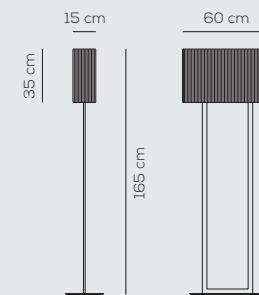
gold canopy

chrome finish

gold finish

PT CLAVIU
kg 16 m³ 0,24

IP20  +LED



Colours
BC white
TA tobacco
SA sand

Finish
CR chrome
OR gold

E27 2 x Max 70W halogen
(dimable lamps required)

220-240V_{AC}

example composition code
PT CLAVIU BC OR E27

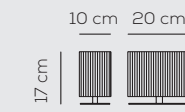
clavius

Manuel Vivian

LTCLAVIPBCCRE14



LT CLAV XP
kg 1 m³ 0,03



□ IP20 **+LED**

Colours
BC white
TA tobacco
SA sand

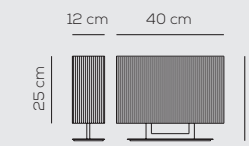
Finish
CR chrome
OR gold

E14 1 x Max 6,5W LED or
1 x Max 42W halogen

220-240V_{AC}

example composition code
LT CLAVXP SA CR E14

LT CLAVI P
kg 4 m³ 0,07



□ IP20 **+LED**

Colours
BC white
TA tobacco
SA sand

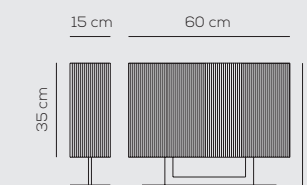
Finish
CR chrome
OR gold

E14 2 x Max 6,5W LED or
2 x Max 42W halogen

220-240V_{AC}

example composition code
LT CLAVIP TA CR E14

LT CLAVI G
kg 8 m³ 0,16



□ IP20 **+LED**

Colours
BC white
TA tobacco
SA sand

Finish
CR chrome
OR gold

E27 2 x Max 16W LED or
2 x Max 70W halogen

220-240V_{AC}

example composition code
LT CLAVIG SA CR E27

LTCLAVIPBCCRE14 / LTCLAVIGTACRE27



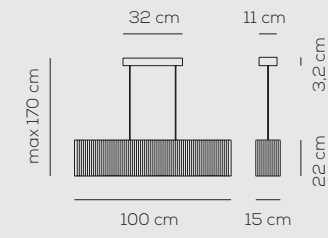
SPCLAVIUBCCRE27



clavius

Manuel Vivian

SP CLAVIU E27
kg 5 m³ 0,12



IP20 +LED

CLAVIUS / diffusore NON INCLUSO / diffuser NOT INCLUDED

Colours
BC white
TA tobacco
SA sand

Finish
CR chrome
OR gold

E27 3 x Max 16W LED or
3 x Max 70W halogen

220-240V_{AC}

example composition code
SP CLAVIU SA OR E27

DSPCLAVIUSXXXXX diffusore optional / optional diffuser


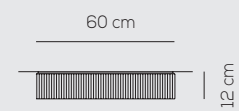
PLCLAVIUBCXxE27



clavius

Manuel Vivian

PL CLAVIU
kg 3 m³ 0,06



IP20 +LED

Colours
BC white
TA tobacco
SA sand

Finish
XX white

E27 3 x Max 9,5W LED or
3 x Max 46W halogen

220-240VAc

example composition code
PL CLAVIU SA XX E27

PLCLAVIUTAXXE27



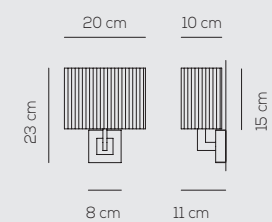
APCLAVBRBCORE14



clavius

Manuel Vivian

AP CLAV BR
kg 1,5 m³ 0,03



IP20 +LED

Colours
BC white
TA tobacco
SA sand

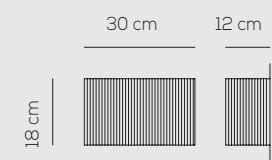
Finish
XX chrome
OR gold

E14 1 x Max 6,5W LED or
1 x Max 42W halogen

220-240V_{AC}

example composition code
AP CLAVBR SA OR E14

AP CLAV 30
kg 2 m³ 0,03



IP20 +LED

CLAVIUS / diffusore INCLUSO / diffuser INCLUDED

Colours
BC white
TA tobacco
SA sand


Finish
XX white

E14 1 x Max 6,5W LED or
1 x Max 42W halogen

220-240V_{AC}

example composition code
AP CLAV30 SA XX E14

APCLAV30TAXXE14



M | L | XL

SPSKI070E27NEBC

skin

Manuel Vivian

skin

Manuel Vivian

Collezione composta da lampade a soffitto e sospensione con paralume in ecopelle ignifuga. Disponibile in vari colori e dimensioni. Sorgente luminosa con attacco a vite o a LED integrato dimmerabile.


Collection consisting of ceiling and suspended lamps. The lampshade is realized with flame-retardant eco-leather. Available in several colours and sizes. Screw light bulb or built-in dimmable LED light source.

GENERAL INFORMATION

COLOURS



white ivory white brown black



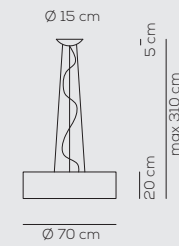
white warm white white canopy

Altri colori disponibili su richiesta. / Other colors available on request.

SP SKI 070 E27
kg 10 m³ 0,33

E27 4 x Max 16W LED or
4 x Max 20W fluo

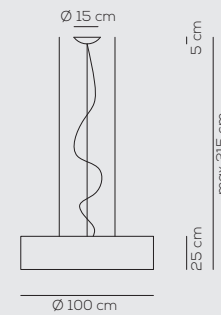
example composition code
SP SKI 070 E27 MA BW



SP SKI 100 E27
kg 15 m³ 1,08

E27 6 x Max 16W LED or
6 x Max 20W fluo

example composition code
SP SKI 100 E27 MA BW



SP SKI 100 LED
kg 15 m³ 1,08

CE EAC ETL in progress

IP20 CRI90 **LED**

Colours (lampshade)
BC white
BA ivory white
MA brown
NE matt black

Colours (radial diffuser)
BC white
BW warm white

3000K*
4000K upon request

LED 98W - diffused beam
~10719 lm* 109 lm/W* source

110-240Vac

example composition code
SP SKI 100 LED MA BW

SKIN, lampada con illuminazione verso alto e basso / with upward and downward lighting.
DRIVER INCLUDED

CE **EAC**

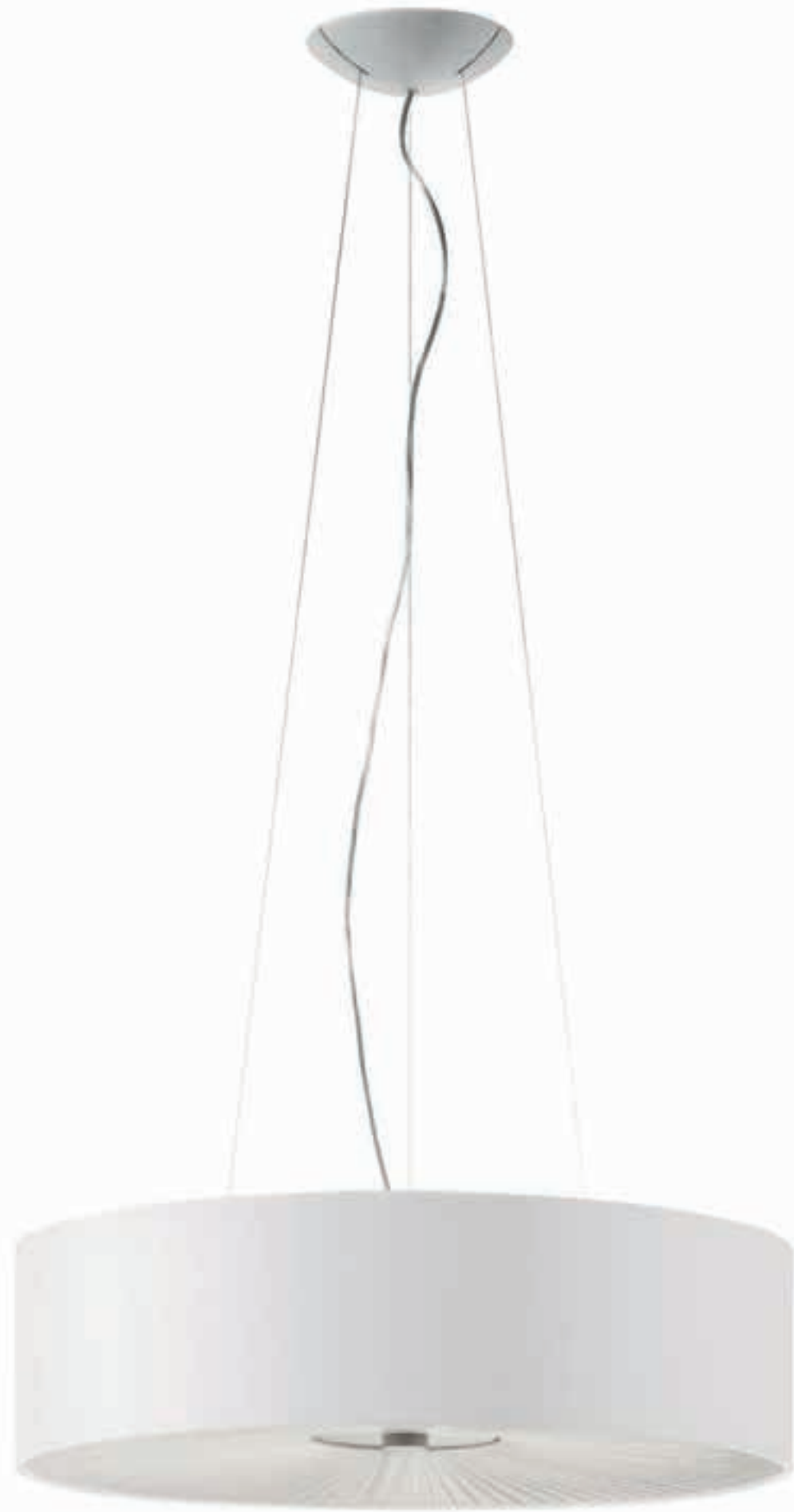
IP20 +LED

Colours (lampshade)
BC white
BA ivory white
MA brown
NE matt black

Colours (radial diffuser)
BC white
BW warm white

220-240Vac

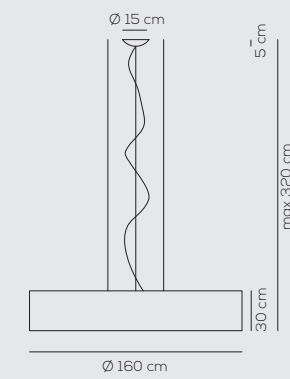
SKIN, lampada con illuminazione verso alto e basso / with upward and downward lighting.



skin

Manuel Vivian

SP SKI 160 E27
kg 2,3 m³ 2,15



IP20 +LED

Colours (lampshade)
BC white
BA ivory white
MA brown
NE matt black

Colours (radial diffuser)
BC white
BW warm white

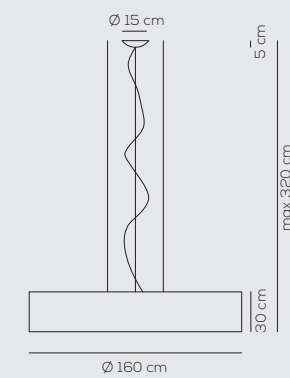
E27 6 x Max 16W LED or
6 x Max 20W fluo

220-240VAC

example composition code
SP SKI 160 E27 MA BW

SKIN, lampada con illuminazione verso alto e basso / with upward and downward lighting.

SP SKI 160 LED
kg 2,3 m³ 2,15



IP20 CRI90 **LED**

Colours (lampshade)
BC white
BA ivory white
MA brown
NE matt black

Colours (radial diffuser)
BC white

3000K*
4000K upon request

LED 98W - diffused beam
~10719 lm* 109 lm/W* source

110-240VAC

example composition code
SP SKI 160 LED MA BW

SKIN, lampada con illuminazione verso alto e basso / with upward and downward lighting.
DRIVER INCLUDED



SPSKI100LEDNEBW / SPSKI160LEDNEBW

PLSKI100E27BABC



skin

Manuel Vivian

PL SKI 070 E27
kg 6 m³ 0,33



E27 2 x Max 16W LED or
2 x Max 20W fluo

example composition code
PL SKI 070 E27 MA BW

PL SKI 100 E27
kg 12 m³ 0,98



E27 3 x Max 16W LED or
3 x Max 23W fluo

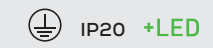
example composition code
PL SKI 100 E27 MA BW

PL SKI 160 E27
kg 24 m³ 2,22



E27 5 x Max 16W LED or
5 x Max 23W fluo

example composition code
PL SKI 160 E27 MA BW



Colours (lampshade)
BC white
BA ivory white
MA brown
NE matt black

Colours (radial diffuser)
BC white
BW warm white

220-240Vac

SKIN con illuminazione verso basso /
with downward lighting.

PLSKI070E27MABC / SPSKI070E27MABC



muse

Sandro Santantonio





PLMUSE40STXXE27
PLMUS120STXXE27

muse

Sandro Santantonio

Collezione di lampade da soffitto e parete, con struttura metallica e rivestimento in tessuto elasticizzato, sfoderabile e lavabile. Disponibile in vari colori e dimensioni. Sorgente luminosa con attacco a vite.


Collection consisting of ceiling, wall lamps with metal frame and removable, washable elastic fabric covering. Available in several colours and sizes. Screw fitting light source.

Altri colori disponibili su richiesta. /
Other colors available upon request.

GENERAL INFORMATION



COLOURS



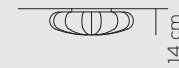
white orange* yellow* multicolor



sticks flower

*Upon request

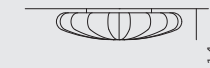
PL MUSE 40
kg 1 m³ 0,03



Ø 40 cm

E27 1 x Max 6,5W LED or
1 x Max 42W halogen

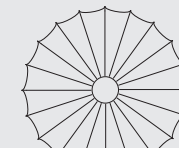
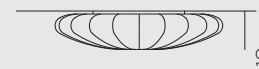
PL MUSE 60
kg 1,5 m³ 0,09



Ø 60 cm

E27 2 x Max 6,5W LED or
2 x Max 42W halogen

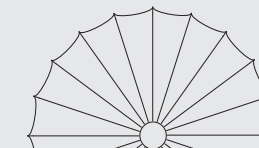
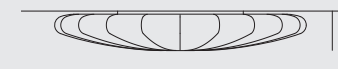
PL MUSE 80
kg 4 m³ 0,13



Ø 80 cm

E27 3 x Max 16W LED or
3 x Max 70W halogen

PL MUSE 120
kg 7 m³ 0,31



Ø 120 cm

E27 3 x Max 16W LED or
3 x Max 70W halogen

KPLMUSE optional: kit lente solo per E27 con lampadina LED.
Solo per versioni 80 e 120 / optional: glass diffuser kit only
for E27 when mounting LED bulb. Only for 80 and 120

**MUSE / tessuto INCLUSO, kit lente NON PREVISTO /
fabric INCLUDED, glass diffuser kit NOT AVAILABLE /
applicazione a soffitto o a parete / application: both as
ceiling or wall lamp**

Finish
XX white metal

220-240Vac

example composition code
PL MUSE 40 GI XX E27

TESSUTI SUPPLEMENTARI SU RICHIESTA /
ADDITIONAL FABRICS UPON REQUEST:

TSPLMUSE40/60/80/120	white
TSPLMUSE40/60/80/120AR	orange upon request
TSPLMUSE40/60/80/120GI	yellow upon request
TSPLMUSE40/60/80/120MC	multicolour
TSPLMUSE40/60/80/120FI	flower
TSPLMUSE40/60/80/120ST	sticks



cloudy

Dima Loginoff

SPCLOUDYBCXXLED

cloudy

Dima Loginoff


Lampade a sospensione con struttura metallica in alluminio e acciaio, diffusori in materiale plastico con rivestimento in tessuto elastico removibile e lavabile. Disponibile in colore bianco. Sorgente luminosa a LED integrato dimmerabile.

Suspended lamp with steel and aluminum frame and diffusers in plastic material with elastic, removable and washable fabric cover. Available in white colour. Built-in dimmable LED light source.

GENERAL INFORMATION



COLOURS



white

SP CLOUDY
kg 15 m³ 0,700

IP20 CRI>90 **LED**

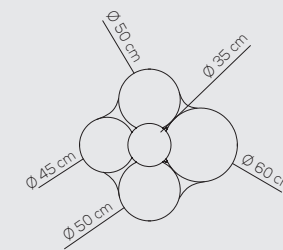
Colours / Finishings
BC white / XX white

3000K*
2700K upon request

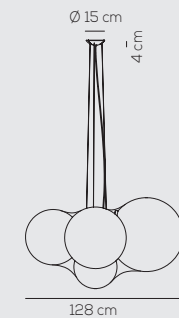
LED 92W - diffused beam
~7602 lm* ~83 lm/W* source

110-240Vac

example composition code
SP CLOUDY BC XX LED



123 cm



max 3,49 cm



Project: Vlady Design

SPCLOUDYBCXXLED



Project: Anna Belokon



SPBEL060E27BWXX

M | L | XL

bell

Manuel Vivian

SPBEL118E27GIXX



bell 

Manuel Vivian

Collezione composta da lampade a soffitto e a sospensione con struttura metallica rivestita con fettuccia di tessuto ignifugato pongé superliscio. Disponibile in vari colori e dimensioni. Sorgente luminosa con attacco a vite o a LED integrato dimmerabile.

Collection consisting of ceiling and suspended lamps with a metal frame covered with strips of extra smooth flame-retardant pongé fabric. Available in several colours and sizes. Screw fitting or built-in dimmable LED light source.


Prodotto fonoassorbente /
Sound absorbing product



GENERAL INFORMATION



COLOURS




white

warm white

gold yellow


black



red



diffuser detail



white canopy

Altri colori disponibili su richiesta. /
Other colors available upon request.

SP BEL 045 E27
kg 5 m³ 0,22

Ø 12 cm




Ø 45 cm

4 cm

315,5 cm

max 325 cm

 IP20 **+LED**

Colours
BC white
BW warm white
GI gold yellow
NE black
RS red

diffusore NON INCLUSO /
diffuser NOT INCLUDED

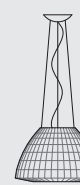
E27 1 x Max 20W LED or
E27 1 x Max 70W halogen

220-240VAC

example composition code
SP BEL 045 E27 GI XX

SP BEL 060 E27
kg 7,5 m³ 0,43

Ø 15 cm




Ø 60 cm

5 cm

38 cm

max 325 cm

 IP20 **+LED**

Colours
BC white
BW warm white
GI gold yellow
NE black
RS red

E27 1 x Max 20W LED or
E27 1 x Max 70W halogen

220-240VAC

example composition code
SP BEL 060 E27 GI XX

KITLIGHTEC2 diffusore opzionale / optional diffuser

bell 

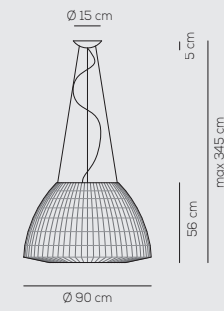
Manuel Vivian

SPBEL090LEDNEXX




Project: Marcin Tryc / Grupa Żoliborz Photo: Marcin Tryc

SP BEL 090 E27
SP BEL 090 LED
kg 13,5 m³ 1,06



SP BEL 090 E27



 IP20 **+LED**

E27 4 x Max 20W LED or
E27 4 x Max 46W halogen

220-240VAc

SP BEL 090 LED

ETL in progress

  IP20 CRI90 **LED**

3000K*
4000K upon request

LED 88W - diffused beam
~9610 lm* 109 lm/W* source

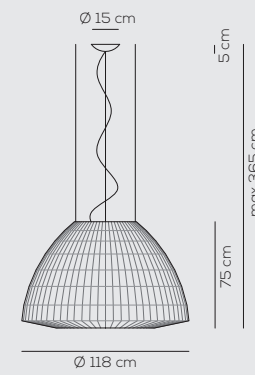
110-240VAc

diffusore **INCLUSO**, con illuminazione verso alto e basso /
diffuser **INCLUDED**, with upward and downward lighting


Colours
BC white
BW warm white
GI gold yellow
NE black
RS red

example composition code
SP BEL090 E27 BW XX

SP BEL 118 E27
SP BEL 118 LED
kg 16,5 m³ 1,9



SP BEL 118 E27



 IP20 **+LED**

E27 4 x Max 20W LED or
E27 4 x Max 57W halogen

220-240VAc

SP BEL 118 LED

ETL in progress

  IP20 CRI90 **LED**

3000K*
4000K upon request

LED 98W - diffused beam
~10719 lm* 109 lm/W* source

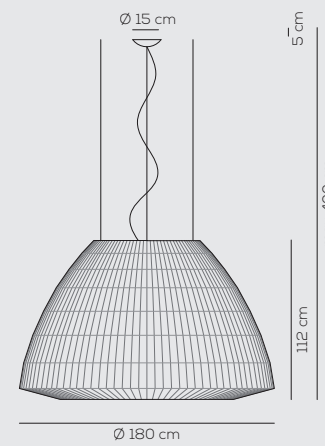
110-240VAc

diffusore **INCLUSO**, con illuminazione verso alto e basso /
diffuser **INCLUDED**, with upward and downward lighting


Colours
BC white
BW warm white
GI gold yellow
NE black
RS red

example composition code
SP BEL 118 E27 BW XX

SP BEL 180 E27
SP BEL 180 LED
kg 39 m³ 5,7



SP BEL 180 E27



 IP20 **+LED**

4 x Max 16W + 1 x Max 9,5W LED or
4 x Max 57W + 1 x Max 46W halogen

220-240VAc

SP BEL 180 LED

ETL in progress

  IP20 CRI90 **LED**

3000K*
4000K upon request

LED 98W - diffused beam
~10719 lm* 109 lm/W* source

110-240VAc

diffusore **INCLUSO**, con illuminazione verso alto e basso /
diffuser **INCLUDED**, with upward and downward lighting

Colours
BC white
BW warm white
GI gold yellow
NE black
RS red

example composition code
SP BEL 180 E27 BW XX

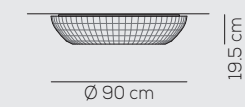
PL BEL 060 E27
kg 4 m³ 0,18



**E27 2 x Max 16W LED or
E27 2 x Max 57W halogen**

220-240VAC

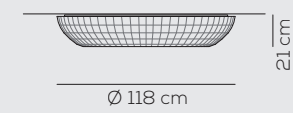
PL BEL 090 E27
kg 8 m³ 0,98



**E27 3 x Max 16W LED or
E27 3 x Max 57W halogen**

220-240VAC

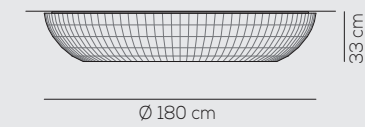
PL BEL 118 E27
kg 10 m³ 0,98



**E27 4 x Max 16W LED or
E27 4 x Max 57W halogen**


220-240VAC

PL BEL 180 E27
kg 27 m³ 2,64



**E27 5 x Max 16W LED or
E27 5 x Max 57W halogen**

220-240VAC

 IP20 **+LED**

**diffusore INCLUSO /
diffuser INCLUDED**

Colours
BC white
BW warm white
GI gold yellow
NE black
RS red

example composition code
PL BEL060 E27 GI XX



L XL

SPLAYEXXE27BCXX



layers

Vanessa Vivian



layers

Vanessa Vivian

Collezione composta da lampade a sospensione con struttura metallica rivestita con fettuccia di tessuto ignifugato pongé superliscio. Disponibile in due colori e varie dimensioni. Sorgente luminosa con attacco a vite.

Collection consisting of suspended lamps with a metal frame covered with strips of extra smooth flame-retardant pongé fabric. Available in two colours and several sizes. Screw fitting light source.


Prodotto fonoassorbente /
Sound absorbing product



GENERAL INFORMATION



COLOURS



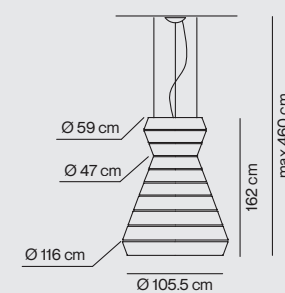
white

warm white

white canopy

Altri colori disponibili su richiesta. /
Other colors available upon request.

SPLAY A
kg 26,2 m³ 0,76

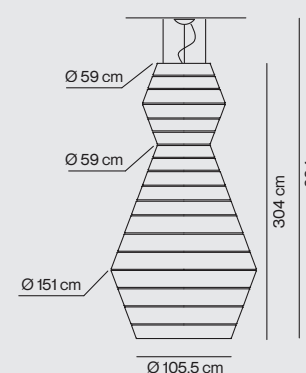


E27 9 x Max 16W LED or
E27 9 x Max 70W halogen

220-240V_{AC}

example composition code
SP LAY AXX E27 BC XX

SPLAY B
kg 48,5 m³ 2,06

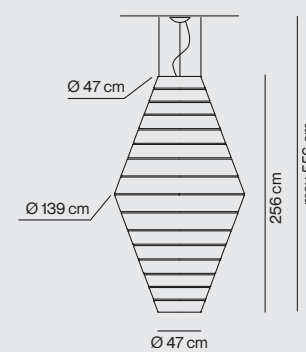


E27 15 x Max 16W LED or
E27 15 x Max 70W halogen

220-240V_{AC}

example composition code
SP LAY BXX E27 BC XX

SPLAY C
kg 41,3 m³ 1,71



E27 15 x Max 16W LED or
E27 15 x Max 70W halogen

220-240V_{AC}

example composition code
SP LAY CXX E27 BC XX

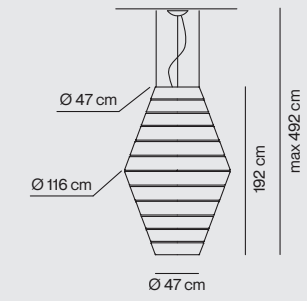
IP20 +LED

Colours
BC white
BW warm white



layers 
Vanessa Vivian

SPLAY D
kg 29,3 m³ 0,76

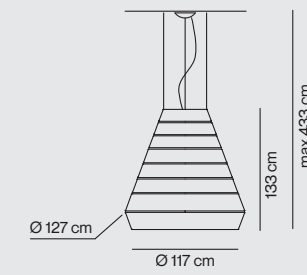


E27 9 x Max 16W LED or
E27 9 x Max 70W halogen

220-240V_{AC}

example composition code
SP LAY DXX E27 BC XX

SPLAY E
kg 24,4 m³ 1,71

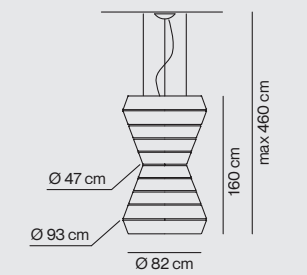


E27 9 x Max 16W LED or
E27 9 x Max 70W halogen

220-240V_{AC}

example composition code
SP LAY EXX E27 BC XX

SPLAY F
kg 25,1 m³ 0,76



E27 9 x Max 16W LED or
E27 9 x Max 70W halogen

220-240V_{AC}

example composition code
SP LAY FXX E27 BC XX

 IP20 +LED

Colours
BC white
BW warm white

SPLAYEXXE27BCXX
SPLAYCXXE27BCXX
SPLAYFXXE27BCXX
SPLAYCXXE27BCXX
SPLAYBXXE27BCXX

L XL

SPSK1502LEDXXBC

skirt

Vanessa Vivian

Project: Proxy

skirt

Vanessa Vivian

Collezione di lampade a soffitto, a sospensione e con paralume in tessuto ignifugato TREVIRA® CS. Disponibile in varie dimensioni e colori, anche con tessuto esterno retato nero.

Collection of ceiling and suspended lamps in flame-retardant TREVIRA®CS fabric, available in several sizes and colours. The fabric can also come in a double-layer version with an exterior black net fabric.


Prodotto fonoassorbente. / Sound absorbing product.



GENERAL INFORMATION



COLOURS




white

orange

blue

light grey



red


light green

black net over a white fabric

white canopy

Altri colori disponibili su richiesta. / Other colors available upon request.

SPSK1502 E27
kg 23 m³ 2,54

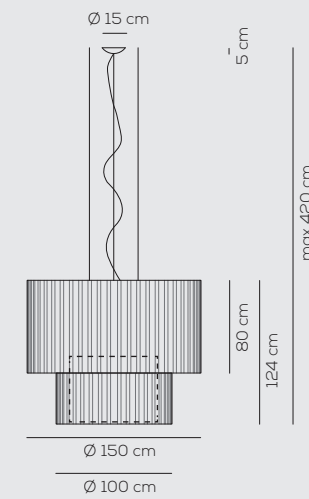
 IP20 +LED

SKIRT / diffusore INCLUSO / diffuser INCLUDED

E27 4 x Max 16W + 1 x Max 12W LED
or 4 x Max 70W + 1 x Max 57W halogen



220-240V_{AC}

example composition code
SP SK1502 E27 XX BC



SPSK1502 LED
kg 23 m³ 2,54

ETL in progress

 IP20 CRI90 

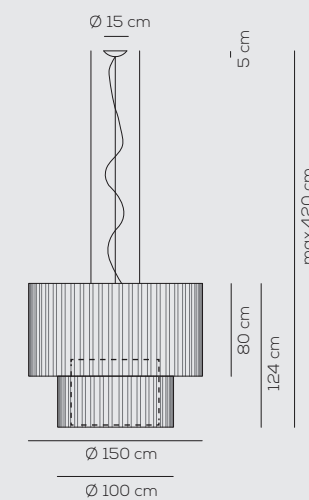
SKIRT / diffusore INCLUSO / diffuser INCLUDED

3000K*
4000K upon request

LED 98W - diffused beam
~10719 lm* 109 lm/W* source

110-240V_{AC}

example composition code
SP SK1502 LED XX BC



Exterior Net
NE black
XX no black net

Fabric Colours
BC white
AR orange
BL blue
GR light grey
RS red
VE light green



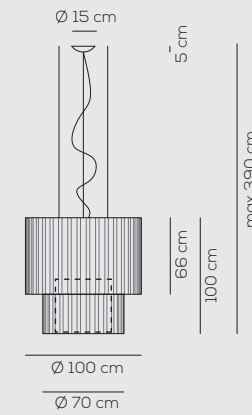
SPSK1502LEDNEBC

Project: rs3 Designs

skirt

Vanessa Vivian

SPSK1002 E27
kg 18 m³ 1,06



 **IP20 +LED**

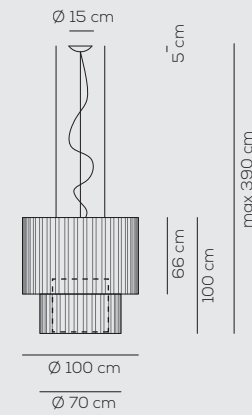
SKIRT / diffusore INCLUSO / diffuser INCLUDED

E27 4 x Max 20W LED or
4 x Max 70W halogen



220-240VAc

example composition code
SP SK1002 E27 XX BC

SPSK1002 LED
kg 18 m³ 1,06



ETL in progress

 **IP20 CRI90**  **LED**

SKIRT / diffusore INCLUSO / diffuser INCLUDED

3000K*
4000K upon request

LED 98W - diffused beam
~10719 lm* 109 lm/W* source

110-240VAc

example composition code
SP SK1002 LED XX BC

Exterior Net
NE black
XX no black net

Fabric Colours
BC white
AR orange
BL blue
GR light grey
RS red
VE light green

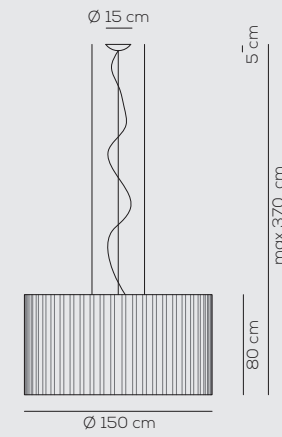
SPSKR100LEDXXBC


skirt 

Vanessa Vivian



SPSKR150 E27
kg 19 m³ 2,54



 **IP20 +LED**

SKIRT / diffusore INCLUSO / diffuser INCLUDED

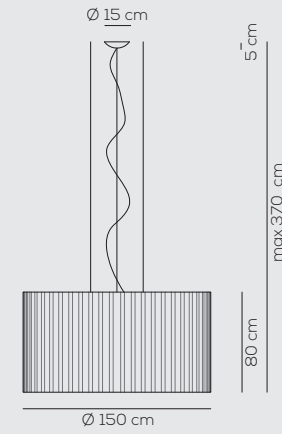
E27 4 x Max 16W +
1 x Max 12W LED

or
4 x Max 70W +
1 x Max 57W halogen



220-240VAC

example composition code
SP SKR150 E27 XX BC

SPSK150 LED
kg 19 m³ 2,54



ETL in progress

 **IP20 CRI90**  **LED**

SKIRT / diffusore INCLUSO / diffuser INCLUDED

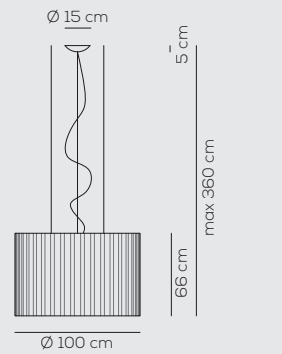
3000K*
4000K upon request


LED 98W - diffused beam
~10719 lm* 109 lm/W* source

110-240VAC

example composition code
SP SK150 LED XX BC

SPSKR100 E27
kg 12,5 m³ 1,06



 **IP20 +LED**

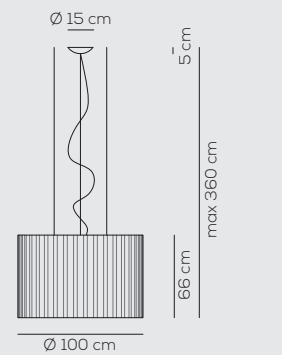
SKIRT / diffusore INCLUSO / diffuser INCLUDED

E27 4 x Max 20W +
4 x Max 70W halogen



220-240VAC

example composition code
SP SKR100 E27 XX BC

SPSKR100 LED
kg 12,5 m³ 1,06



ETL in progress

 **IP20 CRI90**  **LED**

SKIRT / diffusore INCLUSO / diffuser INCLUDED

3000K*
4000K upon request

LED 98W - diffused beam
~10719 lm* 109 lm/W* source

110-240VAC

example composition code
SP SKR100 LED XX BC

Exterior Net
NE black
XX no black net

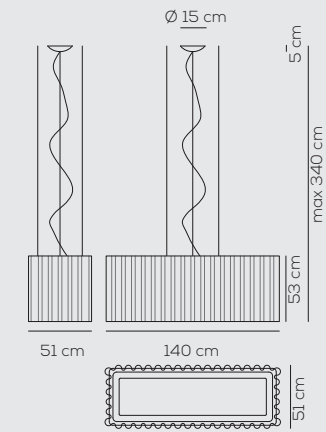
Fabric Colours
BC white
AR orange
BL blue
GR light grey
RS red
VE light green

SPSKR140E27XXBC

skirt

Vanessa Vivian

SPSKR140 E27
kg 11,5 m³ 0,65



IP20 +LED

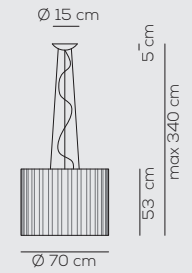
SKIRT / diffusore INCLUSO / diffuser INCLUDED

E27 4 x Max 16W LED or
4 x Max 57W halogen

220-240V_{AC}

example composition code
SP SKR140 E27 XX BC

SPSKR070 E27
kg 6,5 m³ 0,43



IP20 +LED

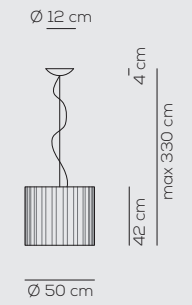
SKIRT / diffusore INCLUSO / diffuser INCLUDED

E27 1 x Max 20W LED or
1 x Max 70W halogen

220-240V_{AC}

example composition code
SP SKR070 E27 XX BC

SPSKR050 E27
kg 3,5 m³ 0,13



IP20 +LED

SKIRT / diffusore NON INCLUSO / diffuser NOT INCLUDED

E27 1 x Max 20W LED or
1 x Max 70W halogen

220-240V_{AC}

example composition code
SP SKR050 E27 XX BC

Exterior Net
NE black
XX no black net

Fabric Colours
BC white
AR orange
BL blue
GR light grey
RS red
VE light green

SPSKR070E27XXBC

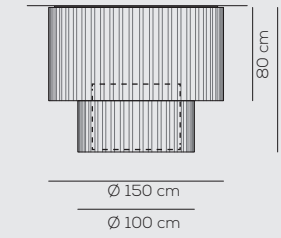


PLSKR100E27XXVE

skirt

Vanessa Vivian

PLSK1502 E27
kg 30 m³ 2,54



IP20 +LED

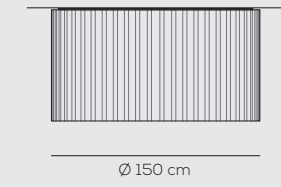
SKIRT / diffusore INCLUSO / diffuser INCLUDED

E27 4 x Max 16W LED or
4 x Max 70W halogen

220-240VAC

example composition code
PL SK1502 E27 XX BC

PLSKR150 E27
kg 25 m³ 2,54



IP20 +LED

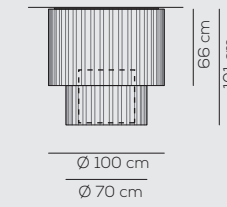
SKIRT / diffusore INCLUSO / diffuser INCLUDED

E27 4 x Max 16W LED or
4 x Max 70W halogen

220-240VAC

example composition code
SP SKR150 E27 XX BC

PLSK1002 E27
kg 18 m³ 1,06



IP20 +LED

SKIRT / diffusore INCLUSO / diffuser INCLUDED

E27 3 x Max 16W LED or
3 x Max 70W halogen

220-240VAC

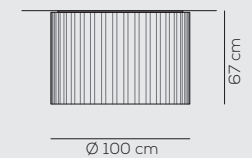
example composition code
PL SK1002 E27 XX BC


Exterior Net
NE black
XX no black net

Fabric Colours
BC white
AR orange
BL blue
GR light grey
RS red
VE light green

Project: Mykenian Collection Photo: Christos Drizas

PLSKR100 E27
kg 10 m³ 1,06



 **IP20 +LED**

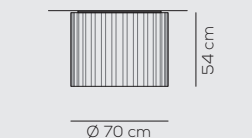
SKIRT / diffusore INCLUSO / diffuser INCLUDED


E27 3 x Max 16W LED or
3 x Max 70W halogen

220-240V_{AC}

example composition code
PL SKR100 E27 XX BC

PLSKR070 E27
kg 5,5 m³ 0,43



 **IP20 +LED**

SKIRT / diffusore INCLUSO / diffuser INCLUDED


E27 1 x Max 16W LED or
1 x Max 70W halogen

220-240V_{AC}

example composition code
PL SKR070 E27 XX BC

Exterior Net
NE black
XX no black net

Fabric Colours
BC white
AR orange
BL blue
GR light grey
RS red
VE light green



M L XL

SPVEL100LEDBANE

velvet

Manuel Vivian

Project: Sulyk Architects

velvet 

Manuel Vivian

Collezione di lampade a sospensione e a soffitto con paralume troncoconico in tessuto ignifugato. Disponibile in vari colori e dimensioni.

Collection of ceiling and suspended lamps. The cone-shaped lampshade is covered with a flame-retardant. Available in several colours and sizes.

Prodotto fonoassorbente. / Sound absorbing product.



GENERAL INFORMATION



COLOURS




ice white

ivory white

blue

brown

COLOURS RADIAL DIFFUSER



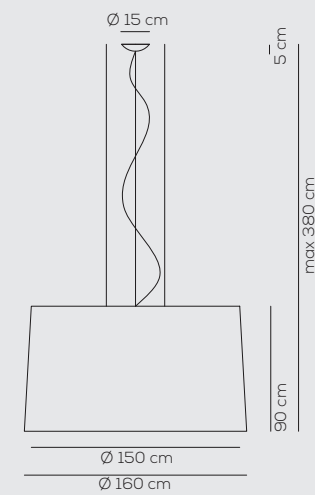
black

white

warm white

Altri colori disponibili su richiesta. / Other colors available upon request.

SPVEL160 E27
SPVEL160 LED
kg 25 m³ 4,32



SP VEL 160 E27

 IP20 +LED

E27 4 x Max 16W LED or 4 x Max 9,5W LED

220-240VAC

example composition code
SP VEL160 E27 BL BC

SP VEL 160 LED

ETL in progress

  IP20 CRI90 LED

3000K*
4000K upon request

LED 98W - diffused beam
~10719 lm* 109 lm/W* source

110-240VAC

example composition code
SP VEL160 LED BL BC

VELVET / diffusore INCLUSO, con illuminazione verso alto e basso / diffuser INCLUDED, with upward and downward lighting

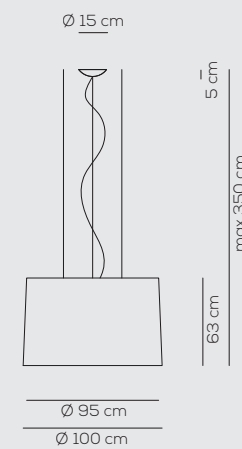
Colours (lampshade)

BC ice white
BA ivory white
BL blue
MA brown
NE black


Colours (radial diffuser)

BC white
BW warm white

SPVEL100 E27
SPVEL100 LED
kg 17,5 m³ 1,16



SP VEL 100 E27

 IP20 +LED




E27 4 x Max 20W LED or 4 x Max 57W LED

220-240VAC

example composition code
SP VEL100 E27 BL BC

SP VEL 100 LED

ETL in progress

   IP20 CRI90 LED 110-240VAC

3000K*
4000K upon request

LED 98W - diffused beam
~10719 lm* 109 lm/W* source

110-240VAC

example composition code
SP VEL100 LED BL BC

VELVET / diffusore INCLUSO, con illuminazione verso alto e basso / diffuser INCLUDED, with upward and downward lighting


Colours (lampshade)

BC ice white
BA ivory white
BL blue
MA brown
NE black

Colours (radial diffuser)

BC white
BW warm white

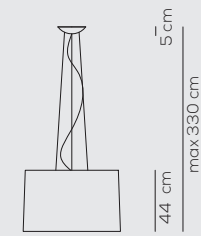
SPVEL100LEDMABC




velvet 
Manuel Vivian

SPVEL070 E27
kg 6,5 m³ 0,48

Ø 15 cm



Ø 67 cm
Ø 70 cm

 **IP20 +LED**

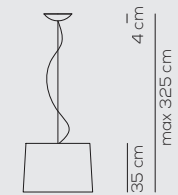
E27 1 x Max 20W LED or
1 x Max 70W LED

220-240V_{AC}


example composition code
SP VEL070 E27 BL BC

SPVEL050 E27
kg 5 m³ 0,25

Ø 12 cm



Ø 46 cm
Ø 50 cm

 **IP20 +LED**

E27 1 x Max 16W LED or
1 x Max 23W LED

220-240V_{AC}

example composition code
SP VEL050 E27 BL BC

VELVET / diffusore INCLUSO / diffuser INCLUDED

Colours (lampshade)

BC ice white
BA ivory white
BL blue
MA brown
NE black

Colours (radial diffuser)


BC white
BW warm white



velvet 
Manuel Vivian

PLVEL160 E27
kg 32 m³ 2,22



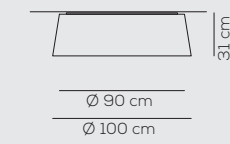
 **IP20 +LED**

E27 5 x Max 16W LED or
5 x Max 46W halogen

220-240V_{AC}

example composition code
PL VEL160 E27 BL BC

PLVEL100 E27
kg 9 m³ 0,98



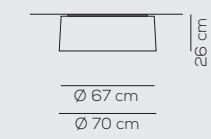
 **IP20 +LED**


E27 5 x Max 16W LED or
5 x Max 57W halogen

220-240V_{AC}

example composition code
PL VEL100 E27 BL BC

PLVELO70 E27
kg 7 m³ 0,28



 **IP20 +LED**

E27 2 x Max 16W LED or
2 x Max 20W halogen

220-240V_{AC}

example composition code
PL VELO70 E27 BL BC

VELVET / diffusore INCLUSO / diffuser INCLUDED

Colours (lampshade)

BC ice white
BA ivory white
BL blue
MA brown
NE black


Colours (radial diffuser)

BC white
BW warm white

ukiyo

Manuel Vivian





ukiyo 

Manuel Vivian


Collezione composta da lampade a parete o a soffitto con struttura metallica e rivestimento in tessuto bianco retato elasticizzato, sfoderabile e lavabile. Disponibile in tre dimensioni. Sorgente luminosa con attacco a vite.

Collection consisting of ceiling or wall lamps with metal frame and white removable, washable elastic mesh fabric covering. Available in three sizes. Screw fitting light bulb.

GENERAL INFORMATION



COLOURS



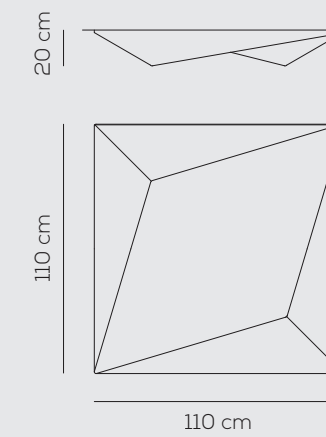
white



Altri colori disponibili su richiesta. /
Other colors available upon request.

Prodotto fonoassorbente. /
Sound absorbing product.

PLUKIYOG
kg 3,6 m³ 0,24



 **IP20 +LED**

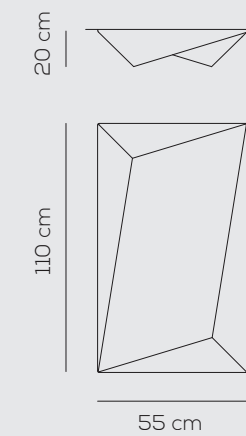
E27 3 x Max 16W LED or
3 x Max 70W halogen


220-240VAC

example composition code
PL UKIYOG BC XX E27

Tessuto supplementare su richiesta / Additional fabric upon request:
TSPLUKIYO100X100BC

PLUKI110
kg 3 m³ 0,12



 **IP20 +LED**

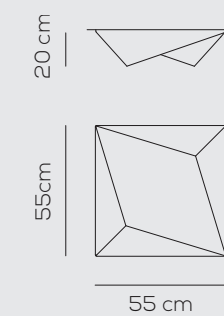
E27 3 x Max 16W LED or
3 x Max 70W halogen

220-240VAC

example composition code
PL UKI110 BC XX E27

Tessuto supplementare su richiesta / Additional fabric upon request:
TSPLUKIYO100X55BC

PLUKIYOP
kg 1,7 m³ 0,06



 **IP20 +LED**

E27 3 x Max 6,5W LED or
3 x Max 42W halogen

220-240VAC

example composition code
PL UKIYOP BC XX E27

Tessuto supplementare su richiesta / Additional fabric upon request:
TSPLUKIYO60X60BC

UKIYO / tessuto INCLUSO -
applicazione a soffitto o a parete /
fabric INCLUDED - application:
both as ceiling or wall lamp

Colours / Finish
BC white / XX white metal

M | L

nelly

Manuel Vivian

Collezione di lampade a soffitto e a parete, con struttura metallica e rivestimento in tessuto elasticizzato, sfoderabile e lavabile. Disponibile in due colori e varie dimensioni. Sorgente luminosa con attacco a vite.

Collection consisting of ceiling or wall lamps, with metal frame and removable, washable elastic fabric covering. Available in two colours and several sizes. Screw fitting light source.

GENERAL INFORMATION



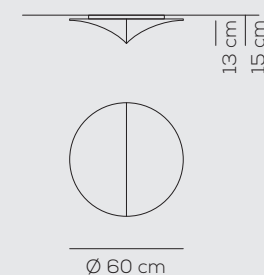
COLOURS



white

white pattern

PL NELL 60
kg 2 m³ 0,06



IP20 +LED

NELLY / tessuto INCLUSO / fabric INCLUDED

Colours / Finish
BC white / XX white metal
FB white pattern/ XX white metal

E27 2 x Max 16W LED or
2 x Max 70W halogen

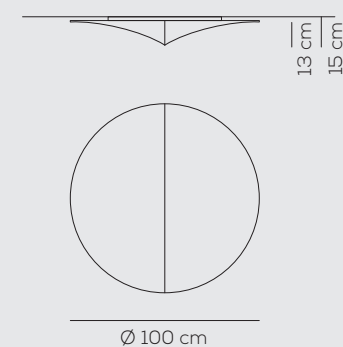
220-240VAC

example composition code
PL NELL 60 FB XX E27

TESSUTI SUPPLEMENTARI SU RICHIESTA / ADDITIONAL FABRICS UPON REQUEST:

TSPLNELLY60BC	white
TSPLNELLY60FB	white pattern

PL NEL 100
kg 4 m³ 0,17



IP20 +LED

NELLY / tessuto INCLUSO / fabric INCLUDED

Colours / Finish
BC white / XX white metal
FB white pattern/ XX white metal

E27 3 x Max 16W LED or
3 x Max 70W halogen

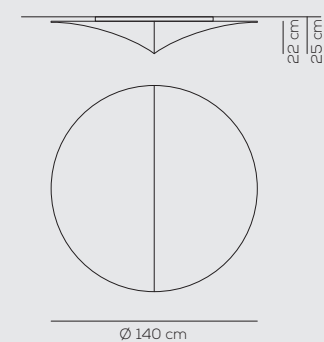
220-240VAC

example composition code
PL NEL 100 FB XX E27

TESSUTI SUPPLEMENTARI SU RICHIESTA / ADDITIONAL FABRICS UPON REQUEST:

TSPLNELLY100BC	white
TSPLNELLY100FB	white pattern

PL NEL 140
kg 6 m³ 0,5



IP20 +LED

NELLY / tessuto INCLUSO / fabric INCLUDED

Colours / Finish
BC white / XX white metal
FB white pattern/ XX white metal

E27 4 x Max 16W LED or
4 x Max 70W halogen

220-240VAC

example composition code
PL NEL 140 FB XX E27

TESSUTI SUPPLEMENTARI SU RICHIESTA / ADDITIONAL FABRICS UPON REQUEST:

TSPLNELLY140BC	white
----------------	-------

PLNELL60BCXXE27
PLNEL140BCXXE27
PLNEL100BCXXE27
PLNELL60BCXXE27

nelly
Manuel Vivian

nelly straight

Manuel Vivian

nelly straight

Manuel Vivian

Collezione di lampade a soffitto e a parete, con struttura metallica e rivestimento in tessuto elasticizzato, sfoderabile e lavabile. Disponibile in due colori e varie dimensioni. Sorgente luminosa con attacco a vite.

Collection consisting of ceiling or wall lamps, with metal frame and removable, washable elastic fabric covering. Available in two colours and several sizes. Screw fitting light source.

GENERAL INFORMATION



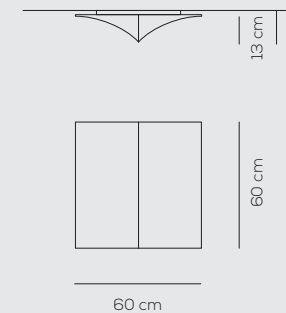
COLOURS



white

white pattern

PL NEL S 60
kg 2 m² 0,06



⊥ IP20 **+LED**

NELLY STRAIGHT / tessuto INCLUSO / fabric INCLUDED

Colours / Finish
BC white / XX white metal
FB white pattern/ XX white metal

E27 2 x Max 16W LED or
2 x Max 70W halogen

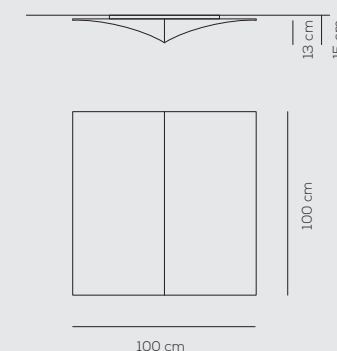
220-240V_{AC}

example composition code
PL NEL S 60 FB XX E27

TESSUTI SUPPLEMENTARI SU RICHIESTA / ADDITIONAL FABRICS UPON REQUEST:

TSPLNELLYQ60BC	white
TSPLNELLYQ60FB	white pattern

PL NE S 100
kg 4 m² 0,17



⊥ IP20 **+LED**

NELLY STRAIGHT / tessuto INCLUSO / fabric INCLUDED

Colours / Finish
BC white / XX white metal
FB white pattern/ XX white metal

E27 3 x Max 16W LED or
3 x Max 70W halogen

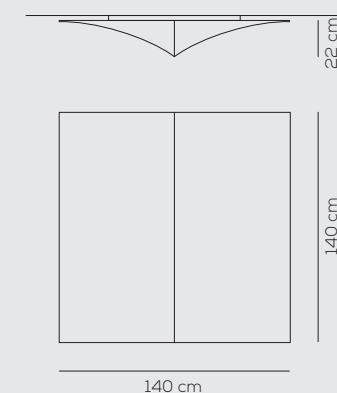
220-240V_{AC}

example composition code
PL NE S 100 FB XX E27

TESSUTI SUPPLEMENTARI SU RICHIESTA / ADDITIONAL FABRICS UPON REQUEST:

TSPLNELLYQ100BC	white
TSPLNELLYQ100FB	white pattern

PL NE S 140
kg 6 m² 0,5



⊥ IP20 **+LED**

NELLY STRAIGHT / tessuto INCLUSO / fabric INCLUDED

Colours / Finish
BC white / XX white metal
FB white pattern/ XX white metal

E27 4 x Max 16W LED or
4 x Max 70W halogen


220-240V_{AC}

example composition code
PL NE S 140 FB XX E27

TESSUTI SUPPLEMENTARI SU RICHIESTA / ADDITIONAL FABRICS UPON REQUEST:

TSPLNELLYQ140BC	white
------------------------	-------

Acoustic performance



From noise to acoustic comfort, how to do it?

Dal rumore al comfort acustico, come farlo?

Il rumore è comunemente identificato come un suono non desiderato e disturbante, ad esempio quello generato dal brusio (vociare incomprensibile e continuativo), da un'automobile in movimento, da un trapano, etc.

Il comfort acustico è quella condizione psicofisica di benessere nella quale si trova una persona immersa in un ambiente in cui il rumore è molto contenuto.

Noise is commonly identified as an unwanted and disturbing sound, for example buzzing (an incomprehensible and continuous hum) from a moving car, a drill, etc.

Acoustic comfort is the psychophysical condition of wellbeing a person finds themselves in when they are in an environment where noise is limited.

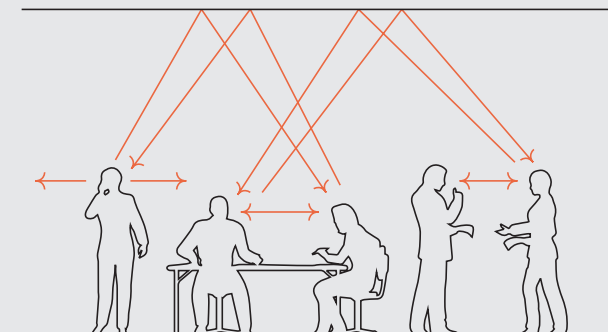
La misurazione del **Tempo di Riverberazione (RT60)**, ovvero il tempo necessario affinché il rumore diventi impercettibile, consente di valutare il comfort acustico di un ambiente: maggiore è il tempo di riverberazione, maggiore è la percezione del rumore.

Un ambiente caratterizzato da materiali riflettenti (marmo, cemento, vetro, etc) e/o dalle forme geometriche irregolari presenterà Tempi di Riverberazione alti e quindi una elevata propensione al rumore.

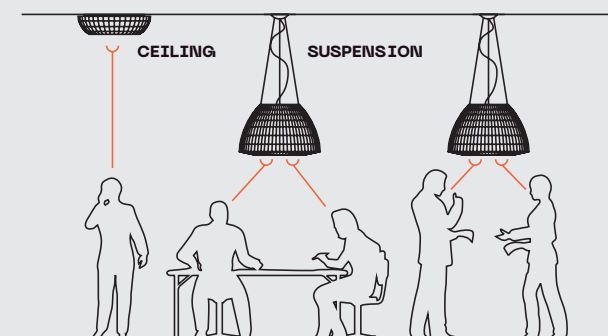
The measurement of Reverberation Time (RT60), or the time required for sound to become imperceptible, allows the acoustic comfort to be measured in any given environment: the higher the reverberation time, the greater the perception of sound.

A setting with reflective materials (such as marble, cement, glass etc) and/or irregular geometric shapes will have high Reverberation Time and therefore tend to be noisy.

Noise Rumore



Acoustic comfort Comfort acustico



L'introduzione in un ambiente di oggetti fonoassorbenti (quindi in grado di ridurre la durata dei Tempi di Riverberazione) è il mezzo attraverso cui, pur senza apportare modifiche strutturali allo spazio, si può raggiungere un comfort acustico.

Introducing sound-absorbing objects into an environment (objects which can reduce the Reverberation Time), is the way in which acoustic comfort can be reached without making any structural changes to the space itself.

Come si misura l'efficacia di un oggetto fonoassorbente?

How can the efficiency of an object's sound absorbency be measured?

Misurando il Tempo di Riverberazione (RT60) di un ambiente chiuso - in presenza ed in assenza di oggetti fonoassorbenti - sarà possibile calcolarne, per differenza, l'efficacia degli stessi.

Per calcolare il Tempo di Riverberazione (RT60), è necessario conoscere il Volume dello spazio chiuso (V) e l'Area equivalente di Assorbimento (A) cumulata di tutte le superfici e gli oggetti presenti nell'ambiente:

$$RT60 = 0,161 \times (V/A)$$

L'Area equivalente di Assorbimento (A) del singolo oggetto (i.e. la lampada) tiene contemporaneamente conto, delle proprietà fonoassorbenti dei materiali di cui l'oggetto si compone, delle sue dimensioni, della sua forma e delle modalità di installazione.

By measuring the Reverberation Time (RT60) of an enclosed environment both with and without sound-absorbing objects, then taking into account the difference, it is possible to calculate their efficiency.

In order to calculate the Reverberation Time (RT60), the Volume of the enclosed space (V) and the cumulative Equivalent Sound Absorbing Area (A) of all the surfaces and objects present in the environment must be known:

$$RT60 = 0,161 \times (V/A)$$

The Equivalent Sound Absorbing Area (A) of each single object (i.e. lamp) takes into account the overall sound-absorbing properties of the materials the object is made of, as well as its size and shape.



Project: PLP Architecture Photo: Lida Chaulet e Ronald Tilleman

Per conoscere le proprietà fonoassorbenti di un mero materiale (ma non di un oggetto nel suo complesso) è possibile usare il **Coefficiente di Assorbimento Acustico** (α), il cui valore può variare fra 0, nel caso in cui tutta l'energia incidente è riflessa, e 1, nel caso in cui tutta l'energia incidente è assorbita. Pertanto, se il valore di α è pari a 0,5, il 50% dell'energia incidente sulla superficie del materiale è assorbita.

*To identify the sound-absorbing properties of a single material (not the object in its entirety) it is possible to use the **Sound Absorption Coefficient** (α) whose value can vary from 0, where all incident sound is reflected, to 1, where all incident sound is absorbed. Therefore, if the value of α equals 0,5, 50% of the incident sound on the material's surface is absorbed.*

Where we tested our products?

Dove testiamo i nostri prodotti?

L'ambiente nel quale è stata misurata la capacità fonoassorbente delle lampade Axolight è quello di seguito rappresentato:

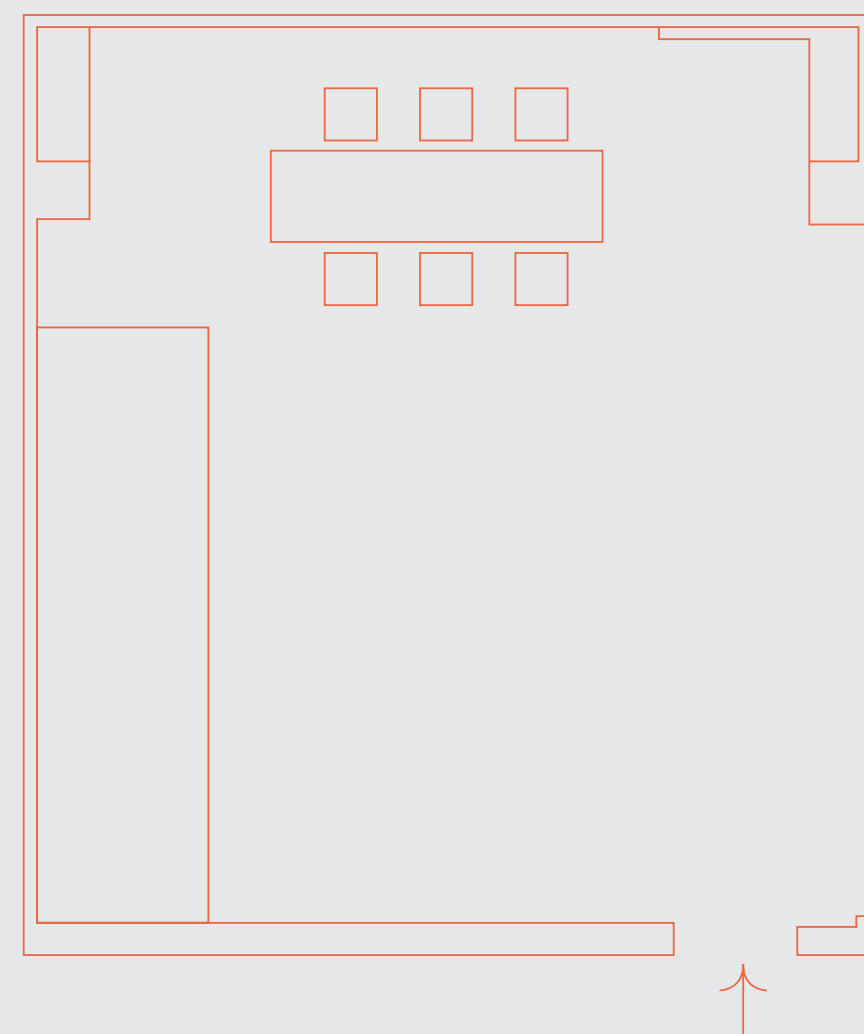
Sono stati misurati, al variare delle frequenze del suono emesso da una sorgente audio, sia i tempi di riverbero dell'ambiente in assenza di lampade fonoassorbenti, sia quelli successivi all'introduzione di 1, 2 o 3 lampade fonoassorbenti per volta.

È stata così calcolata la riduzione del rumore nell'ambiente.

The environment used to measure the sound-absorbing properties the Axolight lamps is shown below:

The Reverberation Times of the room, with sounds of varying frequencies emitted from an audio source, were measured, first without acoustic lamps, then with 1, 2 or 3 lamps added at a time.

This is how the reduction of sound in the room was calculated.



Room data

L → 8 m

w → 6 m

H → 3,1 m

→ 150 m³

* Tranne Layers che è stata testata in uno spazio di dimensioni 300 m³.

* Except Layers which has been tested in one space of size 300 m³.

Bell

Manuel Vivian

da 0,32
a 4,63
Area Equivalente di
Assorbimento (A)

da -3,3%
a -59,7%
Riduzione del rumore

Media 500÷2.000 Hz

from 0,32
to 4,63
Equivalent Sound
Absorbing Area (A)

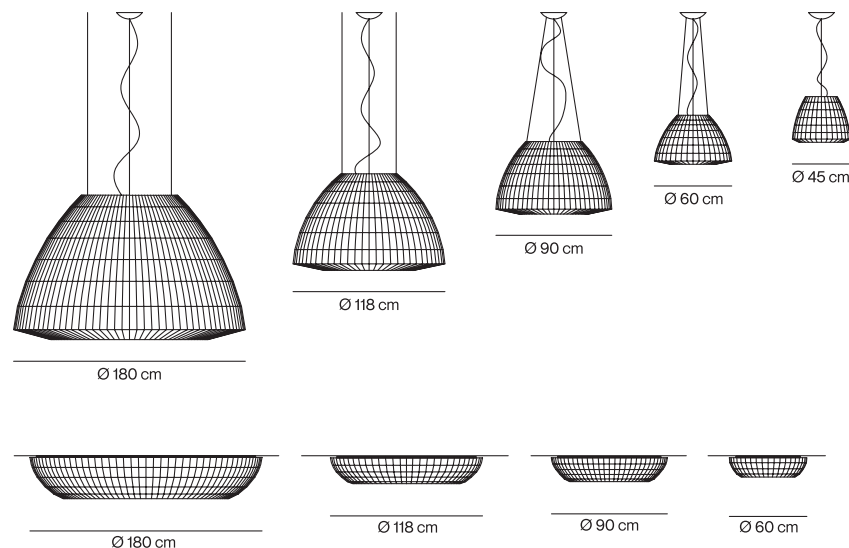
from -3,3%
to -59,7%
Reduction of noise

Average 500÷2.000 Hz



Collezione composta da lampade a soffitto e a sospensione con struttura metallica rivestita con fettuccia di tessuto ignifugato pongé superliscio. Disponibile in vari colori e dimensioni. Sorgente luminosa con attacco a vite o a LED integrato dimmerabile.

Collection consisting of ceiling and suspended lamps with a metal frame covered with strips of extra smooth flame-retardant pongé fabric. Available in several colours and sizes. Screw fitting or built-in dimmable LED light source.



Prodotto fonoassorbente /
Sound absorbing product



Layers

Vanessa Vivian

da 2,30
a 5,78
Area Equivalente di
Assorbimento (A)

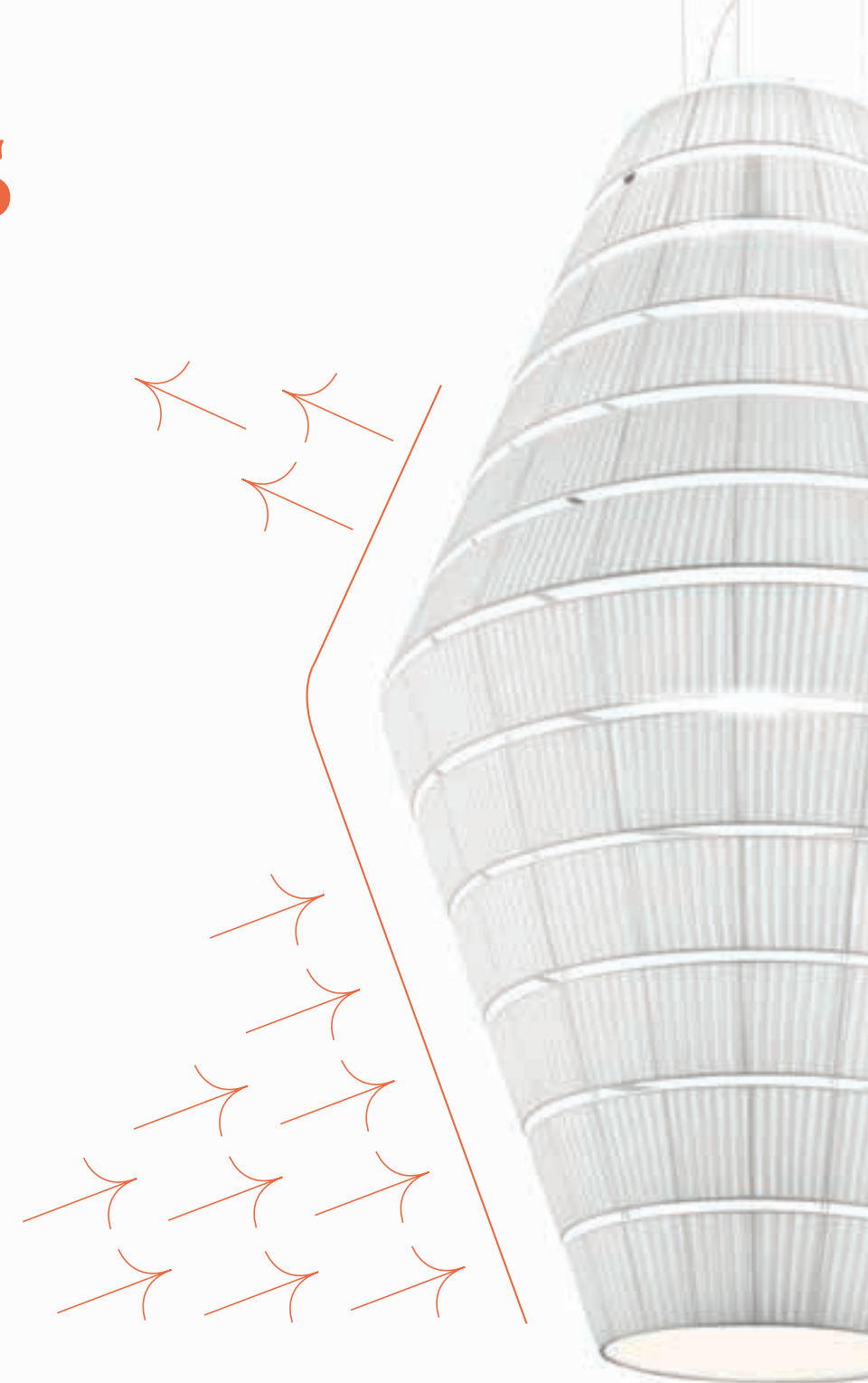
da -10,8%
a -47,1%
Riduzione
del rumore

Media 500÷2.000 Hz

from 2,30
to 5,78
Equivalent Sound
Absorbing Area (A)

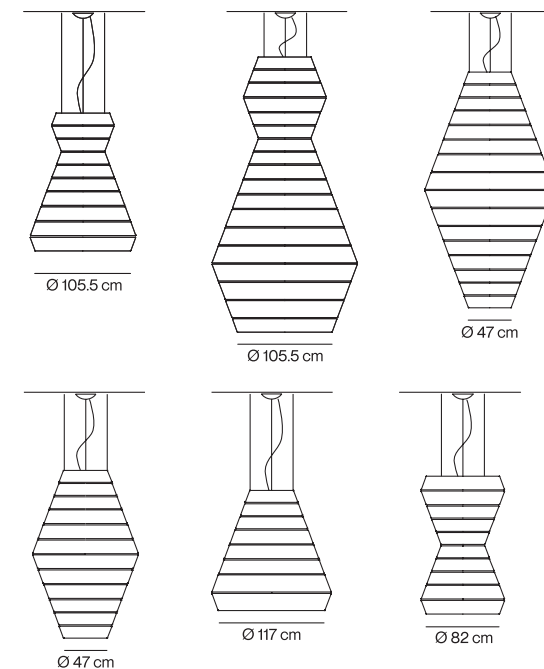
from -10,8%
to -47,1%
Reduction
of noise

Average 500÷2.000 Hz



Collezione composta da lampade a sospensione con struttura metallica rivestita con fettuccia di tessuto ignifugato pongé superliscio. Disponibile in vari colori e dimensioni. Sorgente luminosa con attacco a vite.

Collection consisting of suspended lamps with a metal frame covered with strips of extra smooth flame-retardant pongé fabric. Available in several colours and sizes. Screw fitting light source.



Prodotto fonoassorbente /
Sound absorbing product



Skirt

Vanessa Vivian

da 0,36
a 3,55
Area Equivalente di
Assorbimento (A)

da -3,8%
a -53,6%
Riduzione
del rumore

Media 500÷2.000 Hz

from 0,36
to 3,55
Equivalent Sound
Absorbing Area (A)

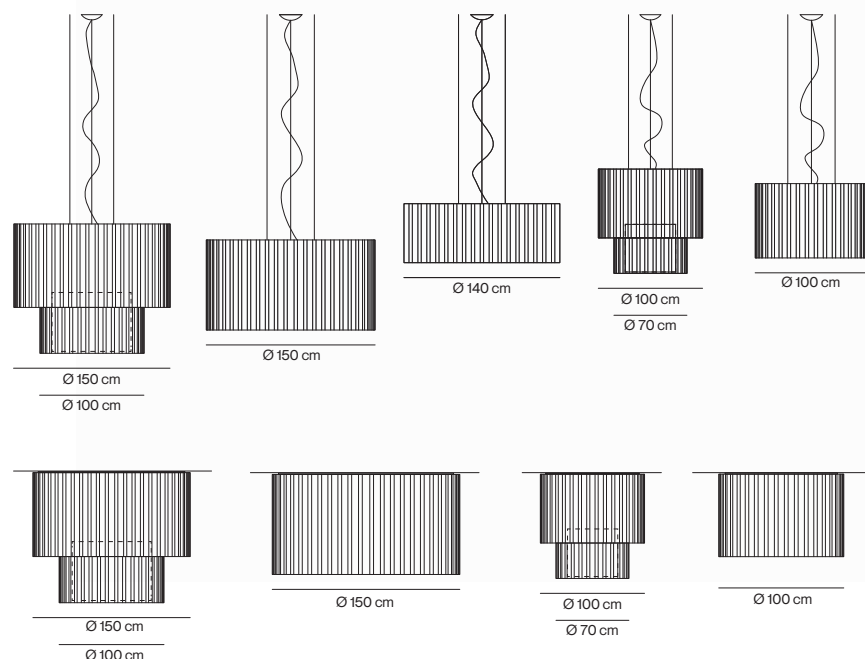
from -3,8%
to -53,6%
Reduction
of noise

Average 500÷2.000 Hz



Collezione di lampade a soffitto e a sospensione con paralume in tessuto ignifugato TREVIRA® CS. Disponibile in varie dimensioni e colori, anche con tessuto esterno retato nero.

Collection of ceiling and suspended lamps in flame-retardant TREVIRA®CS fabric, available in several sizes and colours. The fabric can also come in a double-layer version with an exterior black net fabric.



Prodotto fonoassorbente /
Sound absorbing product



Velvet

Manuel Vivian

da 0,23
a 2,05
Area Equivalente di
Assorbimento (A)

da -2,5%
a -40,0%
Riduzione
del rumore

Media 500÷2.000 Hz

from 0,23
to 2,05
Equivalent Sound
Absorbing Area (A)

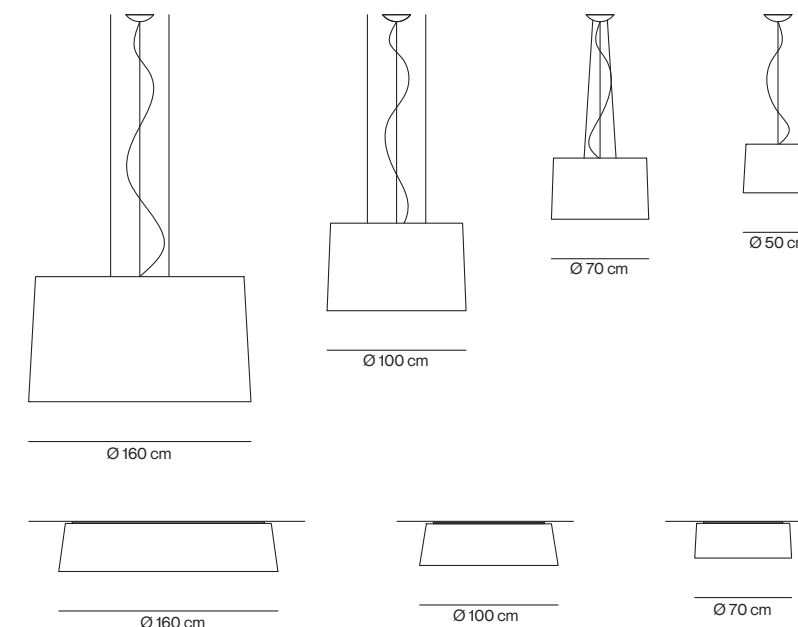
from -2,5%
to -40,0%
Reduction
of noise

Average 500÷2.000 Hz



Collezione di lampade a sospensione e a soffitto con paralume troncoconico in tessuto ignifugato. Disponibile in vari colori e dimensioni.

Collection of ceiling and suspended lamps. The cone-shaped lampshade is covered with a flame-retardant. Available in several colours and sizes.



Prodotto fonoassorbente /
Sound absorbing product



Ukiyo

Manuel Vivian

da 0,17
a 0,77
Area Equivalente di
Assorbimento (A)


da -1,8%
a -20,1%
Riduzione
del rumore

Media 500÷2.000 Hz

from 0,17
to 0,77
Equivalent Sound
Absorbing Area (A)

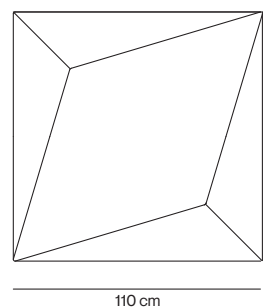
from -1,8%
to -20,1%
Reduction
of noise

Average 500÷2.000 Hz

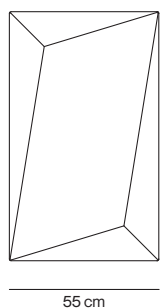


Collezione composta da lampade a parete o a soffitto con struttura metallica e rivestimento in tessuto bianco retato elasticizzato, sfoderabile e lavabile. Disponibile in tre dimensioni. Sorgente luminosa con attacco a vite.

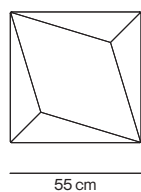
Collection consisting of ceiling or wall lamps with metal frame and white removable, washable elastic mesh fabric covering. Available in three sizes. Screw fitting light bulb.



110 cm



55 cm



55 cm

Prodotto fonoassorbente /
Sound absorbing product



U-Light

Timo Ripatti

da 0,54
a 3,11
Area Equivalente di
Assorbimento (A)

da -5,6%
a -49,6%
Riduzione
del rumore

Media 500÷2.000 Hz

from 0,54
to 3,11
Equivalent Sound
Absorbing Area (A)

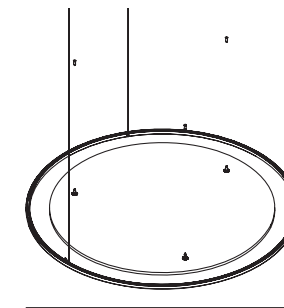
from -5,6%
to -49,6%
Reduction
of noise

Average 500÷2.000 Hz

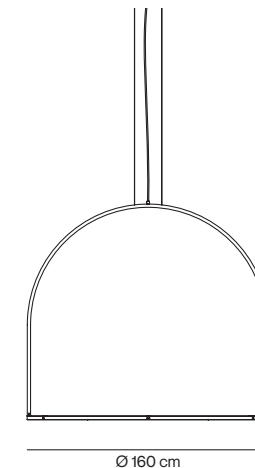


Collezione composta da lampade a parete, soffitto e sospensione in alluminio. Disponibile in due colori e dimensioni. Sorgente luminosa a LED integrato dimmerabile. Disponibile con opzione fonoassorbente.

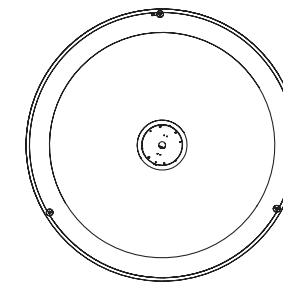
Collection consisting of wall, ceiling and suspended lamps in aluminium. Available in two colours and sizes. Built-in LED dimmable light source. Available with sound-absorbing panel option.



Ø 180 cm



Ø 160 cm



Ø 180 cm

Prodotto fonoassorbente /
Sound absorbing product



Legenda / Legend



I nostri prodotti sono sottoposti alle prove di sicurezza elettrica e conformi alle Direttive Comunitarie Europee EN60598-1, LVD 2006/95/EC, EMC 2004/108/EC (ove pre visto).

Our products undergo electric safety tests and comply with ECC Directive EN60598-1, LVD 2006/95/EC, EMC 2004/108/EC (where provided).

I dati nominali di flusso (lm) e di efficienza (lm/W) sono riferiti rispettivamente alle sorgenti LED e alle sorgenti LED più l'assorbimento della PSU.

Nominal flux (lm) and efficacy (lm/W) of the products are estimated on the LED sources and the LED sources plus the PSU absorption.

I dati riportati sono puramente indicativi; è possibile che siano riportati degli errori di stampa. Axo Light può apporre modifiche di qualsivoglia tipo agli apparecchi, ai dati e alle relative istruzioni senza preavviso alcuno. Axo Light non presta garanzia legale relativamente all'accuratezza dei dati riportati nel presente listino.

The details given here are intended purely as guidance as errors may have occurred during the printing process. Axo Light may make alterations of any type to the light fittings, data and relevant instructions without notice. Axo Light does not provide legal guarantee regarding the accuracy of the data provided in this price list.



CLASSE 1

Solo isolamento fondamentale; le parti conduttrici accessibili sono collegate ad un conduttore di terra. Messa a terra obbligatoria.

Basic insulation, accessible conductors are earthed. Earthing is compulsory.



CLASSE 2

Sistema a doppio isolamento; messa a terra esclusa.

Double insulation. Earthing: excluded.



CLASSE 3

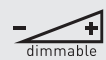
Apparecchio in cui la protezione contro la scossa elettrica si basa sulla alimentazione a bassissima tensione di sicurezza.

Appliance in which protection against electrical shock is guaranteed by the extremely low voltage power supply.

PSU


Alimentatore.

Power Supply Unit.



Dimmerabile. Dimmer incluso.

Dimmable. Dimmer included.



Dimmerabile solo con driver dedicato.

Dimmable only with dedicated power supply unit.



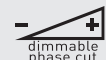
Articolo dimmerabile 1-10V.

Dimmable 1-10V.



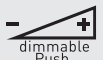
Interfacciabile con sistema DALI.

Interfaceable with DALI system.



Dimmerabile a taglio di fase.

Dimmable phase cut.



Articolo dimmerabile Push

Dimmable Push

220-240VAC LED

Prodotto con LED integrato a tensione di rete.

Product equipped with Integrated LED for the mains voltage.

Misure dei disegni in cm.

Schede tecniche e files 3D verranno implementati e resi disponibili nel sito www.axolight.it e axolight.us.

LED

Prodotto con LED integrato.

Integrated LED product.

LED

Prodotto per sola lampadina a LED.

Product for LED light bulbs only.

+LED

Prodotto con lampadine LED o convenzionali.

Product for LED or conventional light bulbs.

Measures of the drawings in cm.

Technical sheets and the 3D files will be updated and available at www.axolight.it and axolight.us.

IPXY

Grado di protezione contro corpi solidi X - e contro i liquidi Y.

Protection rating against solid bodies X - against liquids Y.

CRI

Indice di resa di colore.

Colour rendering index.

Il peso indicato si riferisce al peso netto degli articoli. Il volume indicato si riferisce al volume degli imballi degli articoli.

The weight indications refer to the net weight of the items. The volume indications refer to the volume of the packing boxes of the items.

Legenda / Legend



Prodotto conforme ai regolamenti tecnici dell'unione doganale euroasiatica.

Product in compliant with the technical regulations of the euroasian custom union.



Prodotto testato e certificato da elettric testing laboratories (ETL) accreditato, in conformità con le normative del Nord America e del Canada.

Product tested and certified by electrical testing laboratories (ETL) in compliance with the North American and Canadian laws.



Con sorgente luminosa.

With light source.



Senza sorgente luminosa.

Without light source.

EEL compatibility

Gli apparecchi Axo Light sono compatibili con lampadine etichettate con le classi energetiche del regolamento ENERGY LABELLING eventualmente disponibili in commercio e previa verifica dimensionale. La classe energetica in grassetto è quella della lampadina con cui è venduto l'apparecchio. I prodotti presenti a listino con il simbolo **LED** sono muniti di lampade a LED integrate non sostituibili. Le informazioni qui riportate riguardo le classi energetiche delle lampadine non sono esaustive di tutti i tipi effettivamente reperibili sul mercato dell'Area Economica Europea.

*The Axo Light luminaires are compatible with bulbs - if available in the market and previously checked as regards their dimensions - labelled with the energy classes of the ENERGY LABELLING regulation. The energy class letter in bold format is related to the bulb supplied together with the specific article. The products with the symbol **LED** are equipped with built-in LED lamps that cannot be changed. The information regarding the energy classes of the bulbs are not exhaustive about the actual whole range available in the Economic European Area market.*

ART DIRECTION

Magdalena Kirova

GRAPHIC DESIGN

design-associati.it

MAIN PHOTOGRAPHER

Paolo Cusenza

Axo Light si riserva il diritto di apportare ai modelli, senza alcun preavviso, qualsiasi modifica ritenesse opportuna. Axo Light non risponde per eventuali danni a persone o cose causati da una non corretta installazione dei propri apparecchi d'illuminazione. I dati riportati sono puramente indicativi; è possibile che siano riportati degli errori di stampa.

Axo Light reserves itself the right to introduce any changes to its own models, without prior notice. Axo Light is not liable for injuries or damage due to the incorrect installation of its fixtures. The details given here are intended purely as guidance as errors may have occurred during the printing process.

Le schede tecniche dei prodotti Axo Light sono scaricabili direttamente dal nostro sito: www.axolight.it - www.axolight.us
Axo Light technical sheets can be downloaded directly from our website: www.axolight.it - www.axolight.us

axolight.it
axolight.us

AXO LIGHT SRL

via Maglianese 44

30037 Scorzè

Venezia (Italy)

t +39 041 5845193

axolight@axolight.it

AXO LIGHT USA INC

22 Shelter Rock Lane STE# 104

Danbury, CT 06810, USA

t +1 (203) 730 0452

info@axolightusa.com