

B.lux

Decorative
Lighting

Architectural
Lighting

Outdoor
Lighting

grupoblux.com

B.lux

Manufacturers	06
Designers	14
Decorative lighting	26
Suspension lamps	28
Floor lamps	122
Table lamps	142
Ceiling lamps	168
Wall lamps	200
System lamps	232
Architectural lighting	254
Outdoor lighting	316
Iconography	372

B.lux

El sabor de nuestra
tierra y sus tradiciones

Der Geschmack unseres
Landes und unserer
Traditionen

The essence of our land and its traditions

We work from an enclave located in the heart of nature, where we combine innovation and tradition with an offer that fuses technology with the best artwork.

We are deeply rooted in our environment. We are heirs to the traditional values of our land and to the best of its industrial character, such as commitment and satisfaction in the face of a job well done.

Producimos desde un enclave situado en plena naturaleza, donde aunamos innovación y tradición con una propuesta que fusiona tecnología con el mejor trabajo artesanal.

Sentimos un profundo arraigo por nuestro entorno. Somos herederos de los valores tradicionales de nuestra tierra y del mejor carácter industrial, como el compromiso y la satisfacción ante el trabajo bien hecho.

Wir produzieren aus einer Nische mitten in der Natur, wo wir Innovation und Tradition mit einem Vorschlag verbinden, der Technologie mit hochwertiger Handarbeit fusioniert.

Wir fühlen uns tief mit unserer Umgebung verwurzelt. Wir sind die Erben der traditionellen Werte unseres Landes und des besten gewerblichen Charakters, wie das Engagement und die Zufriedenheit angesichts einer gut gemachten Arbeit.





Compromiso con
el medioambiente

Verpflichtung
zur Natur

Commitment to what is natural

Our environment has given us everything and, to preserve this tremendous asset, we comply with the highest standards of production control and waste management. Ninety per cent of the raw materials we use are of Spanish origin and we use wood from controlled forests that meet the sustainability criteria established by the PEFC. This is just a small example of the many measures that we have taken to raise B.lux to the level of an industry with a present and future committed to nature.

Nuestro entorno nos lo ha dado todo, y para preservar ese inmenso valor, cumplimos con los mas altos estándares de control de producción y gestión de residuos. Utilizamos un 90% de materias primas de origen español y empleamos maderas de bosques controlados que cumplen con los criterios de sostenibilidad establecidos por el PEFC. Esto es solo un pequeño ejemplo de una infinidad de medidas que cada día hacen que B.lux sea una industria con un futuro realmente "verde".

Unsere Umgebung hat uns alles gegeben, und um diesen immensen Wert zu bewahren, halten wir die strengsten Kontrollregeln für Produktion und Abfallentsorgung ein. Unser Rohmaterial kommt zu 90% aus Spanien, und wir verwenden Holz aus kontrollierten Wäldern, die die Kriterien der Nachhaltigkeit einhalten, die vom PEFC festgelegt wurden. Dies ist nur ein kleines Beispiel für eine Vielzahl von Maßnahmen, die B.lux in eine Industriekategorie erheben, die sich heute und in der Zukunft der Natur verschrieben hat.

Control, trust and effort

Our products are distributed in 65 countries on five continents. This outstanding international presence is possible thanks to the rigorous control of the manufacturing and distribution processes to which we subject our luminaires, allowing them to meet and exceed the most demanding quality standards. We are committed to long-lasting relationships based on trust between manufacturer and customer. Our success is based on a slow growth, sustained over time, which advances with secure steps. There are no secrets – this is the natural result of our team's dedication and talent focused on offering the best service.

Nuestros productos se distribuyen en 65 países de los cinco continentes. Esta destacada presencia internacional es posible gracias al riguroso control de los procesos de fabricación y distribución del que gozan nuestras luminarias. Apostamos por las relaciones largas y duraderas basadas en la confianza entre fabricante y cliente. Nuestro éxito se fundamenta en un crecimiento pausado, sostenido en el tiempo, con pasos seguros. No hay secretos, sino el resultado natural de nuestra dedicación y talento de nuestro equipo para darte el mejor servicio.

Unsere Produkte werden in sechs Ländern auf den fünf Kontinenten vertrieben. Diese ausgezeichnete internationale Präsenz ist möglich dank einer strengen Kontrolle der Herstellungs- und Verkaufsprozesse, der wir unsere Lampen unterziehen, sodass sie die strengsten Qualitätsstandards übertreffen. Wir setzen auf lange und dauerhafte Beziehungen, die auf dem Vertrauen zwischen Hersteller und Kunden beruhen. Unser Erfolg basiert auf einem bedächtigen Wachstum, nachhaltig in der Zeit, das mit sicheren Schritten voranschreitet. Wir haben keine Geheimnisse, es ist das natürliche Ergebnis der Hingabe und des Talents unserer Mitarbeiter, den besten Dienst zu leisten.



#berespectful

As part of our Corporate Social Responsibility (CSR) policy, we have developed a comprehensive plan that establishes and fosters our key targets for sustainable development.

#berespectful embodies our commitment to the environment, innovation, the social and economic scene and product quality.

Dentro de nuestra política de Responsabilidad Social Empresarial (RSE), hemos desarrollado un plan integral que ampara y potencia nuestros principales objetivos de desarrollo sostenible.

#berespectful es un compromiso con el medioambiente, la innovación, el entorno social y económico, y la calidad del producto.

Im Rahmen unserer Politik der sozialen Unternehmensverantwortung haben wir einen umfassenden Plan entwickelt, der unsere Hauptziele der nachhaltigen Entwicklung unterstützt und fördert.

#berespectful ist eine Verpflichtung gegenüber der Umwelt, der Innovation, dem sozialen und wirtschaftlichen Umfeld und der Produktqualität.





1. Our products are made with recycled material and are recyclable.
2. We participate in the circular economy producing products that have a long life.
3. 100% of our electrical consumption comes from renewable sources.
4. Day after day, we fight to reduce our carbon footprint. This is why we implement policies to keep waste to a minimum, recycle and use recycled materials.
5. We promote innovation and incorporate technological advances in order to grow and help our community grow as well.
6. We support the local industry. Our suppliers are European and many of them live in our region.
7. Our company ethics are to work for the right to progress, workplace security, and for the equality of opportunities for men and women.
8. We carry our activities and alliances with like-minded organizations.
9. We work towards a more human, eco-friendly and sustainable future.

1. Nuestros productos están compuestos por materiales reciclados y son reciclables.
2. Nuestros productos son diseñados para tener una larga vida, además de contribuir a una economía circular.
3. El 100% de nuestro consumo eléctrico proviene de fuentes renovables y actuamos sobre la eficiencia energética.
4. Luchamos cada día por reducir nuestra huella de carbono. Por ello, implementamos políticas de residuos mínimos, reciclaje y uso de materiales reciclados.
5. Fomentamos la innovación e incorporamos avances tecnológicos para crecer y cuidar nuestro entorno.
6. Apoyamos la industria local. Nuestros proveedores son europeos, y en un gran porcentaje residen en nuestra región.
7. Nuestra ética empresarial trabaja por el derecho al progreso, la seguridad laboral y la igualdad de oportunidades entre hombres y mujeres.
8. Alcanzamos alianzas en colaboración con organizaciones y causas con la misma finalidad.
9. Trabajamos por un futuro más humano, ecológico y sostenible.

1. Unsere Produkte bestehen aus recycelten Materialien und können recycelt werden.
2. Unsere Produkte sind so konzipiert, dass sie eine lange Lebensdauer haben und gleichzeitig zu einer Kreislaufwirtschaft beitragen.
3. 100 % unseres Stromverbrauchs stammen aus erneuerbaren Quellen, und wir setzen auf Energieeffizienz.
4. Wir bemühen uns jeden Tag, unseren CO²-Fußabdruck zu verringern. Daher haben wir Richtlinien für minimalen Abfall, Recycling und die Verwendung von recycelten Materialien eingeführt.
5. Wir fördern Innovationen und nutzen technologische Fortschritte aus, um zu wachsen und unsere Umwelt zu schonen.
6. Wir unterstützen die lokale Industrie. Unsere Lieferanten sind Europäer, und ein großer Prozentsatz von ihnen lebt in unserer Region.
7. Unsere Geschäftsethik setzt sich für das Recht auf Fortschritt, Sicherheit am Arbeitsplatz und Chancengleichheit zwischen Männern und Frauen ein.
8. Wir schließen Bündnisse und arbeiten mit Organisationen und Projekten zusammen, die das gleiche Ziel verfolgen.
9. Wir arbeiten für eine menschlichere, ökologischere und nachhaltigere Zukunft.

Designers

**AIA Salazar-Navarro****Carlos Serra****David Abad****Dhemem**

Collaboration with top external designers has always been a cornerstone of our trajectory and growth. This strategy, which is widespread today, was not so common in the early 80s, when we embarked on our first collaborative experience with Guillermo Capdevilla, who designed the successful B.lux System. Since then, we have focused on channelling the creative wealth of established professionals and talented up-and-coming designers with a view to offering a coherent, innovative and up-to-the-minute product range.

La colaboración con diseñadores externos de primer orden ha constituido un pilar fundamental en nuestra trayectoria y crecimiento. Esta estrategia, tan habitual hoy en día, no lo era a comienzos de los años 80, cuando tuvimos nuestra primera experiencia con Guillermo Capdevilla, diseñador del exitoso B.lux System. Desde entonces, nuestro cometido se ha centrado en canalizar la riqueza creativa de profesionales consagrados y jóvenes promesas del diseño, en el empeño de elaborar una oferta de producto coherente, innovadora y permanentemente actualizada.

Die Zusammenarbeit mit externen Designern von Rang hat in unserer Firmengeschichte und bei unserem Wachstum stets eine grundlegende Rolle gespielt. Diese Strategie mag heute weiter verbreitet sein, doch das war Anfang der 80er Jahre nicht der Fall, als wir in diesem Bereich unsere ersten Erfahrungen mit Guillermo Capdevilla sammelten, dem Designer des erfolgreichen B.lux System. Seither haben wir es stets als unsere Aufgabe erachtet, das kreative Potential namhafter Designer wie auch vielversprechender Talente zu nutzen und so ein gut durchkonzipiertes, innovatives und stets aktuelles Angebot zu schaffen.



e27, Tim Brauns



GC Studio



Gemma Bernal



Héctor Fernández



Jan Van Lierde



Jon Santacoloma



Jorge Pensi



Josep Lluís Xuclà



Manel Ybargüengoitia



Mario Ruiz



Martínez y Soler Arquitectos



Miguel Ángel Ciganda



Miguel Herranz



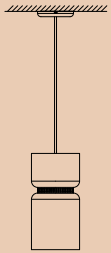
Stone Designs




Werner Aisslinger

Decorative lighting

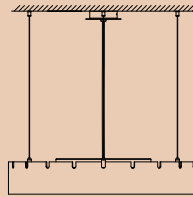
Suspension lamps



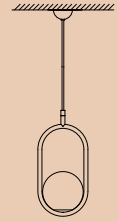
Aspen
p. 30



Bowee
p. 34



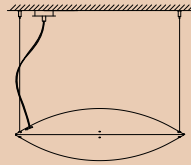
Castle
p. 40



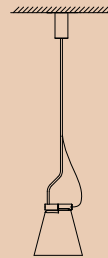
C_Ball
p. 44



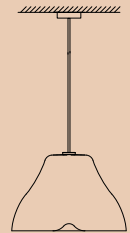
Centra / Minicentra
p. 48




Clon
p. 50



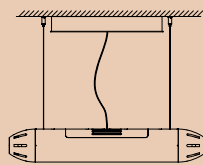
Cone Light
p. 52




Ginkgo
p. 54



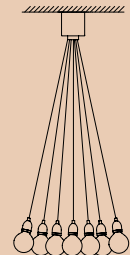
Globe
p. 56



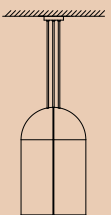
HLF
p. 58



Ilde
p. 60



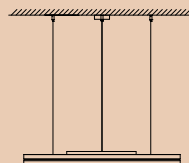
Ilde Max
p. 62



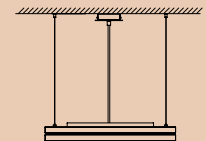
Ireland
p. 66



Keshi
p. 68

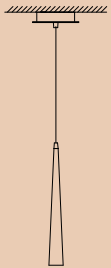


Lite Hole
p. 72

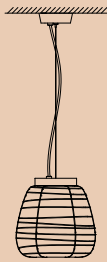


Lite Square
p. 76

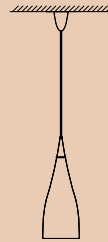
Suspension lamps



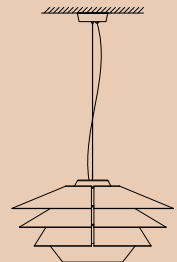
Micro
p. 78



Misko
p. 80



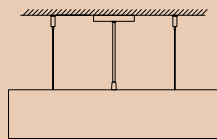
Nite
p. 84



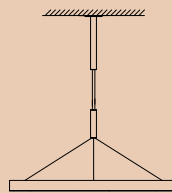
Overlay
p. 86




Phi
p. 90



Quadrat
p. 92



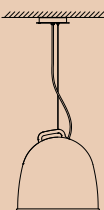
R2
p. 94



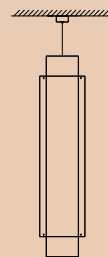
Roof
p. 100



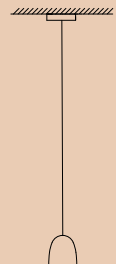
Royal
p. 102



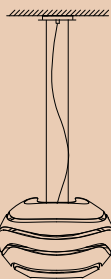
Scout
p. 104



Skin
p. 108



Speers
p. 112



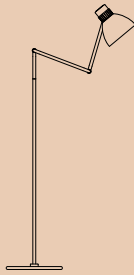
Tree Series
p. 120

Decorative lighting

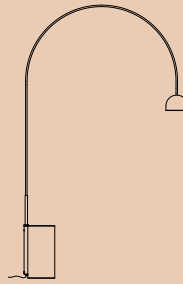
Floor lamps



Aspen
p. 124



Blux System
p. 126



Bowee
p. 128



C_Ball
p. 130



Lola
p. 132



Misko
p. 134



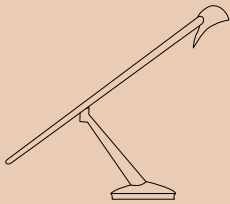
Overlay
p. 136



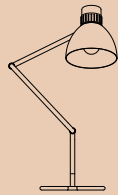
Royal
p. 138



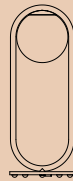
Speers
p. 140



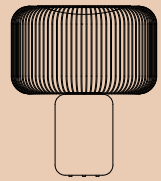
Bluebird
p. 144



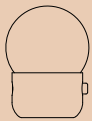
Blux System
p. 146



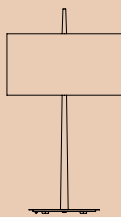
C_Ball
p. 148



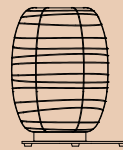
Keshi
p. 150



Kup Camp
p. 152



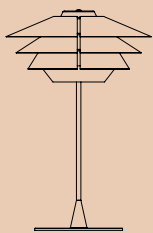
Lola
p. 154



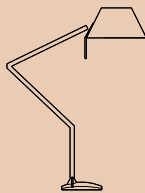
Misko
p. 156




Misko Camp
p. 158



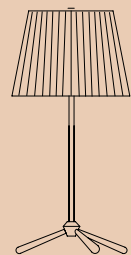
Overlay
p. 160



Petite
p. 162



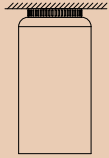
Regina
p. 164



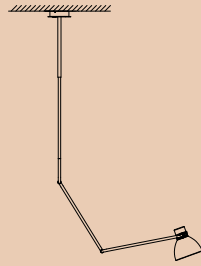
Royal
p. 166

Decorative lighting

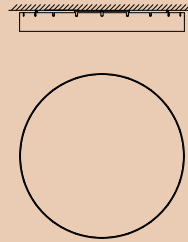
Ceiling lamps




Aspen
p. 170



Blux System
p. 174



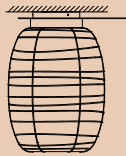
Castle
p. 176



Lite Hole
p. 178



Lite Square
p. 182



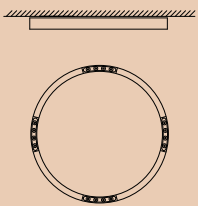
Misko
p. 184



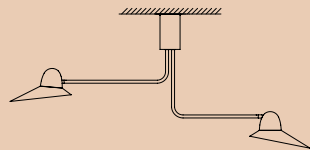
Q. Bo
p. 186



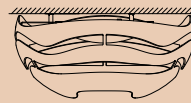
Quadrat
p. 188



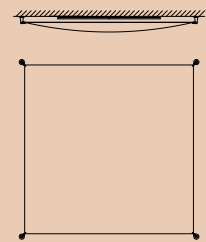
R2
p. 190



Speers ARM
p. 192



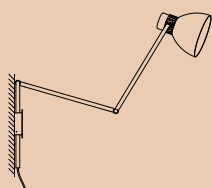
Tree Series
p. 194



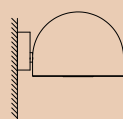
Veroca
p. 196



A3-A4
p. 202



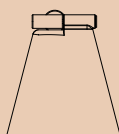
Blux System
p. 204



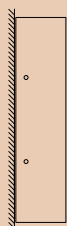
Bowee
p. 208



C_Ball
p. 210



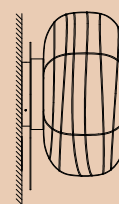
Cone Light
p. 212



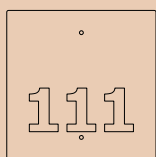
Dolce
p. 214



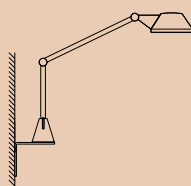
Eliana
p. 216



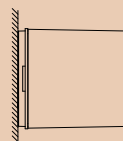
Misko
p. 218



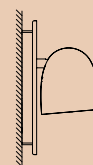
Nora
p. 220



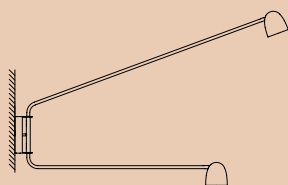
Petite
p. 222



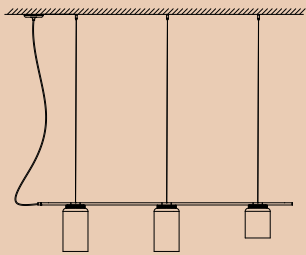
Q. Bo
p. 224



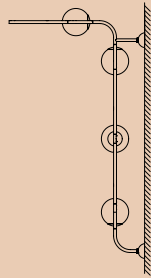
Speers
p. 226



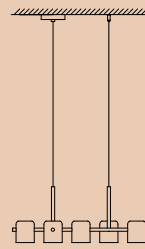
Speers Arm
p. 228



Aspen
p. 234



C_Ball System
p. 238

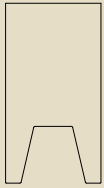


Kup
p. 244



Kupetz
p. 248

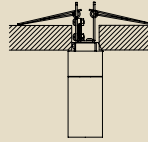
Architectural lighting



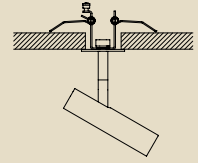
Anvil System
p. 256



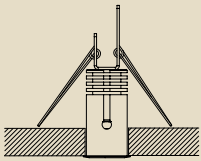
Anvil Led Module
p. 272



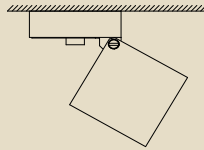
Anvil Spot
p. 276



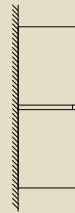
Anvil Slim Spot
p. 280



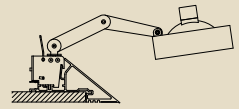
Anvil Point
p. 282



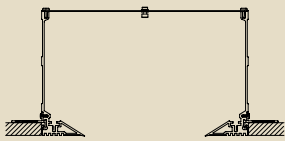
Blok
p. 284



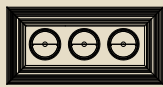
Miniblok
p. 288



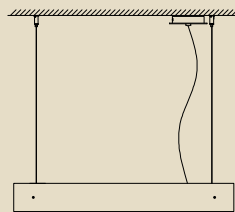
Deep Cove System
p. 290



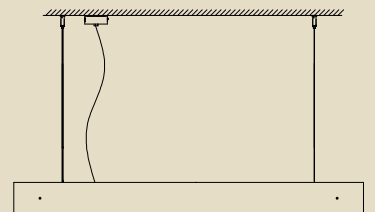
Deep System
p. 294




Deep R
p. 300



Marc
p. 302

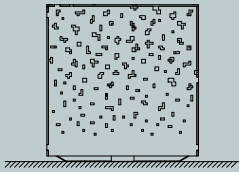


Marc Dos
p. 310




Roof
p. 314

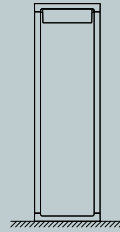
Outdoor lighting



AMS
p. 318



Blok Out
p. 320



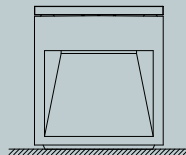
Frame
p. 324



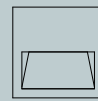
Inn Side
p. 328



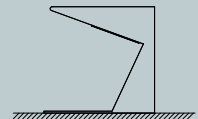
Kanpazar
p. 330



Lap Bench
p. 334



Lap WR
p. 338



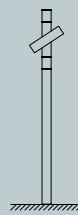
Noray
p. 340



Speers Outdoor
p. 342



Speers Outdoor W1 / Bollard
p. 346



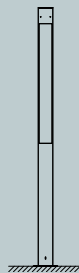
Tube
p. 350



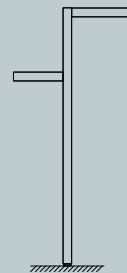
Zen
p. 354



Zenthin
p. 358



Topa
p. 362



Zenete
p. 366

B.lux

Decorative lighting



Suspension
lamps



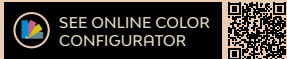
B.lux

Aspen

by
Werner Aisslinger

**Decorative
lighting**

Suspension
lamps




Double-shade suspension lamp, available in three sizes (S17A, S17B and S40). Available with aluminum shade in different matte finishes: *grey, snow, lemon, mango, clear turquoise, aqua, merlot, river, sea, rose, limestone and brass*. All shades can be combined. Direct and diffused light.

Luminaria de suspensión de doble pantalla disponible en tres formatos (S17A, S17B y S40). Disponible con pantalla de aluminio en diferentes acabados mate: *grey, snow, lemon, mango, clear turquoise, aqua, merlot, river, sea, rose, limestone y latón*. Todas las pantallas son combinables entre sí. Luz directa y difusa.

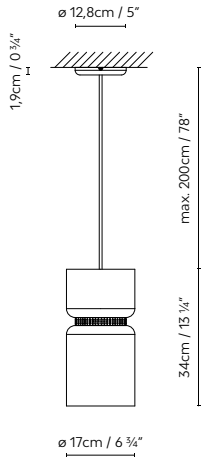
Hängeleuchte mit doppeltem Schirm, verfügbar in drei Formaten (S17A, S17B und S40). Verfügbar mit einem Aluminiumschirm in drei verschiedenen Ausfertigungen in matt: *grey, snow, lemon, mango, clear turquoise, aqua, merlot, river, sea, rose, limestone und messing*. Alle Schirme können untereinander kombiniert werden. Direktes und Streulicht.



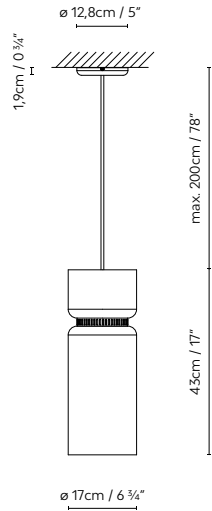
Aspen



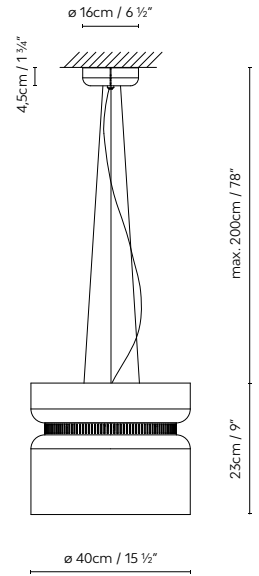
ASPEN S17A



ASPEN S17B



ASPEN S40



- SHADE:**
- Grey (matte)
 - Mango (matte)
 - Merlot (matte)
 - Rose (matte)
 - Snow (matte)
 - Clear turquoise (matte)
 - River (matte)
 - Limestone (matte)
 - Lemon (matte)
 - Aqua (matte)
 - Sea (matte)
 - Brass (matte)

- RING:**
- Black (matte)

727350 **ASPEN S17A** LED LED 16,6W 1350lm 2700K CRI≥90 230V DIM PHASE-CUT
 727351 **ASPEN S17B** LED

727320 **ASPEN S17A** (E27) LED 15W (E27) / Fluo. max. 30W (E27)
 727321 **ASPEN S17B** (E27)

727352 **ASPEN S40** LED LED 24,4W 3605lm 700mA 2700K CRI≥90 110-230V DIM PUSH/1-10V

727353 **ASPEN S40** (E14) LED 2 x 6W (E14) / Fluo. 2 x max. 8W (E14)

B.lux

Bowee

by
Werner Aisslinger

**Decorative
lighting**

Suspension
lamps

LED suspension lamp made with half-sphere shades, available as vertical (S) or horizontal (SH). Bowee S is available with either one shade (S1) or two shades (S2). Bowee SH comes with four shades (SH4) or six shades (SH6). All light sources can be positioned on the horizontal axis and give diffused light. Available in metallic English bronze, matte turquoise and matte beige.

Luminaria LED de suspensión formada por pantallas de forma semiesférica, disponible en versión vertical (S) y horizontal (SH). Bowee S está disponible con una única pantalla (S1) y con dos pantallas (S2). Bowee SH se comercializa con cuatro pantallas (SH4) y con seis pantallas (SH6). Todas las fuentes de luz son orientables en su eje horizontal y emiten luz difusa. Disponible en acabado bronce inglés metalizado, turquesa mate, y beige mate.

LED-Hängeleuchte bestehend aus halbkugelförmigen Schirmen, verfügbar in vertikaler (S) und horizontaler (SH) Ausführung. Bowee S ist verfügbar mit einem einzigen Schirm (S1) oder mit zwei Schirmen (S2). Bowee SH wird mit vier Schirmen (SH4) oder mit sechs Schirmen (SH6) angeboten. Alle Lichtquellen können auf ihrer horizontalen Ebene ausgerichtet werden und geben Streulicht aus. Verfügbar in einer metallic Englisch Bronze, matt türkisfarbenen und matt beigefarbenen Ausführung.

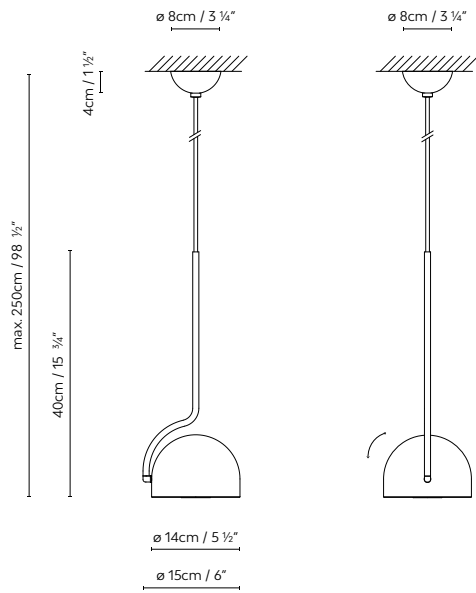


Bowee

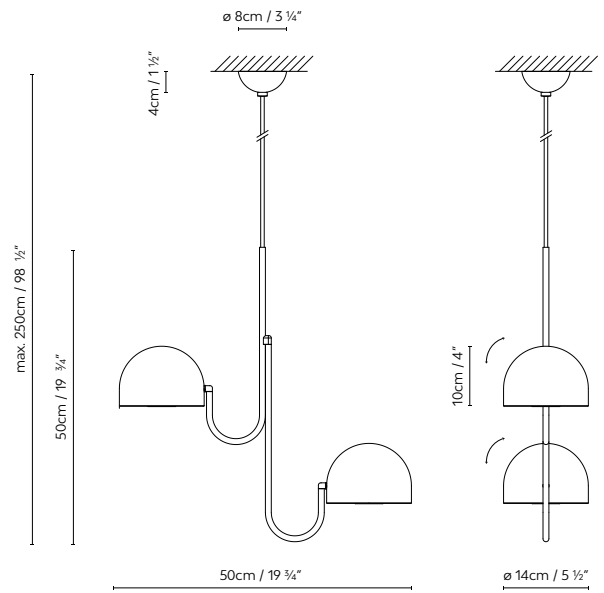




BOWEE S1



BOWEE S2



● Beige (matte)
 ● Clear turquoise (matte)
 ● Metallic English bronze

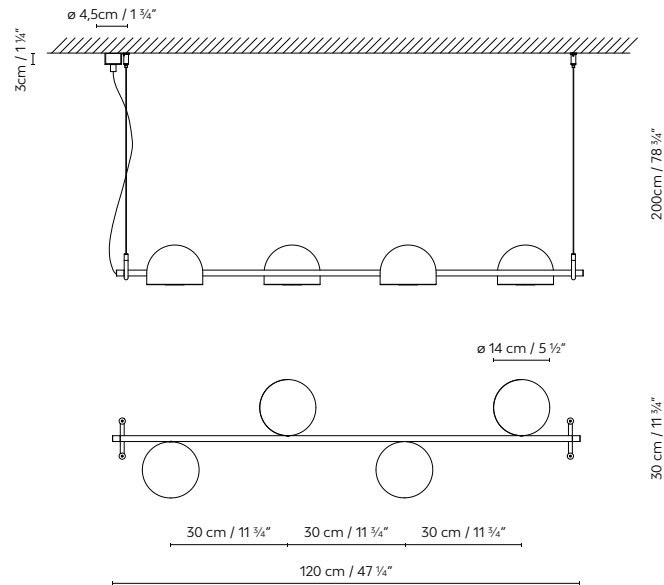
758300 **BOWEE S1 BEIGE**
 758301 **BOWEE S1 CLEAR TURQUOISE** LED 6,4W 760lm 350mA 3000K CRI≥90
 758302 **BOWEE S1 METALLIC ENGLISH BRONZE**

758320 **BOWEE S2 BEIGE**
 758321 **BOWEE S2 CLEAR TURQUOISE** LED 2 x 6,4W 1520lm 350mA 3000K CRI≥90
 758322 **BOWEE S2 METALLIC ENGLISH BRONZE**

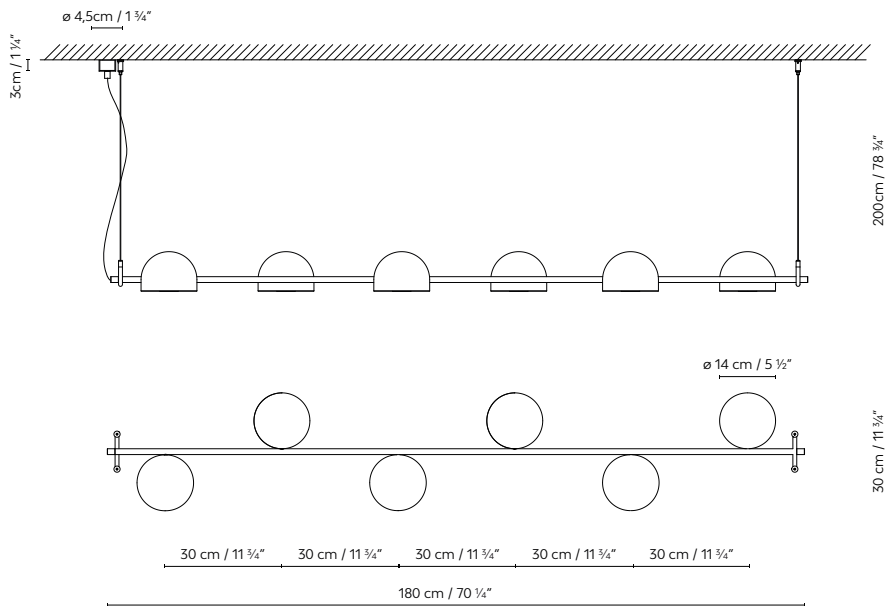
Bowee



BOWEE SH4



BOWEE SH6



- Beige (matte)
- Clear turquoise (matte)
- Metallic English bronze

758350	BOWEE SH4 BEIGE	
758351	BOWEE SH4 CLEAR TURQUOISE	LED 4 x 6,4W 3040lm 350mA 3000K CRI≥90
758352	BOWEE SH4 METALLIC ENGLISH BRONZE	

758360	BOWEE SH6 BEIGE	
758361	BOWEE SH6 CLEAR TURQUOISE	LED 6 x 6,4W 4560lm 350mA 3000K CRI≥90
758362	BOWEE SH6 METALLIC ENGLISH BRONZE	

B.lux

Castle

by
Stone Designs

**Decorative
lighting**

Suspension
lamps

Round aluminum LED suspension lamp with a highly uniform opal white PMMA diffuser. It allows multiple configurations with a single connection. Finishes: textured matte white, textured matte black and natural oak. Direct light with a soft indirect light effect. Available in three sizes. Dimmer.

Luminaria LED de suspensión fabricada en aluminio, con cuerpo circular y difusor de PMMA blanco opal de alta uniformidad. Permite múltiples composiciones con una única acometida. Acabados: blanco mate texturado, negro mate texturado, y roble natural. Luz directa, con un suave efecto de luz indirecta. Disponible en tres tamaños. Dimmer.

LED-Hängeleuchte aus Aluminium mit rundem Körper und PMMA-Difusor in weißlich opaler Farbe mit hoher Gleichförmigkeit. Erlaubt eine Vielzahl an Kompositionen mit einem Stromanschluss. Ausführungen: mattes, strukturiertes Weiß, mattes, strukturiertes Schwarz und naturbelassene Eiche. Direktes Licht mit weichen indirekten Lichteffekten. In drei Größen verfügbar. Dimmer.

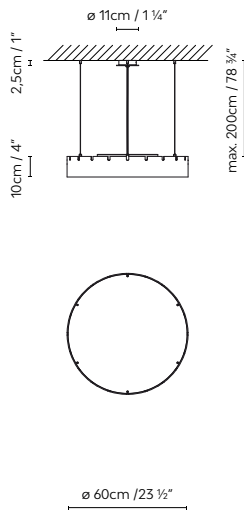


Castle

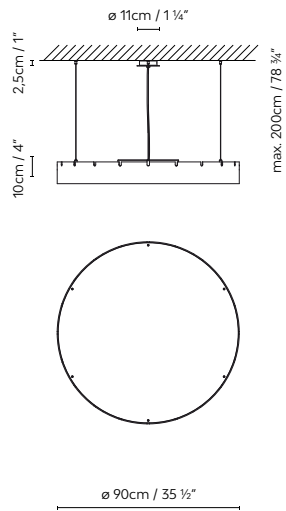




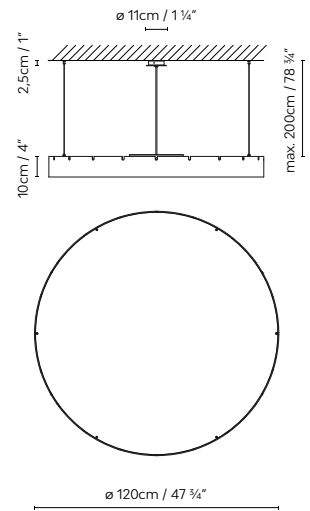
CASTLE S60



CASTLE S90



CASTLE S120



○ White (matte) ● Black (matte) ● Natural Oak

737311 **CASTLE S60** WHITE
 737312 **CASTLE S60** BLACK LED 17,4W 3416lm 150mA 3000K CRI≥90 230V DIM PUSH/DALI
 737313 **CASTLE S60** OAK

737331 **CASTLE S90** WHITE
 737332 **CASTLE S90** BLACK LED 41W 7960lm 350mA 3000K CRI≥90 230V DIM PUSH/DALI
 737333 **CASTLE S90** OAK

737351 **CASTLE S120** WHITE
 737352 **CASTLE S120** BLACK LED 19,5W 3664lm 225mA + LED 41W 7960lm 350mA 3000K CRI≥90 230V DIM PUSH/DALI
 737353 **CASTLE S120** OAK



B.lux

C_Ball

by
Stone Designs

**Decorative
lighting**

Suspension
lamps

Suspension lamp consisting of one (S1) or two (S2) opal glass spheres. Its metal components are available in two finishes: satin brass or matte black.

Luminaria de suspensión formada por una esfera de vidrio opal (S1) o dos (S2). Sus partes metálicas están disponibles en dos acabados: latón satinado, o negro mate.

Hängeleuchte mit einer Opalglasskugel (S1) oder mit zwei Opalglasskugeln (S2). Die Metallteile sind in den Ausführungen Messing satiniert oder Schwarz matt.

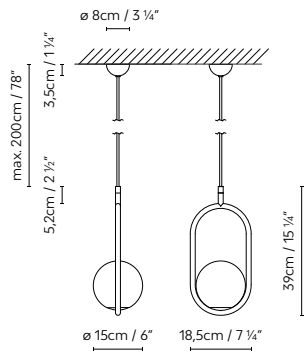


C_Ball

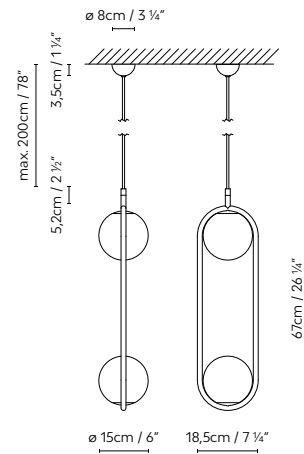




C_BALL S1



C_BALL S2



Brass (satin)



Black (matte)

748310 **C_BALL S1** BRASS LED 6W (E14) / Fluo. max. 12W (E14)
 748315 **C_BALL S1** BLACK

748320 **C_BALL S2** BRASS LED 2 x 6W (E14) / Fluo. max. 2x 12W (E14)
 748325 **C_BALL S2** BLACK



REQUEST



C_BALL F p. 130



C_BALL T p. 148



C_BALL W p. 210



C_BALL SYSTEM p. 238

B.lux

Centra / Minicentra

by
David Abad

Decorative
lighting

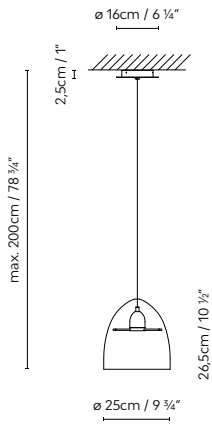
Suspension
lamps

Suspension lamp with a metallic structure and blown glass shade. Transparent shade, matte black structure and black textile cable. Available in two sizes (Centra and Minicentra) and with one shade (S1) or two shades (S2).

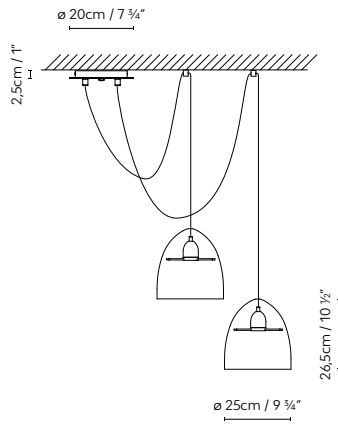
Luminarias de suspensión de estructura metálica y pantalla de cristal soplado. Pantalla transparente, estructura negra mate y cable textil negro. Disponible en dos tamaños (Centra y Minicentra), y con una pantalla (S1) o con dos (S2).

Hängeleuchte mit Metallstruktur und Schirm aus geblasenem Glas. Transparenter Schirm, mattschwarze Struktur und schwarzes Textilkabel. Verfügbar in zwei Größen (Centra und Minicentra) und mit einem Schirm (S1) oder mit zwei Schirmen (S2).

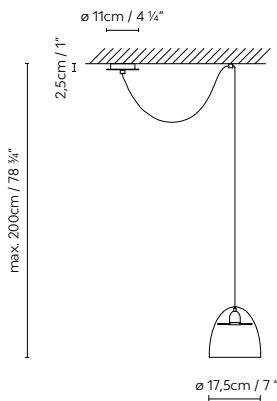
CENTRA S1



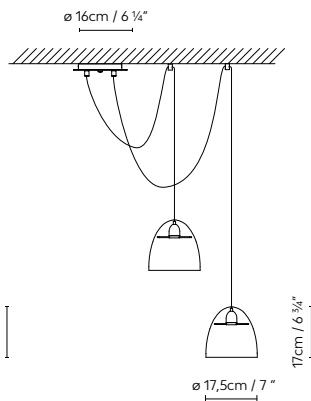
CENTRA S2



MINICENTRA S1



MINICENTRA S2



● ● Transparent-Black

711374
711379

CENTRA S1 LED TRANSPARENT-BLACK
CENTRA S2 LED TRANSPARENT-BLACK

LED 9W 1100lm 500mA 2700K CRI≥90 110-230V
LED 2 x 9W 1100lm 500mA 2700K CRI≥90 110-230V

711384
711393

MINICENTRA S1 LED TRANSPARENT-BLACK
MINICENTRA S2 LED TRANSPARENT-BLACK

LED 6,3W 570lm 350mA 2700K CRI≥90 230V
LED 2 x 6,3W 1140lm 350mA 2700K CRI≥90 230V



B.lux

Clon

by
Miguel Ángel Ciganda

**Decorative
lighting**

Suspension
lamps

Individual suspension lamps with an opal white PMMA diffuser. Direct and indirect light. It allows for multiple configurations.

Luminaria de suspensión individual, con difusor de PMMA opal blanco. Luz directa e indirecta. Permite realizar composiciones modulares.

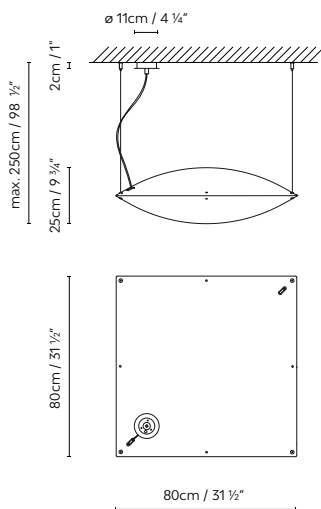
Einzelne Hängeleuchte mit Diffusor aus opalweißem PMMA. Direkte und indirekte Beleuchtung. Lässt sich modulweise kombinieren.





CLON S LINK

○ Opal white



738310

CLON S LINK

LED opal 4 x max. 14W (E27) /
Fluo. 4 x max. 24W (E27)



REQUEST

B.lux

Cone Light

by
Werner Aisslinger

**Decorative
lighting**

Suspension
lamps

Vitrified translucent porcelain suspension lamp. Single or double versions. Available in texturized matte white with brass fittings. A soft glow around it, and direct light below.

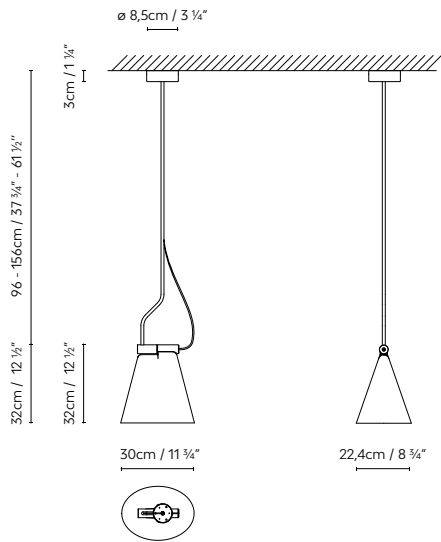
Luminaria de suspensión individual o doble, de porcelana traslúcida vitrificada. Disponible en acabado blanco mate texturado, con herrajes de latón. Luz tenue en su entorno, y luz directa inferior.

Einzel- oder Doppel-Hängeleuchte aus lichtdurchlässiger, glasierter Porzellan. Erhältlich in Weiß matt texturiert mit Messingbeschlügen. Gedämpfte Ausleuchtung der Umgebung, direktes Licht nach unten.

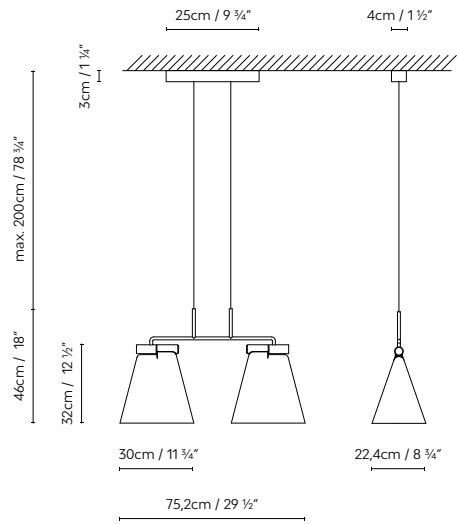




CONE LIGHT S1



CONE LIGHT S2



○ ● White (matte) / Brass

739313 **CONE LIGHT S1 BRASS** LED 15W (E27) / Flu. max. 30W (E27)

739314 **CONE LIGHT S2 BRASS** LED 2 x 15W (E27) / Flu. 2 x max. 30W (E27)

B.lux

Ginkgo

by
e27, Tim Brauns

Decorative
lighting

Suspension
lamps

Suspension lamp featuring organic forms, available in two sizes (S40 and S50). Aluminum shade, available in matte brown, matte pink and matte blue, all with a pearl white interior. Also available with the shade in different RAL colors. Textile black cable. Direct and indirect light.

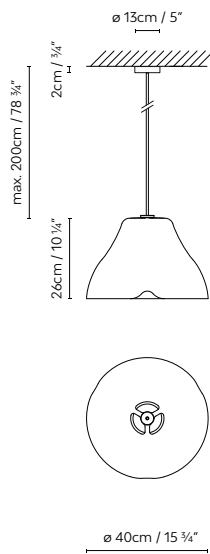
Luminaria de suspensión de formas orgánicas disponible en dos formatos (S40 y S50). La pantalla es de aluminio y está disponible en acabado marrón mate, rosa mate y azul mate, todos con interior blanco perla. Disponible también con pantalla en diferentes acabados RAL. Cable textil negro. Luz directa e indirecta.

Hängeleuchte mit organischen Formen, verfügbar in zwei Formaten (S40 und S50). Aluminiumschirm, verfügbar in den Ausführungen Mattbraun, Mattrosa und Mattblau, Innenseite jeweils Perlweiß. Auch verfügbar mit einem Schirm in verschiedenen RAL Ausfertigungen. Schwarzes Textilekabel. Direktes und indirektes Licht.

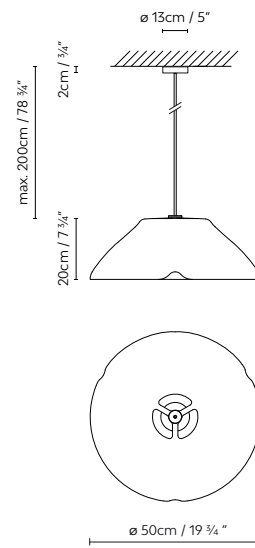




GINKGO S40



GINKGO S50



● Brown (matte) ● Pink (matte) ● Blue (matte)

● RAL 7037 (matte) ● RAL 1034 (matte) ● RAL 4004 (matte) ● RAL 3015 (matte)
 ○ RAL 9003 (matte) ● RAL 6034 (matte) ● RAL 5017 (matte) ● RAL 7035 (matte)
 ● RAL 1018 (matte) ● RAL 5024 (matte) ● RAL 5012 (matte)

740316 **GINKGO S40** LED 15W (E27) / Flu. max. 23W (E27)

740326 **GINKGO S50** LED 15W (E27) / Flu. max. 23W (E27)



B.lux

Globe

by
Jan Van Lierde

**Decorative
lighting**

Suspension
lamps

Suspension lamp produced in two covers
murano opal white glass. Finishes in
matte white.

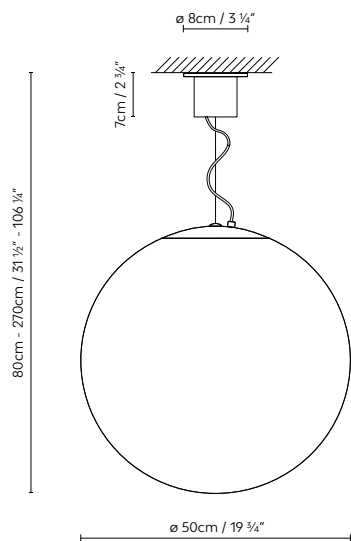
Luminaria de suspensión realizada en
vidrio bicapa de Murano opal blanco,
con acabados en blanco mate.

Hängeleuchte aus Muranoglas Opalweiß,
in zwei Schichten, matt weiß.





GLOBE



○ Opal White

639300

GLOBE

LED 13W (E27) / Flu. 23W (E27)



REQUEST

B.lux

HLF

by
Héctor Fernández

**Decorative
lighting**

Suspension
lamps

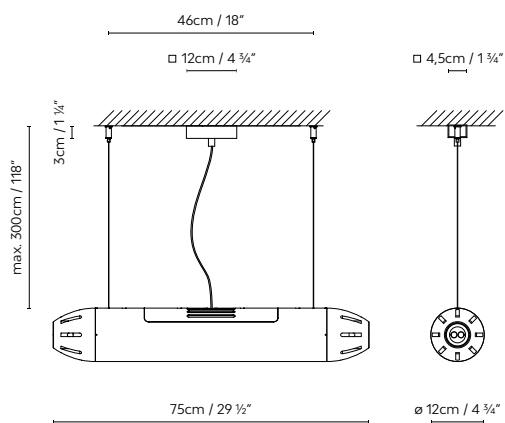
Suspension lamp surface-mounted (S) or recessed (SR), a 24-metre (12m+12m) single length of fibre optic cable, and produced in aluminium with a matte grey finish. Opal white fibre optic solid and matte grey rosette. Inquire about other finishes and fibre optic measurements.

Luminaria de suspensión en superficie (S), o empotrable (SR), con fibra óptica monocuerpo de 24 metros (12m+12m), fabricada en aluminio acabado gris mate. Sólido de fibra óptica blanco opal y florón gris mate. Consultar para otros acabados y medidas de fibra óptica.

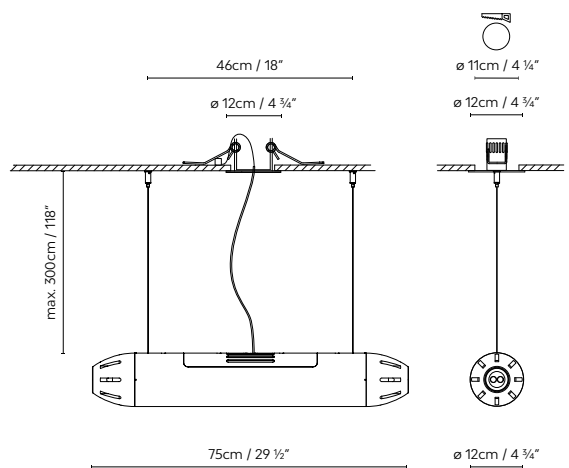
Hängeleuchte, aufbauen montierbar (S) oder zum Einbau in die Decke (SR), mit 24 Meter langer (12m+12m), aus einem Stück gefertigter Lichtleitfaser. Leuchtenkörper aus Aluminium mit matt-grauer Oberfläche. Leuchtenkörper aus opalweißer Lichtleitfaser, matt-grauer Baldachin. Auf Anfrage auch andere Ausführungen und Abmessungen der Lichtleitfaser lieferbar.



HLFS



HLFSR



● Grey (matte)

713305
713315

HLFS LED
HLFSR LED

LED 4 x 3W 720lm 12V 3000K CRI≥90 230V



REQUEST

B.lux

Ilde

by
David Abad

**Decorative
lighting**

Suspension
lamps

Designed
in 1999

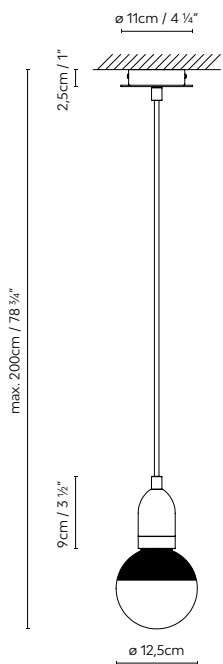
A family of unitary suspension lamps, available in three versions. The Ilde SI features a metallic body and is available in two finishes: matte chrome with a red textile cable; or texturised bronze with a black textile cable. The Ilde Wood S is made of oak, with a brown textile cable.

Familia de luminarias unitarias de suspensión, disponibles en tres versiones. Ilde SI posee un cuerpo metálico, que se comercializa en dos acabados: cromo mate con cable textil rojo, o acabado bronce texturizado con cable textil negro. Ilde Wood S está fabricada en madera de roble natural y tiene un cable textil marrón.


Leuchtenfamilie aus Einzel-Hängeleuchten, erhältlich in drei Ausführungen. Ilde SI verfügt über einen Metallkörper, der in zwei Ausführungen erhältlich ist: verchromt matt mit rotem Textilkabel, oder in Bronze, texturiert, mit schwarzem Textilkabel. Ilde Wood S ist aus Eichenholz gefertigt und wird mit braunem Textilkabel geliefert.





ILDE S1



ILDE WOOD S1



ILDE S1:  Chrome (matte)  Bronze (texturised)

ILDE WOOD S1:  Natural Oak

700351	ILDE S1 CHROME	LED G125 Reflector 6W (E27) DIM PHASE CUT
700354	ILDE S1 BRONZE	LED filament G125 6W 2700K (E27)
700355	ILDE WOOD S1	LED filament G125 6W 2700k (E27)



B.lux

Ilde Max

by
David Abad

**Decorative
lighting**

Suspension
lamps

Designed
in 1999


A family of multiple suspension lamps, available with 7, 13 or 19 points of light. It is available in two versions: the Ilde Max S has a metallic structure and is available in two finishes: matte chrome with a red textile cable, or a texturised bronze finish with a black textile cable. The Ilde Wood Max S is made of oak, and features a brown textile cable.

Familia de luminarias múltiples de suspensión, disponibles con 7, 13 o 19 puntos de luz. Se comercializa en dos versiones: Ilde Max S posee una estructura metálica y está disponible en dos acabados: cromo mate con cable textil rojo, o acabado bronce texturizado o con cable textil negro. Ilde Wood Max S está fabricada en madera de roble natural, y tiene un cable textil marrón.

Modellfamilie mit mehreren Hängeleuchten, verfügbar mit 7, 13 oder 19 Lichtquellen. Zwei Ausführungen sind erhältlich: Ilde S verfügt über eine Metallstruktur und ist in zwei Ausführungen erhältlich: verchromt matt mit rotem Textilkabel, oder in Bronze, texturiert, mit schwarzem Textilkabel. Ilde Wood Max S ist aus Eichenholz gefertigt und wird mit braunem Textilkabel geliefert.

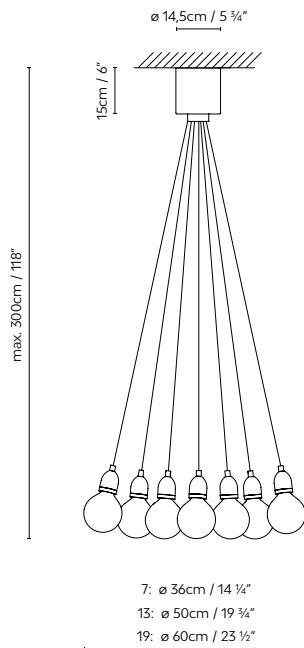





Ildé Max





ILDE MAX / ILDE WOOD MAX



ILDE MAX S:  Chrome (matte)  Bronze (texturised)
ILDE WOOD MAX S:  Natural Oak

700301	ILDE MAX S7 CHROME	LED filament G125 7 x 2W 2700K (E27)
700304	ILDE MAX S7 BRONZE	LED filament G125 7 x 2W 2700K (E27)
700311	ILDE MAX S13 CHROME	LED filament G125 13 x 2W 2700K (E27)
700314	ILDE MAX S13 BRONZE	LED filament G125 13 x 2W 2700K (E27)
700321	ILDE MAX S19 CHROME	LED filament G125 19 x 2W 2700K (E27)
700324	ILDE MAX S19 BRONZE	LED filament G125 19 x 2W 2700K (E27)
700305	ILDE WOOD MAX S7	LED filament G125 7 x 2W 2700K (E27)
700315	ILDE WOOD MAX S13	LED filament G125 13 x 2W 2700K (E27)
700325	ILDE WOOD MAX S19	LED filament G125 19 x 2W 2700K (E27)



REQUEST

B.lux

Ireland

by
Stone Designs

**Decorative
lighting**

Suspension
lamps

Three-colour suspension lamp.

Consists of three light bodies with a ceramic shade. The bodies' heights can be independently adjusted. Finish: earth, stone and sand, all in texturized matte, with shade interiors in satin white. Available in two sizes. Optional monochromatic version.

Luminaria de suspensión tricolor.

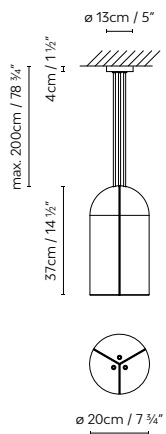
Está formada por tres cuerpos lumínicos con pantalla cerámica, que pueden regularse en altura de forma independiente. Acabado único: tierra, piedra y arena, todos ellos mate texturado, con interior de las pantallas en blanco satinado. Disponible en dos tamaños. Opcional, versión monocolor.

Dreifarbige Hängeleuchte. Besteht aus

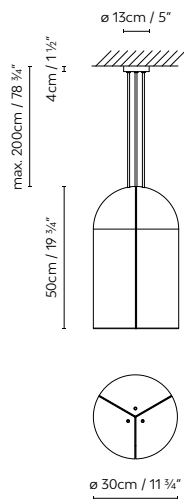
drei individuell höhenverstellbaren Leuchtenkörpern mit Keramikschild. Einzige Ausführung: Erde, Stein und Sand, jeweils matt texturiert, Schirminnenseiten Weiß satiniert. Lieferbar in zwei Größen. Es gibt auf Wunsch eifarbig version.



IRELAND S20



IRELAND S30



● ● ● Earth (matte) / Stone (matte) / Sand (matte)

741311
741312

IRELAND S20
IRELAND S30

LED 3 x 15W (E27) /
Fluo. 3 x max. 30W (E27)



B.lux

Keshi

by
David Abad

**Decorative
lighting**

Suspension
lamps

Suspension lamp crafted in sanded black Markina marble and metallic bar shade, finished in matte black. Available in two sizes. LED light source. Dimmer.

Luminaria de suspensión fabricada en mármol negro de Markina apomazado, y pantalla de varilla metálica, acabada en negro mate. Disponible en dos tamaños. Fuente de luz LED. Dimmer.

Hängeleuchte aus schwarzem Markina-Marmor, mit Bims Ader versetzt, Schirm aus matt-schwarzem Metallgestänge. Lieferbar in zwei Größen. LED-Leuchtmittel. Dimmer.

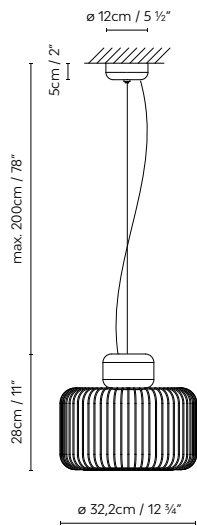


Keshi

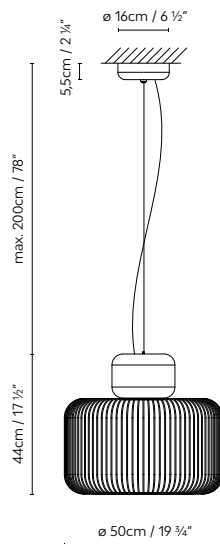




KESHI S30



KESHI S50



● Black (matte)

732351	KESHI S30	LED 9W 1100lm 500mA 2700K CRI≥90 110-230V DIM PUSH / 1-10V
732350	KESHI S50	LED 23,5W 3115lm 700mA 2700K CRI≥90 110-230V DIM PUSH / 1-10V



REQUEST



B.lux

Lite Hole

by
David Abad

**Decorative
lighting**

**Suspension
lamps**

Large suspension lamp consisting of two concentric aluminum hoops that make up a short, circular lighting body. It is manufactured in two large sizes, with diameters of 120 and 90 centimeters, as well as in a 60-cm size. They all feature an acrylic opal diffuser that hides a direct-emitting and dimmable LED light source that is completely glare-free. Lite Hole is available in matte white, matte black, copper and gold.

Luminaria de suspensión compuesta por dos aros de aluminio concéntricos, que forman un cuerpo lumínico circular de altura mínima. Se fabrica en formatos de grandes dimensiones, de 120 y 90 centímetros de diámetro, así como en 60 centímetros. Todos ellos portan un difusor acrílico opal que oculta una fuente de luz LED de emisión directa y regulable, que se caracteriza por una ausencia total de deslumbramiento. Lite Hole está disponible en acabados blanco mate, negro mate, cobre y oro.

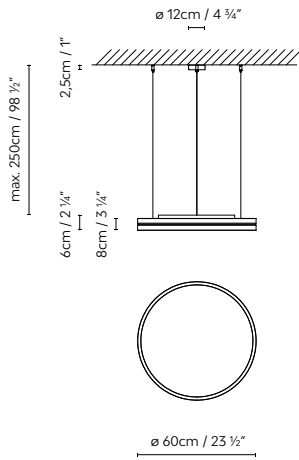
Hängeleuchte, bestehend aus zwei konzentrischen, aufeinander aufsitzenden Aluminiumringen, die einen kreisrunden Leuchtkörper mit minimaler Höhe bilden. Sie wird in zwei großen Formaten hergestellt mit einem Durchmesser von 120 und 90 Zentimetern, sowie einem Durchmesser von 60 Zentimetern. Jede dieser Ausführungen ist mit einem opalweißen Diffusor aus Acrylglas und einer LED-Lichtquelle ausgestattet. So ist jede Blendung ausgeschlossen. Lite Hole ist in den Ausführungen Mattweiß, Mattschwarz, Kupfer- und Goldfarben verfügbar.



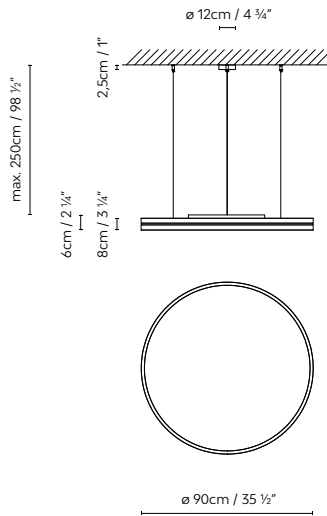
Lite Hole



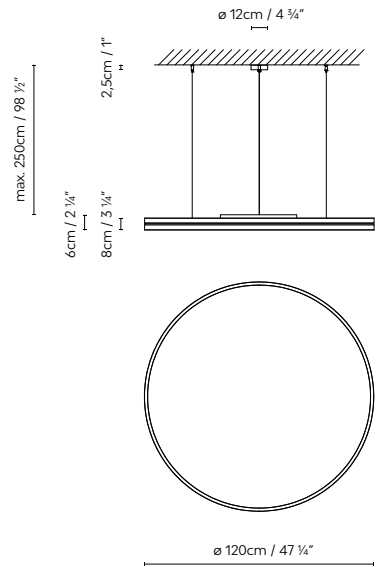
LITE HOLE S60



LITE HOLE S90



LITE HOLE S120



- White (matte) ● Black (matte) ● Gold ● Copper

755311	LITE HOLE S60 WHITE	LED 17,4W 3416lm 150mA 3000K CRI≥90 230V DIM PUSH / DALI
755312	LITE HOLE S60 BLACK	
755313	LITE HOLE S60 GOLD	
755314	LITE HOLE S60 COPPER	
755331	LITE HOLE S90 WHITE	LED 41W 7960lm 350mA 3000K CRI≥90 230V DIM PUSH / DALI
755332	LITE HOLE S90 BLACK	
755333	LITE HOLE S90 GOLD	
755334	LITE HOLE S90 COPPER	
755351	LITE HOLE S120 WHITE	LED 19,5W 3664lm 225mA + LED 41W 7960lm 350mA 3000K CRI≥90 230V DIM PUSH / DALI
755352	LITE HOLE S120 BLACK	
755353	LITE HOLE S120 GOLD	
755354	LITE HOLE S120 COPPER	

B.lux

Lite Square

by
David Abad

**Decorative
lighting**

Suspension
lamps

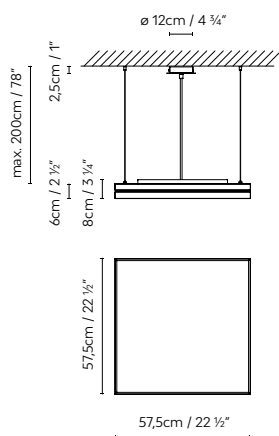
Suspension lamp with diffused and adjustable LED light. Lite Square features two concentric metal profiles that stand out for their tiny size, only 6 cm thick. Made in two square sizes, of 60x60 cm or 110x110 cm, and in a rectangular size of 110x60 cm. They are all available in matte white, matte black, copper and gold. They all have an opal acrylic diffuser.

Luminaria de suspensión de luz LED difusa y regulable. Lite Square se define por sus dos perfiles metálicos concéntricos, que destacan por su escasa altura, de apenas seis centímetros de grosor. Se fabrica en dos formatos cuadrados, de 60x60 y 110x110 centímetros, y también en formato rectangular de 110x60 centímetros. Todos ellos están disponibles en acabados blanco mate, negro mate, cobre y oro. Todas ellas portan un difusor acrílico opal.

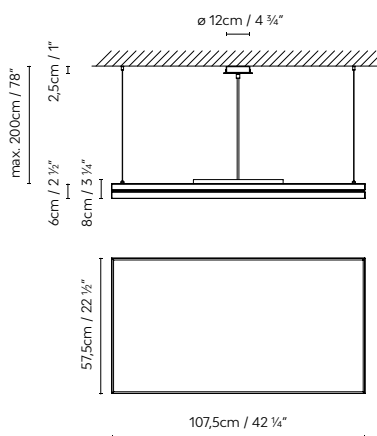
Hängeleuchte mit gestreutem und verstellbarem LED-Licht. Lite Square zeichnet sich aus durch seine beiden konzentrischen Metallprofile, die eine geringe Höhe und eine Dicke von knapp sechs Zentimetern haben. Sie wird in zwei quadratischen Formaten hergestellt, mit 60x60 und 110x110 Zentimetern, sowie in einem rechteckigen Format mit 110x60 Zentimetern. Sie sind in den Ausführungen Mattweiß, Mattschwarz, Kupfer- und Goldfarben verfügbar. Sie tragen alle einen opalfarbenen Diffusor aus Acrylglas.



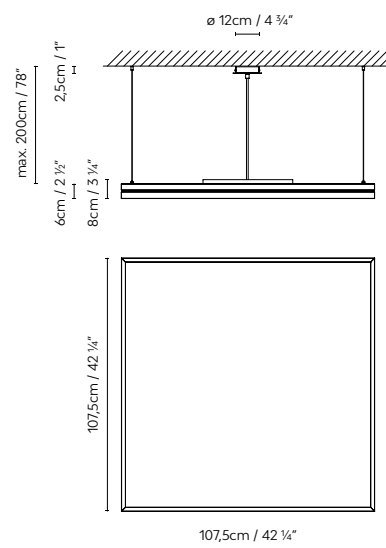
LITE SQUARE S60x60



LITE SQUARE S110x60



LITE SQUARE S110x110



○ White (matte) ● Black (matte) ● Gold ● Copper

754311	LITE SQUARE S60x60 WHITE	LED 28,8W 5360lm 350mA 3000K CRI≥90 230V DIM PUSH/DALI
754312	LITE SQUARE S60x60 BLACK	
754313	LITE SQUARE S60x60 GOLD	
754314	LITE SQUARE S60x60 COPPER	

754331	LITE SQUARE S110x60 WHITE	LED 57,6W 10720lm 350mA 3000K CRI≥90 230V DIM PUSH/DALI
754332	LITE SQUARE S110x60 BLACK	
754333	LITE SQUARE S110x60 GOLD	
754334	LITE SQUARE S110x60 COPPER	

754351	LITE SQUARE S110x110 WHITE	LED 115,2W 21440lm 350mA 3000K CRI≥90 230V DIM PUSH/DALI
754352	LITE SQUARE S110x110 BLACK	
754353	LITE SQUARE S110x110 GOLD	
754354	LITE SQUARE S110x110 COPPER	

B.lux

Micro

by
David Abad


**Decorative
lighting**

Suspension
lamps

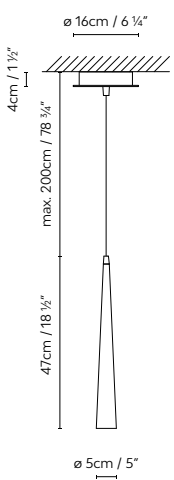
Metal suspension lamp with textured matte black or textured matte white finish. Direct light. Available in three finishes.

Luminaria de suspensión metálica con acabado negro mate texturado o blanco mate texturado. Luz directa. Disponible en tres tamaños.

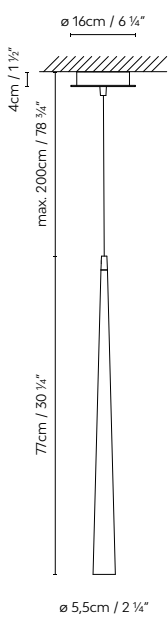
Metallhängeleuchte in den Ausführungen matt Schwarz oder matt Weiß mit Textur. Direkte Beleuchtung. Lieferbar in drei Größen.



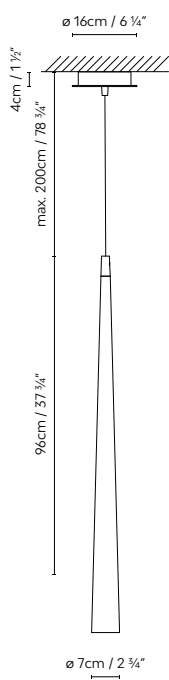
MICRO S50



MICRO S75



MICRO S OVERSIZE



● Black (matte) ○ White (matte)

716300	MICRO S50 BLACK	LED 6,3W 540lm 350mA
716301	MICRO S50 WHITE	2700K CRI≥90 110-230V
716310	MICRO S75 BLACK	LED 8,8W 770lm 250mA
716311	MICRO S75 WHITE	2700K CRI≥90 230V
716320	MICRO S OVERSIZE BLACK	LED 8,8W 770lm 250mA
716321	MICRO S OVERSIZE WHITE	2700K CRI≥90 230V



Misko

by
Stone Designs

**Decorative
lighting**

**Suspension
lamps**

Japanese-inspired single or multiple suspension lamp, all of them created around a disc that houses the light source (E27). This disc is available in a walnut or painted matte black finish, which supports the textured blown-glass diffuser that comes in an opal matte white finish. The single-unit suspension lamps have one glass diffuser and are available in three sizes (S15, S25 and S35).

The multiple-unit lamps allow for different configurations, since the customer can choose to set them up with two glass diffusers (S2 Glass) or three (S3 Glass). Black textile cable.

Luminaria de suspensión unitaria o múltiple, de inspiración japonesa. Todas ellas se crean a partir de un disco que alberga una fuente de luz (E27). Este disco está disponible en acabado de nogal natural o pintado en negro mate, y da soporte al difusor de vidrio soplado texturado, que presenta un acabado blanco mate opal. Las suspensiones unitarias tienen un único difusor de vidrio, y están disponibles en tres tamaños (S15, S25 y S35). Las suspensiones múltiples permiten diferentes composiciones, ya que pueden estar formadas por dos difusores de vidrio (S2 Glass), o tres (S3 Glass), a elección del cliente. Cable textil negro.

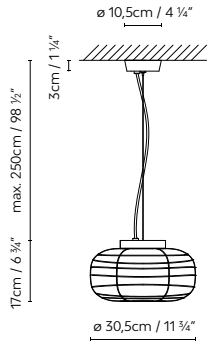
Japanisch inspirierte Einzel- oder Mehrfach-Hängeleuchte. Sie sind sämtlich aus einer Scheibe geschaffen, die eine Lichtquelle (E27) beherbergt. Diese Scheibe ist in Walnussbaum oder in mattschwarz lackiert erhältlich und hält den Diffusor aus geblasenem texturierten Glas, der eine mattweiße Opaloptik aufweist. Die Einzel-Aufhängungen haben einen einzigen Glasdiffusor und sind in drei Größen (S15, S25 und S35) erhältlich. Die Mehrfachaufhängungen ermöglichen unterschiedliche Zusammenstellungen, da sie durch zwei Glasdiffusoren (S2 Glass) oder drei (S3 Glass) nach Wahl des Kunden gebildet werden können. Die Ausführung in Naturholz hat ein knochenfarbiges Textilkabel, während die schwarz lackierte Ausführung ein schwarzes Textilkabel hat.



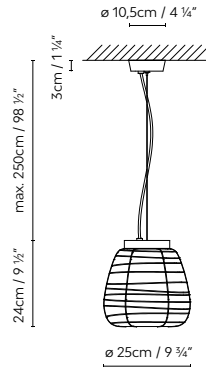
Misko



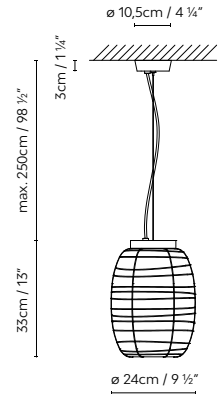
MISKO S15



MISKO S25

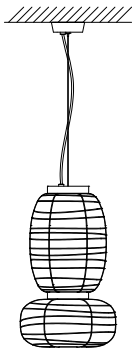


MISKO S35



MISKO S2 GLASS

Example: (S35 Superior + S15 Inferior)



MISKO S3 GLASS

Example: (S25 Superior + S15 Intermediate + S35 Inferior)



* The multiple-suspension lamps allow for different compositions, with two (S2 glass) or three (S3 glass) diffusers, at the customer's discretion.

● Black (matte) ● Natural Walnut

756305	MISKO S15 BLACK	
756306	MISKO S25 BLACK	LED 10W (E27) / Fluo. max. 11W (E27)
756307	MISKO S35 BLACK	
756315	MISKO S15 BLACK SUPERIOR	
756316	MISKO S25 BLACK SUPERIOR	LED 10W (E27) / Fluo. max. 11W (E27)
756317	MISKO S35 BLACK SUPERIOR	
756325	MISKO S15 BLACK INTERMEDIATE	
756326	MISKO S25 BLACK INTERMEDIATE	LED 10W (E27) / Fluo. max. 11W (E27)
756327	MISKO S35 BLACK INTERMEDIATE	
756335	MISKO S15 BLACK INFERIOR	
756336	MISKO S25 BLACK INFERIOR	LED 10W (E27) / Fluo. max. 11W (E27)
756337	MISKO S35 BLACK INFERIOR	

756303	MISKO S15 WALNUT	
756304	MISKO S25 WALNUT	LED 10W (E27) / Fluo. max. 11W (E27)
756308	MISKO S35 WALNUT	
756313	MISKO S15 WALNUT SUPERIOR	
756314	MISKO S25 WALNUT SUPERIOR	LED 10W (E27) / Fluo. max. 11W (E27)
756318	MISKO S35 WALNUT SUPERIOR	
756323	MISKO S15 WALNUT INTERMEDIATE	
756324	MISKO S25 WALNUT INTERMEDIATE	LED 10W (E27) / Fluo. max. 11W (E27)
756328	MISKO S35 WALNUT INTERMEDIATE	
756333	MISKO S15 WALNUT INFERIOR	
756334	MISKO S25 WALNUT INFERIOR	LED 10W (E27) / Fluo. max. 11W (E27)
756338	MISKO S35 WALNUT INFERIOR	

B.lux

Nite

by
Jorge Pensi

**Decorative
lighting**

Suspension
lamps

Designed
in 2000

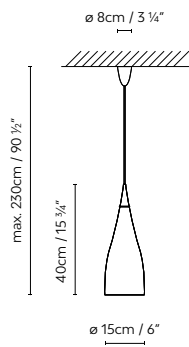
Blown glass suspension lamp. Available with an opaline white shade with a silver textile cable.

Luminaria de suspensión de vidrio soplado. Disponible con pantalla opal blanco con cable textil plata.

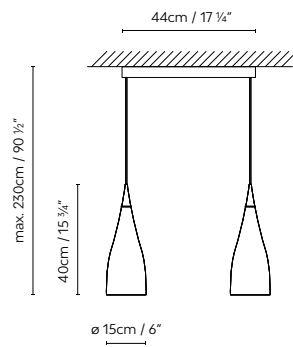
Hängeleuchte aus geblasenem Glas. Verfügbar mit Schirm in opalweißem Glas mit silbernem Textilkabel.



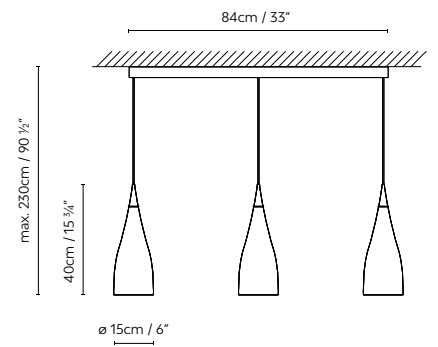
NITE S1



NITE S2



NITE S3



○ Opal white

619300	NITE S1 OPAL	LED 13W (E27) / Fluo. 23W (E27)
619310	NITE SINGLE SUSPENSION	LED 13W (E27) / Fluo. 23W (E27)
619320	NITE TRACK 2E	
619330	NITE TRACK 3E	



REQUEST

B.lux

Overlay

by
e27, Tim Brauns

Decorative
lighting

Suspension
lamps

Blown glass suspension lamp equipped with three detachable conical reflectors, making it possible to adjust the lighting effect as desired. The glass with a cognac-colored finish, is combined with two reflectors in matte beige, copper, grey-beige and yellow. The glass with a grey finish comes with reflectors in beige, dark blue and light blue, all of them matte. Grey textile cable. Available in three sizes.

Luminaria de suspensión de vidrio soplado, dotada de tres reflectores cónicos desmontables, que permiten variar el efecto de luz a gusto del usuario. El vidrio acabado en coñac se combina con reflectores acabados mate beige, cobre, gris-beige y amarillo. El vidrio acabado en gris se comercializa con los reflectores en acabado beige, azul oscuro y azul claro, todo ellos mate. Cable textil gris. Disponible en tres tamaños.

Hängeleuchte aus geblasenem Glas, ausgestattet mit drei konischen, abnehmbaren Reflektoren, die je nach Geschmack des Nutzers verschiedene Lichteffekte ermöglichen. Das cognacfarbene Glas wird mit Reflektoren kombiniert, die ein strukturiertes Mattbeige haben oder farben, grau-beige und gelb sein können. Das graue Glas wird mit Reflektoren angeboten, die eine matte in den Farben Beige, Dunkelblau und Hellblau haben können. Graues Textilkabel. In drei Größen verfügbar.

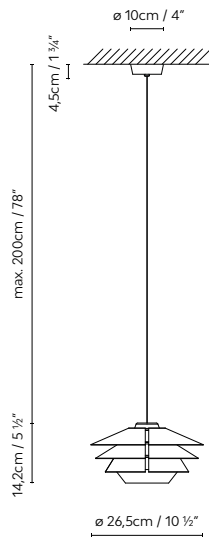


Overlay

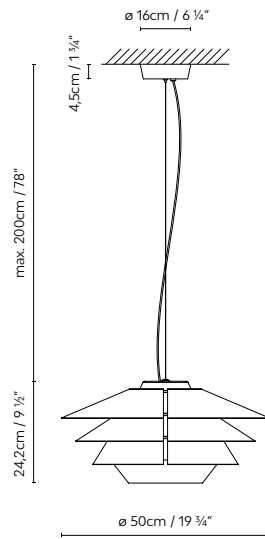




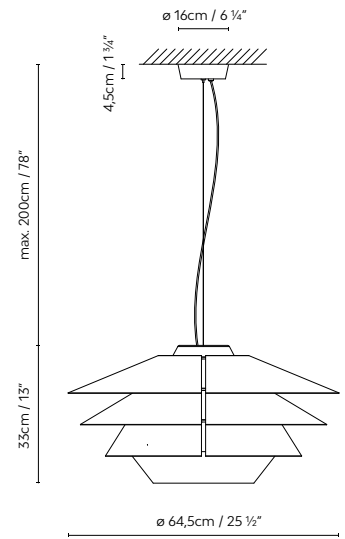
OVERLAY S25



OVERLAY S50



OVERLAY S65



- Cognac glass

 Beige / Copper / Beige (matte)
- Cognac glass

 Yellow / Grey-Beige / Beige (matte)

- Grey glass

 Beige / Beige / Beige (matte)
- Grey glass

 Dark Blue / Light Blue / Beige (matte)

734302	OVERLAY S25 COGNAC GLASS - BEIGE/COPPER/BEIGE	
734303	OVERLAY S25 COGNAC GLASS - YELLOW/GREY-BEIGE/BEIGE	
734304	OVERLAY S25 GREY GLASS - BEIGE/BEIGE/BEIGE	LED 4W (G9)
734305	OVERLAY S25 GREY GLASS - DARK BLUE/LIGHT BLUE/BEIGE	
734312	OVERLAY S50 COGNAC GLASS - BEIGE/COPPER/BEIGE	
734313	OVERLAY S50 COGNAC GLASS - YELLOW/GREY-BEIGE/BEIGE	
734314	OVERLAY S50 GREY GLASS - BEIGE/BEIGE/BEIGE	LED 13W (E27) / Fluo. max. 20W (E27)
734315	OVERLAY S50 GREY GLASS - DARK BLUE/LIGHT BLUE/BEIGE	
734322	OVERLAY S65 COGNAC GLASS - BEIGE/COPPER/BEIGE	
734323	OVERLAY S65 COGNAC GLASS - YELLOW/GREY-BEIGE/BEIGE	
734324	OVERLAY S65 GREY GLASS - BEIGE/BEIGE/BEIGE	LED 13W (E27) / Fluo. max. 20W (E27)
734325	OVERLAY S65 GREY GLASS - DARK BLUE/LIGHT BLUE/BEIGE	

B.lux

Phi

by
David Abad

**Decorative
lighting**

Suspension
lamps

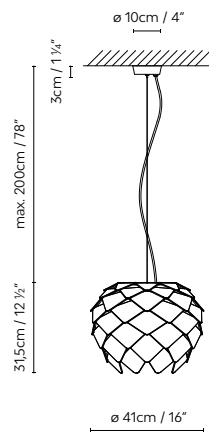
A Scandinavian-inspired suspension lamp with a metallic structure and ABS. Textured matte white finish with textile cable in the same tone. Available in three sizes.

Luminaria de suspensión de inspiración escandinava de estructura metálica y ABS. Acabado blanco mate texturado con cable textil del mismo tono. Disponible en tres tamaños.


Hängeleuchte mit skandinavischem Einschlag, Metallstruktur und ABS. Ausführung matt Weiß texturiert mit gleichfarbigem Textilkabel. Lieferbar in drei Größen.



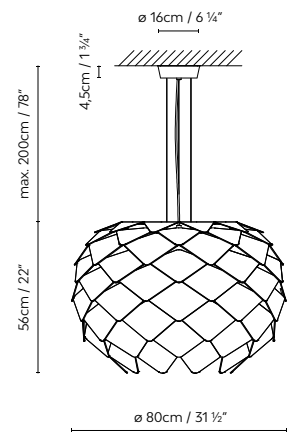
PHI S40



PHI S60



PHI S80-3



○ White (matte)

725340	PHI S40	LED glob. 9W (E27) / Fluo. glob. max. 23W (E27)
725330	PHI S60	LED glob. 16W (E27) / Fluo. glob. max. 23W (E27)
725320	PHI S80-3	LED glob. 3 x 16W (E27) / Fluo. glob. 3 x max. 23W (E27)



REQUEST

B.lux

Quadrat

by
Jorge Pensi

**Decorative
lighting**

Suspension
lamps

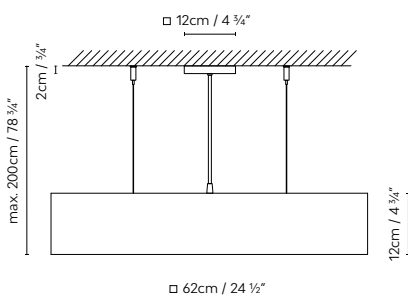
Square or rectangular suspension lamp, crafted in laminated oak. Available in three finishes: matte white, wenge and natural oak. Lower shade made from heat-shrunk film, and upper shade from polycarbonate

Luminaria de suspensión de forma cuadrada fabricada en madera laminada de roble. Disponible en tres acabados: roble natural, wengué y blanco mate. Difusor inferior de film termorretráctil y difusor superior de policarbonato.

Rechteckige oder quadratische Hängeleuchte aus Eichen-Laminat. Erhältlich in drei Ausführungen: Eiche natur, Wengué-Furnier und matt Weiß. Unterer Diffusor aus wärmeschrumpfender Folie, oberer Diffuser aus Polykarbonat.



QUADRAT S60x60



● Natural Oak ○ White ● Wenge

661360
661361
661365

QUADRAT S60x60 LED OAK
QUADRAT S60x60 LED WHITE
QUADRAT S60x60 LED WENGE

LED 5 x 8W 6920lm 350mA 3000K
CRI≥90 230V



REQUEST



B.lux

R2

by
David Abad

**Decorative
lighting**

**Suspension
lamps**

Suspension lamp in aluminum featuring a ring design, with a central cable to hang it. There is a model with flat canopy that allows you to hang the R2 from lower ceilings. Both models have LED spotlight modules that provide direct and uniform lighting. There is a third R2 model with flat canopy and indirect light called up/down. All R2 models are available with the following finishes: matte white, matte black, matte bronze, natural oak and natural walnut. Made in three sizes (S60, S90 and S120).

Luminaria de suspensión de aluminio con forma de anillo circular y cable de suspensión central. Existe una versión con florón (flat canopy) que permite la instalación de R2 en techos de menor altura. Ambas versiones portan módulos de proyectores LED, que proporcionan una iluminación directa y uniforme. Existe una tercera versión de R2 con florón (flat canopy) e iluminación indirecta, llamada up/down. Todas las R2 están disponibles en los siguientes acabados: blanco mate, negro mate, bronce mate, madera de roble natural, o madera de nogal natural. Se fabrica en tres tamaños (S60, S90 y S120).

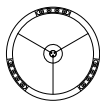
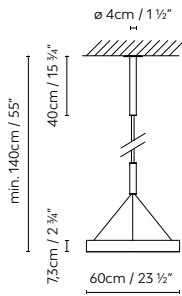
Ringförmige Hängeleuchte aus Aluminium, aufgehängt an einem mittigen Kabel. Verfügbar in einer Version mit Halterung (flat canopy), die eine Installation der R2 an Decken mit geringerer Höhe erlaubt. Beide Versionen verfügen über Modelle mit LED-Projektoren, die ein direktes und gleichmäßiges Licht ausstrahlen. Weiterhin ist eine dritte Version der R2 mit einer Halterung (flat canopy) und indirektem Licht mit der Bezeichnung up/down verfügbar. Alle R2 sind in den folgenden Ausführungen verfügbar: Mattweiß, Mattschwarz, Mattbronze, naturbelassenes Eichenholz oder naturbelassenes Nussbaumholz. Sie wird in drei Größen (S60, S90 und S120) hergestellt.



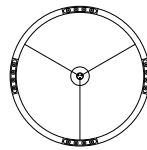
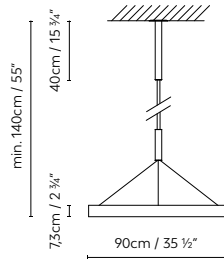
R2



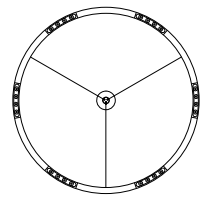
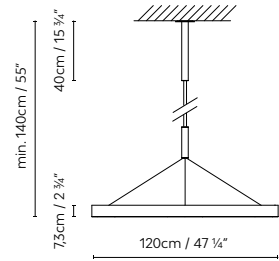
R2 S60



R2 S90



R2 S120



- White (matte) ● Bronze (matte) ● Black (matte) ● Natural Oak ● Natural Walnut

743310	R2 S60 WHITE	
743311	R2 S60 BRONZE	
743312	R2 S60 BLACK	LED 3 x 18W 7879lm 250mA 3000K CRI≥90 230V DIM PUSH/DALI
743313	R2 S60 OAK	
743314	R2 S60 WALNUT	

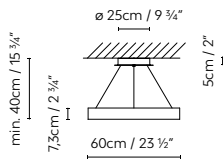
743320	R2 S90 WHITE	
743321	R2 S90 BRONZE	
743322	R2 S90 BLACK	LED 4 x 18W 9755lm 250mA 3000K CRI≥90 230V DIM PUSH/DALI
743323	R2 S90 OAK	
743324	R2 S90 WALNUT	

743330	R2 S120 WHITE	
743331	R2 S120 BRONZE	
743332	R2 S120 BLACK	LED 6 x 17W 13957lm 240mA 3000K CRI≥90 230V DIM PUSH/DALI
743333	R2 S120 OAK	
743334	R2 S120 WALNUT	

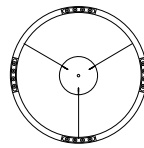
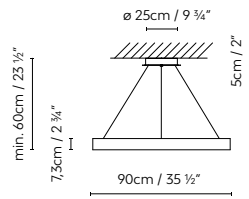
R2



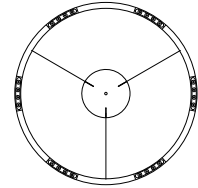
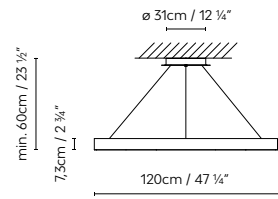
S60 FLAT CANOPY / S60 FLAT CANOPY UP/DOWN



S90 FLAT CANOPY / S90 FLAT CANOPY UP/DOWN



S120 FLAT CANOPY / S120 FLAT CANOPY UP/DOWN



743310F	R2 S60 FLAT CANOPY WHITE	
743311F	R2 S60 FLAT CANOPY BRONZE	
743312F	R2 S60 FLAT CANOPY BLACK	LED 3 x 18W 7879lm 250mA 3000K CRI≥90 230V DIM PUSH/DALI
743313F	R2 S60 FLAT CANOPY OAK	
743314F	R2 S60 FLAT CANOPY WALNUT	
743320F	R2 S90 FLAT CANOPY WHITE	
743321F	R2 S90 FLAT CANOPY BRONZE	
743322F	R2 S90 FLAT CANOPY BLACK	LED 4 x 18W 9755lm 250mA 3000K CRI≥90 230V DIM PUSH/DALI
743323F	R2 S90 FLAT CANOPY OAK	
743324F	R2 S90 FLAT CANOPY WALNUT	
743330F	R2 S120 FLAT CANOPY WHITE	
743331F	R2 S120 FLAT CANOPY BRONZE	
743332F	R2 S120 FLAT CANOPY BLACK	LED 6 x 18W 15758lm 250mA 3000k CRI≥90 230V DIM PUSH/DALI
743333F	R2 S120 FLAT CANOPY OAK	
743334F	R2 S120 FLAT CANOPY WALNUT	
743310FI	R2 S60 FLAT CANOPY UP/DOWN WHITE	
743311FI	R2 S60 FLAT CANOPY UP/DOWN BRONZE	DOWN: LED 3 x 18W 7879lm 250mA 3000K CRI≥90 230V DIM PUSH/DALI
743312FI	R2 S60 FLAT CANOPY UP/DOWN BLACK	UP: LED 3 X 4,5W 1638lm 250mA 3000K CRI≥90 230V DIM PUSH/DALI
743313FI	R2 S60 FLAT CANOPY UP/DOWN OAK	
743314FI	R2 S60 FLAT CANOPY UP/DOWN WALNUT	
743320FI	R2 S90 FLAT CANOPY UP/DOWN WHITE	
743321FI	R2 S90 FLAT CANOPY UP/DOWN BRONZE	DOWN: LED 4 x 18W 9755lm 250mA 3000K CRI≥90 230V DIM PUSH/DALI
743322FI	R2 S90 FLAT CANOPY UP/DOWN BLACK	UP: LED 4 x 4,5W 2184lm 250mA 3000K CRI≥90 230V DIM PUSH/DALI
743323FI	R2 S90 FLAT CANOPY UP/DOWN OAK	
743324FI	R2 S90 FLAT CANOPY UP/DOWN WALNUT	
743330FI	R2 S120 FLAT CANOPY UP/DOWN WHITE	
743331FI	R2 S120 FLAT CANOPY UP/DOWN BRONZE	DOWN: LED 6 x 18W 15758lm 250mA 3000K CRI≥90 230V DIM PUSH/DALI
743332FI	R2 S120 FLAT CANOPY UP/DOWN BLACK	UP: LED 6 x 4,5W 3276lm 250mA 3000K CRI≥90 230V DIM PUSH/DALI
743333FI	R2 S120 FLAT CANOPY UP/DOWN OAK	
743334FI	R2 S120 FLAT CANOPY UP/DOWN WALNUT	

B.lux

Roof

by
David Abad

**Decorative
lighting**

Suspension
lamps

Direct light suspension lamp made of aluminum, with glass available in satin silver anodized, or textured white or matte black finishes. Combinable with various accessories: One casing satin silver reflector, a textured matte white reflective housing, a reflective casing laminated in natural oak wood with interior matte white or a reflective housing laminated in natural wood walnut tree with matte black interior. Dimmer.

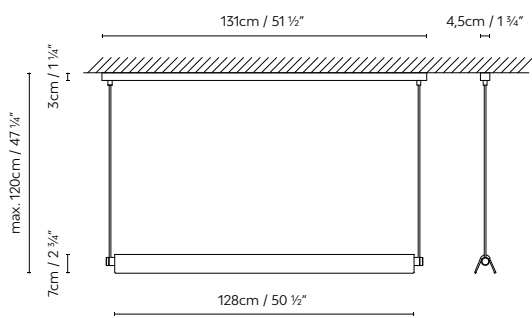
Luminaria de suspensión de luz directa fabricada en aluminio, con vidrio de protección y disponible en acabados anodizado plata satinado, blanco o negro mate texturado. Combinable con varios accesorios: Una carcasa reflectora plata satinado, una carcasa reflectora blanco mate texturado, una carcasa reflectora laminada en madera natural de roble con interior blanco mate o una carcasa reflectora laminada en madera natural de nogal con interior negro mate. Dimmer.

Direkte Lichthängeleuchte aus Aluminium, mit Glas erhältlich in satinsilber eloxierte Oberflächen, oder strukturiertes mattes Schwarz oder weiß. Kombinierbar mit diversem Zubehör: Ein Gehäuse satin Silberreflektor, ein strukturiertes mattweiß reflektierendes Gehäuse, eine reflektierende Schale aus natürlichem Eichenholz mit Innenausstattung mattweiß oder ein reflektierendes Gehäuse aus Naturholz Nussbaum mit mattschwarzem Interieur. Dimmer.

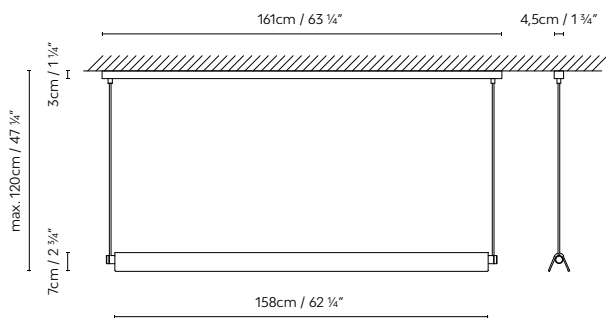




ROOF S130



ROOF S160



ROOF: ● Silver (satin) ○ White (matte) ● Black (matte)

ACCESORIES: Casing: ● Aluminium (satin) ● Natural Oak
○ White (matte) ● Natural Walnut



DESIGN PLUS

847310 **ROOF LED S130 SILVER** LED 21W 2002lm 24V 2700K
847311 **ROOF LED S130 WHITE** CRI≥90 230V DIM PUSH/DALI
847312 **ROOF LED S130 BLACK**

847905 **ROOF S130 ACCESSORY: CASING ALUMINIUM**
847903 **ROOF S130 ACCESSORY: CASING WHITE**
847910 **ROOF S130 ACCESSORY: CASING OAK**
847911 **ROOF S130 ACCESSORY: CASING WALNUT**

847360 **ROOF LED S160 SILVER** LED 27W 2548lm 24V 2700K
847361 **ROOF LED S160 WHITE** CRI≥90 230V DIM PUSH/DALI
847362 **ROOF LED S160 BLACK**

847955 **ROOF S160 ACCESSORY: CASING ALUMINIUM**
847953 **ROOF S160 ACCESSORY: CASING WHITE**
847960 **ROOF S160 ACCESSORY: CASING OAK**
847961 **ROOF S160 ACCESSORY: CASING WALNUT**



REQUEST

B.lux

Royal

by
David Abad

**Decorative
lighting**

Suspension
lamps

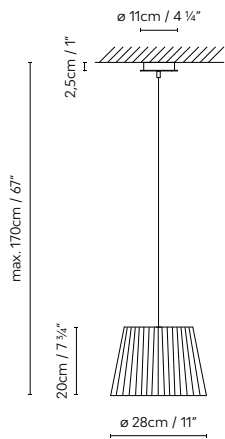
Suspension lamp with a pleated fabric shade. Available in two versions: Black shade with a textile black cable, or beige shade with a textile brown cable. Available in three sizes.

Luminaria de suspensión con pantalla de tela plisada. Disponible en dos versiones: Pantalla negra con cable textil negro, o pantalla beige con cable textil marrón. Se comercializa en tres tamaños.

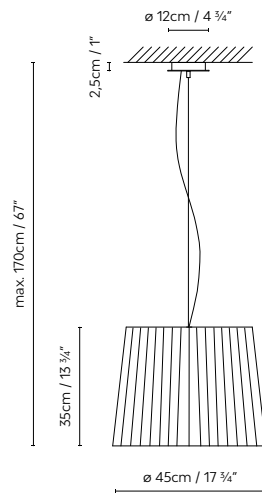
Hängeleuchte mit Schirm aus plissiertem Stoff. Verfügbar in zwei Ausführungen: schwarzer Schirm und schwarzes Textilkabel oder beiger Schirm und braunes Textilkabel. Wird in drei verschiedenen Größen angeboten.



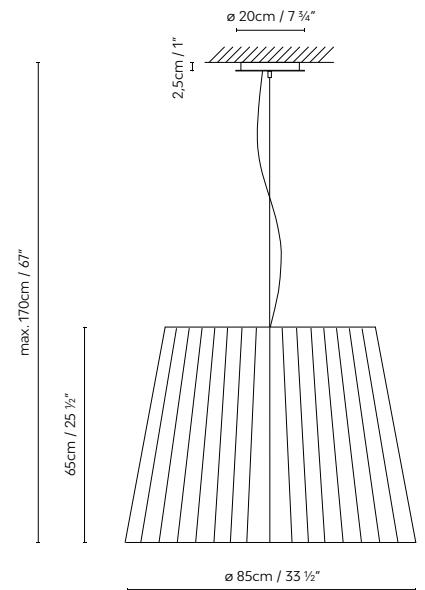
ROYAL S28



ROYAL S45



ROYAL S OVERSIZE



● Black ● Beige

704300	ROYAL S28 BLACK	LED 12W (E27) / Fluo. max. 23W (E27)
704301	ROYAL S28 BEIGE	
704310	ROYAL S45 BLACK	LED 2 x 12W (E27) / Fluo. 2 x max. 23W (E27)
704311	ROYAL S45 BEIGE	
704320	ROYAL S OVERSIZE BLACK	LED 4 x 12W (E27) / Fluo. 4 x max. 23W (E27)
704321	ROYAL S OVERSIZE BEIGE	

B.lux

Scout

by
Stone Designs

**Decorative
lighting**

Suspension
lamps

Adjustable suspension lamp with a metal structure and opaline glass diffuser. Available in beige, red and grey with a shade colored textile cable, plus a palette of RAL colors with a textile black cable, all of them with a textured matte finish and textured matte white on the inside. Available in two sizes.

Luminaria de suspensión orientable, de estructura metálica y difusor de vidrio opalino. Disponible en beige, rojo y gris con cable textil del color de la pantalla, a los que se suman una paleta de acabados RAL con cable textil negro, todos ellos en acabado mate texturado, con interior blanco mate texturado. Disponible en dos tamaños.

Ausrichtbare Hängeleuchte mit Metallstruktur und opalfarbenem Glasdiffusor. Verfügbar in Beige, Rot und Grau mit Schirmfarbe es Textilkabel, zu denen RAL-Ausführungen hinzukommen mit Schwarzes Textilkabel. Sie alle haben eine matte Strukturierung und eine mattweiße Strukturierung auf der Innenseite. In zwei Größen verfügbar.

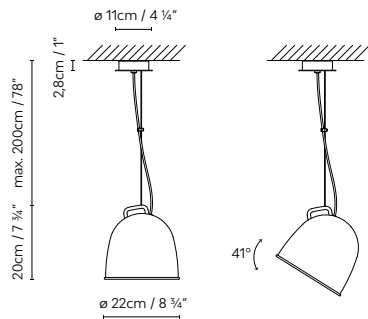


Scout

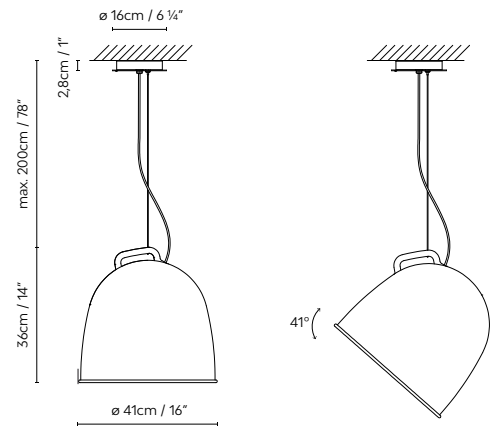




SCOUT S22



SCOUT S40



● Beige (matte) ● Red (matte) ● Grey (matte)

○ RAL 9003 (matte) ● RAL 1034 (matte) ● RAL 4004 (matte) ● RAL 3015 (matte)
 ● RAL 1018 (matte) ● RAL 6034 (matte) ● RAL 5017 (matte) ● RAL 7035 (matte)
 ● RAL 7037 (matte) ● RAL 5024 (matte) ● RAL 5012 (matte)

726360	SCOUT S22 LED BEIGE	LED 16,6W 1350lm 2700K CRI≥90 230V DIM PHASE-CUT
726361	SCOUT S22 LED RED	
726362	SCOUT S22 LED GREY	
726363	SCOUT S22 LED+	
726350	SCOUT S22 (E14) BEIGE	LED 2 x 6W (E14) / Flu. 2 x max. 5W (E14)
726351	SCOUT S22 (E14) RED	
726352	SCOUT S22 (E14) GREY	
726353	SCOUT S22 (E14)+	
726310	SCOUT S40 LED BEIGE	LED 16,6W 1350lm 2700K CRI≥90 230V DIM PHASE-CUT
726311	SCOUT S40 LED RED	
726312	SCOUT S40 LED GREY	
726313	SCOUT S40 LED+	
726300	SCOUT S40 (E27) BEIGE	LED 2 x max.15W (E27) / Flu. 2 x max. 23W (E27)
726301	SCOUT S40 (E27) RED	
726302	SCOUT S40 (E27) GREY	
726303	SCOUT S22 (E27)+	

B.lux

Skin

by
AIA Salazar-Navarro

**Decorative
lighting**

Suspension
lamps

Suspension lamp (S) made out of opal white polymethacrylate, coated in a stainless steel, cylindrical metal mesh, lacquered in steel or satin bronze finishes. Plug-in version available with a connector (SC), with 2.5 m of cable.

Luminaria de suspensión realizada en polimetacrilato blanco opal, recubierto por una malla metálica cilíndrica de acero inox, lacada en acabados acero o bronce satinado. Dispone de otra versión enchufable con clavija (SC), con un largo de cable de 2,5 m.

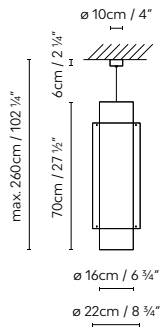
Hängeleuchte (S) aus Polyacrylglas in opal-weiß, überzogen mit einem zylinderförmigen Metallnetz aus Inox-Stahl, lackiert in den Ausführungen Stahl oder Bronze satiniert. Verfügt über eine weitere Ausführung mit SC-Stecker. Kabellänge: 2,5 m.



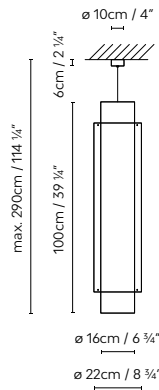
Skin



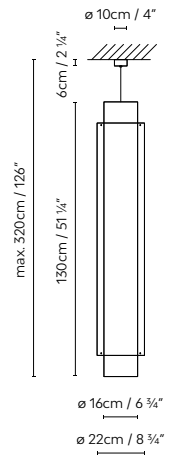
SKIN S70



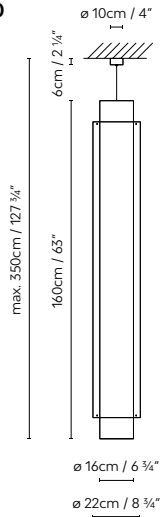
SKIN S100



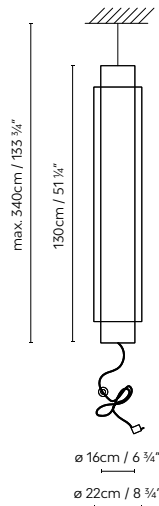
SKIN S130



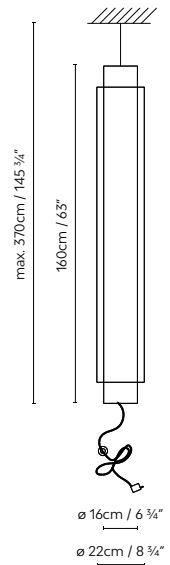
SKIN S160



SKIN SC130



SKIN SC160



● Steel ● Bronze (satin)

654312	SKIN S70 LED STEEL	LED 2 x 20,5W 7080lm 450mA 3000K CRI≥90 230V
654316	SKIN S70 LED BRONZE	
654322	SKIN S100 LED STEEL	LED 2 x 30,5W 10650lm 450mA 3000K CRI≥90 230V
654326	SKIN S100 LED BRONZE	
654332	SKIN S130 LED STEEL	LED 2 x 40,5W 14224lm 450mA 3000K CRI≥90 230V
654336	SKIN S130 LED BRONZE	
654342	SKIN S160 LED STEEL	LED 2 x 51W 17760lm 450mA 3000K CRI≥90 230V
654346	SKIN S160 LED BRONZE	
654337	SKIN SC130 LED STEEL	LED 2 x 40,5W 14224lm 450mA 3000K CRI≥90 230V
654338	SKIN SC130 LED BRONZE	
654347	SKIN SC160 LED STEEL	LED 2 x 51W 17760lm 450mA 3000K CRI≥90 230V
654348	SKIN SC160 LED BRONZE	



REQUEST

Speers

by
David Abad

**Decorative
lighting**

**Suspension
lamps**

Suspension lamp system available with different sizes of shade. The S shade is made in copper or brass and available in solid copper or brass finishes, both with a shiny exterior and a satin interior. It is also sold in a textured matte black or white exterior, combined with a shade interior in satin brass or copper. M and L shades are made in aluminium and available in solid textured white or matte black. The Speers single fixture lamps are available in a surface version (S1) or in a recessed version (SR1). The multiple fixture lamps (S2, S3, S4, S5 and S6) are only sold in a surface version and the flat canopies are always white or black. Speers lamps are equipped with a high-luminance LED light source. They include a glass lens that focuses the light and enhances its luminous efficiency. There is an optional opal diffuser providing general diffused lighting.

Sistema de luminarias de suspensión disponible con varios formatos de pantalla. La pantalla S está fabricada en cobre o latón y está disponible en acabados monocolor cobre o latón, ambos con el exterior acabado brillo y el interior satinado. También se comercializa con el exterior blanco o negro mate texturado, combinados con interior de pantalla cobre o latón satinados. Las pantallas M y L están fabricadas en aluminio y están disponibles en acabados monocolor blanco y negro mate texturados. Las suspensiones unitarias de Speers están disponibles en versión superficie (S1) y en versión empotrada (SR1). Las versiones múltiples (S2, S3, S4, S5 y S6) solo se comercializan en versión de superficie y los florones son siempre blancos o negros. Las luminarias Speers están equipadas con una fuente de luz LED de alta luminancia. Incluyen una lente de vidrio que concentra la luz y aporta un mayor rendimiento lumínico. Opcional, difusor opal que proporciona una iluminación general difusa.

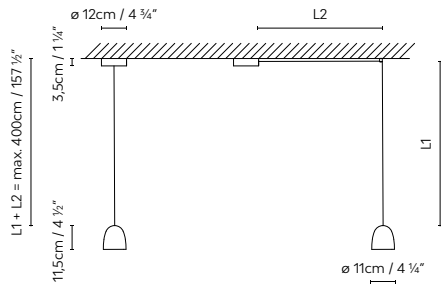
Hängeleuchtersystem, verfügbar mit Schirmen mit verschiedenen Formaten. Der Schirm S wird aus Kupfer oder Messing hergestellt und ist in einfarbigen Ausführungen in Kupfer oder Messing verfügbar, beide sind außen glänzend und innen satiniert. Sie werden auch mit einer weißen oder schwarzen matten Strukturierung auf der Außenseite angeboten, kombiniert mit einer kupfer- oder messingfarbenen satinierten Innenseite. Die Schirme M und L sind aus Aluminium hergestellt und sind in Ausführungen mit einer einfarbigen mattweißen oder mattschwarzen Strukturierung verfügbar. Die Halterungen der Hängeleuchte Speers sind verfügbar als aufmontierte Ausführung (S1) und als Einbauversion (SR1). Die Ausführungen mit mehreren Elementen (S2, S3, S4, S5 und S6) werden nur in aufmontierter Ausführung angeboten und die Halterungen sind immer weiß oder schwarz. Die Speers-Leuchten sind mit einer LED-Lichtquelle mit hoher Leuchtkraft ausgestattet. Sie umfassen eine Glaslinse, die das Licht konzentriert und eine höhere Leuchtkraft ermöglicht. Optional ist ein opalfarbener Diffusor verfügbar, der ein allgemeines Streulicht ausgibt.



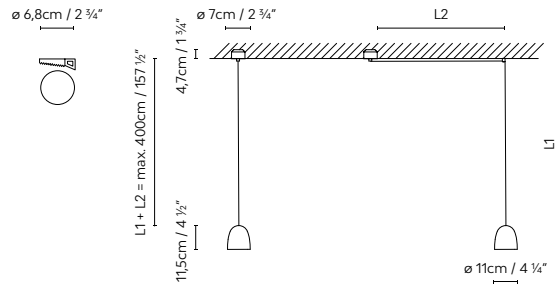
Speers



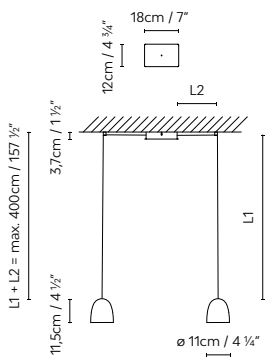
SPEERS S1



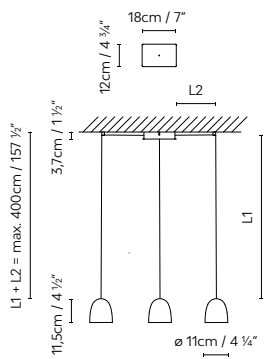
SPEERS SR1



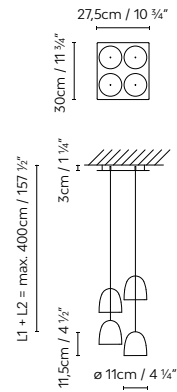
SPEERS S2



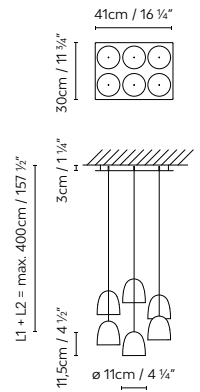
SPEERS S3



SPEERS S4



SPEERS S6



- Copper (shiny) / copper (satin)
- Brass (shiny) / brass (satin)

- White (matte) / copper (satin)
- White (matte) / brass (satin)

- Black (matte) / copper (satin)
- Black (matte) / brass (satin)

729300	SPEERS S1 COPPER-COPPER	
729305	SPEERS S1 BRASS-BRASS	
729302	SPEERS S1 BLACK-COPPER	LED 9W 1100lm 500mA
729307	SPEERS S1 BLACK-BRASS	2700K CRI≥90 110-230V
729301	SPEERS S1 WHITE-COPPER	DIM PHASE CUT
729306	SPEERS S1 WHITE-BRASS	

729390	SPEERS SINGLE COPPER+	
729395	SPEERS SINGLE BRASS+	
729392	SPEERS SINGLE BLACK-COPPER+	LED 9W 1100lm
729397	SPEERS SINGLE BLACK-BRASS+	500mA 2700K
729391	SPEERS SINGLE WHITE-COPPER+	CRI≥90
729396	SPEERS SINGLE WHITE-BRASS+	

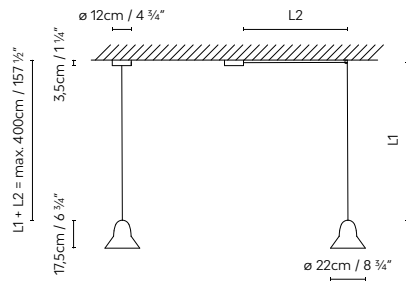
729310	SPEERS SR1 COPPER-COPPER	
729315	SPEERS SR1 BRASS-BRASS	
729312	SPEERS SR1 BLACK-COPPER	LED 9W 1100lm 500mA
729317	SPEERS SR1 BLACK-BRASS	2700K CRI≥90 230V
729311	SPEERS SR1 WHITE-COPPER	
729316	SPEERS SR1 WHITE-BRASS	

729362	SPEERS S2/S3 CANOPY BLACK+	DIM PUSH-DALI
729361	SPEERS S2/S3 CANOPY WHITE+	
729372	SPEERS S4 CANOPY BLACK+	DIM PUSH-1-10V
729371	SPEERS S4 CANOPY WHITE+	
729382	SPEERS S6 CANOPY BLACK+	DIM PUSH-1-10V
729381	SPEERS S6 CANOPY WHITE+	

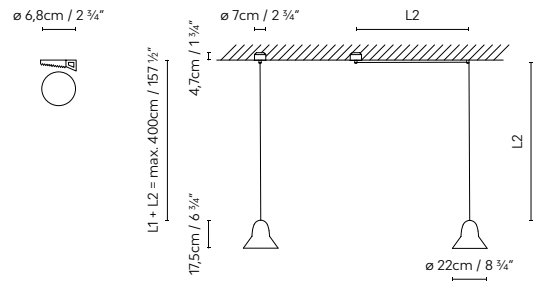
Speers



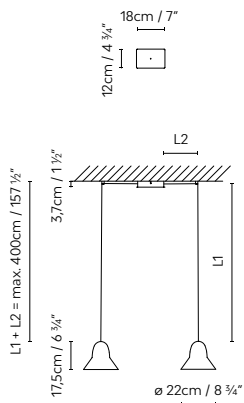
SPEERS S1/M



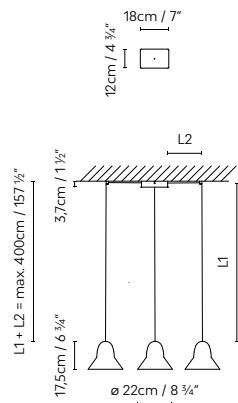
SPEERS SR1/M



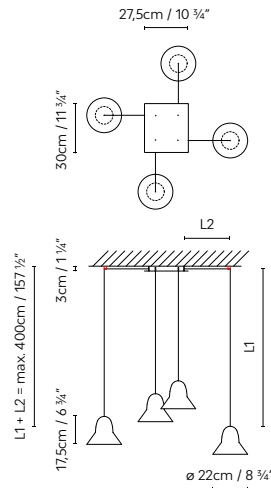
SPEERS S2/M



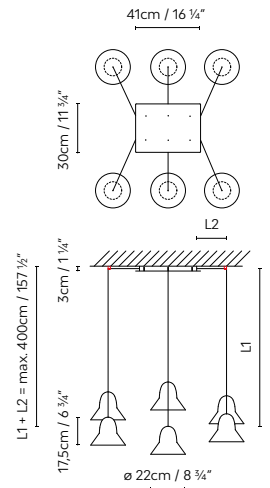
SPEERS S3/M



SPEERS S4/M



SPEERS S6/M



● Black (matte) ○ White (matte)

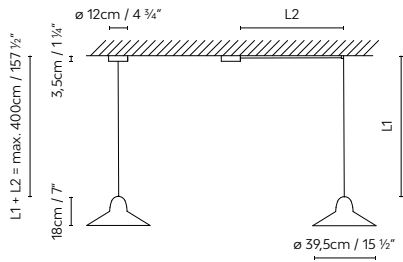
729308	SPEERS S1/M BLACK	LED 9W 1100lm 500mA 2700K
729303	SPEERS S1/M WHITE	CRI≥90 110-230V DIM PHASE CUT
729318	SPEERS SR1/M BLACK	LED 9W 1100lm 500mA
729313	SPEERS SR1/M WHITE	2700K CRI≥90 230V
729398	SPEERS SINGLE M BLACK+	LED 9W 1100lm 500mA
729393	SPEERS SINGLE M WHITE+	2700K CRI≥90 230V

729362	SPEERS S2/S3 CANOPY BLACK+	DIM PUSH-DALI
729361	SPEERS S2/S3 CANOPY WHITE+	
729372	SPEERS S4 CANOPY BLACK+	DIM PUSH-1-10V
729371	SPEERS S4 CANOPY WHITE+	
729382	SPEERS S6 CANOPY BLACK+	DIM PUSH-1-10V
729381	SPEERS S6 CANOPY WHITE+	

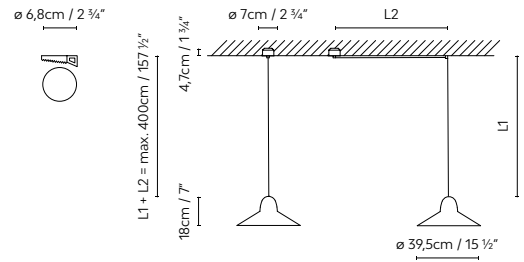
Speers



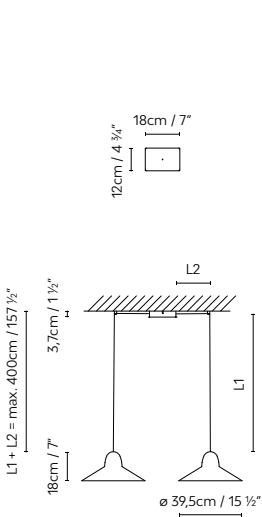
SPEERS S1/L



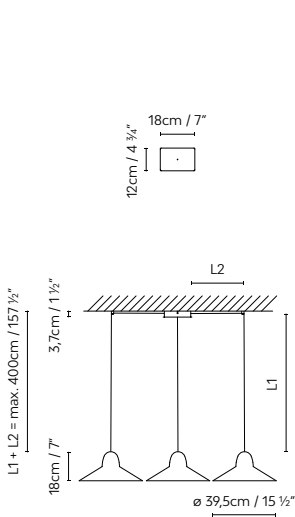
SPEERS SR1/L



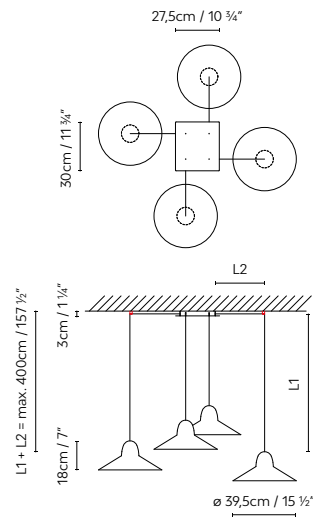
SPEERS S2/L



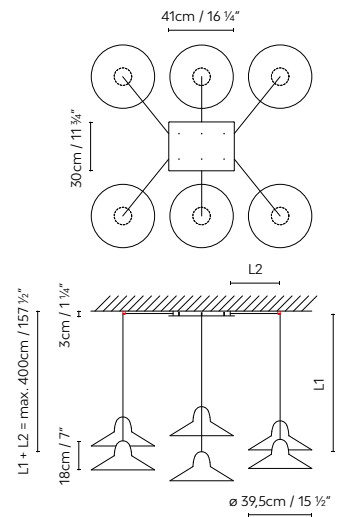
SPEERS S3/L



SPEERS S4/L



SPEERS S6/L



● Black (matte) ○ White (matte)

729309	SPEERS S1/L BLACK	LED 9W 1100lm 500mA 2700K
729304	SPEERS S1/L WHITE	CRI≥90 110-230V DIM PHASE CUT
729319	SPEERS SR1/L BLACK	LED 9W 1100lm 500mA
729314	SPEERS SR1/L WHITE	2700K CRI≥90 230V
729399	SPEERS SINGLE L BLACK+	LED 9W 1100lm 500mA
729394	SPEERS SINGLE L WHITE+	2700K CRI≥90 230V

729362	SPEERS S2/S3 CANOPY BLACK+	DIM PUSH-DALI
729361	SPEERS S2/S3 CANOPY WHITE+	
729372	SPEERS S4 CANOPY BLACK+	DIM PUSH-1-10V
729371	SPEERS S4 CANOPY WHITE+	
729382	SPEERS S6 CANOPY BLACK+	DIM PUSH-1-10V
729381	SPEERS S6 CANOPY WHITE+	

B.lux

Tree Series

by
Werner Aisslinger

**Decorative
lighting**


Suspension
lamps

An organic-look suspension lamp with an aluminium shade. Direct and reflected light. Available in textured monochromatic white or black matte finishes, and textured matte two-toned black and white, with a gold interior. Textile cables in the same tone.

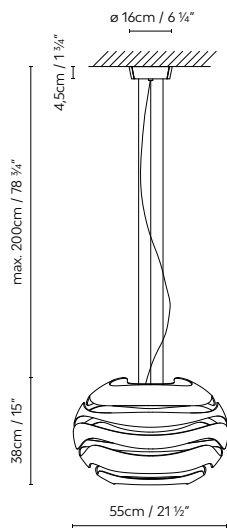
Luminaria de suspensión de estética orgánica, con pantalla de aluminio. Luz directa y reflejada. Disponible en acabados monocolor blanco o negro mate texturado, y bicolor blanco o negro mate texturado, con interior en oro. Cables textiles del mismo tono.

Hängeleuchte mit organischer Ästhetik, Schirm aus Aluminium. Direktes Licht und Reflektor. Erhältlich in den Ausführungen einheitlich Weiß oder Schwarz matt bzw. zweifarbig Schwarz und Weiß, texturiert, innen vergoldet. Textilkabel jeweils in der entsprechenden Farbe.

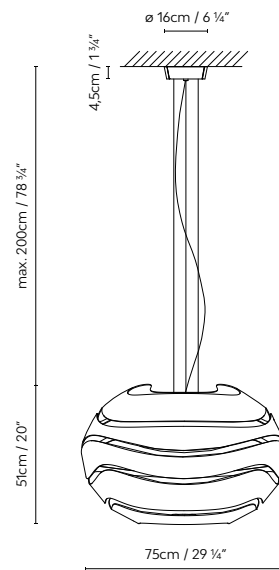




TREE SERIES S50



TREE SERIES S75



- | | | | |
|-----|-------------------------------|-----|-------------------------------|
| ○ ○ | White (matte) / white (matte) | ● ● | Black (matte) / black (matte) |
| ○ ● | White (matte) / gold (matte) | ● ● | Black (matte) / gold (matte) |

- 701352 **TREE SERIES S50** LED WHITE-WHITE
 701353 **TREE SERIES S50** LED BLACK-BLACK
 701350 **TREE SERIES S50** LED WHITE-GOLD
 701351 **TREE SERIES S50** LED BLACK-GOLD

LED 19,5W 2350lm 700mA 3000K CRI≥90 230V DIM PUSH/1-10V

- 701344 **TREE SERIES S75** LED WHITE-WHITE
 701345 **TREE SERIES S75** LED BLACK-BLACK
 701341 **TREE SERIES S75** LED WHITE-GOLD
 701340 **TREE SERIES S75** LED BLACK-GOLD

LED 25,7W 3744lm 700mA 3000K CRI≥90 230V DIM PUSH/1-10V



Floor
lamps



B.lux

Aspen

by
Werner Aisslinger

**Decorative
lighting**

Floor
lamps

Double-shade floor lamps with indirect (F17) and direct (F40) light. Matte lacquered finishes, with different combinations: *grey, snow, lemon, mango, clear turquoise, aqua, merlot, river, sea, rose, limestone and brass.* Structure and cable in black. Dimmer.

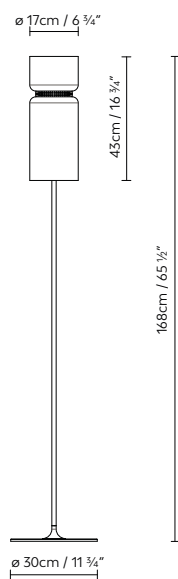
Luminarias de pie de doble pantalla y luz indirecta (F17) y directa (F40). Acabados lacado mate, con diferentes combinaciones: *grey, snow, lemon, mango, clear turquoise, aqua, merlot, river, sea, rose, limestone y latón.* Estructura y cable de color negro. Dimmer.

Stehleuchte mit doppeltem Schirm und direktem (F17) und indirektem (F40) Licht. Ausführungen: matt lackiert, mit verschiedenen Kombinationen: *grey, snow, lemon, mango, clear turquoise, aqua, merlot, river, sea, rose, limestone und Messing.* Struktur und Kabel schwarz. Dimmer.

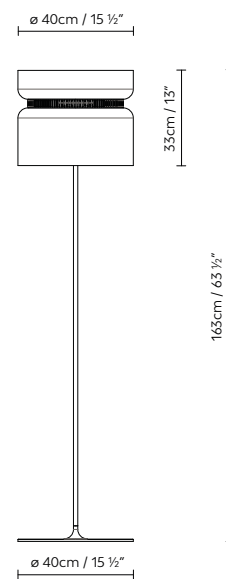




ASPEN F17



ASPEN F40



- SHADE:**
- Grey (matte)
 - Mango (matte)
 - Merlot (matte)
 - Rose (matte)
 - Snow (matte)
 - Clear turquoise (matte)
 - River (matte)
 - Limestone (matte)
 - Lemon (matte)
 - Aqua (matte)
 - Sea (matte)
 - Brass (matte)
- RING:**
- Black (matte)

727220 **ASPEN F17** LED 10W (E27) DIM / Fluo. max. 23W (E27) DIM

727221 **ASPEN F40** LED 3 x 10W (E27) DIM / Fluo. 3 x max. 23W (E27) DIM



B.lux

Blux System

**Decorative
lighting**

Floor
lamps

Designed
in 1979

Articulated floor lamp designed in the late 70s in the style of the English school. The simplicity of its forms is reflected in its friction swivel joints and aluminum shade. Finishes: matte black, matte red or matte beige, and the inside of the shade in satin white. Also available with brass and copper shades that combine with the body of the lamp in black.

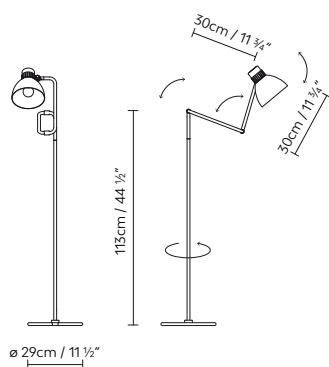
Luminaria de pie articulada diseñada a finales de los años 70, siguiendo el estilo de la escuela inglesa. La sencillez de sus formas queda reflejada en sus articulaciones de fricción, y en su pantalla de aluminio. Acabados: negro mate, rojo mate o beige mate, todos ellos con el interior de la pantalla en blanco satinado. También disponible con pantallas en acabado latón y cobre, que se combinan con el cuerpo de la luminaria en negro.

Stehleuchte mit verstellbaren Gelenken, Design Ende der 70er Jahre im Stil der englischen Schule. Die schlichten Formen spiegeln sich in den Friktionsgelenken und in ihrem Schirm aus Aluminium wider. Ausführungen: mattschwarz, mattrot und mattbeige, alle mit einem satiniertem Weiß auf der Innenseite des Schirms. Auch verfügbar mit Schirmen in einer messing- oder kupferfarbenen Ausführung, die mit einem Leuchtkörper in Schwarz kombiniert werden.

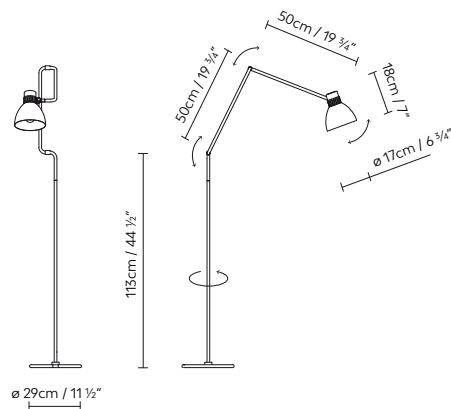




BLUX SYSTEM F30



BLUX SYSTEM F50



Black (matte)
 Red (matte)
 Beige (matte)

 Brass (matte) /Black (matte)

 Copper (matte) /Black (matte)

736210 736211 736212 736213 736214	BLUX SYSTEM F30 BLACK BLUX SYSTEM F30 RED BLUX SYSTEM F30 BEIGE BLUX SYSTEM F30 BRASS BLUX SYSTEM F30 COPPER	LED 10W (E27) / Fluo. max. 11W (E27)
--	---	---

736220 736221 736222 736223 736224	BLUX SYSTEM F50 BLACK BLUX SYSTEM F50 RED BLUX SYSTEM F50 BEIGE BLUX SYSTEM F50 BRASS BLUX SYSTEM F50 COPPER	LED 10W (E27) / Fluo. max. 11W (E27)
--	---	---

B.lux

Bowee

by
Werner Aisslinger

Decorative
lighting

Floor
lamps

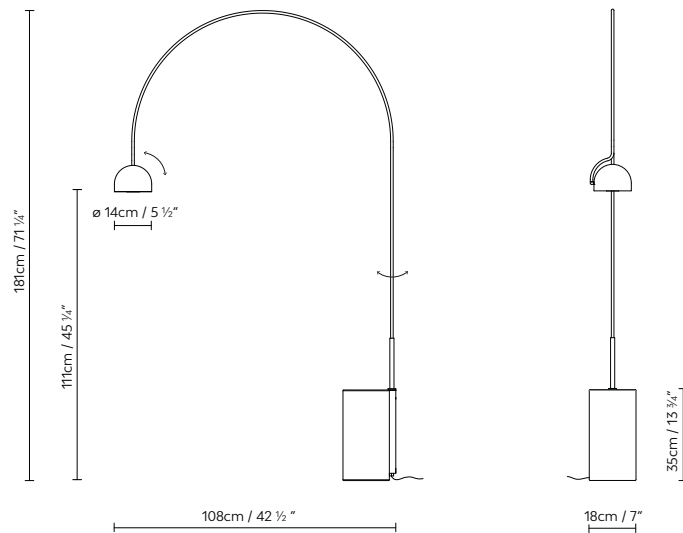
LED floor lamp made with a half-sphere shade and a concrete base. The light source can be adjusted on its horizontal axis and gives direct and diffused light. Available in metallic English bronze, matte turquoise and matte beige.

Luminaria LED de pie formada por una pantalla de forma semiesférica y base de hormigón. La fuente de luz es orientable en su eje horizontal y emite luz directa y difusa. Disponible en acabado bronce inglés metalizado, turquesa mate, y beige mate.

LED-Stehleuchte bestehend aus einem halbkugelförmigen Schirm und einem Fuß aus Beton. Die Lichtquelle kann auf ihrer horizontalen Ebene ausgerichtet werden und gibt direktes oder Streulicht aus. Verfügbar in einer metallic Englisch Bronze, matt türkisfarbenen und matt beigefarbenen Ausführung.



BOWEE F



- Beige (matte)
- Clear turquoise (matte)
- Metallic English bronze

758200
758201
758202

BOWEE F BEIGE
BOWEE F CLEAR TURQUOISE
BOWEE F METALLIC ENGLISH BRONZE

LED 6,4W 760lm 350mA 3000K CRI≥90

B.lux

C_Ball

by
Stone Designs

**Decorative
lighting**

Floor
lamps

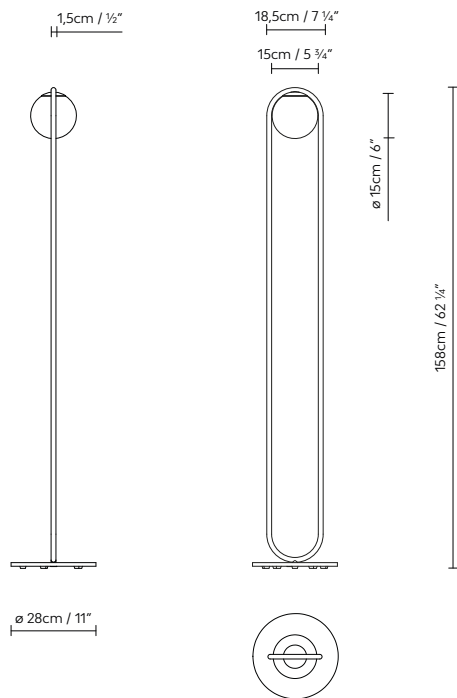
Decorative floor lamp consisting of an opal glass sphere and metal components finished in satin brass or matte black.

Luminaria de pie formada por una esfera de vidrio opal y partes metálicas acabadas en latón satinado, o en negro mate.

Stehleuchte mit einer Opalglaskugel und Metallteilen in den Ausführungen Messing satiniert oder Schwarz matt lackiert.



C_BALL F



- Brass (satin)
- Black (matte)

748210
748215

C_BALL F BRASS
C_BALL F BLACK

LED 6W (E14) / Fluo. max. 12W (E14) DIM



REQUEST



C_BALLS p. 44



C_BALL T p. 148



C_BALL W p. 210



C_BALL SYST. p. 238

B.lux

Lola

by
David Abad

**Decorative
lighting**

Floor
lamps

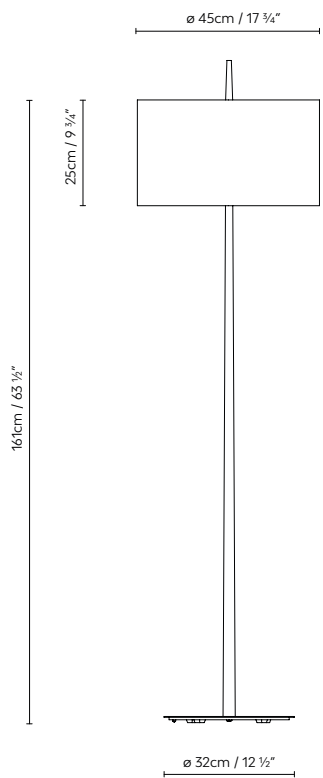
Floor lamp with a metal body and fabric shade. It comes in two finishes: black matte textured body with an opaque black shade and gold textile cable, or white matte textured body with an opaque white shade and a gold textile cable. In both versions, the inside of the shade is gold. Optional black or white cable.

Luminaria de pie de cuerpo metálico y difusor textil. Se fabrica en dos acabados: cuerpo negro mate texturado con pantalla opaca negro y cable textil oro, o cuerpo blanco mate texturado con pantalla opaca blanco y cable textil oro. En ambas versiones, el interior de la pantalla es color oro. Cable negro o blanco, opcionales.

Stehleuchte mit Metallfuß und Textilschirm. Wird in zwei Ausführungen hergestellt: Mat schwarzer Fuß mit Textur, undurchsichtigem schwarzem Schirm und Gold Textilkabel, oder heller Fuß mit Textur, undurchsichtigem weißem Schirm und Gold Textilkabel. Bei beiden Ausführungen ist die Schirminnenseite im Gold. Kabel wahlweise schwarz oder weiß.



LOLA F



●● Black / gold ○● White / gold

702201 **LOLA F BLACK/GOLD** LED 2 x 10W (E27) / Flu. 2 x
 702202 **LOLA F WHITE/GOLD** max. 11W (E27)



B.lux

Misko

by
Stone Designs

**Decorative
lighting**

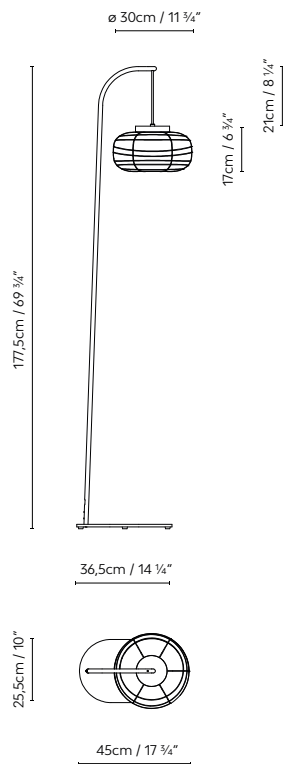
Floor
lamps

Japanese-inspired floor lamp, available in three sizes (F15, F25 and F35), all of them created around a disc housing the light source (E27). This disc is available in a walnut or painted matte black finish, which supports the textured blown-glass diffuser that comes in an opal matte white finish. Metallic base and shaft painted matte black. Black textile cable. Dimmer.

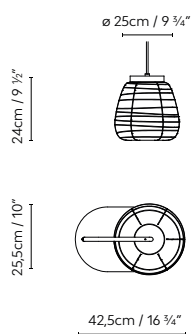
Luminaria de pie de inspiración japonesa, disponible en tres tamaños (F15, F25 y F35). Todas ellas se crean a partir de un disco que alberga una fuente de luz (E27). Este disco está disponible en acabado madera natural de nogal o pintado en negro mate, y da soporte al difusor de vidrio soplado texturado, que presenta un acabado blanco mate opal. Base y fuste metálicos, pintados en negro mate. Cable textil negro. Dimmer.

Japanisch inspirierte Stehleuchte, in drei Größen (F15, F25 und F35) erhältlich. Sie sind sämtlich aus einer Scheibe geschaffen, die eine Lichtquelle (E27) beherbergt. Diese Scheibe ist in einer naturbelassenen Holzoptik oder in mattschwarz lackiert erhältlich und hält den Diffusor aus geblasenem texturierten Glas, der eine mattweiße Opaloptik aufweist. Sockel und Schaft aus Metall, mattschwarz lackiert. Die Ausführung in Naturholzoptik hat ein knochenfarbiges Textilkabel, während die schwarz lackierte Ausführung ein schwarzes Textilkabel hat. Dimmer.

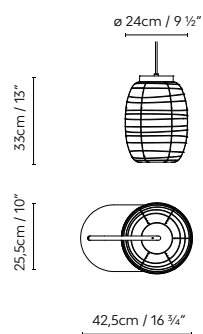
MISKO F15



MISKO F25



MISKO F35



● Black (matte) ● Walnut

756205 **MISKO F15** BLACK LED 10W (E27) DIM / Fluo. max.
 756206 **MISKO F25** BLACK 11W (E27) DIM
 756207 **MISKO F35** BLACK

756203 **MISKO F15** WALNUT LED 10W (E27) DIM / Fluo. max.
 756204 **MISKO F25** WALNUT 11W (E27) DIM
 756208 **MISKO F35** WALNUT



REQUEST



B.lux

Overlay

by
e27, Tim Brauns

Decorative
lighting

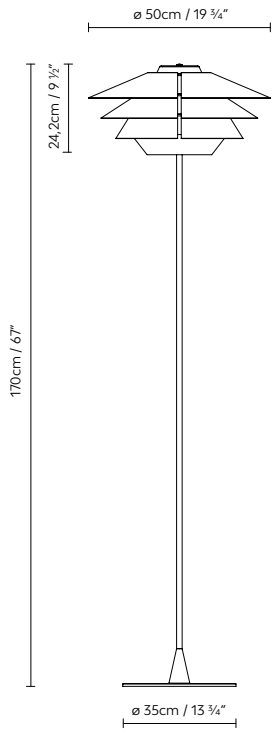
Floor
lamps

Blown glass floor lamp equipped with three detachable conical reflectors, making it possible to adjust the lighting effect as desired. The glass with a cognac-colored finish, is combined with reflectors in matte beige, copper, grey-beige and yellow. The glass with a grey finish comes with reflectors in beige, dark blue and light blue, all of them matte. Grey textile cable.

Luminaria de pie de vidrio soplado, dotada de tres reflectores cónicos desmontables, que permiten variar el efecto de luz a gusto del usuario. El vidrio acabado en coñac se combina con reflectores en acabados mate beige, cobre, gris-beige y amarillo. El vidrio acabado en gris se comercializa con los reflectores en acabado beige, azul oscuro y azul claro, todo ellos mate. Cable textil gris.

Stehleuchte aus geblasenem Glas, ausgestattet mit drei konischen, abnehmbaren Reflektoren, die je nach Geschmack des Nutzers verschiedene Lichteffekte ermöglichen. Das cognacfarbene Glas wird mit Reflektoren kombiniert, die ein strukturiertes Mattbeige haben oder farben, grau-beige und gelb sein können. Das graue Glas wird mit Reflektoren angeboten, die eine matte in den Farben Beige, Dunkelblau und Hellblau haben können. Graues Textilkabel.

OVERLAY F



- Cognac glass ● ● Beige / Copper / Beige (matte)
- Cognac glass ● ● Yellow / Grey-Beige / Beige (matte)

- Grey glass ● ● Beige / Beige / Beige (matte)
- Grey glass ● ● Dark Blue / Light Blue / Beige (matte)

734212 **OVERLAY F** COGNAC GLASS - BEIGE/COPPER/BEIGE
 734213 **OVERLAY F** COGNAC GLASS - YELLOW/GREY-BEIGE/BEIGE
 734214 **OVERLAY F** GREY GLASS - BEIGE/BEIGE/BEIGE
 734215 **OVERLAY F** GREY GLASS - DARK BLUE/LIGHT BLUE/BEIGE

LED 13W (E27) / Fluo. max. 20W (E27)

B.lux

Royal

by
David Abad

**Decorative
lighting**

Floor
lamps

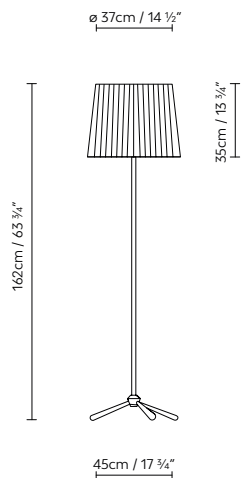
Floor lamp with stainless steel stand and tripod, in a satin finish, with pleated fabric shade. Available in two versions: black shade with a black textile cable, or beige shade with a brown textile cable. Available in two sizes. Dimmer.

Luminaria de pie con fuste y trípode de acero inoxidable satinado y pantalla de tela plisada. Disponible en dos acabados: pantalla negra con cable textil negro, o pantalla beige con cable textil marrón. Se fabrica en dos tamaños. Dimmer.

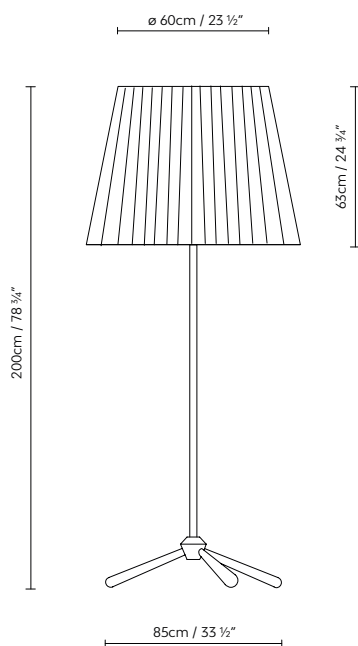
Stehleuchte mit Fuß und Stativ aus satiniertem Edelstahl, Schirm aus plissiertem Stoff. In zwei Ausführungen verfügbar: schwarzer Schirm und schwarzes Textilkabel oder beiger Schirm und braunes Textilkabel. Wird in zwei Größen hergestellt. Dimmer.



ROYAL F



ROYAL F OVERSIZE



● Black ● Beige

704200 **ROYAL F BLACK** LED 15W (E27) DIM / Fluo. max. 23W (E27) DIM
 704201 **ROYAL F BEIGE**

704210 **ROYAL F OVERSIZE BLACK** LED 4 x 10W (E27) DIM / Fluo. 4 x max. 23W (E27) DIM
 704211 **ROYAL F OVERSIZE BEIGE**



B.lux

Speers

by
David Abad

Decorative
lighting

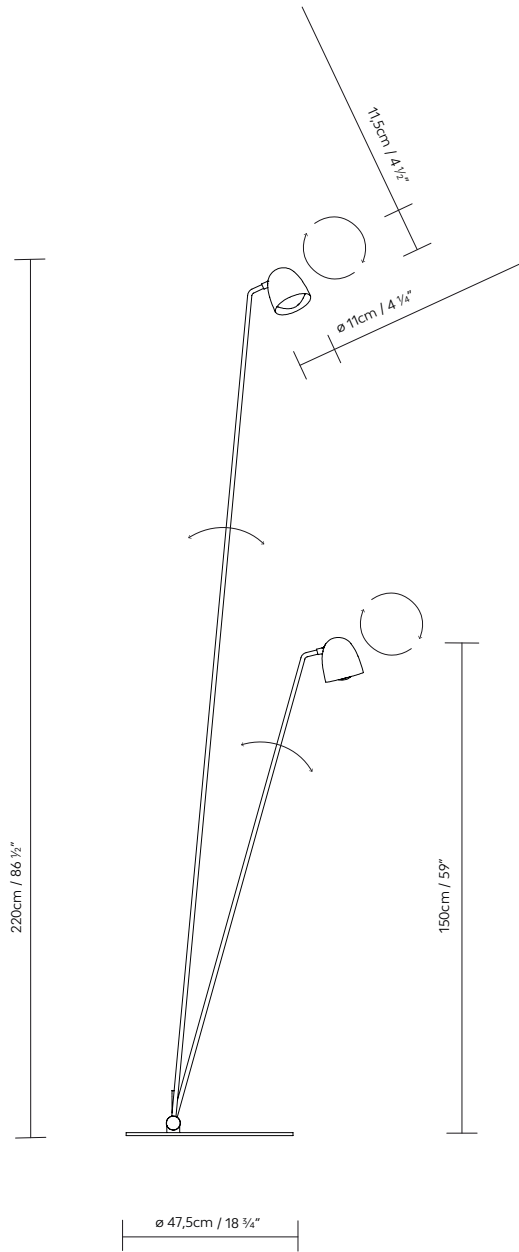
Floor
lamps

Floor lamp featuring a double shaft and two heads, both adjustable. The light source is a high-luminance LED bulb, which includes a glass lens that concentrates the light and enhances its output. Available in two finishes: textured white matte outer finish with a satin brass interior, and textured black matte exterior with satin copper interior. Dual-light.

Luminaria de pie compuesta por un fuste doble y dos cabezas lumínicas, ambos orientables. La fuente de luz es un LED de alta luminancia, que incluye una lente de vidrio que concentra la luz y aporta un mayor rendimiento lumínico. Está disponible en dos acabados: acabado exterior blanco mate texturado con interior en latón satinado, y exterior negro mate texturado con interior en cobre satinado. Doble encendido.

Stehleuchte mit doppeltem Fuß und zwei individuell ausrichtbaren Leuchtenköpfen. Als Lichtquelle kommen leuchtstarke LEDs zum Einsatz, Glaslinsen bündeln das Licht und erhöhen die Beleuchtungseffizienz. Ausführungen lieferbar: außen Weiß matt texturiert und innen satiniertes Blech sowie außen Schwarz matt texturiert und innen satiniertes Kupfer. Zwei getrennt schaltbaren.

SPEERS F



- ● White (matte) / brass (satin) ● ● Black (matte) / copper (satin)

729206
729202

SPEERS F WHITE-BRASS
SPEERS F BLACK-COPPER

LED 2 x 7W 1080lm 2700K CRI \geq 90 230V



Table
lamps



B.lux

Bluebird

by
Jorge Pensi

**Decorative
lighting**

Table
lamps

Designed
in 1990

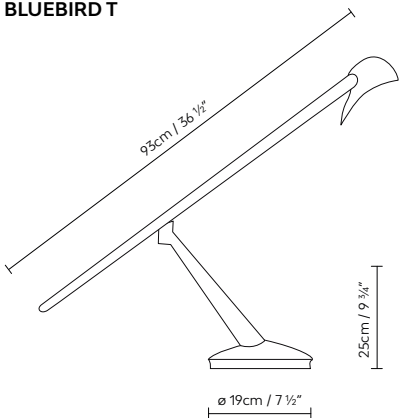
Adjustable LED table lamp with a metal and wooden structure. Available in two finishes: raw with natural oak, or shiny chrome with matte mahogany.

Luminaria LED de mesa orientable, de estructura metálica y madera. Disponible en dos acabados: raw con madera de roble natural, o metal cromo brillo combinado con madera natural de caoba mate.

Ausrichtbare LED Tischleuchte, Struktur aus Metall und Holz. In zwei Ausführungen erhältlich: Raw mit naturbelassenem Eichenholz oder glänzend verchromtes Metall in Kombination mit Mahagoni.



BLUEBIRD T



Raw / Natural Oak

 Chrome / Natural Mahogany

602006
602007

BLUEBIRD T LED RAW
BLUEBIRD T LED CHROME

LED 6,3W 840lm 350mA 3000K
CRI≥90 110-230V



B.lux

Blux System

**Decorative
lighting**

Table
lamps

Designed
in 1979

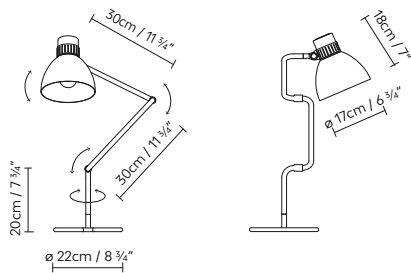
Articulated table lamp designed in the late 70s in the style of the English school. The simplicity of its forms is reflected in its friction swivel joints and aluminum shade. Finishes: matte black, matte red or matte beige, and the inside of the shade in satin white. Also available with brass and copper shades that combine with the body of the lamp in black.

Luminaria de mesa articulada diseñada a finales de los años 70, siguiendo el estilo de la escuela inglesa. La sencillez de sus formas queda reflejada en sus articulaciones de fricción, y en su pantalla de aluminio. Acabados: negro mate, rojo mate o beige mate, todos ellos con el interior de la pantalla en blanco satinado. También disponible con pantallas en acabado latón y cobre, que se combinan con el cuerpo de la luminaria en negro.

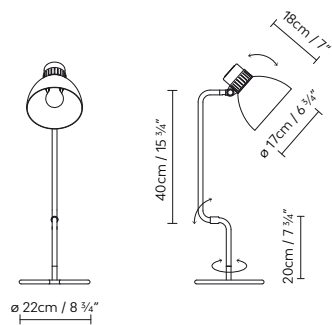
Tischleuchte mit verstellbaren Gelenken, Design Ende der 70er Jahre im Stil der englischen Schule. Die schlichten Formen spiegeln sich in den Friktionsgelenken und in ihrem Schirm aus Aluminium wider. Ausführungen: mattschwarz, mattrot und mattbeige, alle mit einem satiniertem Weiß auf der Innenseite des Schirms. Auch verfügbar mit Schirmen in einer messing- oder kupferfarbenen Ausführung, die mit einem Leuchtkörper in Schwarz kombiniert werden.



BLUX SYSTEM T30



BLUX SYSTEM T40



- Black (matte)
- Red (matte)
- Beige (matte)
- Brass (matte) / Black (matte)
- Copper (matte) / Black (matte)

736010	BLUX SYSTEM T30 BLACK	
736011	BLUX SYSTEM T30 RED	
736012	BLUX SYSTEM T30 BEIGE	LED 10W (E27) /
736013	BLUX SYSTEM T30 BRASS	Fluo. max. 11W (E27)
736014	BLUX SYSTEM T30 COPPER	

736020	BLUX SYSTEM T40 BLACK	
736021	BLUX SYSTEM T40 RED	
736022	BLUX SYSTEM T40 BEIGE	LED 10W (E27) /
736023	BLUX SYSTEM T40 BRASS	Fluo. max. 11W (E27)
736024	BLUX SYSTEM T40 COPPER	

B.lux

C_Ball

by
Stone Designs

**Decorative
lighting**

Table
lamps

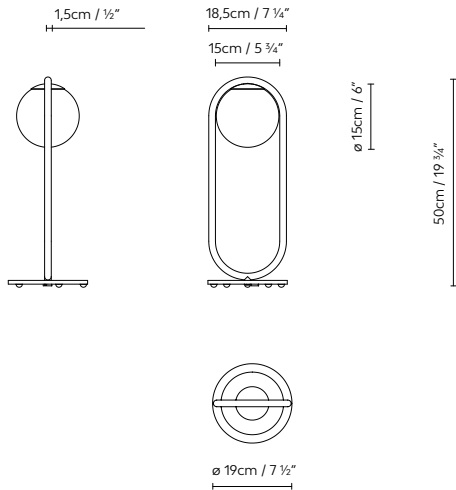
Decorative table lamp consisting of an opal glass sphere and metal components finished in satin brass or matte black.

Luminaria de mesa formada por una esfera de vidrio opal y partes metálicas acabadas en latón satinado, o en negro mate.

Tischleuchte mit einer Opalglaskugel und Metallteilen in den Ausführungen Blech matt oder Schwarz lackiert.



C_BALL T



● Brass (satin) ● Black (matte)

748010 C_BALL T BRASS LED 6W (E14) / Fluo. max. 12W (E14) DIM
748015 C_BALL T BLACK

B.lux

Keshi

by
David Abad

**Decorative
lighting**

Table
lamps

Table lamp crafted of sanded black Markina marble, and a metallic bar shade finished in matte black. Upper metallic reflector with mirror finish. Available in two sizes: LED light source. Dimmer.

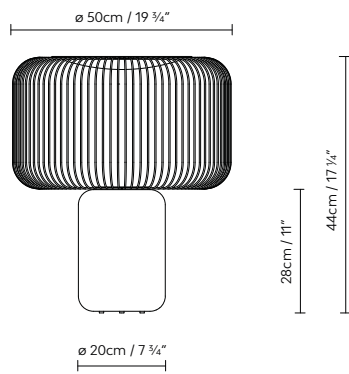
Luminaria de mesa fabricada en mármol negro de Markina apomazado, y pantalla de varilla metálica, acabada en negro mate. Reflector superior metálico con acabado especular. Disponible en dos tamaños. Fuente de luz LED. Dimmer.

Tischleuchte aus schwarzem Markina-Marmor, mit Ader versetzt, Schirm aus matt-schwarzem Metallgestänge. Verspiegelter oberer Metallreflektor. Lieferbar in zwei Größen. LED-Leuchtmittel. Dimmer.

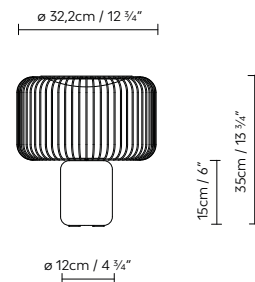




KESHI T50



KESHI T30



● Black (matte)

732051	KESHI T30	LED 12W 900lm 2700K CRI \geq 90 230V DIM
732050	KESHI T50	LED 24W 1730lm 2700K CRI \geq 90 230V DIM



B.lux

Kup Camp

by
e27, Tim Brauns

Decorative
lighting

Table
lamps

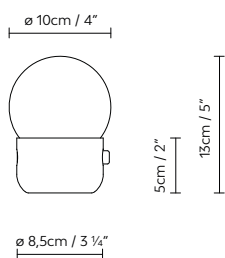
LED portable lamp with a battery that can be recharged by USB and the light can be dimmed with the touch-dim system. Kup Camp is based on the lighting bodies in the KUP collection and an opal glass sphere. Available in matte black, copper and gold.

Luminaria portátil LED dotada de batería recargable mediante USB y regulación de intensidad de la luz mediante sistema touch-dim. Kup Camp está creada a partir de los cuerpos lumínicos de la colección KUP y una esfera de vidrio opal. Disponible en acabados negro, cobre y oro.

Tragbare LED-Lampe, ausgestattet mit per USB aufladbarer Batterie und regulierbarer Lichtstärke mithilfe eines Touchdimmer-Systems. Kup Camp wurde ausgehend von Lichtkörpern aus der KUP-Kollektion und einer opalfarbenen Glaskugel entwickelt. In den Ausführungen Schwarz, Kupfer und Gold verfügbar.



KUP CAMP



● Copper
 ● Gold
 ● Black

742002 **KUP CAMP COPPER**
 742001 **KUP CAMP GOLD**
 742000 **KUP CAMP BLACK**

LED 1,3W 150lm 3,7V 3000K
CRI≥90 TOUCH-DIM

* Battery portable lamp.



B.lux

Lola

by
David Abad

**Decorative
lighting**

Table
lamps

Table lamp with a metal body and fabric shade. It comes in two finishes: black matte textured body with an opaque black shade and gold textile cable, or white matte textured body with an opaque white shade and a gold textile cable. In both versions, the inside of the shade is gold. Optional black or white cable.

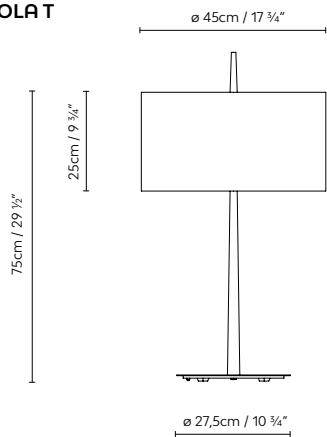
Luminaria de mesa de cuerpo metálico y difusor textil. Se fabrica en dos acabados: cuerpo negro mate texturado con pantalla opaca negra y cable textil oro, o cuerpo blanco mate texturado con pantalla opaca blanco y cable textil oro. En ambas versiones, el interior de la pantalla es color oro. Cable negro o blanco opcionales.

Tischleuchte mit Metallfuß und Textilschirm. Wird in zwei Ausführungen hergestellt: Mat schwarzer Fuß mit Textur, undurchsichtigem schwarzem Schirm und Gold Textilkabel, oder heller Fuß mit Textur, undurchsichtigem weißem Schirm und Gold Textilkabel. Bei beiden Ausführungen ist die Schirminnenseite im Gold. Kabel wahlweise weiß oder schwarz.





LOLAT



Black / Gold

 White / Gold

702001 **LOLAT BLACK/GOLD** LED 2 x 10W (E27) / Flu. 2 x max. 11W (E27)
 702002 **LOLAT WHITE/GOLD**



B.lux

Misko

by
Stone Designs

**Decorative
lighting**

Table
lamps

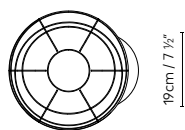
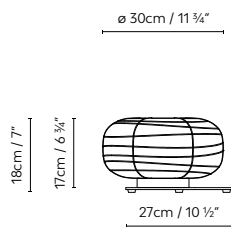
Japanese-inspired table lamp, available in three sizes (T15, T25 and T35), all of them created around a disc housing the light source (E27). This disc is available in a walnut or painted matte black finish, which supports the textured blown-glass diffuser that comes in an opal matte white finish. Black textile cable. Dimmer.

Luminaria de mesa de inspiración japonesa, disponible en tres tamaños (T15, T25 y T35). Todas ellas se crean a partir de un disco que alberga una fuente de luz (E27). Este disco está disponible en acabado de madera natural de nogal o pintado en negro mate, y da soporte al difusor de vidrio soplado texturado, que presenta un acabado blanco mate opal. Base metálica pintada en negro mate. Cable textil negro. Dimmer.

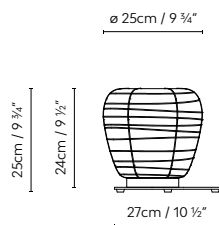
Japanisch inspirierte Tischleuchte, in drei Größen (T15, T25 y T35) erhältlich. Sie sind sämtlich aus einer Scheibe geschaffen, die eine Lichtquelle (E27) beherbergt. Diese Scheibe ist in naturbelassenem Holz oder in mattschwarz lackiert erhältlich und hält den Diffusor aus geblasenem texturierten Glas, der eine mattweiße Opaloptik aufweist. Sockel aus Metall, mattschwarz lackiert. Die Ausführung in Naturholzoptik hat ein knochenfarbiges Textilkabel, während die schwarz lackierte Ausführung ein schwarzes Textilkabel hat. Dimmer.



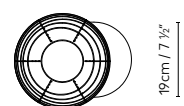
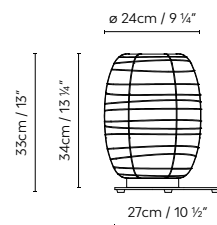
MISKO T15



MISKO T25



MISKO T35



Black (matte)
 Natural Walnut

756003 **MISKO T15** WALNUT
 756004 **MISKO T25** WALNUT
 756008 **MISKO T35** WALNUT

LED 10W (E27) DIM / Fluo. max. 11W (E27) DIM

756005 **MISKO T15** BLACK
 756006 **MISKO T25** BLACK
 756007 **MISKO T35** BLACK

LED 10W (E27) DIM / Fluo. max. 11W (E27) DIM

Misko Camp

by
Stone Designs

**Decorative
lighting**

Table
lamps

LED portable lamp with a battery that can be recharged by USB and the light can be dimmed with the touch-dim system. Misko Camp is made with a metal disc clad in a sheet of walnut-colored wood or painted in black. This supports a white blown-glass diffuser, which simulates the texture of the rice paper used to make Akari lamps. Its leather handle at the top of the Misko Camp makes it easy to carry this lamp. You can also buy a base separately to fix it to the wall.

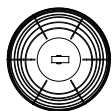
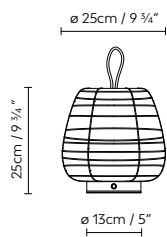
Luminaria portátil LED dotada de batería recargable mediante USB y regulación de intensidad de la luz mediante sistema touch-dim. Misko Camp está creada a partir de un disco metálico, recubierto por una lámina de madera en acabado nogal o pintado en negro, que soporta un difusor de vidrio soplado acabado en blanco que simula la textura del papel de arroz con el que se fabrican las lámparas Akari. Para un fácil transporte de la luminaria, Misko Camp incluye un asa de cuero en la parte superior. Existe la opción de adquirir un soporte para instalar la luminaria en la pared.

Tragbare LED-Lampe, ausgestattet mit per USB aufladbarer Batterie und regulierbarer Lichtstärke mithilfe eines Touchdimmer-Systems. Misko Camp wurde ausgehend von einer Scheibe aus Metall mit einer Holzschicht aus Nussbaumholz oder schwarz lackiert entwickelt, die der Träger eines Diffusors aus geblasenem Glas mit weißem Finish ist, der die Struktur von Reispapier nachahmt, mit dem die Akari-Lampen hergestellt werden. Für den einfachen Transport der Lampe ist auf der Oberseite der Misko Camp ein Ledergriff angebracht. Es besteht die Möglichkeit eine Halterung für die Wandmontage zu erwerben.

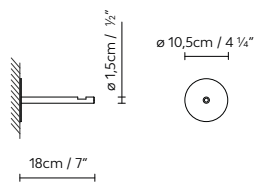




MISKO CAMP



MISKO HOOK



● Black (matte) ● Natural Walnut

756024 **MISKO CAMP WALNUT** LED 2,1W 250lm 3,7V 3000K
 756026 **MISKO CAMP BLACK** CRI≥90 TOUCH-DIM

756900 **MISKO HOOK**

* Battery portable lamp.



B.lux

Overlay

by
e27, Tim Brauns

Decorative
lighting

Table
lamps

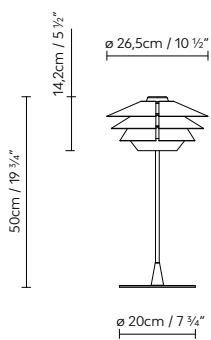
Blown glass table lamp equipped with three detachable conical reflectors, making it possible to adjust the lighting effect as desired. The glass with a cognac-colored finish, is combined with reflectors in matte beige, copper, grey-beige and yellow. The glass with a grey finish comes with reflectors in beige, dark blue and light blue, all of them matte. Grey textile cable.

Luminaria de mesa de vidrio soplado, dotada de tres reflectores cónicos desmontables, que permiten variar el efecto de luz a gusto del usuario. El vidrio acabado en coñac se combina con reflectores en acabados mate beige, cobre, gris-beige y amarillo. El vidrio acabado en gris se comercializa con los reflectores en acabado beige, azul oscuro y azul claro, todo ellos mate. Cable textil gris.

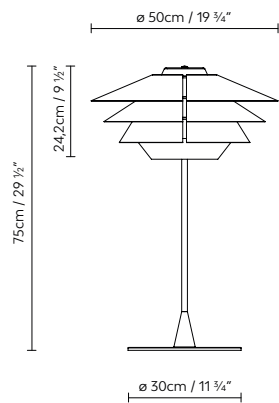
Tischleuchte aus geblasenem Glas, ausgestattet mit drei konischen, abnehmbaren Reflektoren, die je nach Geschmack des Nutzers verschiedene Lichteffekte ermöglichen. Das cognacfarbene Glas wird mit Reflektoren kombiniert, die ein strukturiertes Mattbeige haben oder farben, grau-beige und gelb sein können. Das graue Glas wird mit Reflektoren angeboten, die eine matte in den Farben Beige, Dunkelblau und Hellblau haben können. Graues Textilkabel.



OVERLAY T25



OVERLAY T50



- Cognac glass

 Beige / Copper / Beige (matte)

- Cognac glass

 Yellow / Grey-Beige / Beige (matte)

- Grey glass

 Beige / Beige / Beige (matte)

- Grey glass

 Dark Blue / Light Blue / Beige (matte)

734002	OVERLAY T25 COGNAC GLASS - BEIGE/COPPER/BEIGE	
734003	OVERLAY T25 COGNAC GLASS - YELLOW/GREY-BEIGE/BEIGE	
734004	OVERLAY T25 GREY GLASS - BEIGE/BEIGE/BEIGE	LED 4W (G9)
734005	OVERLAY T25 GREY GLASS - DARK BLUE/LIGHT BLUE/BEIGE	
734012	OVERLAY T50 COGNAC GLASS - BEIGE/COPPER/BEIGE	
734013	OVERLAY T50 COGNAC GLASS - YELLOW/GREY-BEIGE/BEIGE	
734014	OVERLAY T50 GREY GLASS - BEIGE/BEIGE/BEIGE	LED 13W (E27) / Fluo. max. 30W (E27)
734015	OVERLAY T50 GREY GLASS - DARK BLUE/LIGHT BLUE/BEIGE	

B.lux

Petite

by
Miguel Herranz

**Decorative
lighting**

Table
lamps

Articulated, angled table lamp made from extruded aluminium and including a structure and bracket. Available with an aluminium and polycarbonate screen or with a natural white fabric shade. Finishes: matte grey, anodised shiny silver or matte white.

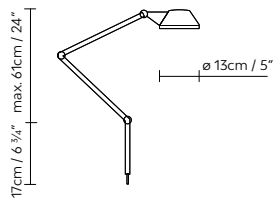
Luminaria de mesa articulada y orientable, fabricada en aluminio extruído y compuesta de estructura y soporte. Disponible con pantalla de aluminio y policarbonato o con pantalla textil acabado crudo. Acabados: gris mate, anodizado plata brillo o blanco mate.

Tischleuchte mit Gelenkarm, ausrichtbar, hergestellt aus extrudiertem Aluminium. Besteht aus Arm und Halterung. Verfügbar mit Reflektorkopf aus Aluminium und Polykarbonat oder mit leinenfarbenem Textilschirm. Ausführungen: matt-weiß, anodisiert-glänzend Silver oder matt-grau.

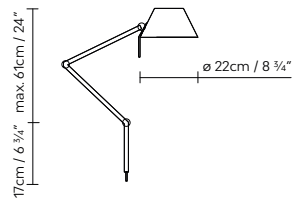




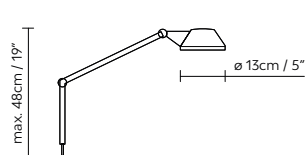
PETITE T21



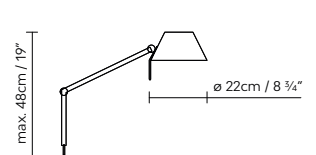
PETITE T22



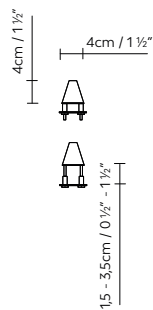
PETITE T11



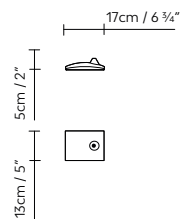
PETITE T12



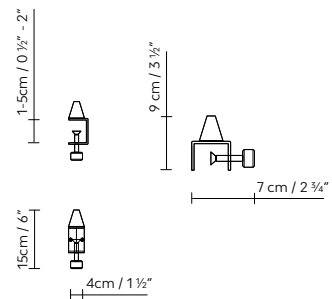
PETITE BRACKET A



PETITE BRACKET B



PETITE BRACKET C



● Grey (matte) ○ White (matte) ● Silver (shiny)

637210	PETITE 21 GREY +	LED 6W (E14) / Fluo. max. 11W (E14)
637211	PETITE 21 WHITE +	
637212	PETITE 21 SILVER +	
637220	PETITE 22 GREY +	LED 6W (E14) / Fluo. max. 11W (E14)
637221	PETITE 22 WHITE +	
637222	PETITE 22 SILVER +	
637110	PETITE 11 GREY +	LED 6W (E14) / Fluo. max. 11W (E14)
637111	PETITE 11 WHITE +	
637112	PETITE 11 SILVER +	
637120	PETITE 12 GREY +	LED 6W (E14) / Fluo. max. 11W (E14)
637121	PETITE 12 WHITE +	
637122	PETITE 12 SILVER +	

637900	PETITE BRACKET A GREY
637901	PETITE BRACKET A WHITE
637902	PETITE BRACKET A SILVER
637920	PETITE BRACKET B GREY
637921	PETITE BRACKET B WHITE
637922	PETITE BRACKET B SILVER
637940	PETITE BRACKET C GREY
637941	PETITE BRACKET C WHITE
637942	PETITE BRACKET C SILVER

B.lux

Regina

by
Jorge Pensi

**Decorative
lighting**

Table
lamps

Designed
in 1987

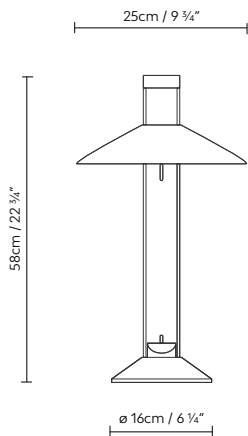
Indirect light table lamp crafted of die cast aluminium. Available in a raw finish, and also in shiny aluminium, with shades in shiny aluminium, white glass.

Luminaria de mesa de luz indirecta, fabricada en aluminio inyectado. Disponible en acabado raw, y también en aluminio brillo combinable con pantallas de aluminio brillo o de vidrio blanco.

Tischleuchte mit indirektem Licht, hergestellt aus Druckguss-Aluminium. Verfügbar in Raw-Gestaltung (Metall unbehandelt) und auch in glänzend Aluminium in Kombination mit Schirmen aus Aluminium bzw. aus weißem.



REGINA T



- Raw
- Aluminium (shiny)
- White

625006	REGINA T LED RAW	
625007	REGINA T LED ALUMINIUM	LED 2 x 3,2W 700lm 350mA 3000K CRI≥90 110-230V
625009	REGINA T LED WHITE	
625010	REGINA T HALO RAW	
625000	REGINA T HALO ALUMINIUM	Halo. 2 x max. 20W 12V (G6,35)
625001	REGINA T HALO WHITE	



B.lux

Royal

by
David Abad

**Decorative
lighting**

Table
lamps

Table lamp with stainless steel stand and tripod, in a satin finish, with pleated fabric shade. Available in two versions: black shade with a black textile cable, or beige shade with a brown textile cable. Dimmer.

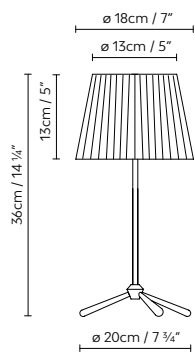
Luminaria de mesa con fuste y trípode de acero inoxidable acabado satinado y pantalla de tela plisada. Disponible en dos versiones: pantalla negra con cable textil negro, o pantalla beige con cable textil marrón. Dimmer.

Tischleuchte mit Fuß und Stativ aus satiniertem Edelstahl, Schirm aus plissiertem Stoff. In zwei Ausführungen verfügbar: schwarzer Schirm und schwarzes Textilkabel oder beiger Schirm und braunes Textilkabel. Dimmer.

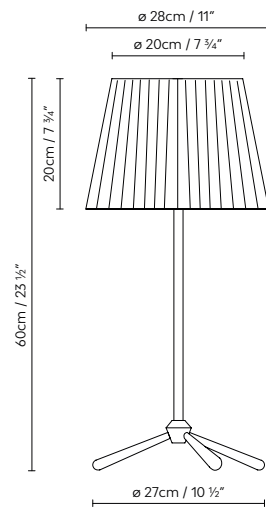




ROYAL T36



ROYAL T60



● Black ● Beige

704000 **ROYAL T36 BLACK** LED 6W (E14) DIM
 704001 **ROYAL T36 BEIGE**

704010 **ROYAL T60 BLACK** LED 10W (E27) DIM / Fluo. max.
 704011 **ROYAL T60 BEIGE** 23W (E27) DIM





Ceiling
lamps



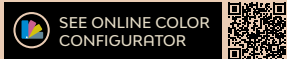
B.lux

Aspen

by
Werner Aisslinger

**Decorative
lighting**

Ceiling
lamps



Direct and diffused light ceiling lamp. Matte lacquered finishes, with different combinations: *grey, snow, lemon, mango, clear turquoise, aqua, merlot, rose, sea, river, limestone and brass*. Available in four sizes.

Plafón de luz directa y difusa. Acabados lacado mate, con diferentes opciones: *grey, snow, lemon, mango, clear turquoise, aqua, merlot, river, sea, rose, limestone y latón*. Disponible en cuatro tamaños.

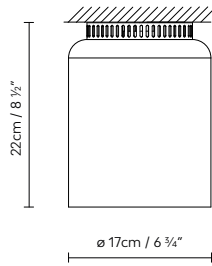
Deckenleuchte für direkte Beleuchtung und Streulicht. Matt lackiert, verschiedene Kombinationen: *Grey, Snow, Lemon, Mango, clear Turquoise, Aqua, Merlot, Rose, Sea, River, Limestone und Messing*. In drei Höhen verfügbar.



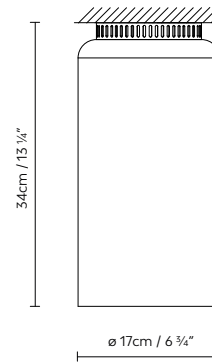
Aspen



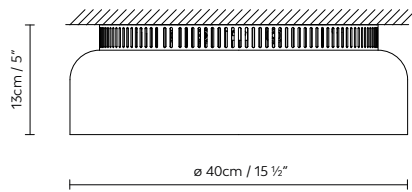
ASPEN C17A



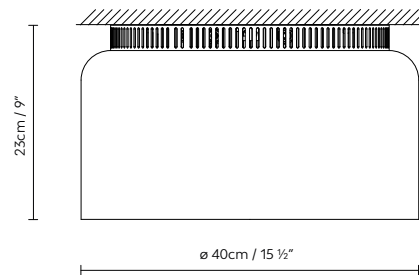
ASPEN C17B



ASPEN C40A



ASPEN C40B



- SHADE:**
- Grey (matte)
 - Mango (matte)
 - Merlot (matte)
 - Rose (matte)
 - Snow (matte)
 - Clear turquoise (matte)
 - River (matte)
 - Limestone (matte)
 - Lemon (matte)
 - Aqua (matte)
 - Sea (matte)
 - Brass (matte)
- RING:**
- Black (matte)

727450	ASPEN C17A LED	LED 16,6W 1350lm 2700K CRI≥90 230V DIM PHASE-CUT
727451	ASPEN C17B LED	
727420	ASPEN C17A (E27)	LED 15W (E27) / Flu. max. 30W (E27)
727421	ASPEN C17B (E27)	
727453	ASPEN C40A LED	LED 20W 1800lm 2700K CRI≥90 230V DIM PUSH/1-10V
727452	ASPEN C40B LED	
727460	ASPEN C40A (E14)	LED 2 x 6W (E14) / Flu. 2 x max. 14W (E14)
727461	ASPEN C40B (E14)	

B.lux

Blux System

**Decorative
lighting**

Ceiling
lamps

Designed
in 1979

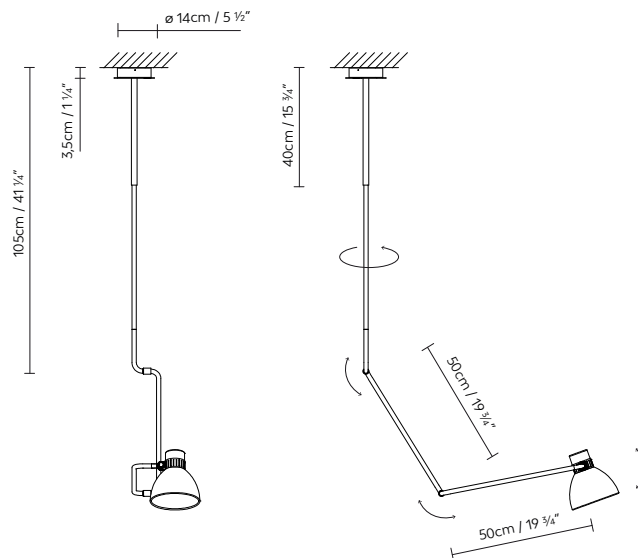
Articulated ceiling lamp designed in the late 70s in the style of the English school. The simplicity of its forms is reflected in its friction swivel joints and aluminum shade. Finishes: matte black, matte red or matte beige, and the inside of the shade in satin white. Also available with brass and copper shades that combine with the body of the lamp in black.

Luminaria de techo articulada diseñada a finales de los años 70, siguiendo el estilo de la escuela inglesa. La sencillez de sus formas queda reflejada en sus articulaciones de fricción, y en su pantalla de aluminio. Acabados: negro mate, rojo mate o beige mate, todos ellos con el interior de la pantalla en blanco satinado. También disponible con pantallas en acabado latón y cobre, que se combinan con el cuerpo de la luminaria en negro.

Deckenleuchte mit verstellbaren Gelenken, Design Ende der 70er Jahre im Stil der englischen Schule. Die schlichten Formen spiegeln sich in den Friktionsgelenken und in ihrem Schirm aus Aluminium wider. Ausführungen: mattschwarz, mattrot und mattbeige, alle mit einem satiniertem Weiß auf der Innenseite des Schirms. Auch verfügbar mit Schirmen in einer messing- oder kupferfarbenen Ausführung, die mit einem Leuchtkörper in Schwarz kombiniert werden.



BLUX SYSTEM C



Black (matte)
 Red (matte)
 Beige (matte)

 Brass (matte) / Black (matte)

 Copper (matte) / Black (matte)

736400 **BLUX SYSTEM C BLACK**
 736401 **BLUX SYSTEM C RED**
 736402 **BLUX SYSTEM C BEIGE**
 736403 **BLUX SYSTEM C BRASS**
 736404 **BLUX SYSTEM C COPPER**

LED 10W (E27) / Fluo. max. 11W (E27)

B.lux

Castle

by
Stone Designs

**Decorative
lighting**

Ceiling
lamps

Round aluminum LED ceiling lamp with a highly uniform opal white PMMA diffuser. It allows multiple configurations with a single connection. Finishes: textured matte white, textured matte black and natural oak. Direct light with a soft indirect light effect. Available in three sizes. Dimmer.

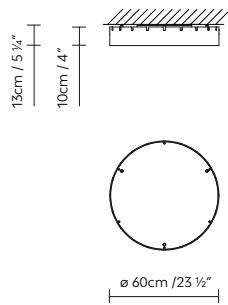
Plafón LED de aluminio, con cuerpo circular y difusor de PMMA blanco opal de alta uniformidad. Permite múltiples composiciones con una única acometida. Acabados: blanco mate texturado, negro mate texturado, y roble natural. Luz directa, con un suave efecto de luz indirecta. Disponible en tres tamaños. Dimmer.

LED-Deckenleuchte aus Aluminium mit rundem Körper und PMMA-Diffusor in weißlich opaler Farbe mit hoher Gleichförmigkeit. Erlaubt eine Vielzahl an Kompositionen mit einem Stromanschluss. Ausführungen: mattes, strukturiertes Weiß, mattes, strukturiertes Schwarz und naturbelassene Eiche. Direktes Licht mit weichen indirekten Lichteffekten. In drei Größen verfügbar. Dimmer.

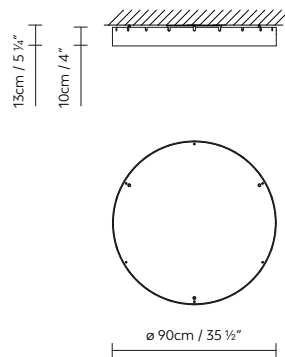




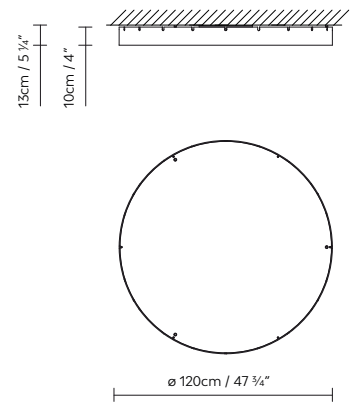
CASTLE C60



CASTLE C90



CASTLE C120



○ White (matte) ● Black (matte) ● Natural Oak

737411	CASTLE C60 WHITE	LED 17,4W 3416lm 150mA 3000K CRI≥90 230V DIM PUSH / DALI
737412	CASTLE C60 BLACK	
737413	CASTLE C60 OAK	
737431	CASTLE C90 WHITE	LED 41W 7960lm 350mA 3000K CRI≥90 230V DIM PUSH / DALI
737432	CASTLE C90 BLACK	
737433	CASTLE C90 OAK	
737451	CASTLE C120 WHITE	LED 19,5W 3664lm 225mA + LED 41W 7960lm 350mA 3000K CRI≥90 230V DIM PUSH / DALI
737452	CASTLE C120 BLACK	
737453	CASTLE C120 OAK	

B.lux

Lite Hole

by
David Abad

**Decorative
lighting**

Ceiling
lamps

Large ceiling and wall lamp consisting of two concentric aluminum hoops that make up a short, circular lighting body. It is manufactured in two large sizes, with diameters of 120 and 90 centimeters, as well as in a 60-cm size. They all feature an acrylic opal diffuser that hides a direct-emitting and dimmable LED light source that is completely glare-free. Lite Hole is available in matte white, matte black, copper and gold.

Luminaria de techo y pared compuesta por dos aros de aluminio concéntricos, que forman un cuerpo lumínico circular de altura mínima. Se fabrica en formatos de grandes dimensiones, de 120 y 90 centímetros de diámetro, así como en 60 centímetros. Todos ellos portan un difusor acrílico opal que oculta una fuente de luz LED de emisión directa y regulable, que se caracteriza por una ausencia total de deslumbramiento. Lite Hole está disponible en acabados blanco mate, negro mate, cobre y oro.

Decke- und Wandleuchte bestehend aus zwei konzentrischen, aufeinander aufsitzenden Aluminiumringen, die einen kreisrunden Leuchtkörper mit minimaler Höhe bilden. Sie wird in zwei großen Formaten hergestellt mit einem Durchmesser von 120 und 90 Zentimetern, sowie einem Durchmesser von 60 Zentimetern. Jede dieser Ausführungen ist mit einem opalweißen Diffusor aus Acrylglas und einer LED-Lichtquelle ausgestattet. So ist jede Blendung ausgeschlossen. Lite Hole ist in den Ausführungen Mattweiß, Mattschwarz, Kupfer- und Goldfarben verfügbar.

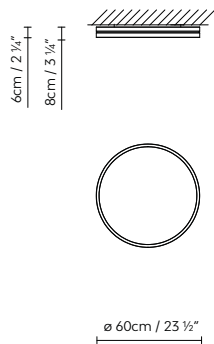


Lite Hole

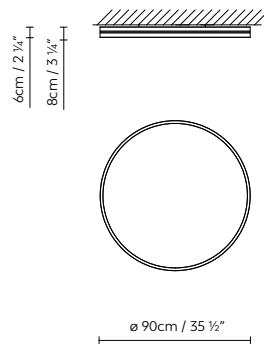




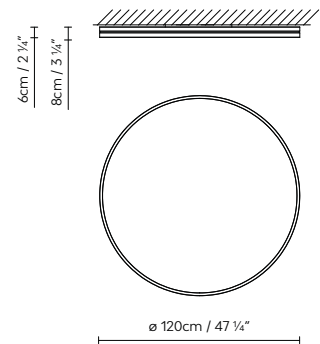
LITE HOLE C/W 60



LITE HOLE C/W 90



LITE HOLE C/W 120



○ White (matte) ● Black (matte) ● Gold ● Copper

755411	LITE HOLE C/W 60 WHITE	LED 17,4W 3416lm 150mA 3000K CRI≥90 230V DIM PUSH / DALI
755412	LITE HOLE C/W 60 BLACK	
755413	LITE HOLE C/W 60 GOLD	
755414	LITE HOLE C/W 60 COPPER	
755431	LITE HOLE C/W 90 WHITE	LED 41W 7960lm 350mA 3000K CRI≥90 230V DIM PUSH / DALI
755432	LITE HOLE C/W 90 BLACK	
755433	LITE HOLE C/W 90 GOLD	
755434	LITE HOLE C/W 90 COPPER	
755451	LITE HOLE C/W 120 WHITE	LED 19,5W 3664lm 225mA + LED 41W 7960lm 350mA 3000K CRI≥90 230V DIM PUSH / DALI
755452	LITE HOLE C/W 120 BLACK	
755453	LITE HOLE C/W 120 GOLD	
755454	LITE HOLE C/W 120 COPPER	

B.lux

Lite Square

by
David Abad

**Decorative
lighting**

Ceiling
lamps

Ceiling and wall lamp with diffused and adjustable LED light. Lite Square features two concentric metal profiles that stand out for their tiny size, only 6 cm thick. Made in two square sizes, of 60x60 cm or 110x110 cm, and in a rectangular size of 110x60 cm. They are all available in matte white, matte black, copper and gold. They all have an opal acrylic diffuser.

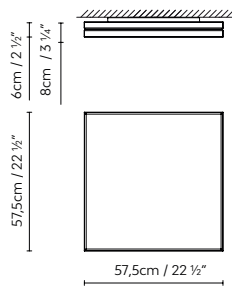
Luminaria de techo y pared, con luz LED difusa y regulable. Lite Square se define por sus dos perfiles metálicos concéntricos, que destacan por su escasa altura, de apenas seis centímetros de grosor. Se fabrica en dos formatos cuadrados, de 60x60 y 110x110 centímetros, y también en formato rectangular de 110x60 centímetros. Todos ellos están disponibles en acabados blanco mate, negro mate, cobre y oro. Todas ellas portan un difusor acrílico opal.

Hängeleuchte mit gestreutem und verstellbarem LED-Licht. Lite Square zeichnet sich aus durch seine beiden konzentrischen Metallprofile, die eine geringe Höhe und eine Dicke von knapp sechs Zentimetern haben. Sie wird in zwei quadratischen Formaten hergestellt, mit 60x60 und 110x110 Zentimetern, sowie in einem rechteckigen Format mit 110x60 Zentimetern. Sie sind in den Ausführungen Mattweiß, Mattschwarz, Kupfer- und Goldfarben verfügbar. Sie tragen alle einen opalfarbenen Diffusor aus Acrylglas.

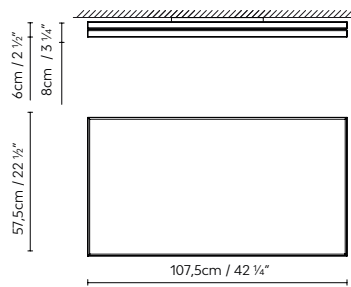




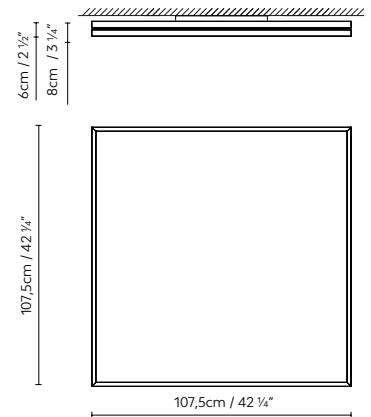
LITE SQUARE C/W 60x60



LITE SQUARE C/W 110x60



LITE SQUARE C/W 110x110



○ White (matte) ● Black (matte) ● Gold ● Copper

754411	LITE SQUARE C/W 60x60 WHITE	LED 28,8W 5360lm 350mA 3000K CRI≥90 230V DIM PUSH/DALI
754412	LITE SQUARE C/W 60x60 BLACK	
754413	LITE SQUARE C/W 60x60 GOLD	
754414	LITE SQUARE C/W 60x60 COPPER	
754431	LITE SQUARE C/W 110x60 WHITE	LED 57,6W 10720lm 350mA 3000K CRI≥90 230V DIM PUSH/DALI
754432	LITE SQUARE C/W 110x60 BLACK	
754433	LITE SQUARE C/W 110x60 GOLD	
754434	LITE SQUARE C/W 110x60 COPPER	
754451	LITE SQUARE C/W 110x110 WHITE	LED 115,2W 21440lm 350mA 3000K CRI≥90 230V DIM PUSH/DALI
754452	LITE SQUARE C/W 110x110 BLACK	
754453	LITE SQUARE C/W 110x110 GOLD	
754454	LITE SQUARE C/W 110x110 COPPER	

B.lux

Misko

by
Stone Designs

**Decorative
lighting**

Ceiling
lamps

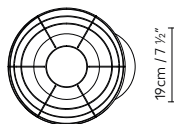
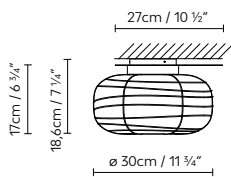
Japanese-style ceiling lamp, available in three sizes (C/W15, C25 and C35). Made with a disc that holds a source of light (E27). This disc can come in natural walnut or painted in matte black and supports the textured blow-glass diffuser with an opal matte white finish.

Luminaria de techo de inspiración japonesa, disponible en tres tamaños de plafón (C/W15, C25 y C35). Todas ellas se crean a partir de un disco que alberga una fuente de luz (E27). Este disco está disponible en acabado de madera natural de nogal o pintado en negro mate, y da soporte al difusor de vidrio soplado texturado, que presenta un acabado blanco mate opal.

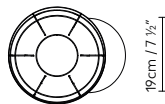
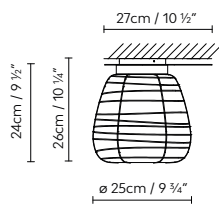
Japanisch inspirierte Decken- und Wandleuchte, die Deckenleuchte ist in drei Größen (C/W15, C25 und C35) erhältlich und die Wandleuchte in einer Größe (C/W15). Diese Scheibe ist in naturbelassenem Holz oder in mattschwarz lackiert erhältlich und hält den Diffusor aus geblasenem texturierten Glas, der eine mattweiße Opaloptik aufweist.



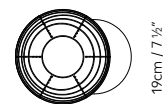
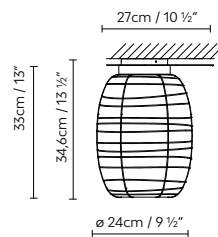
MISKO C/W15



MISKO C25



MISKO C35



● Black (matte) ● Natural Walnut

756403 **MISKO C/W15 WALNUT**
 756404 **MISKO C25 WALNUT**
 756408 **MISKO C35 WALNUT**

LED 10W (E27) / Flu. max.
 11W (E27)

756405 **MISKO C/W15 BLACK**
 756406 **MISKO C25 BLACK**
 756407 **MISKO C35 BLACK**

LED 10W (E27) / Flu. max.
 11W (E27)

B.lux

Q. Bo

by
Carlos Serra

**Decorative
lighting**

Ceiling
lamps

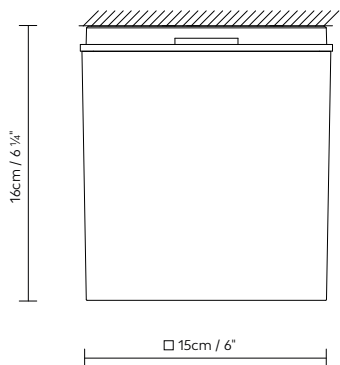
Wall or ceiling LED lamp with an opal white polycarbonate diffuser and aluminium base painted in matte white.

Aplique o plafón LED con difusor de policarbonato blanco opal y base de aluminio pintada en blanco mate.

LED Wand- oder Deckenleuchte mit opal Polykarbonat-Diffusor und Fuß aus lackiertem Aluminium in Weiß matt.



Q.BO C/W



○ White (matte)

820115

Q.BO C/W LED WHITE

LED 8,7W 650lm 2700K CRI≥90 230V



CE EAC



Q.BOW p. 224

B.lux

Quadrat

by
Jorge Pensi

**Decorative
lighting**

Ceiling
lamps

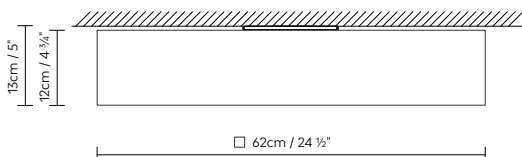
Square ceiling lamp, made from oak laminate. Available in three finishes: natural oak, wenge and matte white. Lower shade made from heat-shrunk film, and upper shade from polycarbonate.

Plafón de forma cuadrada, fabricado en madera natural laminada de roble. Disponible en tres acabados: roble natural, wengué y blanco mate. Difusor inferior de film termorretráctil y difusor superior de policarbonato.

Quadratische Deckenleuchte aus Eichen-Schichtpressholz. Erhältlich in drei Ausführungen: Eiche natur, Wengué-Furnier und matt Weiß. Unterer Diffusor aus wärmeschrumpfender Folie, oberer Diffuser aus Polykarbonat.



QUADRAT C60x60



○ White (matte) ● Natural Oak ● Wenge

661450	QUADRAT C60x60 LED OAK	LED 5 x 8W 6920lm
661451	QUADRAT C60x60 LED WHITE	350mA 3000K CRI≥90 230V
661455	QUADRAT C60x60 LED WENGE	



B.lux

R2

by
David Abad

**Decorative
lighting**

Ceiling
lamps

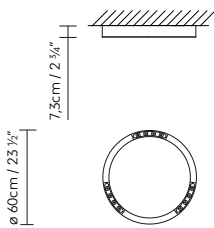
Aluminium ceiling lamp shaped like a circular ring. For its light source, it uses LED floodlight modules that provide uniform lighting. Finishes: matte white, matte bronze, matte black, natural oak wood or walnut. Available in three sizes. Dimmer.

Luminaria de techo de aluminio con forma de anillo circular. Como fuente de luz, emplea módulos de proyectores LED, que proporcionan una iluminación uniforme. Acabados: blanco mate, bronce mate, negro mate, madera natural de roble o nogal. Disponible en tres tamaños. Dimmer.

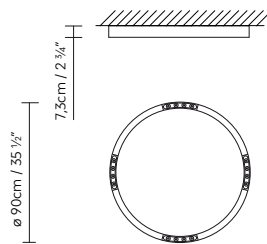
Deckenleuchte aus Aluminium in Ringform. Als Lichtquelle werden Module aus LED-Scheinwerfern eingesetzt, die für eine gleichmäßige Beleuchtung sorgen. Ausführungen: mattweiß, mattbronze, mattschwarz oder Natureiche. In drei Formaten erhältlich. Dimmer.



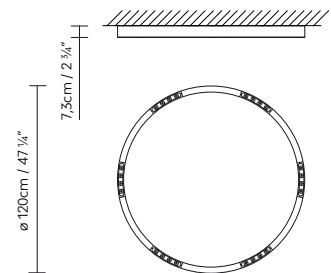
R2 C60



R2 C90



R2 C120



○ White (matte) ● Bronze (matte) ● Black (matte) ● Natural Oak ● Natural Walnut

743410	R2 C60 WHITE	LED 3 x 18W 7879lm 250mA 3000K CRI≥90 230V DIM PUSH / DALI
743411	R2 C60 BRONZE	
743412	R2 C60 BLACK	
743413	R2 C60 OAK	
743414	R2 C60 WALNUT	
743420	R2 C90 WHITE	LED 4 x 18W 9755lm 250mA 3000K CRI≥90 230V DIM PUSH / DALI
743421	R2 C90 BRONZE	
743422	R2 C90 BLACK	
743423	R2 C90 OAK	
743424	R2 C90 WALNUT	
743430	R2 C120 WHITE	LED 6 x 17W 13957lm 240mA 3000K CRI≥90 230V DIM PUSH / DALI
743431	R2 C120 BRONZE	
743432	R2 C120 BLACK	
743433	R2 C120 OAK	
743434	R2 C120 WALNUT	

B.lux

Speers ARM

by
David Abad

**Decorative
lighting**

**Ceiling
lamps**

Ceiling lamp with two metal arms that always come in textured matte black. These arms are combined with two sizes of articulated shades: L and S. The L shade is made in aluminum and available in solid textured matte white or black. The S shade is made in satin brass with a textured matte white finish on the outside, or in satin copper with a textured matte black finish on the outside. The Speers Arm C lamp is equipped with a high-luminance LED light source. It includes a glass lens that focuses the light and enhances its luminous efficiency.

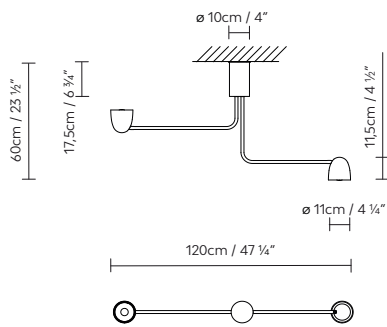
Luminaria de techo compuesta por dos brazos fabricados en metal, que presentan siempre un acabado negro mate texturado. Estos brazos se combinan con dos formatos de pantallas articuladas: L y S. La pantalla L está fabricada en aluminio y está disponible en acabado monocolor blanco mate texturado o negro mate texturado. La pantalla S se fabrica en latón satinado con acabado exterior blanco mate texturado, y en cobre satinado con acabado exterior negro mate texturado. Speers Arm C tiene una fuente de luz LED de alta luminancia. Incluye una lente de vidrio que concentra la luz y aporta un mayor rendimiento lumínico.

Decke- und Wandleuchte bestehend aus zwei aus Metall hergestellten Armen, die immer eine mattschwarze Strukturierung aufweisen. Diese Arme werden mit schwenkbaren Schirmen in zwei Formaten kombiniert: L und S. Der Schirm L ist aus Aluminium hergestellt und ist mit einer einfarbigen mattweißen oder mattschwarzen Strukturierung verfügbar. Der Schirm S ist aus satiniertem Messing hergestellt und hat auf der Außenseite eine mattweiße strukturierte Ausführung, oder er ist aus satiniertem Kupfer mit einer mattschwarzen strukturierten Ausführung auf der Außenseite. Speers Arm C hat eine LED-Lichtquelle mit hoher Leuchtkraft. Sie umfasst eine Glaslinse, die das Licht konzentriert und eine höhere Leuchtkraft ermöglicht.

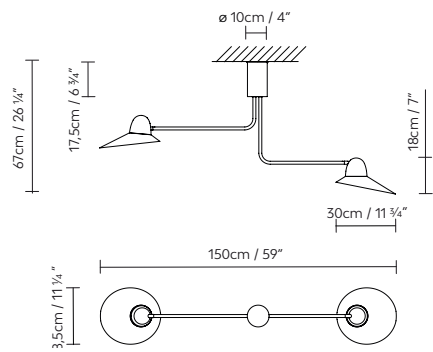




SPEERS ARM C BODY + SHADE S



SPEERS ARM C BODY + SHADE L



SHADE S: ○ ● White (matte) / Brass (satin) ● ● Black (matte) / Copper (satin)

SHADE L: ○ White ● Black

BODY: ● Black

757101 **SPEERS ARM SHADE S WHITE / BRASS +**
 757102 **SPEERS ARM SHADE S BLACK / COPPER +**
 757106 **SPEERS ARM SHADE L WHITE+**
 757107 **SPEERS ARM SHADE L BLACK+**

LED 9W 1100lm 500mA 2700K CRI≥90 230V DIM PHASE CUT

757422 **SPEERS ARM C BODY BLACK+**

B.lux

Tree Series

by
Werner Aisslinger

**Decorative
lighting**

Ceiling
lamps

Ceiling lamp with an organic look and aluminium shade. Direct and reflected light. Available in textured monochromatic white or black matte finishes, and textured two-toned matte black and white, with a gold interior.

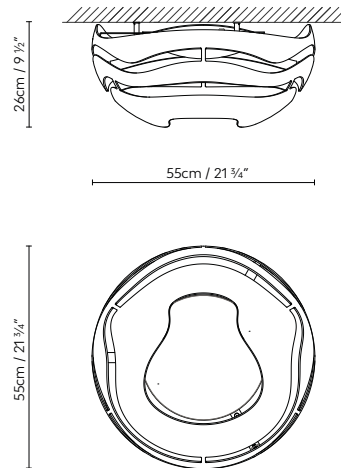
Plafón de estética orgánica, con pantalla de aluminio. Luz directa y reflejada. Disponible en acabados monocolor blanco o negro mate texturados, y bicolor blanco o negro mate texturados con interior oro.

Deckenleuchte mit organischer Ästhetik, Schirm aus Aluminium. Direktes Licht und Reflektor. Erhältlich in den Ausführungen einheitlich Weiß oder Schwarz matt bzw. zweifarbig Schwarz und Weiß, matt texturiert, innen Gold.





TREE SERIES C50



- | | | | |
|-----|-------------------------------|-----|------------------------------|
| ○ ○ | White (matte) / white (matte) | ○ ● | White (matte) / gold (matte) |
| ● ● | Black (matte) / black (matte) | ● ● | Black (matte) / gold (matte) |

- | | |
|--------|--|
| 701452 | TREE SERIES C50 LED WHITE-WHITE |
| 701453 | TREE SERIES C50 LED BLACK-BLACK |
| 701454 | TREE SERIES C50 LED WHITE-GOLD |
| 701455 | TREE SERIES C50 LED BLACK-GOLD |

LED 19,5W 2350lm 700mA 3000K CRI≥90 230V DIM PUSH/1-10V

B.lux

Veroca

by
Miguel Ángel Ciganda

**Decorative
lighting**

**Ceiling
lamps**

Ceiling lamp featuring a non-flammable textile diffuser, light-up body and four tension springs, with their respective supports. The textile diffuser can be machine washed and ironed without losing its features. The combination of various textile diffusers allows for multiple arrangements. Available in white or natural white. The Veroca comes in four sizes, all available with fluorescent or LED bulbs.

Luminaria de techo, compuesta por un difusor textil ignífugo, un cuerpo lumínico y cuatro muelles tensores, con sus respectivos soportes. El difusor textil puede lavarse a máquina y plancharse, sin perder sus características. La combinación de varios difusores textiles permite múltiples composiciones. Disponible en color blanco o crudo. Veroca se fabrica en cuatro tamaños, todos ellos disponibles con lámparas fluorescentes o LED.

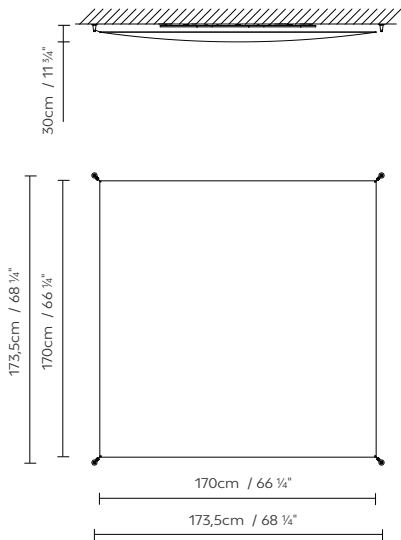
Deckenleuchte mit feuerfestem Textildiffusor, Leuchtenkörper und vier Spannfedern mit ihrer jeweiligen Halterung. Der Textildiffusor ist ohne Verlust seiner Eigenschaften in der Maschine waschbar und bügelfest. Die Kombination mehrerer Textildiffusoren eröffnet vielfältige Gestaltungsmöglichkeiten. Erhältlich in Weiß oder Leinen. Veroca wird in vier Größen hergestellt und alle Ausführungen sind mit Leuchtstofflampen oder LEDs erhältlich.



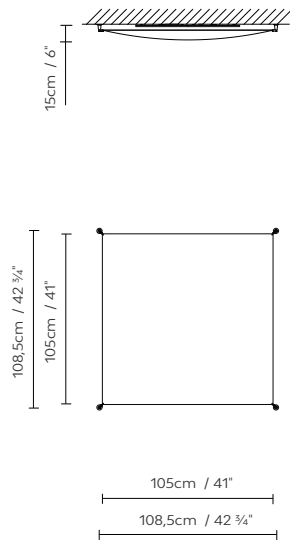
Veroca



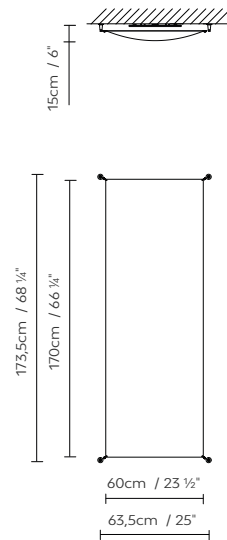
VEROCA 1



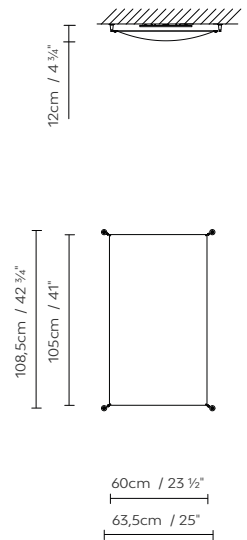
VEROCA 2



VEROCA 3



VEROCA 4





White



Natural white

818410	VEROCA 1 CONVENTIONAL (G13) BODY +	Fluo. 6 x 36W (G13)
818410EE	VEROCA 1 ELECTRONIC (2G11) BODY +	Fluo. 6 x 55W (2G11)
818415	VEROCA 1 ELECTRONIC (G5) BODY +	Fluo. 6 x 28/54W (G5)
818410DD	VEROCA 1 DIM (2G11) BODY +	Fluo. 6 x 55W (2G11) DIM PUSH / DALI
818415DD	VEROCA 1 DIM 1-10V (G5) BODY +	Fluo. 6 x 28/54W (G5) DIM 1-10V
818416D	VEROCA 1 LED DIM PUSH-DALI BODY +	LED 6 x 21W 21216lm 450mA 3000K CRI \geq 90 230V DIM PUSH / DALI
818417	VEROCA 1 LED DIM PHASE CUT BODY+	LED 6 x 16W 15876lm 350mA 2700K CRI \geq 90 230V DIM PHASE CUT
818411	VEROCA 1 SHADE WHITE	
818412	VEROCA 1 SHADE NATURAL WHITE	
818420	VEROCA 2 CONVENTIONAL (G13) BODY +	Fluo. 4 x 18W (G13)
818420EE	VEROCA 2 ELECTRONIC (2G11) BODY +	Fluo. 4 x 36W (2G11)
818425	VEROCA 2 ELECTRONIC (G5) BODY +	Fluo. 4 x 14/24W (G5)
818420DD	VEROCA 2 DIM (2G11) BODY +	Fluo. 4 x 36W (2G11) DIM PUSH / DALI
818425DD	VEROCA 2 DIM 1-10V (G5) BODY +	Fluo. 4 x 14/24W (G5) DIM 1-10V
818426D	VEROCA 2 LED DIM PUSH-DALI BODY +	LED 4 x 10,25W 7072lm 450mA 3000K CRI \geq 90 230V DIM PUSH / DALI
818427	VEROCA 2 LED DIM PHASE CUT BODY +	LED 4 x 8W 5292lm 350mA 2700K CRI \geq 90 230V DIM PHASE CUT
818421	VEROCA 2 SHADE WHITE	-
818422	VEROCA 2 SHADE NATURAL WHITE	-
818430	VEROCA 3 CONVENTIONAL (G13) BODY +	Fluo. 2 x 36W (G13)
818435	VEROCA 3 ELECTRONIC (G5) BODY +	Fluo. 2 x 28/54W (G5)
818435DD	VEROCA 3 DIM 1-10V (G5) BODY +	Fluo. 2 x 28/54W (G5) DIM 1-10V
818436D	VEROCA 3 LED DIM PUSH-DALI BODY +	LED 2 x 21W 7072lm 450mA 3000K CRI \geq 90 230V DIM PUSH / DALI
818437	VEROCA 3 LED DIM PHASE CUT BODY+	LED 2 x 16W 5292lm 350mA 2700K CRI \geq 90 230V DIM PHASE CUT
818431	VEROCA 3 SHADE WHITE	
818432	VEROCA 3 SHADE NATURAL WHITE	
818440	VEROCA 4 CONVENTIONAL (G13) BODY +	Fluo. 2 x 18W (G13)
818445	VEROCA 4 ELECTRONIC (G5) BODY +	Fluo. 2 x 14/24W (G5)
818445DD	VEROCA 4 DIM 1-10V (G5) BODY +	Fluo. 2 x 14/24W (G5) DIM 1-10V
818446D	VEROCA 4 LED DIM PUSH-DALI BODY +	LED 2 x 10,5W 3536lm 450mA 3000K CRI \geq 90 230V DIM PUSH / DALI
818447	VEROCA 4 LED DIM PHASE CUT BODY+	LED 2 x 8W 2646lm 350mA 2700K CRI \geq 90 230V DIM PHASE CUT
818441	VEROCA 4 SHADE WHITE	
818442	VEROCA 4 SHADE NATURAL WHITE	



Wall
lamps



B.lux

A3-A4

by
Stone Designs

**Decorative
lighting**


Wall
lamps

Wall lamp with a polycarbonate diffuser, crafted in aluminium. Indirect, 360° perimeter light. Available in textured matte white, textured matte black or oak veneer options.

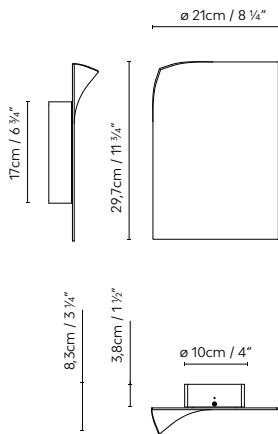
Apliques de luz con difusor de policarbonato, fabricado en aluminio. Luz perimetral indirecta de 360°. Disponible en acabados blanco mate texturado, negro mate texturado o laminado de madera de roble natural.

Wandleuchte aus Aluminium mit Polykarbonat-Diffusor. Indirekte 360-Grad-Ausleuchtung. Verfügbar in matt Weiß mit Textur, Schwarz matt mit Textur oder Naturholzlaminat.






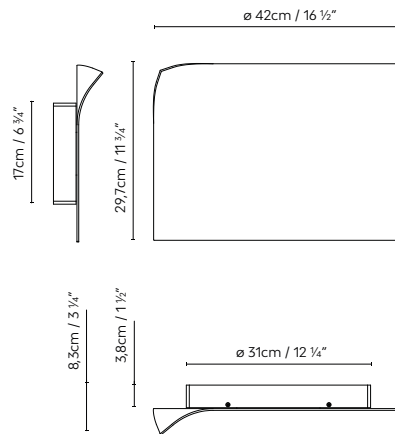
A4 L




A4 R



A3 L



A3 R



● Natural Oak
 ○ White (matte)
 ● Black (matte)

731160	A4 (L) OAK	
731161	A4 (L) WHITE	
731162	A4 (L) BLACK	
731150	A4 (R) OAK	LED 8W 1280lm 350mA 3000K
731151	A4 (R) WHITE	CRI≥90 110-230V
731152	A4 (R) BLACK	

731110	A3 (L) OAK	
731111	A3 (L) WHITE	
731112	A3 (L) BLACK	
731100	A3 (R) OAK	LED 12W 1920lm 350mA 3000K
731101	A3 (R) WHITE	CRI≥90 110-230V
731102	A3 (R) BLACK	

B.lux

Blux System

**Decorative
lighting**

Wall
lamps

Designed
in 1979

Articulated wall lamp designed in the late 70s in the style of the English school. The simplicity of its forms is reflected in its friction swivel joints and aluminum shade. Finishes: matte black, matte red or matte beige, and the inside of the shade in satin white. Also available with brass and copper shades that combine with the body of the lamp in black.

Luminaria de pared articulada diseñada a finales de los años 70, siguiendo el estilo de la escuela inglesa. La sencillez de sus formas queda reflejada en sus articulaciones de fricción, y en su pantalla de aluminio. Acabados: negro mate, rojo mate o beige mate, todos ellos con el interior de la pantalla en blanco satinado. También disponible con pantallas en acabado latón y cobre, que se combinan con el cuerpo de la luminaria en negro.

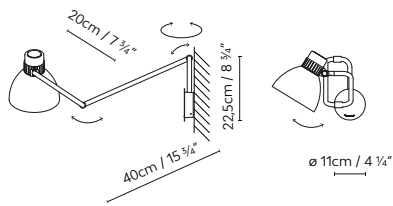
Wandleuchte mit verstellbaren Gelenken, Design Ende der 70er Jahre im Stil der englischen Schule. Die schlichten Formen spiegeln sich in den Friktionsgelenken und in ihrem Schirm aus Aluminium wider. Ausführungen: mattschwarz, mattrot und mattbeige, alle mit einem satiniertem Weiß auf der Innenseite des Schirms. Auch verfügbar mit Schirmen in einer messing- oder kupferfarbenen Ausführung, die mit einem Leuchtkörper in Schwarz kombiniert werden.



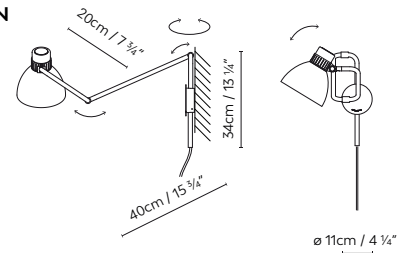
Blux System



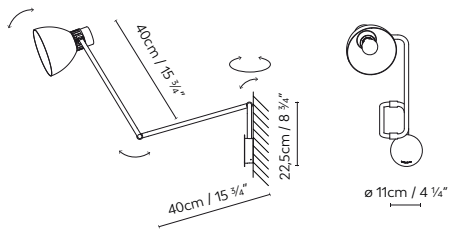
BLUX SYSTEM W20



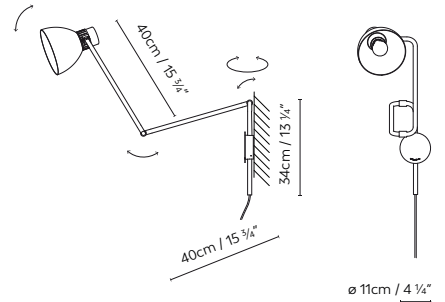
BLUX SYSTEM W20 PLUG-IN



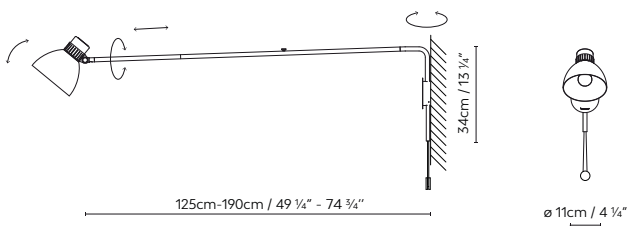
BLUX SYSTEM W40



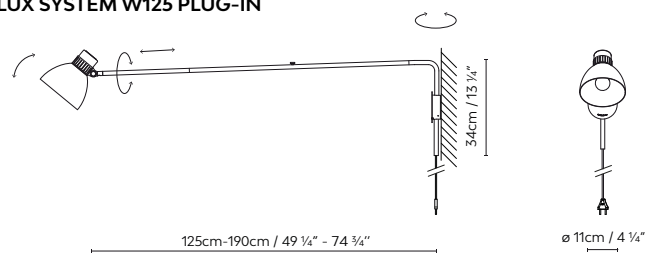
BLUX SYSTEM W40 PLUG-IN




BLUX SYSTEM W125

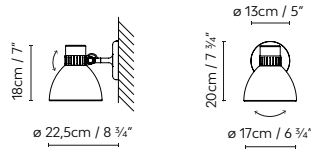


BLUX SYSTEM W125 PLUG-IN





BLUX SYSTEM W



Black (matte)
 Red (matte)
 Beige (matte)
 Brass (matte) /Black (matte)
 Copper (matte) /Black (matte)

736170	BLUX SYSTEM W BLACK	
736171	BLUX SYSTEM W RED	
736172	BLUX SYSTEM W BEIGE	LED 10W (E27) / Fluo. max. 11W (E27)
736173	BLUX SYSTEM W BRASS	
736174	BLUX SYSTEM W COPPER	
736100	BLUX SYSTEM W20 BLACK	
736101	BLUX SYSTEM W20 RED	
736102	BLUX SYSTEM W20 BEIGE	LED 10W (E27) / Fluo. max. 11W (E27)
736103	BLUX SYSTEM W20 BRASS	
736104	BLUX SYSTEM W20 COPPER	
736105	BLUX SYSTEM W20 PLUG-IN BLACK	
736106	BLUX SYSTEM W20 PLUG-IN RED	
736107	BLUX SYSTEM W20 PLUG-IN BEIGE	LED 10W (E27) / Fluo. max. 11W (E27)
736108	BLUX SYSTEM W20 PLUG-IN BRASS	
736109	BLUX SYSTEM W20 PLUG-IN COPPER	

736120	BLUX SYSTEM W40 BLACK	
736121	BLUX SYSTEM W40 RED	
736122	BLUX SYSTEM W40 BEIGE	LED 10W (E27) / Fluo. max. 11W (E27)
736123	BLUX SYSTEM W40 BRASS	
736124	BLUX SYSTEM W40 COPPER	
736125	BLUX SYSTEM W40 PLUG-IN BLACK	
736126	BLUX SYSTEM W40 PLUG-IN RED	
736127	BLUX SYSTEM W40 PLUG-IN BEIGE	LED 10W (E27) / Fluo. max. 11W (E27)
736128	BLUX SYSTEM W40 PLUG-IN BRASS	
736129	BLUX SYSTEM W40 PLUG-IN COPPER	
736150	BLUX SYSTEM W125 BLACK	
736151	BLUX SYSTEM W125 RED	
736152	BLUX SYSTEM W125 BEIGE	LED 10W (E27) / Fluo. max. 11W (E27)
736153	BLUX SYSTEM W125 BRASS	
736154	BLUX SYSTEM W125 COPPER	
736155	BLUX SYSTEM W125 PLUG-IN BLACK	
736156	BLUX SYSTEM W125 PLUG-IN RED	
736157	BLUX SYSTEM W125 PLUG-IN BEIGE	LED 10W (E27) / Fluo. max. 11W (E27)
736158	BLUX SYSTEM W125 PLUG-IN BRASS	
736159	BLUX SYSTEM W125 PLUG-IN COPPER	

B.lux

Bowee

by
Werner Aisslinger

**Decorative
lighting**

Wall
lamps

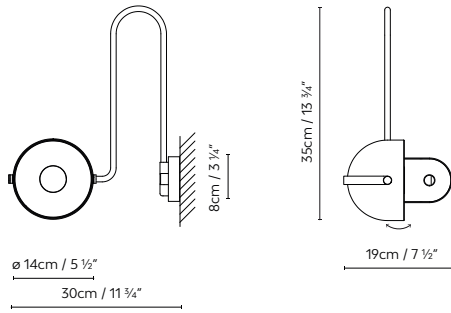
LED wall lamp made with half-sphere shades. Available with either one shade (W1 left and W1 right), both with a switch, or two shades (W2). On all these lamps, the light source can be adjusted on its horizontal axis and gives direct and diffused light. Available in metallic English bronze, matte turquoise and matte beige.

Luminaria LED de pared formada por pantallas de forma semiesférica. Está disponible con una única pantalla (W1 left y W1 right), ambos con interruptor, y también con doble pantalla (W2). En todas ellas, la fuente de luz es orientable en su eje horizontal, y emite luz directa y difusa. Disponible en acabado bronce inglés metalizado, turquesa mate, y beige mate.

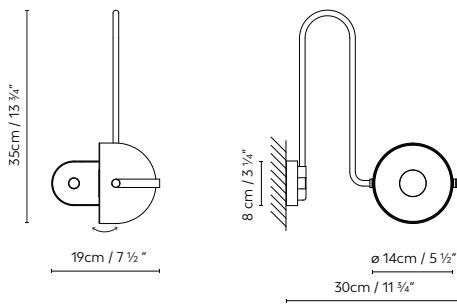
LED-Wandleuchte bestehend aus halbkugelförmigen Schirmen. Sie ist verfügbar mit einem einzigen Schirm (W1 left und W1 right), beide mit Schalter, und auch mit zwei Schirmen (W2). Bei allen kann die Lichtquelle auf ihrer horizontalen Ebene ausgerichtet werden und gibt direktes oder Streulicht aus. Verfügbar in einer metallic English Bronze, matt türkisfarbenen und matt beigefarbenen Ausführung.



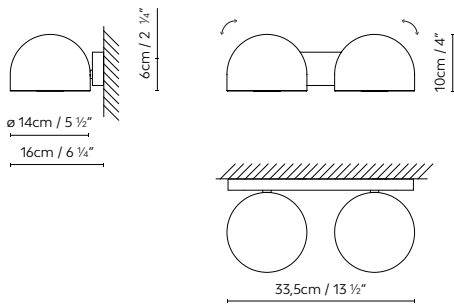
BOWEE W1 LEFT



BOWEE W1 RIGHT



BOWEE W2



● Beige (matte) ● Clear turquoise (matte) ● Metallic English bronze

758100 **BOWEE W1 LEFT** BEIGE
 758101 **BOWEE W1 LEFT** CLEAR TURQUOISE
 758102 **BOWEE W1 LEFT** METALLIC ENGLISH BRONZE

LED 6,4W 760lm 350mA 3000K CRI≥90

758110 **BOWEE W1 RIGHT** BEIGE
 758111 **BOWEE W1 RIGHT** CLEAR TURQUOISE
 758112 **BOWEE W1 RIGHT** METALLIC ENGLISH BRONZE

LED 6,4W 760lm 350mA 3000K CRI≥90

758120 **BOWEE W2** BEIGE
 758121 **BOWEE W2** CLEAR TURQUOISE
 758122 **BOWEE W2** METALLIC ENGLISH BRONZE

LED 2x6,4W 1520lm 350mA 3000K CRI≥90

B.lux

C_Ball

by
Stone Designs

**Decorative
lighting**

Wall
lamps

Decorative wall lamp consisting of an opal glass sphere and metal components finished in satin brass or matte black. Available in two versions: diffused light (1L), or diffused light and adjustable beam for reading (2L).

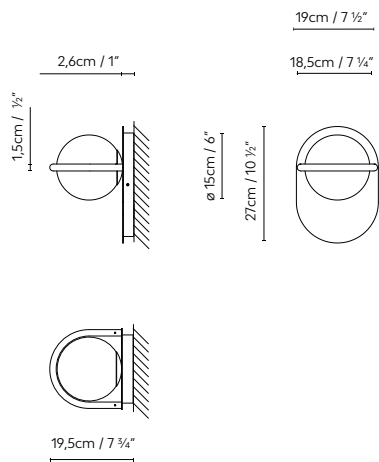
Aplique decorativo formado por una esfera de vidrio opal y partes metálicas acabadas en latón satinado, o en negro mate. Disponible en dos versiones: iluminación ambiental (1L), o iluminación ambiental más puntual para lectura (2L).

Dekorative Wandleuchte mit einer Opalglaskugel und Metallteilen in den Ausführungen Blech satiniert oder Schwarz lackiert. Verfügbar in zwei Versionen: Indirekte Beleuchtung (1L), oder Indirekte Beleuchtung und Leselampe (2L).

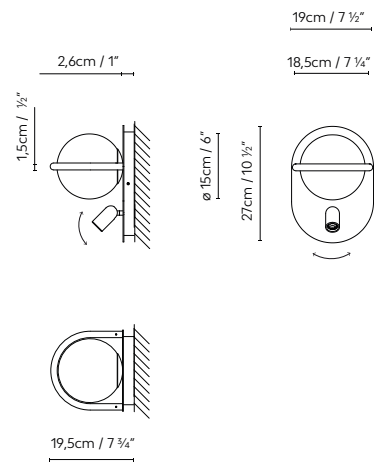




C_BALL W1L



C_BALL W2L



● Brass (satin) ● Black (matte)

748410 **C_BALL W (1L) BRASS** LED 6W (E14) / Fluo. max. 12W (E14)
 748415 **C_BALL W (1L) BLACK**

748420 **C_BALL W (2L) BRASS** LED 6W (E14) / Fluo. max. 12W (E14) + LED 4,5W 546lm 250mA 3000K CRI≥90
 748425 **C_BALL W (2L) BLACK**

B.lux

Cone Light

by
Werner Aisslinger

**Decorative
lighting**

Wall
lamps

Vitrified translucent porcelain wall lamp. Available in texturized matte white, with brass fittings. A soft glow around it, and direct light below.

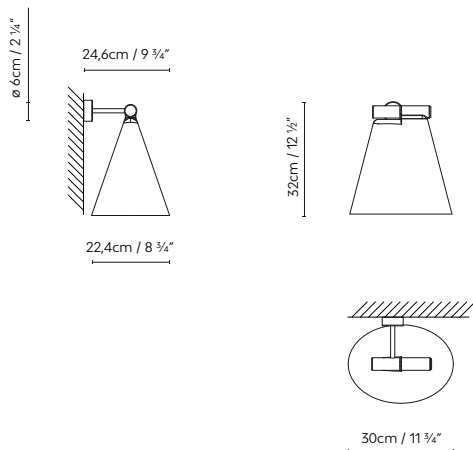
Aplique de porcelana traslúcida vitrificada. Disponible en acabado blanco mate texturado, con herrajes de latón. Luz tenue en su entorno, y luz directa inferior.

Wandleuchte aus lichtdurchlässiger, glasierter Porzellan. Erhältlich in Weiß matt texturiert mit Messingbeschlägen. Gedämpfte Ausleuchtung der Umgebung, direktes Licht nach unten.



CONE LIGHT W

○ ● White (matte) / Brass



739111 **CONE LIGHT W** LED 15W (E27) / Fluo. max. 30W (E27)



B.lux

Dolce

by
Miguel Ángel Ciganda

**Decorative
lighting**

Wall
lamps

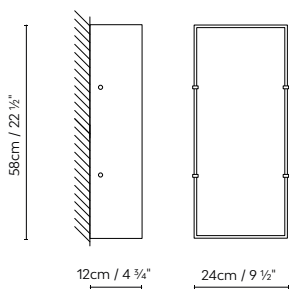
LED wall lamps with natural white fabric shade. Available in three sizes.

Apliques LED con difusor de tela en color crudo. Disponible en tres tamaños.

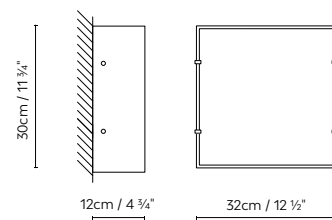
LED wandleuchte mit leinenfarbenem Textildiffusor. Verfügbar in drei Größen.



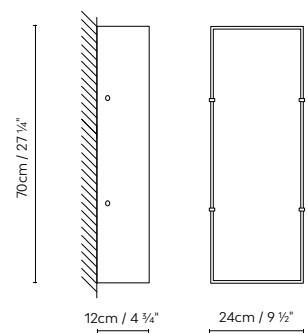
DOLCE W1



DOLCE W2



DOLCE W3



● Natural white

821111	DOLCE W1 LED	LED 15,3W 2652lm 450mA 3000K CRI≥90 230V
821112	DOLCE W2 LED	LED 3 x 4W 2076lm 350mA 3000K CRI≥90 110-230V
821113	DOLCE W3 LED	LED 3 x 10,25W 5300lm 450mA 3000K CRI≥90 230V



B.lux

Eliana

by
Manel Ybargüengoitia

**Decorative
lighting**

Wall
lamps

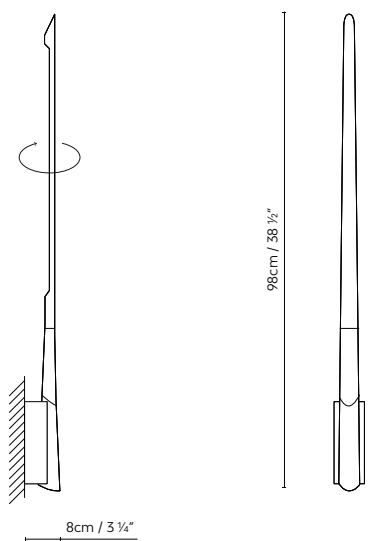
LED metallic structure wall light,
available in two finishes: textured
matte white or matte grey.

Aplique LED de estructura metálica,
disponible en dos acabados: blanco
mate texturado, o gris mate.

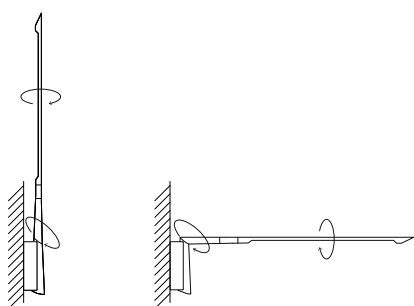
LED wandleuchte mit Metallstruktur, in
zwei Ausführungen erhältlich: Weiß
matt mit Textur oder Mattgrau.



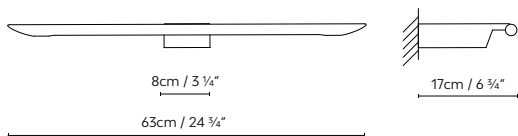
ELIANA W2



8cm / 3 1/4"



ELIANA W PICTURE



○ White (matte) ● Grey (matte)

615111
615112
615121
615122

ELIANA W2 LED WHITE
ELIANA W2 LED GREY
ELIANA W PICTURE LED WHITE
ELIANA W PICTURE LED GREY

LED 7,35W 1000lm 350mA 3000K CRI≥90 110-230V



B.lux

Misko

by
Stone Designs

**Decorative
lighting**

Wall
lamps

Japanese-style wall lamp. Made with a disc that holds a source of light (E27). This disc can come in natural walnut or painted in matte black and supports the textured blow-glass diffuser with an opal matte white finish.

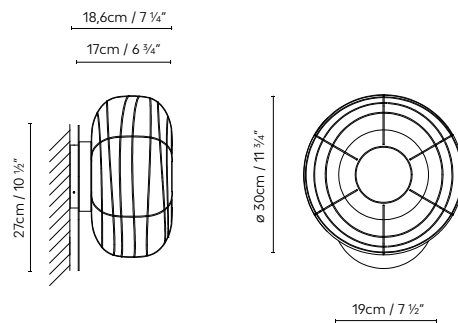
Luminaria de pared de inspiración japonesa. Se crea a partir de un disco que alberga una fuente de luz (E27). Este disco está disponible en acabado de madera natural de nogal o pintado en negro mate, y da soporte al difusor de vidrio soplado texturado, que presenta un acabado blanco mate opal.

Wandleuchte, inspiriert in Japan. Sie wird ausgehend von einer Scheibe entwickelt, auf der sich eine Leuchtquelle befindet (E27). Diese Scheibe ist verfügbar in einer Ausführung aus naturbelassenem Nussbaumholz oder mattschwarz gestrichen. Sie dient als Halterung für den Diffusor aus geblasenem strukturiertem Glas, der ein mattes, opalweißes Finish aufweist.





MISKO C/W15



● Black (matte) ● Natural Walnut

756403
756405

MISKO C/W15 WALNUT
MISKO C/W15 BLACK

LED 10W (E27) / Fluo. max. 11W (E27)



B.lux

Nora

**Decorative
lighting**

Wall
lamps

Surface or recessed wall lamp, made out of stainless steel satin finish and a polycarbonate diffuser. Multiple pictograms may be incorporated. Mounting with plaster kit or concrete box.

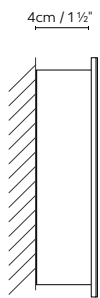
Aplique de superficie o empotrado, realizado en acero inoxidable satinado y difusor de policarbonato. Permite incorporar múltiples pictogramas. Colocación con plaster kit o concrete box.

Wandleuchte auf der Oberfläche oder unter Putz aus Inox-Stahl satiniert, mit Diffusor aus Polycarbonat. Bietet die Möglichkeit, Piktogramme einzufügen. Anbringung mit Plaster kit oder Concrete box.

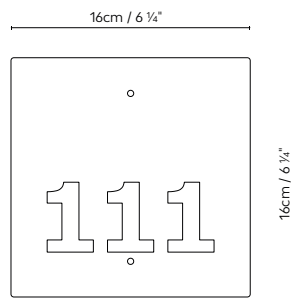




NORA SURFACE



NORA RECESSED



● Stainless steel (satin)

829130 **NORA SURFACE LED**
 829131 **NORA RECESSED LED**

LED 3,3W 540lm 150mA 3000K CRI≥90 230V

829122 **NORA RECESSED ACCESSORY: PLASTER KIT** (optional)



B.lux

Petite

by
Miguel Herranz

**Decorative
lighting**

Wall
lamps

Articulated wall lamp made up of a metallic structure and bracket, crafted in extruded aluminium. Available with an aluminium and polycarbonate or a natural white textile shade. Finishes: matte grey, anodised shiny silver or matte white. Made in two sizes.

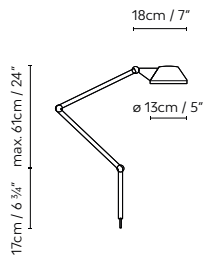
Aplique articulado, compuesto por estructura metálica y soporte, fabricado en aluminio extruado. Disponible con pantalla de aluminio y policarbonato, o con pantalla textil acabado crudo. Acabados: gris mate, anodizado plata brillo, o blanco mate. Se fabrica en dos tamaños.

Wandleuchte mit Gelenkarm, bestehend aus Leuchtenstruktur und Halterung, hergestellt aus extrudiertem Aluminium. Verfügbar mit Reflektorkopf aus Aluminium und Polykarbonat oder mit leinenfarbenem Textilschirm. Ausführungen: matt-grau, anodisiert-glänzend Silver oder matt-weiß. Wird in zwei Größen hergestellt.

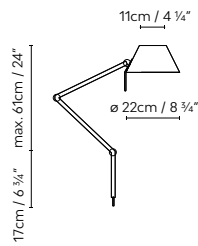




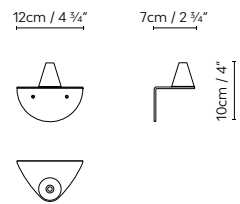
PETITE W21



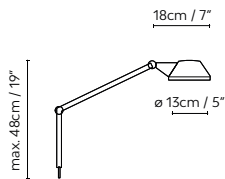
PETITE W22



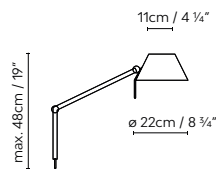
PETITE BRACKET D (PLUG-IN)



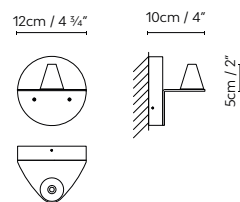
PETITE W11



PETITE W12



PETITE BRACKET E



● Grey (matte) ○ White (matte) ● Silver (shiny)

637210	PETITE 21 GREY +	
637211	PETITE 21 WHITE +	LED 6W (E14)
637212	PETITE 21 SILVER +	
637220	PETITE 22 GREY +	
637221	PETITE 22 WHITE +	LED 10W (E27)
637222	PETITE 22 SILVER +	
637110	PETITE 11 GREY +	
637111	PETITE 11 WHITE +	LED 6W (E14)
637112	PETITE 11 SILVER +	

637120	PETITE 12 GREY +	
637121	PETITE 12 WHITE +	LED 10W (E27)
637122	PETITE 12 SILVER +	
637960	PETITE BRACKET D GREY	
637961	PETITE BRACKET D WHITE	
637962	PETITE BRACKET D SILVER	
637970	PETITE BRACKET E GREY	
637971	PETITE BRACKET E WHITE	
637972	PETITE BRACKET E SILVER	

B.lux

Q. Bo

by
Carlos Serra

**Decorative
lighting**

Wall
lamps

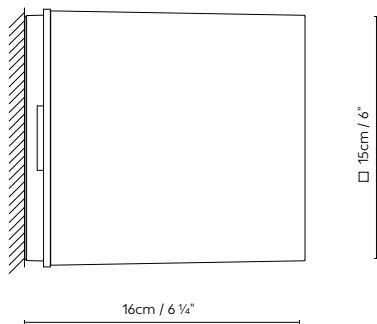
Wall or ceiling LED lamp with an opal white polycarbonate diffuser and aluminium base painted in matte white.

Aplique o plafón LED con difusor de policarbonato blanco opal y base de aluminio pintada en blanco mate.

LED Wand- oder Deckenleuchte mit opal Polykarbonat-Diffusor und Fuß aus lackiertem Aluminium in Weiß matt.



Q.BO C/W



White (matte)

820115 **Q.BO C/W** LED WHITE LED 8,7W 650lm 2700K CRI≥90 230V



B.lux

Speers

by
David Abad

**Decorative
lighting**

**Wall
lamps**

Dual-light wall lamp (2L) with an ambient indirect light (touch-dim) and an adjustable direct light (touch on-off). Also available with a single direct source of light (1L). The light source is a high-luminance LED, which features a glass lens to focus the light and improve performance. Available in two finishes: textured white matte outer finish with a satin brass interior, and textured black matte exterior with satin copper interior.

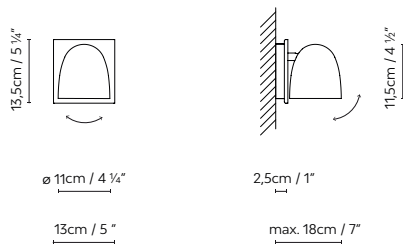
Aplique de doble encendido (2L), con luz ambiental indirecta (touch-dim) y luz directa orientable (touch on-off). Disponible también con una única fuente de luz directa (1L). La fuente de luz es un LED de alta luminancia, que incluye una lente de vidrio que concentra la luz y aporta un mayor rendimiento lumínico. Está disponible en dos acabados: acabado exterior blanco mate texturado con interior en latón satinado, y exterior negro mate texturado con interior en cobre satinado.

Wandleuchte mit zwei getrennt schaltbaren Phasen (2L) für indirekte Raumausleuchtung (touch-dim) und eine ausrichtbare Punktleuchte (touch on-off). Auch mit einer einzigen Lichtquelle für direkte Beleuchtung (1L) lieferbar. Als Lichtquelle kommen leuchtstarke LEDs zum Einsatz, Glaslinsen bündeln das Licht und erhöhen die Beleuchtungseffizienz. In zwei Ausführungen lieferbar: außen Weiß matt texturiert und innen satiniertes Blech sowie außen Schwarz matt texturiert und innen satiniertes Kupfer.

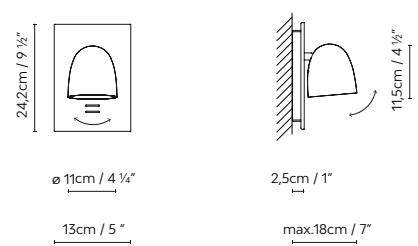




SPEERS W (1L)



SPEERS W (2L)



White (matte) / brass (satin)

 Black (matte) / copper (satin)

729116 **SPEERS W (1L) WHITE-BRASS** LED 9W 1100lm 500mA 2700K CRI≥90 110-230V TOUCH-DIM
 729112 **SPEERS W (1L) BLACK-COPPER**

729106 **SPEERS W (2L) WHITE-BRASS** LED 9W 1100lm 500mA 2700K CRI≥90 110-230V +
 729102 **SPEERS W (2L) BLACK-COPPER** + LED 9,8W 12V 920lm 3000K CRI≥90 230V TOUCH-DIM



Speers Arm

by
David Abad

**Decorative
lighting**

Wall
lamps

Wall lamp available in two models: the individual one has one arm (W1) and the double one has two arms (W2). The arms are made in metal and always have a textured black finish. These arms are combined with two sizes of articulated shades: L and S. The L shade is made in aluminum and available in solid textured matte white or black. The S shade is made in satin brass with a textured matte white finish on the outside, or in satin copper with a textured matte black finish on the outside. The Speers Arm W lamp is equipped with a high-luminance LED light source. It includes a glass lens that focuses the light and enhances its luminous efficiency.

Aplique de pared disponible en dos versiones: el individual está formado por un brazo (W1), mientras que el doble está formado por dos brazos (W2). Ambas articulaciones están fabricadas en metal y presentan siempre un acabado negro texturado. Estos brazos se combinan con dos formatos de pantallas articuladas: L y S. La pantalla L está fabricada en aluminio y está disponible en acabado monocolor blanco mate texturado o negro mate texturado. La pantalla S se fabrica en latón satinado con acabado exterior blanco mate texturado, y en cobre satinado con acabado exterior negro mate texturado. Speers Arm W tiene una fuente de luz LED de alta luminancia. Incluye una lente de vidrio que concentra la luz y aporta un mayor rendimiento lumínico.

Wandleuchte, in zwei Versionen verfügbar: die einfache besteht aus einem Arm (W1), während die doppelte über zwei Arme verfügt (W2). Beide Optionen sind aus Metall hergestellt und weisen immer eine mattschwarze Strukturierung auf. Diese Arme werden mit schwenkbaren Schirmen in zwei Formaten kombiniert: L und S. Der Schirm L ist aus Aluminium hergestellt und ist mit einer einfarbigen mattweißen oder mattschwarzen Strukturierung verfügbar. Der Schirm S ist aus satiniertem Messing hergestellt und hat auf der Außenseite eine mattweiße strukturierte Ausführung, oder er ist aus satiniertem Kupfer mit einer mattschwarzen strukturierten Ausführung auf der Außenseite. Speers Arm W hat eine LED-Lichtquelle mit hoher Leuchtkraft. Sie umfasst eine Glaslinse, die das Licht konzentriert und eine höhere Leuchtkraft ermöglicht.

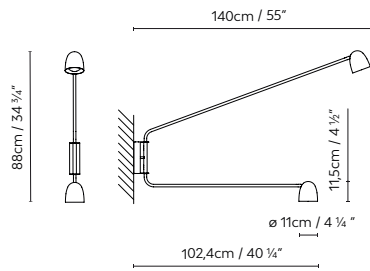


Speers Arm

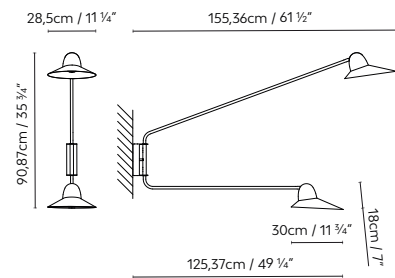




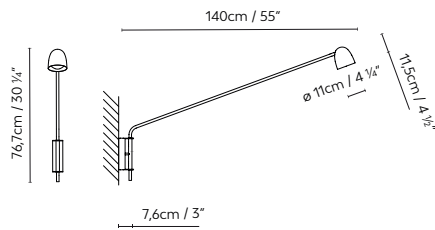
SPEERS ARM W BODY 2 + SHADE S



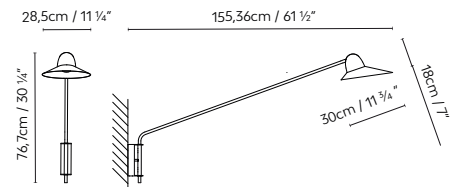
SPEERS ARM W BODY 2 + SHADE L



SPEERS ARM W BODY 1 + SHADE S



SPEERS ARM W BODY 1 + SHADE L



SHADE S: ○ ● White (matte) / Brass (satin) ● ● Black (matte) / Copper (satin)

SHADE L: ○ White ● Black

BODY: ● Black

757101 **SPEERS ARM SHADE S WHITE / BRASS +**
 757102 **SPEERS ARM SHADE S BLACK / COPPER +**
 757106 **SPEERS ARM SHADE L WHITE+**
 757107 **SPEERS ARM SHADE L BLACK+**

LED 9W 1100lm 500mA 2700K CRI≥90 110-230V DIM PHASE CUT

757112 **SPEERS ARM W BODY 1 BLACK+**
 757122 **SPEERS ARM W BODY 2 BLACK+**





System
lamps

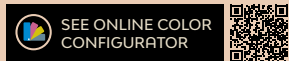


Aspen

by
Werner Aisslinger

**Decorative
lighting**

**System
lamps**



Linear suspension system that allows combining the shades on the Aspen lamps (Aspen SH E27 / LED). Consists of a tubular structure available in three lengths that allows installing the shades at different distances. Structure painted in a matte black finish. The Aspen aluminium shades are available in these finishes: *grey, snow, lemon, mango, clear turquoise, aqua, merlot, rose, sea, river, limestone and brass.*

Sistema lineal de suspensión que permite combinar las pantallas de las luminarias Aspen (Aspen SH E27 / LED). Está formado por una estructura tubular disponible en tres longitudes, que permite instalar las pantallas a diferentes distancias. Estructura pintada en acabado negro mate. Las pantallas de aluminio de Aspen están disponibles en estos acabados: *grey, snow, lemon, mango, clear turquoise, aqua, merlot, river, sea, rose, limestone y latón.*

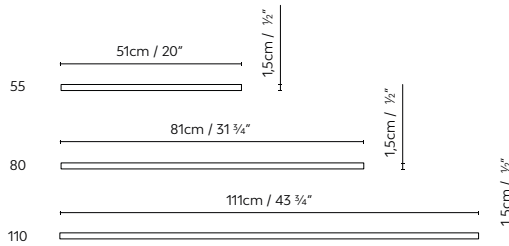
Mit dem linearen Hängeleuchtensystem lassen sich die verschiedenen Schirme der Leuchtenkollektion Aspen miteinander kombinieren, die sowohl aus lackiertem Aluminium (Aspen SH E27 / LED). Das System besteht aus einem Röhrensystem, das in drei Längen erhältlich ist. So lassen sich die Leuchten in verschiedenen Abständen installieren. Die Struktur ist matt-schwarz lackiert. Die Aluminiumschirme der Kollektion Aspen sind in folgenden Farben erhältlich: *Grey, Snow, Lemon, Mango, clear Turquoise, Aqua, Merlot, Rose, Sea, River, Limestone und Messing.*



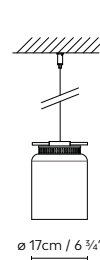
Aspen



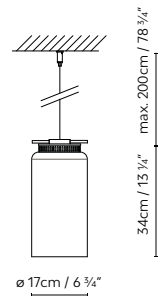
ASPEN SH CONNECTION



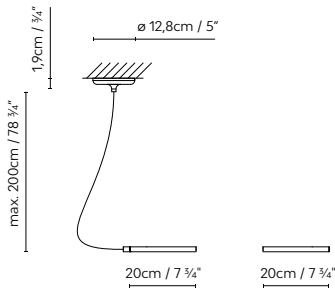
ASPEN SH A



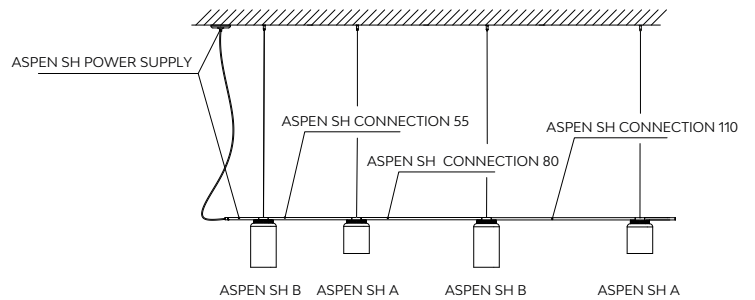
ASPEN SH B



ASPEN SH POWER SUPPLY



ASPEN SH INSTALATION EXAMPLE



- SHADE:**
- Grey (matte)
 - Mango (matte)
 - Merlot (matte)
 - Rose (matte)
 - Snow (matte)
 - Clear turquoise (matte)
 - River (matte)
 - Limestone (matte)
 - Lemon (matte)
 - Aqua (matte)
 - Sea (matte)
 - Brass (matte)
- RING:**
- Black (matte)

750300	ASPEN SH A LED	LED 16,6W 1350lm 2700K CRI≥90 230V DIM PHASE-CUT
750301	ASPEN SH B LED	
750302	ASPEN SH A E27	LED 15W (E27) / Fluo. max. 30W (E27)
750303	ASPEN SH B E27	
750320	ASPEN SH POWER SUPPLY	
750330	ASPEN SH CONNECTION 55	
750340	ASPEN SH CONNECTION 80	
750350	ASPEN SH CONNECTION 110	

B.lux

C_Ball System

by
Stone Designs

**Decorative
lighting**

System
lamps

Lighting system that allows adapting the lighting to the spaces by using different wall or ceiling accessories. It is a tubular system to which lighted blown-glass spheres in an opal white finish, from the C_Ball decorative lamp collection, are attached. Its metal parts are available in a matte black finish.

Sistema de iluminación que permite adecuar la iluminación a los espacios, empleando diferentes accesorios de pared o techo. Se trata de un sistema tubular sobre el que se colocan las esferas luminosas de vidrio soplado blanco opal características de la colección de luminarias decorativas C_Ball. Sus partes metálicas están disponibles en acabado negro mate.

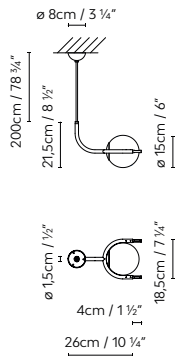
Das Leuchtensystem ermöglicht die Abstimmung der Beleuchtung auf den Raum. Dazu dient verschiedenes Zubehör für Wand oder Decke. Es handelt sich um ein Röhrensystem, auf das die Kugelschirme aus geblasenem Opalglas montiert werden, die für die dekorative Leuchtenkollektion C_Ball so charakteristisch sind. Die Oberfläche der Metallteile ist matt-schwarz.



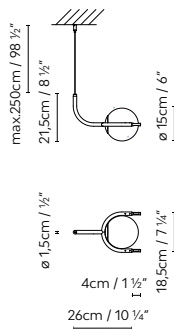
C_Ball System



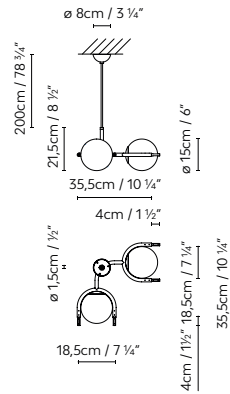
C_BALL S CURRENT SUPPLY



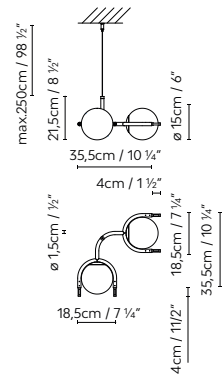
C_BALL S SINGLE SUSPENSION



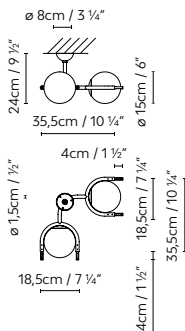
C_BALL SYSTEM S 90°H CURRENT SUPPLY



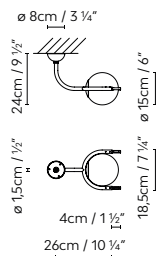
C_BALL SYSTEM S 90°H SINGLE SUSPENSION



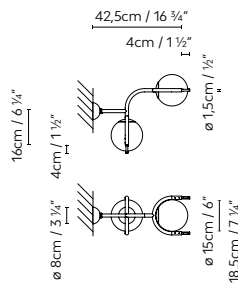
C_BALL SYSTEM C/W 90°H CURRENT SUPPLY



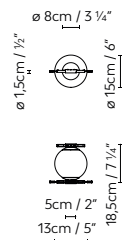
C_BALL SYSTEM C/W CURRENT SUPPLY



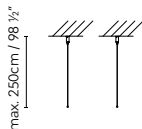
C_BALL SYSTEM C/W 90°V CURRENT SUPPLY



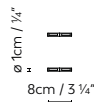
C_BALL SYSTEM LIGHT MODULE



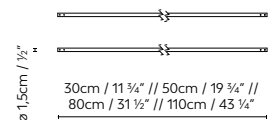
C_BALL SYSTEM SUSPENSION CABLE



C_BALL SYSTEM LINEAR UNION JOIN




C_BALL SYST. LINEAR UNION 30/50/80/110



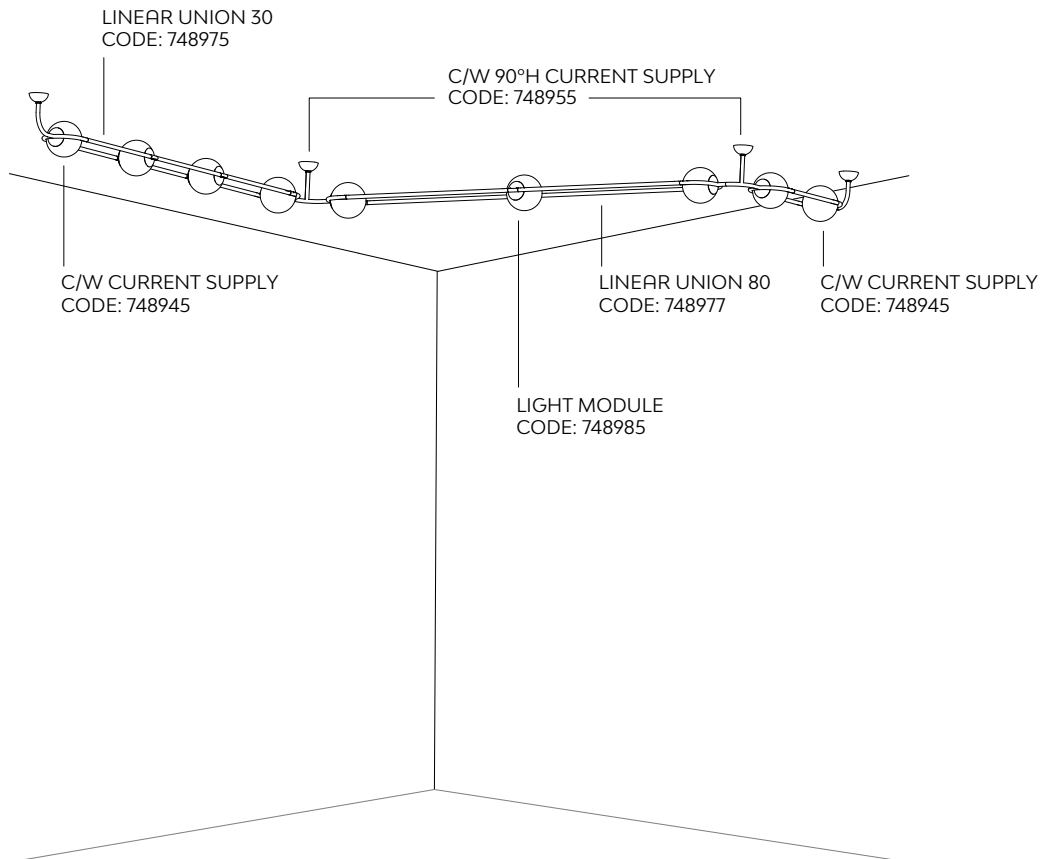
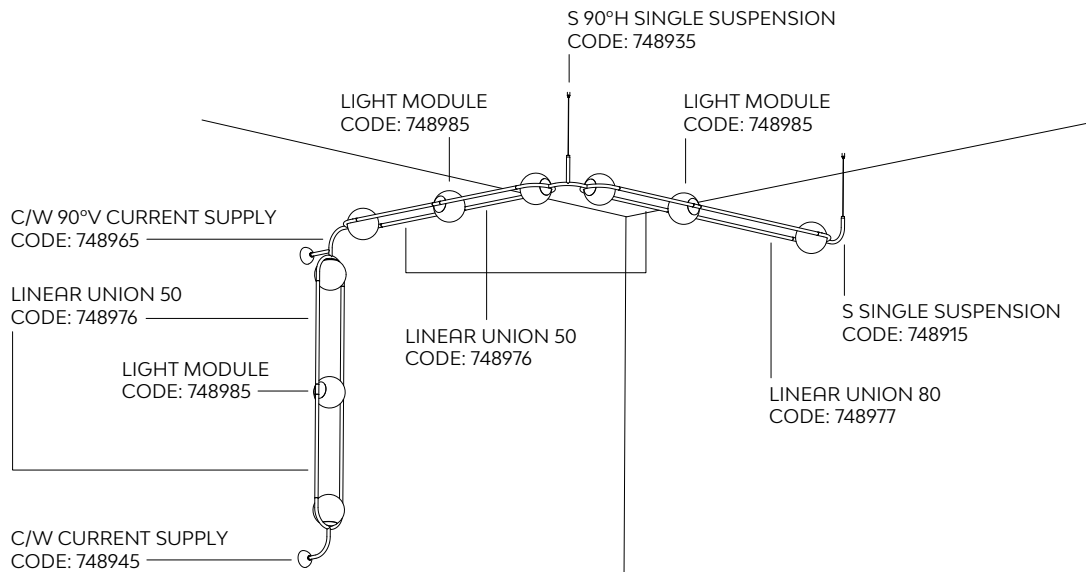
● Black (matte)

748905	C_BALL SYSTEM S CURRENT SUPPLY	LED 6W (E14) / Fluo. max. 12W (E14)
748915	C_BALL SYSTEM S SINGLE SUSPENSION	LED 6W (E14) / Fluo. max. 12W (E14)
748925	C_BALL SYSTEM S 90°H CURRENT SUPPLY	LED 2 x 6W (E14) / Fluo. max. 2 x 12W (E14)
748935	C_BALL SYSTEM S 90°H SINGLE SUSPENSION	LED 2 x 6W (E14) / Fluo. max. 2 x 12W (E14)
748945	C_BALL SYSTEM C/W CURRENT SUPPLY	LED 6W (E14) / Fluo. max. 12W (E14)
748955	C_BALL SYSTEM C/W 90°H CURRENT SUPPLY	LED 2 x 6W (E14) / Fluo. max. 2 x 12W (E14)
748965	C_BALL SYSTEM C/W 90°V CURRENT SUPPLY	LED 2 x 6W (E14) / Fluo. max. 2 x 12W (E14)
748985	C_BALL SYSTEM LIGHT MODULE	LED 6W (E14) / Fluo. max. 12W (E14)
748975	C_BALL SYST. LINEAR UNION 30	
748976	C_BALL SYST. LINEAR UNION 50	
748977	C_BALL SYST. LINEAR UNION 80	
748978	C_BALL SYST. LINEAR UNION 110	
748980	C_BALL SYSTEM LINEAR UNION JOIN	
748995	C_BALL SYSTEM SUSPENSION CABLE	

C_Ball System



C_BALL SYSTEM INSTALLATION EXAMPLES



Kup

by
e27, Tim Brauns

Decorative
lighting

System
lamps

Adjustable modular suspension LED system that allows for multiple arrangements. Marketed in two standard formats: Kup 1 and Kup 2. Each lamp consists of five adjustable light bodies offering direct light. The structure of the Kup lamp features a black finish, while the light bodies are offered in black, gold and copper finishes. The diffusers are made from acrylic and have a white opal matte finish. Additional modules can be supplied, consisting of one structure and two heads, thus increasing the dimensions of the lamp to better adapt to the available surface area and space. This module can be plugged into any of the end caps on the standard lamps (Kup 1 and Kup 2).

Sistema de suspensión modular LED orientable, que permite realizar composiciones múltiples. Se comercializa en dos formatos estándar: Kup 1, y Kup 2. Cada una de estas luminarias está formada por cinco cuerpos lumínicos orientables, que ofrecen luz directa. La estructura de la luminaria Kup está acabada en negro, mientras que los cuerpos lumínicos están disponibles en acabados negro, oro, y cobre. Los difusores son de PMMA blanco opal mate. Existe la posibilidad de suministrar módulos adicionales (module), compuestos por una estructura y dos cabezas lumínicas, que permiten aumentar las dimensiones de la luminaria para adaptarse a la superficie y al espacio. Este módulo es enchufable en cualquiera de los tapones finales de las luminarias estándar (Kup 1 y Kup 2).

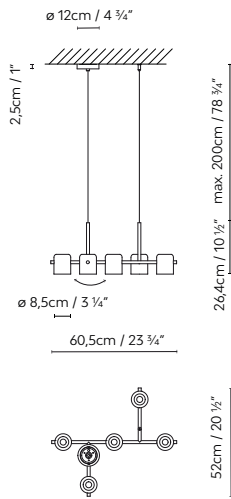
Modulares Hängeleuchtensystem mit ausrichtbaren LEDs. Lässt diverse Kompositionen zu. Zwei Standardausführungen sind erhältlich: Kup 1 und Kup 2. Jede dieser Leuchten wird von fünf ausrichtbaren Leuchtenkörpern gebildet, die direktes Licht abgeben. Die Struktur der Leuchte Kup ist schwarz lackiert, die Leuchtenkörper sind in Schwarz, Gold oder Kupfer erhältlich. Bestückt mit opalweißen PMMA-Diffusoren. Es sind zusätzliche Module lieferbar, die sich jeweils aus der Struktur und zwei Leuchtenkörpern zusammensetzen. So lässt sich die Größe der Leuchte an die gegebene Fläche und den Raum anpassen. Dieses Modul lässt sich in jedes beliebige der abgedeckten Abschlussstücke der Standardleuchte einstecken (Kup 1 und Kup 2).



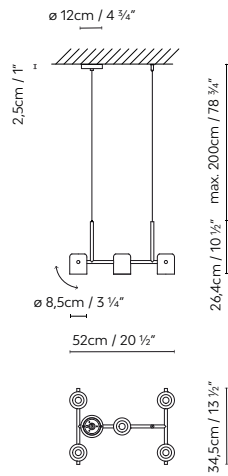
Kup



KUP 1



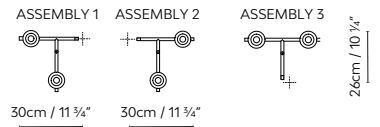
KUP 2



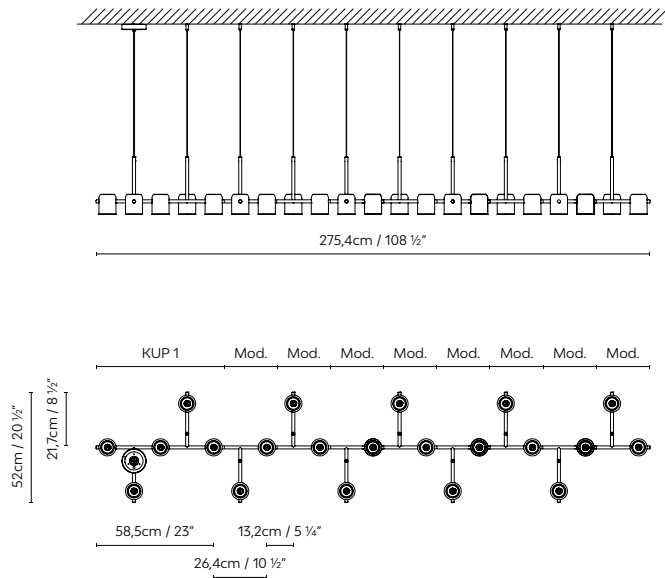
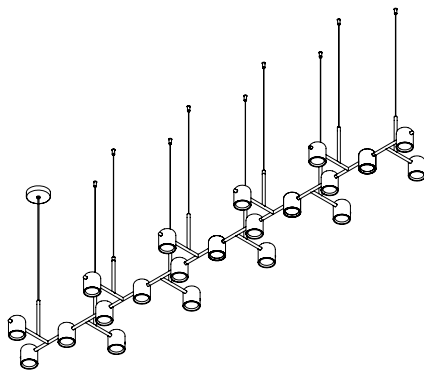
KUP MODULE



EXAMPLES:



KUP INSTALLATION EXAMPLES



- Black (matte)
- Gold (satin)
- Copper (satin)

- 742310 **KUP 1** BLACK
- 742311 **KUP 1** GOLD
- 742312 **KUP 1** COPPER
- 742320 **KUP 2** BLACK
- 742321 **KUP 2** GOLD
- 742322 **KUP 2** COPPER

LED 5 x 8W 2800lm 2700K CRI≥90 230V DIM PHASE CUT

- 742900 **KUP MODULE** BLACK
- 742901 **KUP MODULE** GOLD
- 742902 **KUP MODULE** COPPER

LED 2 x 8W 1120lm 2700K CRI≥90 230V DIM PHASE CUT



B.lux

Kupetz

by
E27 Tim Brauns

**Decorative
lighting**

**System
lamps**

3D light system made with different light sources and unions, and its arrangement allows you to adjust the lighting to each space. This is a metal tubular system in matte black where you can combine four types of light sources: two opal white glass spheres (100 Glass and 150 Glass) and a spotlight with LED reflector that is available with different opening angles (Reflector) or a spotlight with opal diffuser (Diffuser). These spotlights and the base of the glass spheres come in three different finishes: black, copper and gold.

Sistema de iluminación tridimensional compuesto por diferentes fuentes de luz y uniones, cuya composición permite adecuar la iluminación a las necesidades de cada espacio. Se trata de un sistema tubular metálico en acabado negro mate, que permite combinar cuatro tipos de fuente de luz: dos esferas de vidrio blanco opal (100 Glass y 150 Glass), un proyector con reflector cuyo LED está disponible con varios ángulos de apertura (Reflector), y un proyector con difusor opal (Diffuser). Estos proyectores y la base de las esferas de vidrio están disponibles en tres acabados: negro, cobre, y oro.

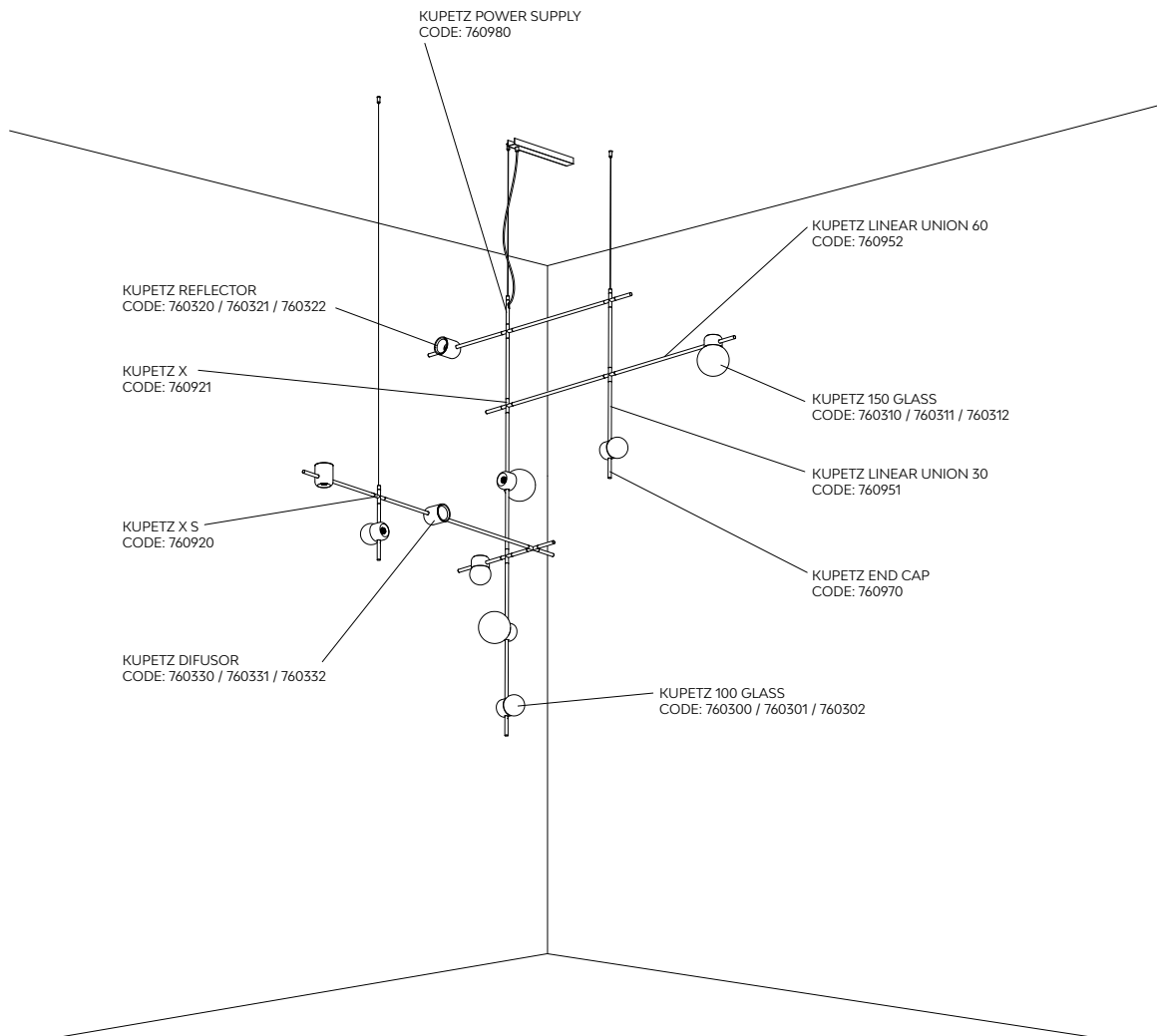
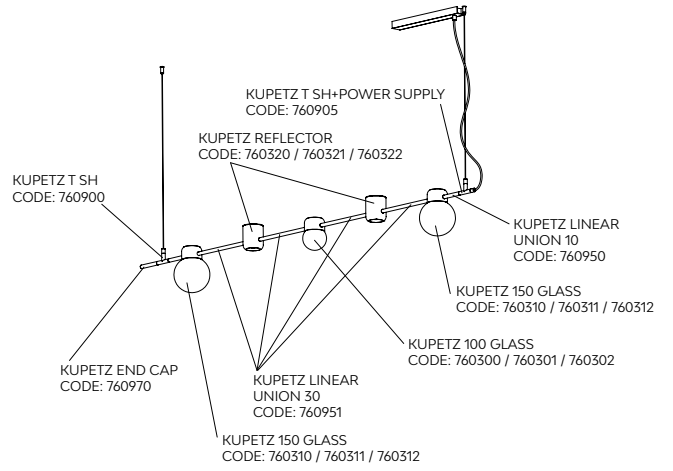
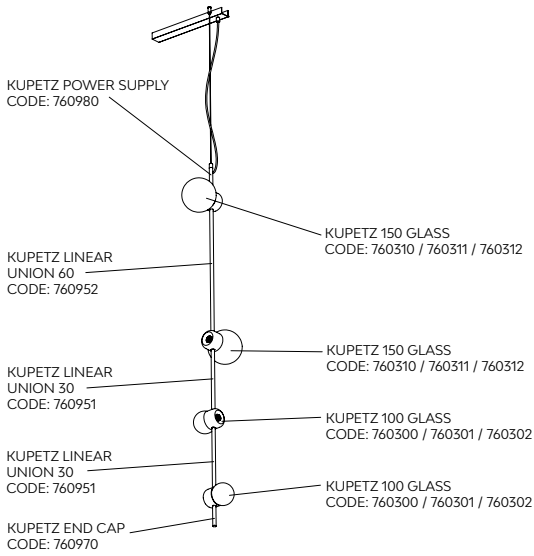
Dreidimensionales Leuchtsystem, bestehend aus verschiedenen Lichtquellen und Verbindungen, deren Komposition zulässt, die Beleuchtung an die Bedürfnisse jedes Raums anzupassen. Es handelt sich um ein Röhrensystem aus Metall in mattschwarzer Ausführung, in dem vier Arten von Lichtquellen kombiniert werden können: zwei opalweiße Glaskugeln (100 Glass und 150 Glass), ein Projektor mit Reflektor, dessen LED mit verschiedenen Öffnungswinkeln verfügbar ist (Reflector) und ein Projektor mit opalfarbenem Diffusor (Diffuser). Diese Projektoren und die Basis der Glaskugeln sind in drei Ausführungen verfügbar: Schwarz, Kupfer und Gold.



Kupetz



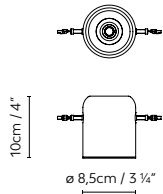
KUPETZ INSTALLATION EXAMPLES



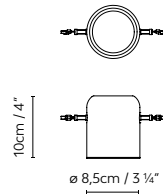
Kupetz



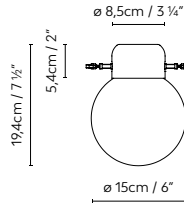
KUPETZ REFLECTOR



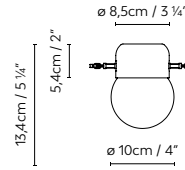
KUPETZ DIFFUSER



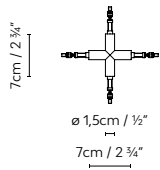
KUPETZ 150 GLASS



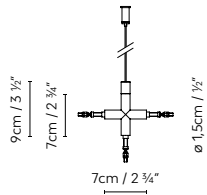
KUPETZ 100 GLASS



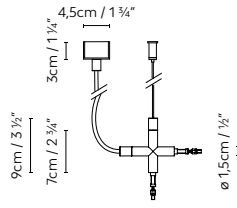
KUPETZ X



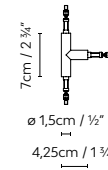
KUPETZ X S



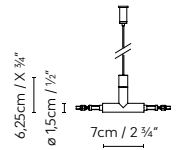
KUPETZ X S + POWER SUPPLY



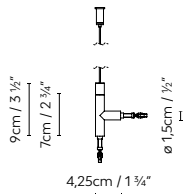
KUPETZ T



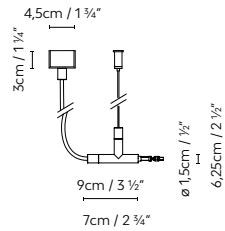
KUPETZ T SH



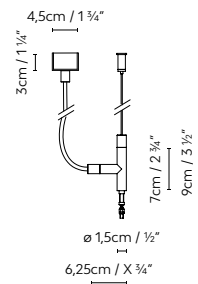
KUPETZ T SV



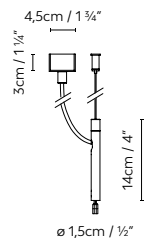
KUPETZ T SH + POWER SUPPLY



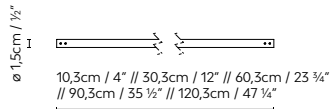
KUPETZ T SV + POWER SUPPLY



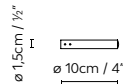
KUPETZ POWER SUPPLY



KUPETZ LINEAR UNION 10/30/60/90/120



KUPETZ END CAP



* Steel cable L: 200cm / 78 3/4"
* Electric cable L: 250cm / 98 1/2"

● Black (matte) ● Gold (satin) ● Copper (satin)

760300	KUPETZ 100 GLASS BLACK	LED 6,3W 570lm
760301	KUPETZ 100 GLASS GOLD	350mA 2700K CRI≥90
760302	KUPETZ 100 GLASS COPPER	230V DIM PUSH/DALI
760310	KUPETZ 150 GLASS BLACK	LED 6,3W 570lm
760311	KUPETZ 150 GLASS GOLD	350mA 2700K CRI≥90
760312	KUPETZ 150 GLASS COPPER	230V DIM PUSH/DALI
760320	KUPETZ REFLECTOR BLACK	LED 6,3W 570lm
760321	KUPETZ REFLECTOR GOLD	350mA 2700K CRI≥90
760322	KUPETZ REFLECTOR COPPER	230V DIM PUSH/DALI
760330	KUPETZ DIFFUSER BLACK	LED 6,3W 570lm
760331	KUPETZ DIFFUSER GOLD	350mA 2700K CRI≥90
760332	KUPETZ DIFFUSER COPPER	230V DIM PUSH/DALI
760970	KUPETZ END CAP	

760911	KUPETZ T
760900	KUPETZ T SH
760910	KUPETZ T SV
760905	KUPETZ T SH + POWER SUPPLY
760915	KUPETZ T SV + POWER SUPPLY
760921	KUPETZ X
760920	KUPETZ X S
760925	KUPETZ X S + POWER SUPPLY
760980	KUPETZ POWER SUPPLY
760950	KUPETZ LINEAR UNION 10
760951	KUPETZ LINEAR UNION 30
760952	KUPETZ LINEAR UNION 60
760953	KUPETZ LINEAR UNION 90
760954	KUPETZ LINEAR UNION 120
760960	KUPETZ REFLECTOR LENSE 42°
760961	KUPETZ REFLECTOR LENSE 59°
760962	KUPETZ REFLECTOR LENSE 130°

B.lux

Architectural lighting

Anvil System

by
David Abad

**Architectural
lighting**



A recessed, surface-mounted or suspension lighting system made of extruded aluminum. Installable with continuous LED light modules with an opal diffuser (LED Line), or LED modules featuring four or two spots (LED Module), or LED spotlights (LED Spotlight and Spot S) available with anti-glare rings and beehive design. It also allows the installation of slim LED spotlights (LED Spotlight Slim). As a new feature, the Anvil System also allows the addition of round opal white glass diffusers that can be fixed to the rail (Sphere C) or hung (Sphere S). The Anvil System profile is available in matte white, matte black, natural oak and natural walnut.

Sistema de iluminación empotrado, de superficie o de suspensión, fabricado en aluminio extruído. Permite su instalación con módulos de luz continua LED con difusor opal (LED Line), con módulos LED formados por cuatro o dos spots (LED Module), así como con proyectores LED (LED Spotlight y Spot S) disponibles con anillos antideslumbrantes y panel de abeja. También permite la instalación de proyectores LED de formas esbeltas (LED Spotlight Slim). Como novedad, Anvil System también permite incorporar difusores esféricos de vidrio blanco opal, que pueden ser fijados al carril (Sphere C) o estar suspendidos (Sphere S). El perfil de Anvil System está disponible en varios acabados: blanco mate, negro mate, madera natural de roble, y madera natural de nogal.

Eingebautes Beleuchtungssystem, aufmontiert oder hängend, hergestellt aus extrudiertem Aluminium. Es kann mit Modulen für LED-Dauerlicht mit opalfarbenem Diffusor (LED Line) installiert werden, sowie mit LED-Modulen aus vier oder zwei Spots (LED Module) und mit LED-Projektoren (LED Spotlight und Spot S). Verfügbar mit Abblendringen und Bienenwabe. Ebenso ist die Installation von schlanken LED-Projektoren (LED Spotlight Slim) möglich. Als Neuheit erlaubt Anvil System auch die Einbeziehung von kugelförmigen Diffusoren aus opalweißem Glas, die auf einer Schiene montiert werden (Sphere C) oder aufgehängt werden (Sphere S) können. Das Profil von Anvil System ist in verschiedenen Ausführungen verfügbar: Mattweiß, Mattschwarz, naturbelassenes Eichenholz und naturbelassenes Nussbaumholz.



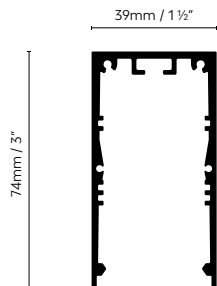
Anvil System



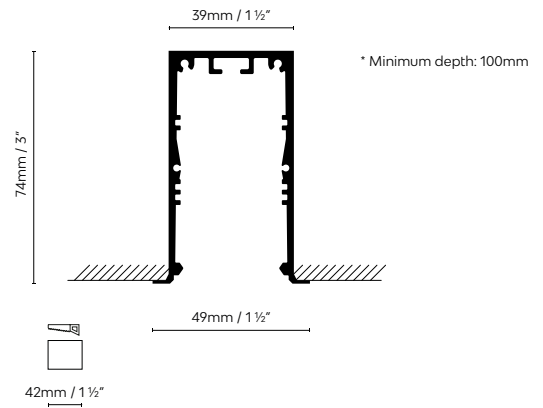


PROFILES

ANVIL SYSTEM SUSPENSION/SURFACE PROFILE



ANVIL SYSTEM RECESSED PROFILE



○ White (matte) ● Black (matte) ● Oak ● Walnut

851940	ANVIL SYSTEM SUSPENSION/SURFACE PROFILE BLACK
851941	ANVIL SYSTEM SUSPENSION/SURFACE PROFILE WHITE
851942	ANVIL SYSTEM PROFILE SUSPENSION/SURFACE PROFILE OAK
851944	ANVIL SYSTEM PROFILE SUSPENSION/SURFACE PROFILE WALNUT
851950	ANVIL SYSTEM RECESSED PROFILE BLACK
851951	ANVIL SYSTEM RECESSED PROFILE WHITE




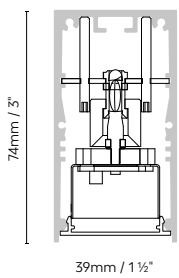
Anvil System



LIGHT SOURCES

ANVIL SYSTEM LED LINE

(LED included) **A+** 



Continuous LED light module with opal diffuser, for its integration into the Anvil System. Finishes: matte white or matte black.

Módulo de luz continua LED con difusor opalino, para su integración en el sistema de iluminación Anvil System.

Modul mit LEDs und Opaldiffusor zur Integration in das Leuchtensystem Anvil System. Ausführungen: matt Weiß oder matt Schwarz.

851840C	ANVIL SYSTEM LED LINE C420 SURFACE/RECESSED	420mm / 16 1/2"	LED 7,6W 1326lm 450mA 3000K CRI≥90
851840S	ANVIL SYSTEM LED LINE S420 SUSPENSION		
851850C	ANVIL SYSTEM LED LINE C560 SURFACE/RECESSED	560mm / 22"	LED 10,2W 1768lm 450mA 3000K CRI≥90
851850S	ANVIL SYSTEM LED LINE S560 SUSPENSION		
851860C	ANVIL SYSTEM LED LINE C700 SURFACE/RECESSED	700mm / 27 1/2"	LED 12,7W 2210lm 450mA 3000K CRI≥90
851860S	ANVIL SYSTEM LED LINE S700 SUSPENSION		
851870C	ANVIL SYSTEM LED LINE C840 SURFACE/RECESSED	840mm / 33"	LED 15,2W 2652lm 450mA 3000K CRI≥90
851870S	ANVIL SYSTEM LED LINE S840 SUSPENSION		
851880C	ANVIL SYSTEM LED LINE C1120 SURFACE/RECESSED	1120mm / 44"	LED 20,5W 3536lm 450mA 3000K CRI≥90
851880S	ANVIL SYSTEM LED LINE S1120 SUSPENSION		

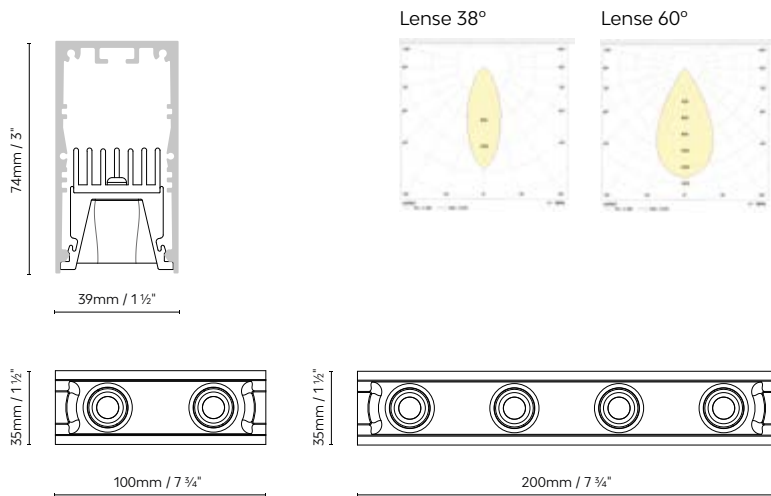
851993	ANVIL SYSTEM DRIVER LED LINE 23W-42W 450mA 230V
851994	ANVIL SYSTEM DRIVER LED LINE 15W-45W 450mA 230V DIM PUSH-1/10V
851995	ANVIL SYSTEM DRIVER LED LINE 21W-42W 450mA 230V DIM PUSH-DALI
851997	ANVIL SYSTEM DRIVER LED LINE 21W 450mA 110-230V
851999	ANVIL SYSTEM DRIVER LED LINE 21W 450mA 230V DIM PUSH-DALI



LIGHT SOURCES

ANVIL SYSTEM LED MODULE

(LED included) **A+** 



LED module equipped with four or two spots, for integration into the Anvil System. Finishes: matte white or matte black.

Módulo LED dotado de dos o cuatro spots, para su integración en el sistema de iluminación Anvil System. Acabados: blanco mate o negro mate.

LED-Modul mit vier oder zwei Spots zur Integration in das Leuchtensystem Anvil System. Ausführungen: matt Weiß oder matt Schwarz.

851600	ANVIL SYSTEM LED MODULE 4 38° BLACK
851601	ANVIL SYSTEM LED MODULE 4 38° WHITE
851610	ANVIL SYSTEM LED MODULE 4 60° BLACK
851611	ANVIL SYSTEM LED MODULE 4 60° WHITE


LED 4 x 4,5W 2184lm 250mA 3000K CRI≥90

851620	ANVIL SYSTEM LED MODULE 2 38° BLACK
851621	ANVIL SYSTEM LED MODULE 2 38° WHITE
851630	ANVIL SYSTEM LED MODULE 2 60° BLACK
851631	ANVIL SYSTEM LED MODULE 2 60° WHITE

LED 2 x 4,5W 1092lm 250mA 3000K CRI≥90

851996	ANVIL SYSTEM DRIVER LED MODULE 18W-54W 250mA 230V
851989	ANVIL SYSTEM DRIVER LED MODULE 13,5W-18W 250mA 230V DIM PUSH-DALI
851991	ANVIL SYSTEM DRIVER LED MODULE 9W-36W 250mA 230V DIM PUSH-1/10V
851992	ANVIL SYSTEM DRIVER LED MODULE 36W-54W 250mA 230V DIM PUSH-DALI
851999E ₁	ANVIL SYSTEM DRIVER LED MODULE 10W 250mA 230V
851999E ₂	ANVIL SYSTEM DRIVER LED MODULE/SPOT 14W 250mA 230V DIM PUSH-DALI
851999E ₃	ANVIL SYSTEM DRIVER LED SPHERE 19,2W 350mA 230V DIM PUSH-DALI

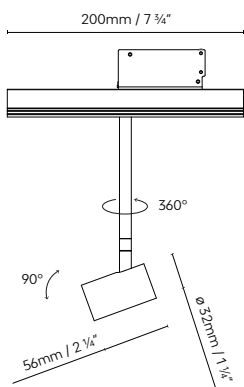
Anvil System



LIGHT SOURCES

ANVIL SYSTEM LED SPOTLIGHT

(LED and driver included)



S = 20mm / 3/4"
M = 125mm / 5"
L = 300mm / 11 3/4"

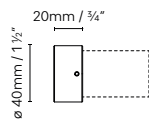
Lense 38°



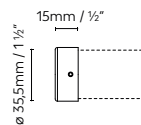
Lense 60°



Accessories:



Anvil System LED Spot
Anti-Glare Ring



Anvil System LED Spot Ring
Honeycomb

LED projectors of different sizes (S, M, L), for integration into the Anvil System. Finishes: matte white or matte black.

Proyectores LED de diferentes dimensiones (S, M, L) para su integración en el sistema de iluminación Anvil System. Disponibles con anillos antideslumbrantes y panel de abeja. Acabados: blanco mate o negro mate.

LED-Strahler verschiedener Größe (S, M, L) zur Integration in das Leuchtensystem Anvil System. Ausführungen: matt Weiß oder matt Schwarz.

851700	ANVIL SYSTEM LED SPOTLIGHT S 38° BLACK
851701	ANVIL SYSTEM LED SPOTLIGHT S 38° WHITE
851702	ANVIL SYSTEM LED SPOTLIGHT S 60° BLACK
851703	ANVIL SYSTEM LED SPOTLIGHT S 60° WHITE
851710	ANVIL SYSTEM LED SPOTLIGHT M 38° BLACK
851711	ANVIL SYSTEM LED SPOTLIGHT M 38° WHITE
851712	ANVIL SYSTEM LED SPOTLIGHT M 60° BLACK
851713	ANVIL SYSTEM LED SPOTLIGHT M 60° WHITE
851720	ANVIL SYSTEM LED SPOTLIGHT L 38° BLACK
851721	ANVIL SYSTEM LED SPOTLIGHT L 38° WHITE
851722	ANVIL SYSTEM LED SPOTLIGHT L 60° BLACK
851723	ANVIL SYSTEM LED SPOTLIGHT L 60° WHITE

LED 4,5W 546lm 250mA 3000K CRI≥90 230V

*Optional DIM version

851790	ANVIL SYSTEM LED SPOT ANTI-GLARE RING BLACK
851791	ANVIL SYSTEM LED SPOT ANTI-GLARE RING WHITE
851792	ANVIL SYSTEM LED SPOT RING + HONEYCOMB BLACK
851793	ANVIL SYSTEM LED SPOT RING + HONEYCOMB WHITE

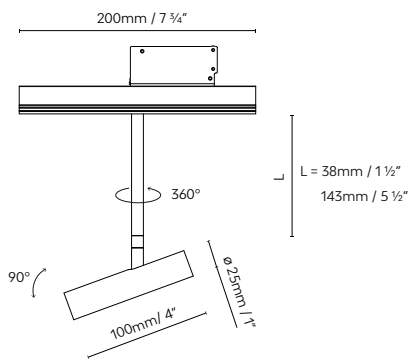


LIGHT SOURCES


ANVIL SYSTEM LED SPOTLIGHT SLIM

(LED and driver included)

A+



Lense 38°



Lense 60°



Slim LED spotlights in different sizes (S, M) to fit them into the Anvil System lighting arrangement. Finishes: matte white, matte black or gold.

Proyectoros LED de formas esbeltas y diferentes dimensiones (S, M) para su integración en el sistema de iluminación Anvil System. Acabados: blanco mate, negro mate u oro.


Schlanke LED-Projektoren in verschiedenen Größen (S, M) für die Integration in das Beleuchtungssystem Anvil System. Ausführungen: Mattweiß, Mattschwarz oder Gold.

851761	ANVIL SYSTEM LED SPOTLIGHT SLIM S 38° WHITE
851760	ANVIL SYSTEM LED SPOTLIGHT SLIM S 38° BLACK
851764	ANVIL SYSTEM LED SPOTLIGHT SLIM S 38° GOLD
851763	ANVIL SYSTEM LED SPOTLIGHT SLIM S 60° WHITE
851762	ANVIL SYSTEM LED SPOTLIGHT SLIM S 60° BLACK
851765	ANVIL SYSTEM LED SPOTLIGHT SLIM S 60° GOLD
851771	ANVIL SYSTEM LED SPOTLIGHT SLIM M 38° WHITE
851770	ANVIL SYSTEM LED SPOTLIGHT SLIM M 38° BLACK
851774	ANVIL SYSTEM LED SPOTLIGHT SLIM M 38° GOLD
851773	ANVIL SYSTEM LED SPOTLIGHT SLIM M 60° WHITE
851772	ANVIL SYSTEM LED SPOTLIGHT SLIM M 60° BLACK
851775	ANVIL SYSTEM LED SPOTLIGHT SLIM M 60° GOLD

LED 4,5W 546lm 250mA 3000K CRI≥90 230V

*Optional DIM version

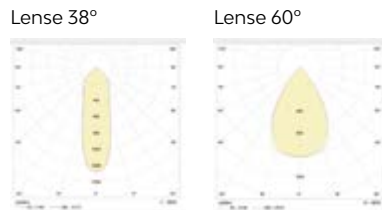
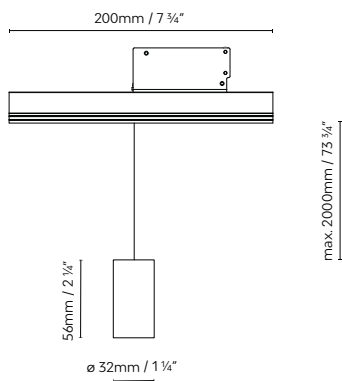
Anvil System



LIGHT SOURCES

ANVIL SYSTEM LED SPOT S

(LED and driver included)



LED spotlights that hang from the Anvil System lighting arrangement. Available with anti-glare rings and beehive. Finishes: matte white or matte black.

Proyectores LED que se suspenden del sistema de iluminación Anvil System. Disponibles con anillos antideslumbrantes y panel de abeja. Acabados: blanco mate o negro mate.

LED-Projektoren, die am Beleuchtungssystem Anvil System aufgehängt werden. Verfügbar mit Abblendringen und Bienenwabe. Ausführungen: Mattweiß oder Mattschwarz.

Accessories:



851750	ANVIL SYSTEM LED SPOT S-38° BLACK	LED 4,5W 546lm 250mA 3000K CRI≥90 230V
851751	ANVIL SYSTEM LED SPOT S-38° WHITE	
851752	ANVIL SYSTEM LED SPOT S-60° BLACK	*Optional DIM version
851753	ANVIL SYSTEM LED SPOT S-60° WHITE	

851790	ANVIL SYSTEM LED SPOT ANTI-GLARE RING BLACK
851791	ANVIL SYSTEM LED SPOT ANTI-GLARE RING WHITE
851792	ANVIL SYSTEM LED SPOT RING + HONEYCOMB BLACK
851793	ANVIL SYSTEM LED SPOT RING + HONEYCOMB WHITE


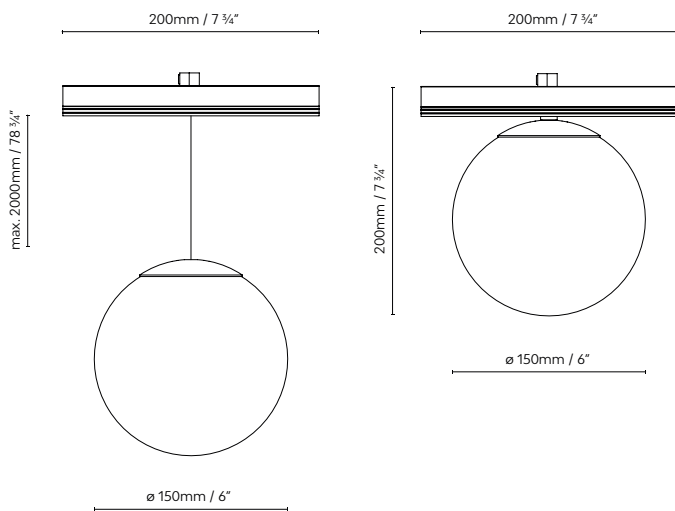


LIGHT SOURCES

ANVIL SYSTEM SPHERE S/C

(LED and driver included)

A+



Round opal white glass diffuser to install on the Anvil System rail. The metal parts come in matte white or matte black.

Difusor esférico de vidrio blanco opal, para su instalación en el carril de Anvil System. Partes metálicas acabadas en blanco mate o negro mate.

Kugelförmiger Diffusor aus opalweißem Glas für die Installation auf einer Schiene des Anvil Systems. Metallteile mit Finish in Mattweiß oder Mattschwarz.


851740 **ANVIL SYSTEM SPHERE S BLACK**
851741 **ANVIL SYSTEM SPHERE S WHITE**

LED 3,2W 350lm 350mA 3000K CRI≥90 110-230V *Optional DIM version

851730 **ANVIL SYSTEM SPHERE C BLACK**
851731 **ANVIL SYSTEM SPHERE C WHITE**

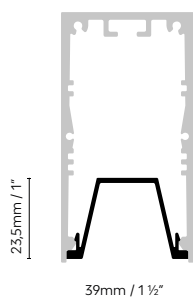
LED 3,2W 350lm 350mA 3000K CRI≥90 110-230V *Optional DIM version

Anvil System



ACCESSORIES

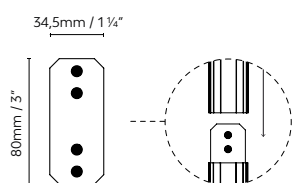
ANVIL SYSTEM COVER PROFILE



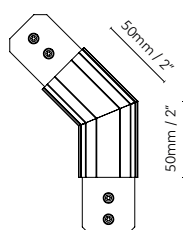
ANVIL SYSTEM FLAT COVER PROFILE



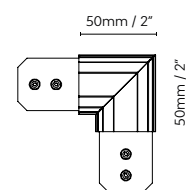
ANVIL SYSTEM 180° ANGLE



ANVIL SYSTEM 135° ANGLE



ANVIL SYSTEM 90° ANGLE



851960 **ANVIL SYSTEM COVER PROFILE** BLACK
851961 **ANVIL SYSTEM COVER PROFILE** WHITE

851970 **ANVIL SYSTEM FLAT COVER PROFILE** BLACK
851971 **ANVIL SYSTEM FLAT COVER PROFILE** WHITE

851930 **ANVIL SYSTEM 180° ANGLE**

851920 **ANVIL SYSTEM 135° ANGLE** BLACK
851921 **ANVIL SYSTEM 135° ANGLE** WHITE
851922 **ANVIL SYSTEM 135° ANGLE** OAK
851923 **ANVIL SYSTEM 135° ANGLE** WALNUT
851925 **ANVIL SYSTEM 135° ANGLE RECESSED** BLACK
851926 **ANVIL SYSTEM 135° ANGLE RECESSED** WHITE

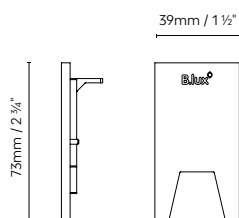
851910 **ANVIL SYSTEM 90° ANGLE** BLACK
851911 **ANVIL SYSTEM 90° ANGLE** WHITE
851912 **ANVIL SYSTEM 90° ANGLE** OAK
851913 **ANVIL SYSTEM 90° ANGLE** WALNUT
851915 **ANVIL SYSTEM 90° ANGLE RECESSED** BLACK
851916 **ANVIL SYSTEM 90° ANGLE RECESSED** WHITE

Anvil System

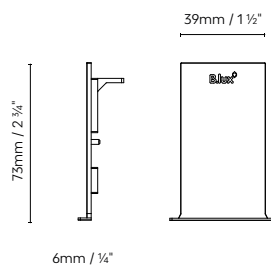


ACCESSORIES

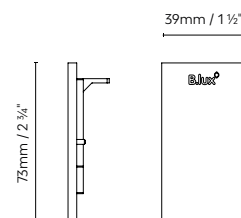
ANVIL SYSTEM END CAP




ANVIL SYSTEM RECESSED END CAP



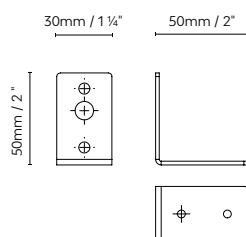
ANVIL SYSTEM LED END CAP



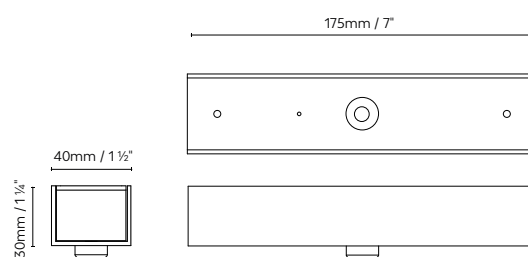
ANVIL SYSTEM SINGLE SUSPENSION



ANVIL SYSTEM WALL FIXATION



ANVIL SYSTEM CURRENT SUPPLY



851900 **ANVIL SYSTEM END CAP BLACK** (2 UN.)
851901 **ANVIL SYSTEM END CAP WHITE** (2 UN.)

851908 **ANVIL SYSTEM RECESSED END CAP BLACK** (2 UN.)
851909 **ANVIL SYSTEM RECESSED END CAP WHITE** (2 UN.)

851906 **ANVIL SYSTEM LED END CAP BLACK** (2 UN.)
851907 **ANVIL SYSTEM LED END CAP WHITE** (2 UN.)

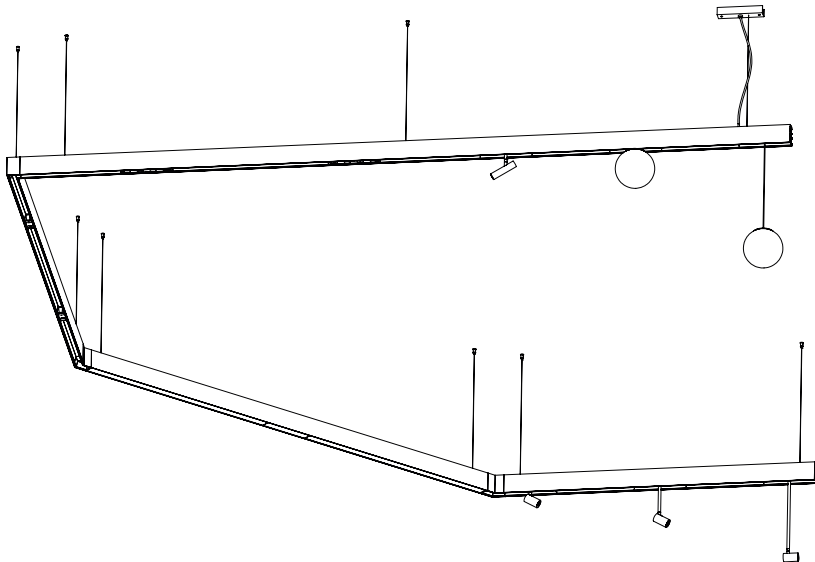
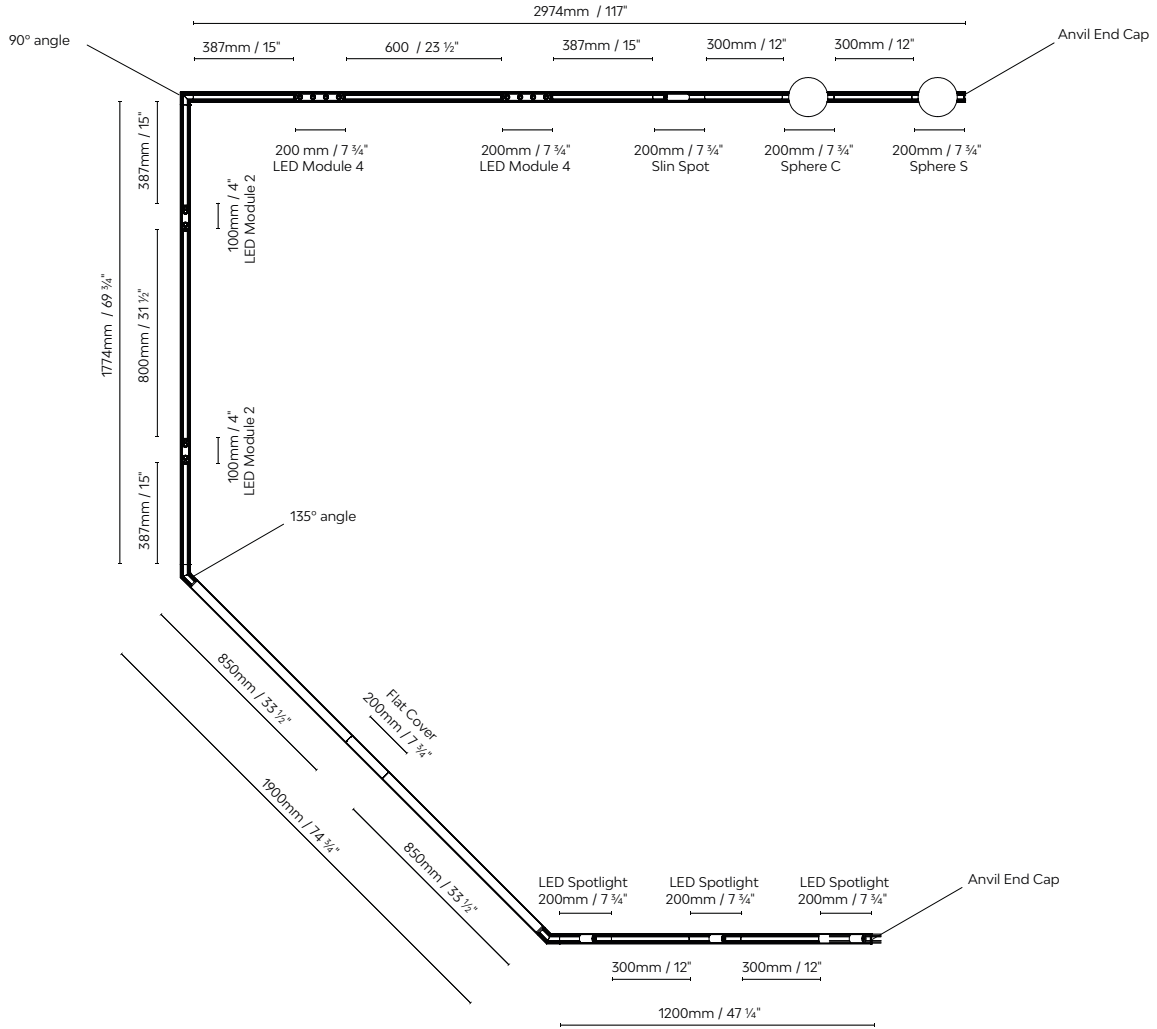
851905 **ANVIL SYSTEM WALL FIXATION**



851980 **ANVIL SYSTEM CURRENT SUPPLY BLACK**
851981 **ANVIL SYSTEM CURRENT SUPPLY WHITE**
851985 **ANVIL SYSTEM DIM CURRENT SUPPLY BLACK**
851986 **ANVIL SYSTEM DIM CURRENT SUPPLY WHITE**

851990 **ANVIL SYSTEM SINGLE SUSPENSION**

Anvil System

ONLINE CONFIGURATOR EXAMPLE





B.lux

Anvil Led Module

by
David Abad

Architectural
lighting


A collection of floodlights made of aluminium, with direct lighting and LED bulbs. Two sizes available: Anvil Spot LED Module R2 and Anvil Spot LED Module R4. Finishes: matte white or matte black.

Colección de focos empotrados fabricados en aluminio, de iluminación directa y lámparas LED. Disponibles dos tamaños: Anvil Spot LED Module R2 y Anvil Spot LED Module R4. Acabados: blanco mate, o negro mate.

Punktstrahlersortiment aus Aluminium für direkte Beleuchtung und LED-Leuchten. Verfügbar in zwei Größen: Anvil Spot LED Module R2 und Anvil Spot LED Module R4. Ausführungen: Weiß matt oder Schwarz matt.

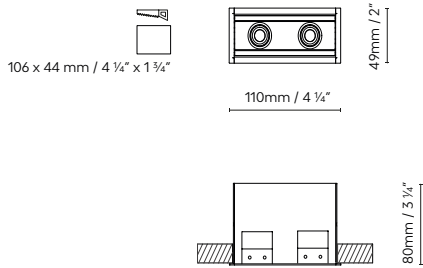


Anvil Led Module

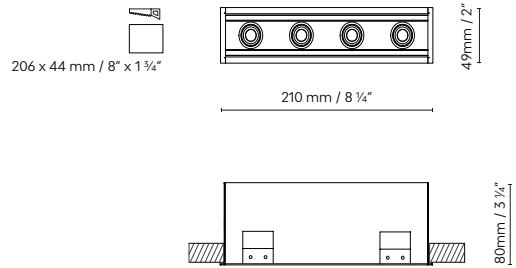




ANVIL LED MODULE R2



ANVIL LED MODULE R4



○ White (matte) ● Black (matte)

851100	ANVIL LED MODULE R2 DIM 38° BLACK	LED 2 x 4,5W 1092lm 250mA 3000K CRI≥90 230V DIM PUSH / DALI
851101	ANVIL LED MODULE R2 DIM 38° WHITE	
851102	ANVIL LED MODULE R2 DIM 60° BLACK	
851103	ANVIL LED MODULE R2 DIM 60° WHITE	
851105	ANVIL LED MODULE R2 38° BLACK	LED 2 x 4,5W 1092lm 250mA 3000K CRI≥90 230V
851106	ANVIL LED MODULE R2 38° WHITE	
851107	ANVIL LED MODULE R2 60° BLACK	
851108	ANVIL LED MODULE R2 60° WHITE	
851110	ANVIL LED MODULE R4 DIM 38° BLACK	LED 4 X 4,5W 2184lm 250mA 3000K CRI≥90 230V DIM PUSH / DALI
851111	ANVIL LED MODULE R4 DIM 38° WHITE	
851112	ANVIL LED MODULE R4 DIM 60° BLACK	
851113	ANVIL LED MODULE R4 DIM 60° WHITE	
851115	ANVIL LED MODULE R4 38° BLACK	LED 4 X 4,5W 2184lm 250mA 3000K CRI≥90 230V
851116	ANVIL LED MODULE R4 38° WHITE	
851117	ANVIL LED MODULE R4 60° BLACK	
851118	ANVIL LED MODULE R4 60° WHITE	

B.lux

Anvil Spot

by
David Abad

Architectural
lighting

A collection of projectors made of aluminium, with direct lighting and LED bulbs. It is sold in a recessed ceiling version, which can be simple (Anvil Spot CR Single) or double (Anvil Spot CR Double), in addition to a surface suspension version (Anvil Spot S) and a suspension model with a recessed rosette (Anvil Spot SR). Finishes: matte white or matte black.

Colección de proyectores fabricados en aluminio, de iluminación directa y lámparas LED. Se comercializa en versión empotrada de techo, que puede ser simple (Anvil Spot CR Single), o doble (Anvil Spot CR Double), así como en versión suspensión de superficie (Anvil Spot S), y suspensión con florón empotrado (Anvil Spot SR). Acabados: blanco mate, o negro mate.

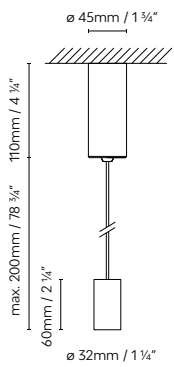
Richtstrahlersortiment aus Aluminium für direkte Beleuchtung und LED-Leuchten. Erhältlich als Einbau-Deckenleuchte in einfacher (Anvil Spot CR Single) oder doppelter Ausführung (Anvil Spot CR Double) sowie als aufmontierte Hängeleuchte (Anvil Spot S) oder Hängeleuchte mit eingelassenem Baldachin (Anvil Spot SR). Ausführungen: Weiß matt oder Schwarz matt.



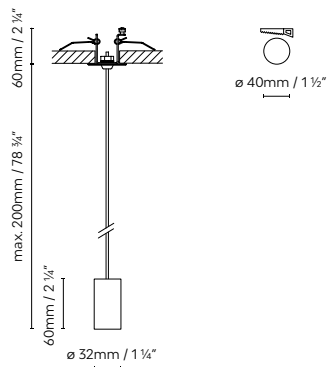
Anvil Spot



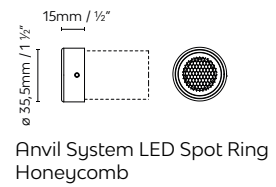
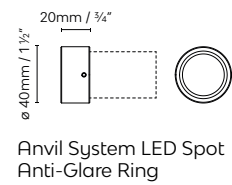
ANVIL SPOT S



ANVIL SPOT SR

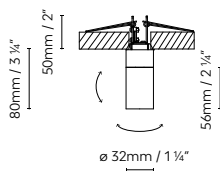


Accessories

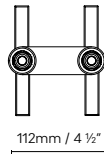
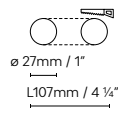
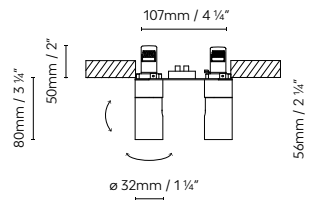




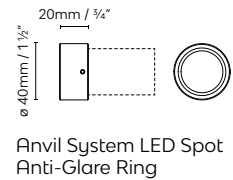
ANVIL SPOT CR SINGLE



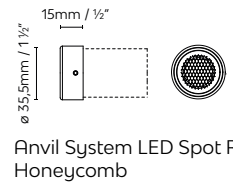
ANVIL SPOT CR DOUBLE



Accessories



ANVIL SYSTEM LED SPOT ANTI-GLARE RING



ANVIL SYSTEM LED SPOT RING HONEYCOMB

○ White (matte) ● Black (matte)

851200	ANVIL SPOT CR SINGLE 38° BLACK	
851201	ANVIL SPOT CR SINGLE 38° WHITE	
851202	ANVIL SPOT CR SINGLE 60° BLACK	LED 4,5W 546ml 250mA 3000K CRI≥90 230V
851203	ANVIL SPOT CR SINGLE 60° WHITE	

851210	ANVIL SPOT CR DOUBLE 38° BLACK	
851211	ANVIL SPOT CR DOUBLE 38° WHITE	
851212	ANVIL SPOT CR DOUBLE 60° BLACK	LED 2 x 4,5W 1092ml 250mA 3000K CRI≥90 230V
851213	ANVIL SPOT CR DOUBLE 60° WHITE	

851220	ANVIL SPOT S 38° BLACK	
851221	ANVIL SPOT S 38° WHITE	
851222	ANVIL SPOT S 60° BLACK	LED 4,5W 546lm 250mA 3000K CRI≥90 230V
851223	ANVIL SPOT S 60° WHITE	

851230	ANVIL SPOT SR 38° BLACK	
851231	ANVIL SPOT SR 38° WHITE	
851232	ANVIL SPOT SR 60° BLACK	LED 4,5W 546lm 250mA 3000K CRI≥90 230V
851233	ANVIL SPOT SR 60° WHITE	

851790	ANVIL SYSTEM LED SPOT ANTI-GLARE RING BLACK	
851791	ANVIL SYSTEM LED SPOT ANTI-GLARE RING WHITE	
851792	ANVIL SYSTEM LED SPOT RING + HONEYCOMB BLACK	
851793	ANVIL SYSTEM LED SPOT RING + HONEYCOMB WHITE	



B.lux

Anvil Slim Spot

by
David Abad

Architectural
lighting

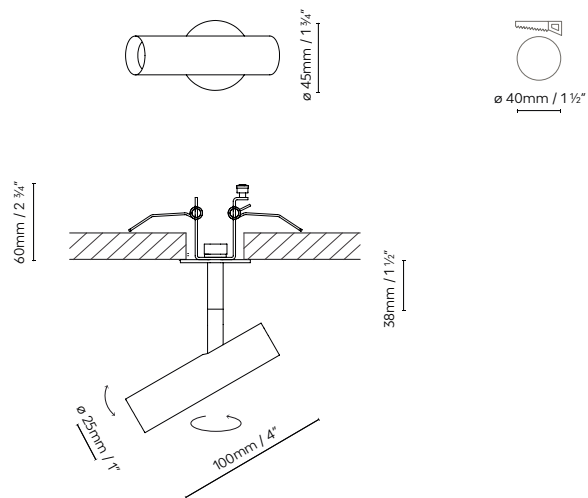
Collection of recessed LED ceiling spotlights with direct light that stand out for their slim design. Made in aluminum and available in matte white, matte black and gold.

Colección de proyectores LED empotrados a techo e iluminación directa, que se caracteriza por la esbeltez de sus formas. Fabricados en aluminio, están disponibles en acabados blanco mate, negro mate y oro.

Kollektion aus in der Decke eingebauten LED-Projektoren und direkter Beleuchtung, die sich durch ihre schlanken Formen auszeichnet. Hergestellt aus Aluminium und verfügbar in den Ausführungen Mattweiß, Mattschwarz und Gold.



ANVIL SLIM SPOT CR



- Black (matte)
- White (matte)
- Gold (matte)

851250	ANVIL SLIM SPOT CR 38° BLACK	
851251	ANVIL SLIM SPOT CR 38° WHITE	LED 4,5W 546ml 250mA 3000K CRI≥90 230V
851252	ANVIL SLIM SPOT CR 38° GOLD	

851260	ANVIL SLIM SPOT CR 60° BLACK	
851261	ANVIL SLIM SPOT CR 60° WHITE	LED 4,5W 546ml 250mA 3000K CRI≥90 230V
851262	ANVIL SLIM SPOT CR 60° GOLD	

B.lux

Anvil Point

by
David Abad

**Architectural
lighting**

Collection of small, recessed LED spotlights with direct light. Made in aluminum and sold in matte white or matte black. Available with two levels of protection against humidity and dust, IP20 and IP44, which makes them suitable for bathrooms too.

Colección de focos LED empotrados, de reducidas dimensiones e iluminación directa. Están fabricados en aluminio y se comercializan en acabado blanco mate o negro mate. Disponibles con dos grados de protección a la humedad y al polvo, IP20 e IP44, lo que permite su instalación en estancias como cuartos de baño.

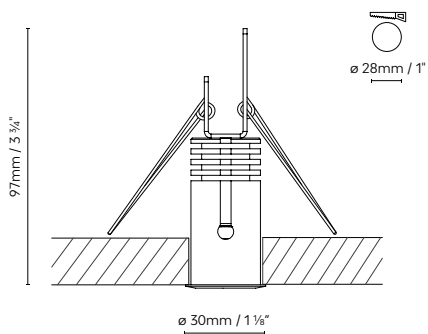
Kollektion aus eingebauten LED-Leuchten in reduzierten Größen mit direkter Beleuchtung. Sie sind aus Aluminium hergestellt und werden mit einem mattweißen oder mattschwarzen Finish angeboten. Verfügbar mit zwei Schutzgraden gegen Feuchtigkeit und Staub, IP20 und IP44, was ihre Installation in Räumen, wie etwa Badezimmern, erlaubt.






ANVIL POINT

● Black (matte) ○ White (matte)



851800	ANVIL POINT 38° BLACK	LED 4,5W 546lm 250mA 3000K CRI≥90 230V
851801	ANVIL POINT 38° WHITE	
851802	ANVIL POINT 60° BLACK	LED 4,5W 546lm 250mA 3000K CRI≥90 230V
851803	ANVIL POINT 60° WHITE	
851810	ANVIL POINT 38° BLACK IP44	LED 4,5W 546lm 250mA 3000K CRI≥90 230V
851811	ANVIL POINT 38° WHITE IP44	
851812	ANVIL POINT 60° BLACK IP44	LED 4,5W 546lm 250mA 3000K CRI≥90 230V
851813	ANVIL POINT 60° WHITE IP44	



B.lux

Blok

by
David Abad

**Architectural
lighting**

A family of lamps composed of wall (W), ceiling (C) and a surface-mounted swivel model (C10 orientable). The ceiling lamps emit direct light, while the wall version offers direct (1L), indirect (1L), or both (2L). Made of solid mechanised aluminium, all Blok lamps are available with an anodised satin silver finish or in textured matte white.

Familia de luminarias compuesta por aplique (W), luminaria de techo (C) y proyector de superficie orientable (C10 orientable). Las luminarias de techo emiten luz directa, mientras que el aplique ofrece luz directa (1L), indirecta (1L), o ambas (2L). Fabricados en sólido de aluminio mecanizado, todos los Blok están disponibles en acabado anodizado plata satinado, en blanco mate texturado o en bronce.

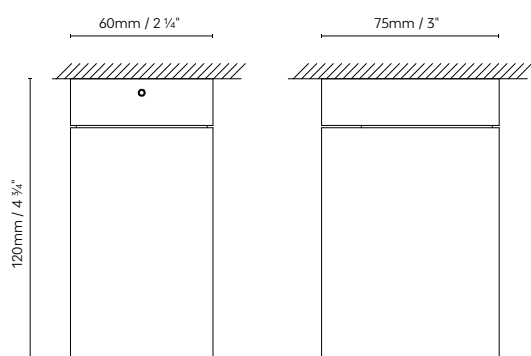
Leuchtenfamilie mit Ausführungen als Wandleuchte (W), Deckenleuchte (C) und aufmontierter, ausrichtbarer Strahler (C10 orientable). Die Deckenleuchten geben direktes Licht ab, die Wandleuchte hingegen entweder direktes (1L) oder indirektes (1L) Licht – oder beides in einem (2L). Alle Blok-Modelle bestehen aus solidem nachbearbeitetem Aluminium und sind in den Ausführungen anodisiert silber-matt oder weiß-matt texturiert erhältlich.



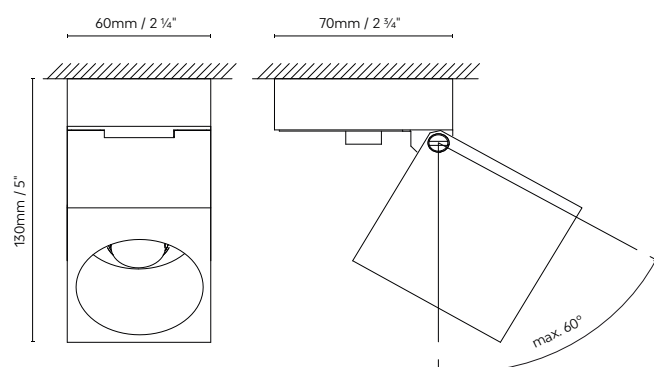
Blok



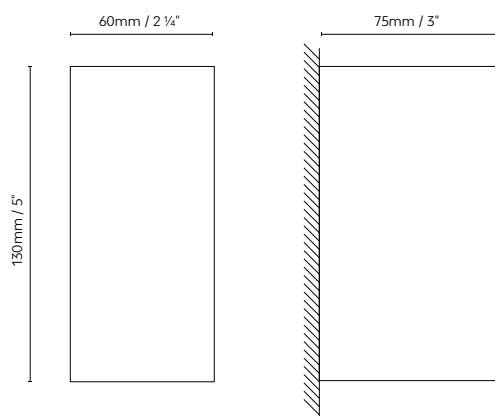
BLOK C10



BLOK C10 ORIENTABLE



BLOK W 1L / BLOK W 2L



● Silver (satin) ○ White (matte) ● Bronze

842400	BLOK C10 SILVER	LED PAR16 5W (Gu10)
842401	BLOK C10 WHITE	
842402	BLOK C10 BRONZE	
842410	BLOK C10 ORIENTABLE SILVER	LED PAR16 5W (Gu10)
842411	BLOK C10 ORIENTABLE WHITE	
842412	BLOK C10 ORIENTABLE BRONZE	
842100	BLOK W 1L SILVER	LED PAR16 5W (Gu10)
842101	BLOK W 1L WHITE	
842102	BLOK W 1L BRONZE	
842105	BLOK W 2L SILVER	LED PAR16 2 x 5W (Gu10)
842106	BLOK W 2L WHITE	
842107	BLOK W 2L BRONZE	

B.lux

Miniblok

by
David Abad

Architectural
lighting

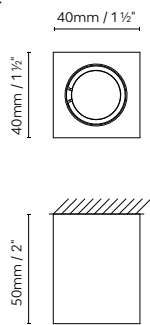
A family of small lamps composed of a surface-mounted ceiling lamp emitting direct light (C), and two wall versions. The wall lamps are available with a single light (W5), that can be direct or indirect, or with two lights (W10), one direct and one indirect. The Miniblok is made of solid mechanised aluminium, with anodised satin silver or textured matte white finishes. External transformer.

Familia de luminarias de dimensiones reducidas compuesta por una luminaria de techo de superficie que emite luz directa (C), y dos apliques. Los apliques están disponibles con una única luz (W5) que puede ser directa o indirecta, o con dos luces (W10): una directa y otra indirecta. Miniblok se fabrica en sólido de aluminio mecanizado, en acabados anodizado plata satinado, blanco mate texturado o bronce. Transformador exterior.

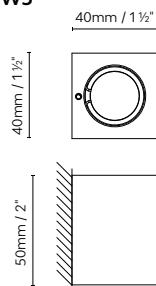
Leuchtenfamilie mit verkleinerten Leuchtenkörpern, bestehend aus einer aufmontierten Deckenleuchte mit direktem Licht (C) und zwei unterschiedlichen Wandleuchten. Die Wandleuchten sind verfügbar entweder mit einzelner Lichtquelle (W5) für direkte oder indirekte Beleuchtung oder mit zwei Lichtquellen (W10), die eine für direkte, die andere für indirekte Beleuchtung. Miniblok wird aus solidem nachbearbeitetem Aluminium in den Ausführungen anodisiert silber-matt oder weiß-matt texturiert hergestellt. Transformator nicht integriert.



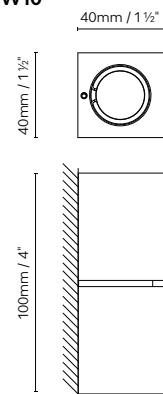
MINIBLOK C



MINIBLOK W5



MINIBLOK W10



Silver (satin)
 White (matte)
 Bronze

843410	MINIBLOK C SILVER	
843411	MINIBLOK C WHITE	LED 2,1W 200lm 700mA 3000K CRI≥90
843412	MINIBLOK C LED BRONZE	

843105	MINIBLOK W5 SILVER	
843106	MINIBLOK W5 WHITE	LED 2,1W 200lm 700mA 3000K CRI≥90
843107	MINIBLOK W5 LED BRONZE	

843115	MINIBLOK W10 SILVER	
843116	MINIBLOK W10 WHITE	LED 2 x 2,1W 400lm 700mA 3000K CRI≥90
843117	MINIBLOK W10 LED BRONZE	

B.lux

Deep Cove System

by
David Abad

**Architectural
lighting**

Trimless lighting system featuring an extruded aluminium profile specifically designed to achieve cornice effects and trimless backlit perimeter spaces, with the capacity to install hidden projectors, or both. For spot lighting, the system allows for the installation of the Deep Cove Spot projector at any point along the profile. Optimum lighting, completely invisible from any angle. Features multiple applications. Easy installation. Deep Cove System is custom-made according to the customer's specifications. Finished in natural aluminium, for integration into the architecture's finish. Inquire about other finishes.

Sistema de iluminación trimless de perfilería de aluminio extruido, específicamente concebido para conseguir efectos cornisa y espacios perimetrales retroiluminados trimless, con posibilidad de instalar proyectores ocultos, o ambos. Para iluminaciones puntuales, permite la instalación del proyector Deep Cove Spot, en cualquier punto del perfil. Óptima iluminación, totalmente invisible desde cualquier ángulo. Permite múltiples aplicaciones. Fácil instalación. Deep Cove System se fabrica ajustándose al proyecto del cliente. El acabado es aluminio natural, para integrarse en el acabado de la arquitectura. Otros acabados, consultar.

Eingelassenes Trimless-Beleuchtungssystem mit Schienen aus extrudiertem Aluminium, speziell entwickelt für Gesimse und eine nahtlose, umlaufende Ausleuchtung von Räumen. Für Punktbeleuchtung lässt sich bei dem System an jeder beliebigen Stelle der Schiene der Strahler Deep Cove Spot installieren. Optimale Beleuchtung, die aus jedem Winkel unsichtbar bleibt. Erlaubt diverse Anwendungen. Einfache Installation. Deep Cove System wird nach den Vorgaben des Kunden speziell für sein Projekt angefertigt. Ausführungen: Aluminium Natur, in die Verkleidungselemente der Architektur zu integrieren. Weitere Ausführungen auf Anfrage.

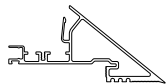


Deep Cove System



DEEP COVE SYSTEM PROFILES

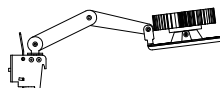
Profile



LED



DEEP COVE SYSTEM SPOT LED



ACCESSORIES DEEP COVE SYSTEM SPOT

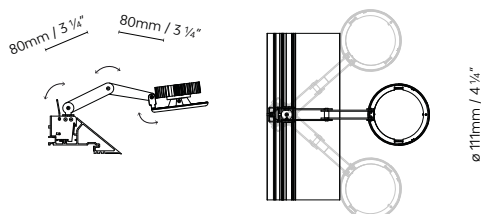
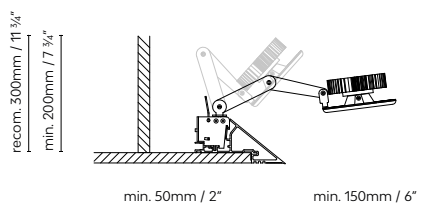
Deep Decorative Ring QR-111
+ Honeycomb Grille Mesh



Deep Decorative Ring CDMR-111
+ Honeycomb Grille Mesh



DEEP COVE SYSTEM SPOT (ADJUSTABLE)



Profile:  Aluminium

Accessories:  Black

852100 **DEEP COVE SYSTEM PROFILE**

852110 **DEEP COVE SYSTEM LED HOLDER PROFILE**

852440 **DEEP COVE SYSTEM SPOT LED**

LED 12,6W 1380lm 700mA 2700K CRI≥90 110-230V DIM PUSH / 1-10V

852427 **DEEP DECORATIVE RING**

852428 **DEEP DECORATIVE RING LED + HONEYCOMB GRILLE MESH**



REQUEST

B.lux

Deep System


by
David Abad

Architectural
lighting

Trimless extruded aluminium lighting system for recessed installation, creating a linear and continuous opening. It offers the possibility of installing LED projectors (Deep System Cardan or Deep System Spot), or LED modules (Deep System LED LINE). The Deep System includes the option of a triple track. Available in a matte black finish.

Sistema de iluminación trimless de perfilería de aluminio extruído para empotrar, que crea una abertura lineal y continua. Ofrece la posibilidad de instalar proyectores LED (Deep System Cardan o Deep System Spot) o módulos LED (Deep System LED LINE). Deep System incluye la posibilidad de incorporar carril trifásico. Disponible en acabado negro mate.

Trimless-Beleuchtungssystem mit eingelassenen Schienen aus extrudiertem Aluminium. Sorgt für lineare, einheitliche Lichtwirkung. Es lassen sich LED Strahler installieren (Deep System Cardan oder Deep System Spot), LED-Module (Deep System LED LINE). Deep System bietet die Möglichkeit, eine Dreiphasenschiene zu integrieren. Verfügbar in mattschwarz Aluminium.




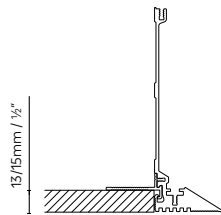
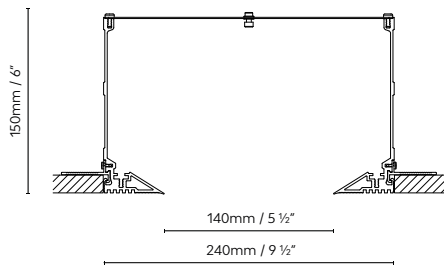
Deep System



DEEP SYSTEM BOX

Installation Scheme for 13 and 15 mm.
Pladur Ceiling.

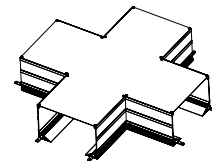
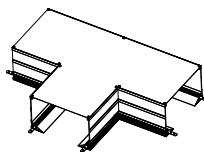
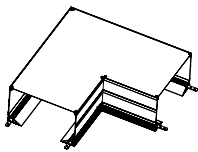
DEEP SYSTEM SIDE COVERS



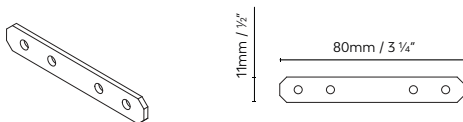
DEEP SYSTEM L CONEXION

DEEP SYSTEM T CONEXION

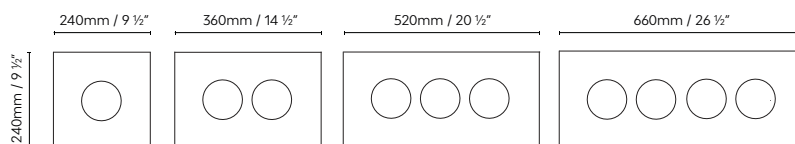
DEEP SYSTEM X CONEXION



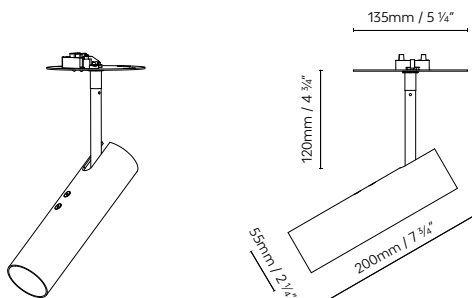
Deep System 180° Angle



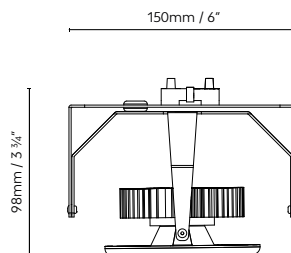
* Accessories



DEEP SYSTEM SPOT 55



DEEP SYSTEM CARDAN LED



A+

Deep System Cardan Lense 15°



Deep System Cardan Lense 25°

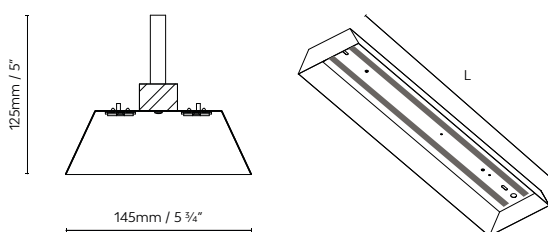


Deep System Cardan Lense 40°



* Decorative Ring for Deep Cardan

DEEP SYSTEM LED LINE



852530L (L: 575mm / 22 3/4")
852531L (L: 875mm / 34 1/4")
852532L (L: 1175mm / 46 1/4")
852533L (L: 1475mm / 58")

DEEP DECORATIVE RING
HONEYCOMB GRILLE MESH



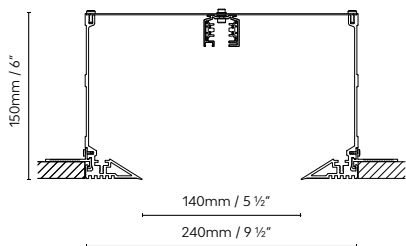
DEEP SYSTEM: ● Black (matte) SPOT: ○ White (matte) ● Black (matte)

852500	DEEP SYSTEM BOX	
852505	DEEP SYSTEM SIDE COVERS (2 un.)	
852410 852411	DEEP SYSTEM SPOT 55 LED BLACK DEEP SYSTEM SPOT 55 LED WHITE	LED 8,8W 770lm 250mA 2700K CRI≥90 230V
852415 852416	DEEP SYSTEM SPOT 55 GU10 BLACK DEEP SYSTEM SPOT 55 GU10 WHITE	LED
852426	DEEP SYSTEM CARDAN LED	LED 12,6W 1380lm 700mA 2700K CRI≥90 110-230V DIM PUSH / 1-10V
852426A 852426B 852426C	DEEP SYSTEM CARDAN LENSE 15° DEEP SYSTEM CARDAN LENSE 25° DEEP SYSTEM CARDAN LENSE 40°	
852530L	DEEP SYSTEM LED LINE 600	LED 2 x 10,2W 3536lm 450mA 3000K CRI≥90 230V DIM PUSH / 1-10V
852531L	DEEP SYSTEM LED LINE 900	LED 2 x 10,2W 3536lm 450mA 3000K CRI≥90 230V DIM PUSH / 1-10V
852532L	DEEP SYSTEM LED LINE 1200	LED 2 X 20,5W 7072lm 450mA 3000K CRI≥90 230V DIM PUSH / 1-10V
852533L	DEEP SYSTEM LED LINE 1500	LED 2 x 25,4W 8840lm 450mA 3000K CRI≥90 230V DIM PUSH / 1-10V
852506 852507 852508	DEEP SYSTEM L CONEXION DEEP SYSTEM T CONEXION DEEP SYSTEM X CONEXION	
852427 852428	DEEP DECORATIVE RING LED DEEP DECORATIVE RING LED + HONEYCOMB GRILLE MESH	

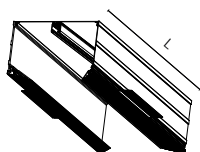
Deep System



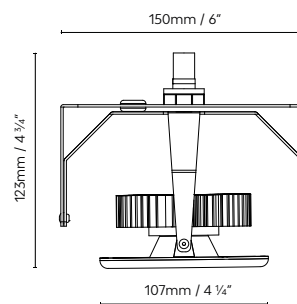
DEEP SYSTEM ADAPTER BOX



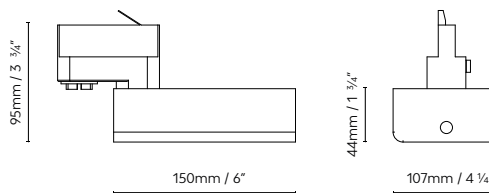
Deep System Adapter Metro



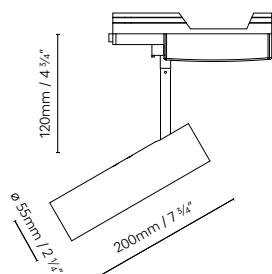
DEEP SYSTEM CARDAN ADAPTER LED



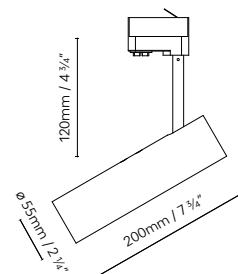
LED Adapter



DEEP SYSTEM SPOT 55 ADAPTER LED



DEEP SYSTEM SPOT 55 ADAPTER GU10



DEEP SYSTEM: ● Black (matte) SPOT: ○ White (matte) ● Black (matte)

852610	DEEP SYSTEM SPOT 55 ADAPTER LED BLACK	LED 8,8W 770lm 250mA 2700K CRI≥90 230V
852611	DEEP SYSTEM SPOT 55 ADAPTER LED WHITE	
852615	DEEP SYSTEM SPOT 55 ADAPTER GU10 BLACK	LED
852616	DEEP SYSTEM SPOT 55 ADAPTER GU10 WHITE	
852626	DEEP SYSTEM CARDAN ADAPTER LED	

B.lux

Deep R

by
David Abad

Architectural
lighting

Trimless, extruded aluminium profile lamps which create a sensation of depth in the ceiling. Adjustable and direct light. It offers the possibility of installing LED projectors. Black matte finish.

Luminarias empotrables trimless de perfilera de aluminio extruido, que crean una profundidad en el techo. Luz orientable y directa. Ofrece la posibilidad de instalar proyectores LED. Acabado: negro mate.

Nahtlose Trimless-Einbauleuchten mit Schienen aus extrudiertem Aluminium. Schaffen Tiefenwirkung an der Decke. Ausrichtbare, direkte Beleuchtung. Ausgelegt für Strahler mit LED. Ausführung: Schwarz matt.



DEEP R25

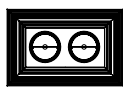
140mm / 5 1/2"



240mm / 9 1/2"

DEEP R40

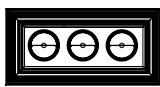
280mm / 11"



380mm / 15"

DEEP R55

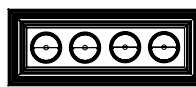
420mm / 16 1/2"



520mm / 20 1/2"

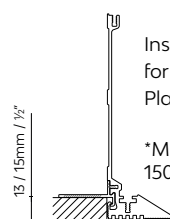
DEEP R70

560mm / 22"



660mm / 26"

140mm / 5 1/2"



Installation Scheme
for 13 and 15mm.
Pladur Ceiling.

*Mimimun depth:
150mm / 6"

● Black (matte)

852400	DEEP R25 LED	LED 12,6W 1380lm 700mA 3000K CRI≥90 110-230V DIM PUSH / 1-10V
852401	DEEP R40 LED	LED 2 x 12,6W 2760lm 700mA 3000K CRI≥90 230V DIM PUSH / 1-10V
852402	DEEP R55 LED	LED 3 x 12,6W 4140lm 700mA 3000K CRI≥90 230V DIM PUSH / 1-10V
852403	DEEP R70 LED	LED 4 x 12,6W 5520lm 700mA 3000K CRI≥90 230V DIM PUSH / 1-10V



B.lux

Marc

by
David Abad

**Architectural
lighting**

A LED lamp collection composed of a suspension (S), ceiling (C), and two wall (W and ARM) versions. Made of aluminium, they feature an opal polycarbonate diffuser and emit direct (1L) or indirect (1L) light, or both (2L), except for the Marc C (1L). The entire collection is available in different finishes: matte grey, satin white, satin black, and oak laminate. A version featuring two “on” settings and a dimmer version are available. Other measurements, finishes and an emergency kit are optional.

Colección de luminarias LED formada por suspensión (S), techo (C), y dos apliques (W y ARM). Fabricadas en aluminio, portan un difusor de policarbonato opal y emiten luz directa (1L), indirecta (1L), o ambas (2L), a excepción de Marc C (1L). Toda la colección se comercializa en diferentes acabados: gris mate, blanco satinado, negro satinado y laminado de madera natural de roble. Disponible versión dos encendidos y versión dimmer. Otras medidas, otros acabados y kit de emergencia, opcionales.

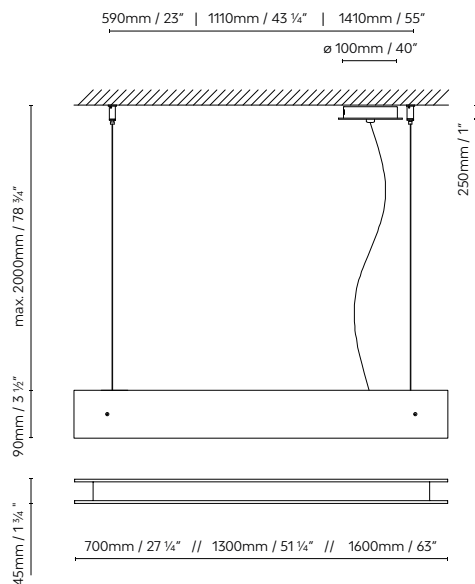
LED Leuchtenkollektion mit Hängeleuchte (S), Deckenleuchte (C) und zwei Ausführungen als Wandleuchte (W und ARM). Hergestellt aus Aluminium, opalweißer Polycarbonatdiffusor, für direktes Licht (1L), indirektes (1L) oder beides (2L); ausgenommen Marc C (1L). Die gesamte Kollektion ist verfügbar in verschiedenen Ausführungen: matt-grau, weiß satiniert, schwarz satiniert und furniert mit Eichenholz. Versionen mit zwei Schaltstufen oder Dimmer verfügbar. Es gibt auf Wunsch Ausführungen mit anderen Abmessungen und ein Notbeleuchtungs-Set.



Marc



MARC S (1L - 2L)

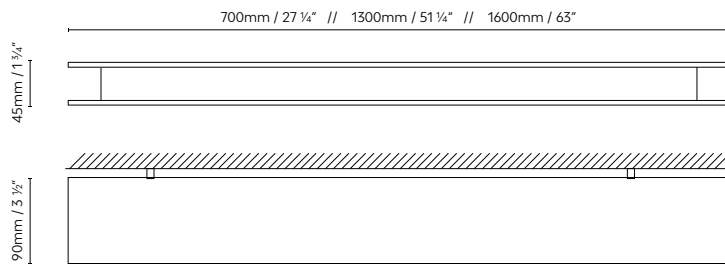


○ White (matte) ● Black (satin) ● Grey (matte) ● Oak

839350	MARC S70 (1L) LED GREY	LED 10,2W 1768lm	839355	MARC S70 (2L) LED GREY	LED 2 x 10,2W
839351	MARC S70 (1L) LED WHITE	450mA 3000K	839356	MARC S70 (2L) LED WHITE	3536lm 450mA
839352	MARC S70 (1L) LED BLACK	CRI≥90 110-230V	839357	MARC S70 (2L) LED BLACK	3000K CRI≥90 230V
839353	MARC S70 (1L) LED OAK		839358	MARC S70 (2L) LED OAK	
839350D	MARC S70 (1L) LED DIM GREY	LED 10,2W 1768lm	839355D	MARC S70 (2L) LED DIM GREY	LED 2 x 10,2W
839351D	MARC S70 (1L) LED DIM WHITE	450mA 3000K	839356D	MARC S70 (2L) LED DIM WHITE	3536lm 450mA
839352D	MARC S70 (1L) LED DIM BLACK	CRI≥90 110-230V	839357D	MARC S70 (2L) LED DIM BLACK	3000K CRI≥90 230V
839353D	MARC S70 (1L) LED DIM OAK	DIM PUSH / DALI	839358D	MARC S70 (2L) LED DIM OAK	DIM PUSH / DALI
839360	MARC S130 (1L) LED GREY	LED 20,5W 3536lm	839365	MARC S130 (2L) LED GREY	LED 2 x 20,5W
839361	MARC S130 (1L) LED WHITE	450mA 3000K	839366	MARC S130 (2L) LED WHITE	7072lm 450mA
839362	MARC S130 (1L) LED BLACK	CRI≥90 230V	839367	MARC S130 (2L) LED BLACK	3000K CRI≥90 230V
839363	MARC S130 (1L) LED OAK		839368	MARC S130 (2L) LED OAK	
839360D	MARC S130 (1L) LED DIM GREY	LED 20,5W 3536lm	839365D	MARC S130 (2L) LED DIM GREY	LED 2 x 20,5W
839361D	MARC S130 (1L) LED DIM WHITE	450mA 3000K	839366D	MARC S130 (2L) LED DIM WHITE	7072lm 450mA
839362D	MARC S130 (1L) LED DIM BLACK	CRI≥90 230V	839367D	MARC S130 (2L) LED DIM BLACK	3000K CRI≥90 230V
839363D	MARC S130 (1L) LED DIM OAK	DIM PUSH / DALI	839368D	MARC S130 (2L) LED DIM OAK	DIM PUSH / DALI
839370	MARC S160 (1L) LED GREY	LED 25,4W 4420lm	839375	MARC S160 (2L) LED GREY	LED 2 x 25,4W
839371	MARC S160 (1L) LED WHITE	450mA 3000K	839376	MARC S160 (2L) LED WHITE	8840lm 450mA
839372	MARC S160 (1L) LED BLACK	CRI≥90 230V	839377	MARC S160 (2L) LED BLACK	3000K CRI≥90 230V
839373	MARC S160 (1L) LED OAK		839378	MARC S160 (2L) LED OAK	
839370D	MARC S160 (1L) LED DIM GREY	LED 25,4W 4420lm	839375D	MARC S160 (2L) LED DIM GREY	LED 2 x 25,4W
839371D	MARC S160 (1L) LED DIM WHITE	450mA 3000K	839376D	MARC S160 (2L) LED DIM WHITE	8840lm 450mA
839372D	MARC S160 (1L) LED DIM BLACK	CRI≥90 230V	839377D	MARC S160 (2L) LED DIM BLACK	3000K CRI≥90 230V
839373D	MARC S160 (1L) LED DIM OAK	DIM PUSH / DALI	839378D	MARC S160 (2L) LED DIM OAK	DIM PUSH / DALI



MARC C



White (matte)
 Black (satin)
 Grey (matte)
 Oak

839450	MARC C70 (1L) LED GREY	LED 10,2W 1768lm
839451	MARC C70 (1L) LED WHITE	450mA 3000K
839452	MARC C70 (1L) LED BLACK	CRI≥90 110-230V
839453	MARC C70 (1L) LED OAK	


839450D	MARC C70 (1L) LED DIM GREY	LED 10,2W 1768lm
839451D	MARC C70 (1L) LED DIM WHITE	450mA 3000K
839452D	MARC C70 (1L) LED DIM BLACK	CRI≥90 110-230V
839453D	MARC C70 (1L) LED DIM OAK	DIM PUSH / DALI

839460	MARC C130 (1L) LED GREY	LED 20,5W 3536lm
839461	MARC C130 (1L) LED WHITE	450mA 3000K
839462	MARC C130 (1L) LED BLACK	CRI≥90 230V
839463	MARC C130 (1L) LED OAK	

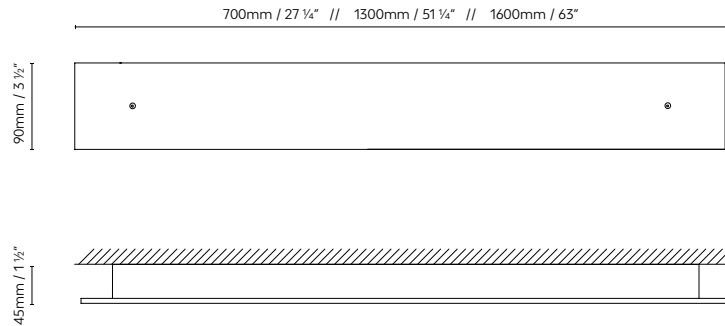
839460D	MARC C130 (1L) LED DIM GREY	LED 20,5W 3536lm
839461D	MARC C130 (1L) LED DIM WHITE	450mA 3000K
839462D	MARC C130 (1L) LED DIM BLACK	CRI≥90 230V
839463D	MARC C130 (1L) LED DIM OAK	DIM PUSH / DALI

839470	MARC C160 (1L) LED GREY	LED 25,4W 4420lm
839471	MARC C160 (1L) LED WHITE	450mA 3000K
839472	MARC C160 (1L) LED BLACK	CRI≥90 230V
839473	MARC C160 (1L) LED OAK	

839470D	MARC C160 (1L) LED DIM GREY	LED 25,4W 4420lm
839471D	MARC C160 (1L) LED DIM WHITE	450mA 3000K
839472D	MARC C160 (1L) LED DIM BLACK	CRI≥90 230V
839473D	MARC C160 (1L) LED DIM OAK	DIM PUSH / DALI



MARC W (1L - 2L)



○ White (matte) ● Black (satin) ● Grey (matte) ● Oak

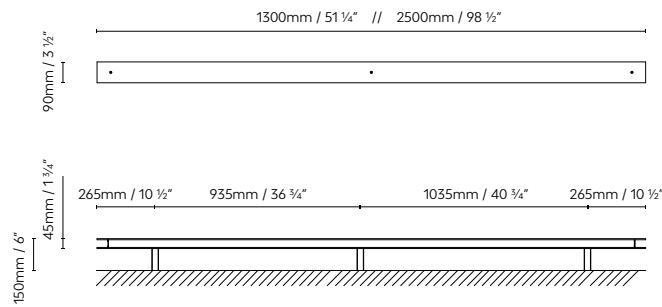
839150	MARC W70 (1L) LED GREY	LED 10,2W 1768lm	839155	MARC W70 (2L) LED GREY	LED 2 x 10,2W 3536lm
839151	MARC W70 (1L) LED WHITE	450mA 3000K	839156	MARC W70 (2L) LED WHITE	450mA 3000K
839152	MARC W70 (1L) LED BLACK	CRI≥90 110-230V	839157	MARC W70 (2L) LED BLACK	CRI≥90 230V
839153	MARC W70 (1L) LED OAK		839158	MARC W70 (2L) LED OAK	
839150D	MARC W70 (1L) LED DIM GREY	LED 10,2W 1768lm	839155D	MARC W70 (2L) LED DIM GREY	LED 2 x 10,2W 3536lm
839151D	MARC W70 (1L) LED DIM WHITE	450mA 3000K	839156D	MARC W70 (2L) LED DIM WHITE	450mA 3000K
839152D	MARC W70 (1L) LED DIM BLACK	CRI≥90 110-230V	839157D	MARC W70 (2L) LED DIM BLACK	CRI≥90 230V
839153D	MARC W70 (1L) LED DIM OAK	DIM PUSH / DALI	839158D	MARC W70 (2L) LED DIM OAK	DIM PUSH / DALI
839160	MARC W130 (1L) LED GREY	LED 20,5W 3536lm	839165	MARC W130 (2L) LED GREY	LED 2 x 20,5W 7072lm
839161	MARC W130 (1L) LED WHITE	450mA 3000K	839166	MARC W130 (2L) LED WHITE	450mA 3000K
839162	MARC W130 (1L) LED BLACK	CRI≥90 230V	839167	MARC W130 (2L) LED BLACK	CRI≥90 230V
839163	MARC W130 (1L) LED OAK		839168	MARC W130 (2L) LED OAK	
839160D	MARC W130 (1L) LED DIM GREY	LED 20,5W 3536lm	839165D	MARC W130 (2L) LED DIM GREY	LED 2 x 20,5W 7072lm
839161D	MARC W130 (1L) LED DIM WHITE	450mA 3000K	839166D	MARC W130 (2L) LED DIM WHITE	450mA 3000K
839162D	MARC W130 (1L) LED DIM BLACK	CRI≥90 230V	839167D	MARC W130 (2L) LED DIM BLACK	CRI≥90 230V
839163D	MARC W130 (1L) LED DIM OAK	DIM PUSH / DALI	839168D	MARC W130 (2L) LED DIM OAK	DIM PUSH / DALI
839170	MARC W160 (1L) LED GREY	LED 25,4W 4420lm	839175	MARC W160 (2L) LED GREY	LED 2 x 25,4W 8840lm
839171	MARC W160 (1L) LED WHITE	450mA 3000K	839176	MARC W160 (2L) LED WHITE	450mA 3000K
839172	MARC W160 (1L) LED BLACK	CRI≥90 230V	839177	MARC W160 (2L) LED BLACK	CRI≥90 230V
839173	MARC W160 (1L) LED OAK		839178	MARC W160 (2L) LED OAK	
839170D	MARC W160 (1L) LED DIM GREY	LED 25,4W 4420lm	839175D	MARC W160 (2L) LED DIM GREY	LED 2 x 25,4W 8840lm
839171D	MARC W160 (1L) LED DIM WHITE	450mA 3000K	839176D	MARC W160 (2L) LED DIM WHITE	450mA 3000K
839172D	MARC W160 (1L) LED DIM BLACK	CRI≥90 230V	839177D	MARC W160 (2L) LED DIM BLACK	CRI≥90 230V
839173D	MARC W160 (1L) LED DIM OAK	DIM PUSH / DALI	839178D	MARC W160 (2L) LED DIM OAK	DIM PUSH / DALI

Marc



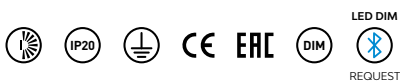


MARC ARM (1L - 2L)



○ White (matte) ● Black (satin) ● Grey (matte) ● Oak

839560	MARC ARM130 (1L) LED GREY	LED 20,5W 3536lm	839565	MARC ARM130 (2L) LED GREY	LED 2 x 20,5W
839561	MARC ARM130 (1L) LED WHITE	450mA 3000K	839566	MARC ARM130 (2L) LED WHITE	7072lm 450mA
839562	MARC ARM130 (1L) LED BLACK	CRI≥90 230V	839567	MARC ARM130 (2L) LED BLACK	3000K CRI≥90 230V
839563	MARC ARM130 (1L) LED OAK		839568	MARC ARM130 (2L) LED OAK	
839560D	MARC ARM130 (1L) LED DIM GREY	LED 20,5W 3536lm	839565D	MARC ARM130 (2L) LED DIM GREY	LED 2 x 20,5W
839561D	MARC ARM130 (1L) LED DIM WHITE	450mA 3000K	839566D	MARC ARM130 (2L) LED DIM WHITE	7072lm 450mA
839562D	MARC ARM130 (1L) LED DIM BLACK	CRI≥90 230V	839567D	MARC ARM130 (2L) LED DIM BLACK	3000K CRI≥90 230V
839563D	MARC ARM130 (1L) LED DIM OAK	DIM PUSH / DALI	839568D	MARC ARM130 (2L) LED DIM OAK	DIM PUSH / DALI
839580	MARC ARM250 (1L) LED GREY	LED 43,2W 7514lm	839585	MARC ARM250 (2L) LED GREY	LED 2 x 43,2W
839581	MARC ARM250 (1L) LED WHITE	450mA 3000K	839586	MARC ARM250 (2L) LED WHITE	15028lm 450mA
839582	MARC ARM250 (1L) LED BLACK	CRI≥90 230V	839587	MARC ARM250 (2L) LED BLACK	3000K CRI≥90 230V
839583	MARC ARM250 (1L) LED OAK		839588	MARC ARM250 (2L) LED OAK	
839580D	MARC ARM250 (1L) LED DIM GREY	LED 43,2W 7514lm	839585D	MARC ARM250 (2L) LED DIM GREY	LED 2 x 43,2W
839581D	MARC ARM250 (1L) LED DIM WHITE	450mA 3000K	839586D	MARC ARM250 (2L) LED DIM WHITE	15028lm 450mA
839582D	MARC ARM250 (1L) LED DIM BLACK	CRI≥90 230V	839587D	MARC ARM250 (2L) LED DIM BLACK	3000K CRI≥90 230V
839583D	MARC ARM250 (1L) LED DIM OAK	DIM PUSH / DALI	839588D	MARC ARM250 (2L) LED DIM OAK	DIM PUSH / DALI



B.lux

Marc Dos

by
David Abad

**Architectural
lighting**

A collection of LED lamps composed of suspension (S) and wall (W) versions, made of aluminium and with an opal polycarbonate diffuser. They emit direct (1L) or indirect (1L) light, or both (2L). Available in various finishes: matte grey, satin white, satin black, or oak laminate. A version featuring two “on” settings and a dimmer version are also available. Other measurements, finishes and an emergency kit are optional.

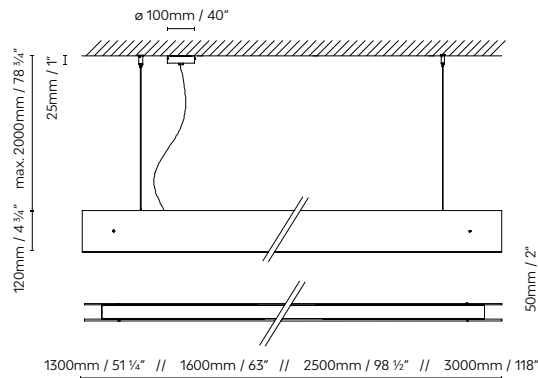
Colección de luminarias LED compuesta por suspensión (S) y aplique (W), fabricadas en aluminio y difusor de policarbonato opal. Emiten luz directa (1L), indirecta (1L), o ambas (2L). Disponibles en varios acabados: gris mate, blanco satinado, negro satinado, o laminado de madera natural de roble. Disponible versión dos encendidos y versión dimmer. Otras medidas, otros acabados y kit de emergencia, opcionales.

LED Leuchtenkollektion mit Hängeleuchte (S) und Wandleuchte (W), Leuchtenkörper aus Aluminium, opalweißer Polycarbonatdiffusor. Geben direktes Licht (1L), indirektes Licht (1L) oder beides (2L) ab. Verfügbar in mehreren Ausführungen: matt-grau, weiß satiniert, schwarz satiniert oder furniert mit Eichenholz. Versionen mit zwei Schaltstufen oder Dimmer verfügbar. Es gibt auf Wunsch Ausführungen mit anderen Abmessungen und ein Notbeleuchtungs-Set.





MARC DOS S (1L - 2L)



○ White (matte) ● Black (satin) ● Grey (matte) ● Oak

841350	MARC DOS S130 (1L) LED GREY	LED 20,5W 3536lm
841351	MARC DOS S130 (1L) LED WHITE	450mA 3000K
841352	MARC DOS S130 (1L) LED BLACK	CRI≥90 230V
841353	MARC DOS S130 (1L) LED OAK	

841350D	MARC DOS S130 (1L) LED DIM GREY	LED 20,5W 3536lm
841351D	MARC DOS S130 (1L) LED DIM WHITE	450mA 3000K
841352D	MARC DOS S130 (1L) LED DIM BLACK	CRI≥90 230V
841353D	MARC DOS S130 (1L) LED DIM OAK	DIM PUSH / DALI

841355	MARC DOS S130 (2L) LED GREY	LED 2 x 20,5W
841356	MARC DOS S130 (2L) LED WHITE	7072lm 450mA
841357	MARC DOS S130 (2L) LED BLACK	3000K CRI≥90 230V
841358	MARC DOS S130 (2L) LED OAK	

841355D	MARC DOS S130 (2L) LED DIM GREY	LED 2 x 20,5W
841356D	MARC DOS S130 (2L) LED DIM WHITE	7072lm 450mA
841357D	MARC DOS S130 (2L) LED DIM BLACK	3000K CRI≥90 230V
841358D	MARC DOS S130 (2L) LED DIM OAK	DIM PUSH / DALI

841360	MARC DOS S160 (1L) LED GREY	LED 25,4W 4420lm
841361	MARC DOS S160 (1L) LED WHITE	450mA 3000K
841362	MARC DOS S160 (1L) LED BLACK	CRI≥90 230V
841363	MARC DOS S160 (1L) LED OAK	

841360D	MARC DOS S160 (1L) LED DIM GREY	LED 25,4W 4420lm
841361D	MARC DOS S160 (1L) LED DIM WHITE	450mA 3000K
841362D	MARC DOS S160 (1L) LED DIM BLACK	CRI≥90 230V
841363D	MARC DOS S160 (1L) LED DIM OAK	DIM PUSH / DALI

841365	MARC DOS S160 (2L) LED GREY	LED 2 x 25,4W
841366	MARC DOS S160 (2L) LED WHITE	8840lm 450mA
841367	MARC DOS S160 (2L) LED BLACK	3000K CRI≥90 230V
841368	MARC DOS S160 (2L) LED OAK	


841365D	MARC DOS S160 (2L) LED DIM GREY	LED 2 x 25,4W
841366D	MARC DOS S160 (2L) LED DIM WHITE	8840lm 450mA
841367D	MARC DOS S160 (2L) LED DIM BLACK	3000K CRI≥90 230V
841368D	MARC DOS S160 (2L) LED DIM OAK	DIM PUSH / DALI

841370	MARC DOS S250 (1L) LED GREY	LED 43,2W 7514lm
841371	MARC DOS S250 (1L) LED WHITE	450mA 3000K
841372	MARC DOS S250 (1L) LED BLACK	CRI≥90 230V
841373	MARC DOS S250 (1L) LED OAK	

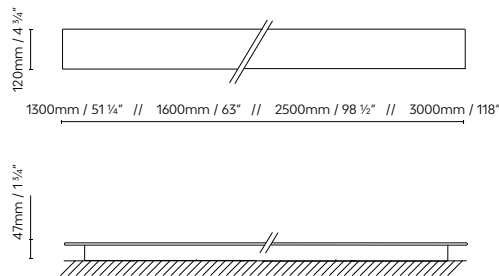
841370D	MARC DOS S250 (1L) LED DIM GREY	LED 43,2W 7514lm
841371D	MARC DOS S250 (1L) LED DIM WHITE	450mA 3000K
841372D	MARC DOS S250 (1L) LED DIM BLACK	CRI≥90 230V
841373D	MARC DOS S250 (1L) LED DIM OAK	DIM PUSH / DALI

841375	MARC DOS S250 (2L) LED GREY	LED 2 x 43,2W
841376	MARC DOS S250 (2L) LED WHITE	15028lm 450mA
841377	MARC DOS S250 (2L) LED BLACK	3000K CRI≥90 230V
841378	MARC DOS S250 (2L) LED OAK	

841375D	MARC DOS S250 (2L) LED DIM GREY	LED 2 x 43,2W
841376D	MARC DOS S250 (2L) LED DIM WHITE	15028lm 450mA
841377D	MARC DOS S250 (2L) LED DIM BLACK	3000K CRI≥90 230V
841378D	MARC DOS S250 (2L) LED DIM OAK	DIM PUSH / DALI



MARC DOS W (1L - 2L)



○ White (matte) ● Black (satin) ● Grey (matte) ● Oak

841160	MARC DOS W130 (1L) LED GREY	LED 20,5W 3536lm	841175	MARC DOS W160 (2L) LED GREY	LED 2 x 25,4W
841161	MARC DOS W130 (1L) LED WHITE	450mA 3000K	841176	MARC DOS W160 (2L) LED WHITE	8840lm 450mA
841162	MARC DOS W130 (1L) LED BLACK	CRI≥90 230V	841177	MARC DOS W160 (2L) LED BLACK	3000K CRI≥90 230V
841163	MARC DOS W130 (1L) LED OAK		841178	MARC DOS W160 (2L) LED OAK	
841160D	MARC DOS W130 (1L) LED DIM GREY	LED 20,5W 3536lm	841175D	MARC DOS W160 (2L) LED DIM GREY	LED 2 x 25,4W
841161D	MARC DOS W130 (1L) LED DIM WHITE	450mA 3000K	841176D	MARC DOS W160 (2L) LED DIM WHITE	8840lm 450mA
841162D	MARC DOS W130 (1L) LED DIM BLACK	CRI≥90 230V	841177D	MARC DOS W160 (2L) LED DIM BLACK	3000K CRI≥90 230V
841163D	MARC DOS W130 (1L) LED DIM OAK	DIM PUSH / DALI	841178D	MARC DOS W160 (2L) LED DIM OAK	DIM PUSH / DALI
841165	MARC DOS W130 (2L) LED GREY	LED 2 x 20,5W	841150	MARC DOS W250 (1L) LED GREY	LED 43,2W 7514lm
841166	MARC DOS W130 (2L) LED WHITE	7072lm 450mA	841151	MARC DOS W250 (1L) LED WHITE	450mA 3000K
841167	MARC DOS W130 (2L) LED BLACK	3000K CRI≥90 230V	841152	MARC DOS W250 (1L) LED BLACK	CRI≥90 230V
841168	MARC DOS W130 (2L) LED OAK		841153	MARC DOS W250 (1L) LED OAK	
841165D	MARC DOS W130 (2L) LED DIM GREY	LED 2 x 20,5W	841150D	MARC DOS W250 (1L) LED DIM GREY	LED 43,2W 7514lm
841166D	MARC DOS W130 (2L) LED DIM WHITE	7072lm 450mA	841151D	MARC DOS W250 (1L) LED DIM WHITE	450mA 3000K
841167D	MARC DOS W130 (2L) LED DIM BLACK	3000K CRI≥90 230V	841152D	MARC DOS W250 (1L) LED DIM BLACK	CRI≥90 230V
841168D	MARC DOS W130 (2L) LED DIM OAK	DIM PUSH / DALI	841153D	MARC DOS W250 (1L) LED DIM OAK	DIM PUSH / DALI
841170	MARC DOS W160 (1L) LED GREY	LED 25,4W 4420lm	841155	MARC DOS W250 (2L) LED GREY	LED 2 x 43,2W
841171	MARC DOS W160 (1L) LED WHITE	450mA 3000K	841156	MARC DOS W250 (2L) LED WHITE	15028lm 450mA
841172	MARC DOS W160 (1L) LED BLACK	CRI≥90 230V	841157	MARC DOS W250 (2L) LED BLACK	3000K CRI≥90 230V
841173	MARC DOS W160 (1L) LED OAK		841158	MARC DOS W250 (2L) LED OAK	
841170D	MARC DOS W160 (1L) LED DIM GREY	LED 25,4W 4420lm	841155D	MARC DOS W250 (2L) LED DIM GREY	LED 2 x 43,2W
841171D	MARC DOS W160 (1L) LED DIM WHITE	450mA 3000K	841156D	MARC DOS W250 (2L) LED DIM WHITE	15028lm 450mA
841172D	MARC DOS W160 (1L) LED DIM BLACK	CRI≥90 230V	841157D	MARC DOS W250 (2L) LED DIM BLACK	3000K CRI≥90 230V
841173D	MARC DOS W160 (1L) LED DIM OAK	DIM PUSH / DALI	841158D	MARC DOS W250 (2L) LED DIM OAK	DIM PUSH / DALI

B.lux

Roof

by
David Abad

**Architectural
lighting**

Wall or ceiling LED lamp (C/W),
both individual (I) or double (II).
All made of aluminium, with a
transparent glass diffuser and
diffuse light. Available in anodised
satin silver or matte white finishes.

Luminaria LED de techo o aplique
(C/W), tanto individual (I) como
doble (II), todas ellas fabricadas
en aluminio, con difusor de
cristal y luz difusa. Disponibles en
acabados anodizado plata satinado,
o blanco mate.

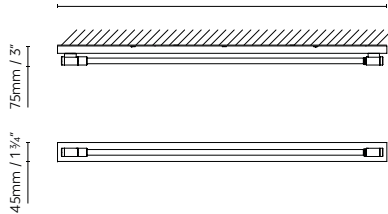
LED Wand- oder Deckenleuchte (C/W),
sowohl als individuelle (I) wie auch
als doppelte Ausführung (II), jeweils
aus Aluminium mit transparentem
Glasdiffusor und Streulicht.
Erhältlich in den Ausführungen
silbern anodisiert und satiniert oder
matt-weiß.





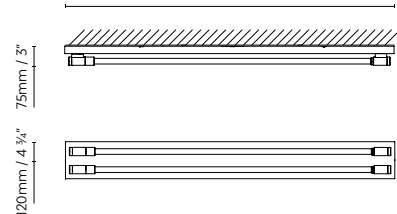
ROOF C/W II

ROOF C/W I 70: 710mm / 28"
 ROOF C/W I 130: 1310mm / 51 1/2"
 ROOF C/W I 160: 1610mm / 63 1/2"



ROOF C/W III

ROOF C/W I 70: 710mm / 28"
 ROOF C/W I 130: 1310mm / 51 1/2"
 ROOF C/W I 160: 1610mm / 63 1/2"



ROOF C/W: ● Silver (satin) ○ White (matte)

847100	ROOF LED C/W I 70 SILVER	LED 9,6W 910lm 24V
847101	ROOF LED C/W I 70 WHITE	2700K CRI≥90 230V
847100D	ROOF LED C/W I 70 DIM SILVER	LED 9,6W 910lm 24V
847101D	ROOF LED C/W I 70 DIM WHITE	2700K CRI≥90 230V DIM PUSH / DALI
847110	ROOF LED C/W I 130 SILVER	LED 21W 2002lm 24V
847111	ROOF LED C/W I 130 WHITE	2700K CRI≥90 230V
847110D	ROOF LED C/W I 130 DIM SILVER	LED 21W 2002lm 24V
847111D	ROOF LED C/W I 130 DIM WHITE	2700K CRI≥90 230V DIM PUSH / DALI
847120	ROOF LED C/W I 160 SILVER	LED 27W 2548lm 24V
847121	ROOF LED C/W I 160 WHITE	2700K CRI≥90 230V
847120D	ROOF LED C/W I 160 DIM SILVER	LED 27W 2548lm 24V
847121D	ROOF LED C/W I 160 DIM WHITE	2700K CRI≥90 230V DIM PUSH / DALI

847150	ROOF LED C/W II 70 SILVER	LED 2 x 9,6W 1820lm
847151	ROOF LED C/W II 70 WHITE	24V 2700K CRI≥90 230V
847150D	ROOF LED C/W II 70 DIM SILVER	LED 2 x 9,6W 1820lm
847151D	ROOF LED C/W II 70 DIM WHITE	24V 2700K CRI≥90 230V DIM PUSH / DALI
847160	ROOF LED C/W II 130 SILVER	LED 2 x 21W 4004lm
847161	ROOF LED C/W II 130 WHITE	24V 2700K CRI≥90 230V
847160D	ROOF LED C/W II 130 DIM SILVER	LED 2 x 21W 4004lm
847161D	ROOF LED C/W II 130 DIM WHITE	24V 2700K CRI≥90 230V DIM PUSH / DALI
847170	ROOF LED C/W II 160 SILVER	LED 2 x 27W 5096lm
847171	ROOF LED C/W II 160 WHITE	24V 2700K CRI≥90 230V
847170D	ROOF LED C/W II 160 DIM SILVER	LED 2 x 27W 5096lm
847171D	ROOF LED C/W II 160 DIM WHITE	24V 2700K CRI≥90 230V DIM PUSH / DALI

B.lux

Outdoor lighting

B.lux

AMS

by
David Abad

**Outdoor
lighting**

Range of outdoor lamps with geometric forms, available in three sizes. Made from corten steel or 316L stainless steel.

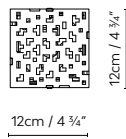
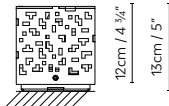
Familia de luminarias de exterior de formas geométricas, disponible en tres tamaños. Se fabrica en acero corten o acero inoxidable 316L.

Geometrisch designte Leuchten-Modellreihe für Außenbereiche, erhältlich in drei Größen. Wird in Cortenstahl oder 316L-Edelstahl hergestellt.

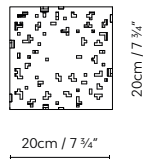
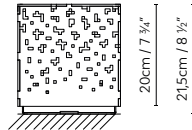




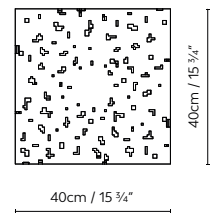
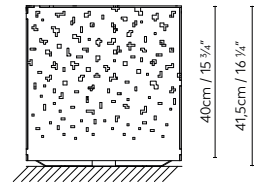
AMS 12



AMS 20



AMS 40



● Corten steel ● Stainless steel 316L

712220	AMS 12 CORTEN	LED 2,5W (G9)
712221	AMS 12 INOX	
712200	AMS 20 CORTEN	LED 10W (E27) / Fluó. 18W (E27)
712201	AMS 20 INOX	
712210	AMS 40 CORTEN	LED 13W (E27) / Fluó. 26W (E27)
712211	AMS 40 INOX	



B.lux

Blok Out

by
David Abad

Outdoor
lighting

Family of outdoor lamps composed of surface ceiling (C) and wall (W) models, made of aluminium and available in silver anodised or bronze finishes. The Blok Out C emits direct light, while the Blok Out W is sold with one light (direct or indirect) or two (indirect and direct).

Familia de luminarias de exterior compuesta por plafón de superficie (C) y aplique (W), fabricada en aluminio y disponible en acabado plata anodizado, bronce o corten pintado. Blok Out C emite luz directa, mientras que Blok Out W se comercializa con una luz (indirecta o directa), o dos luces (indirecta y directa). Disponible en dos tamaños W15 y W20.

Außenleuchtenfamilie mit Ausführungen als aufmontierte Deckenleuchte (C) und Wandleuchte (W) aus Aluminium, erhältlich in den Ausführungen Silber Anodisiert oder Bronze. Block Out C gibt direktes Licht ab, Block Out W ist mit einer Lichtquelle (indirekt oder direkt) oder zwei Lichtquellen (indirekt und direkt) lieferbar.

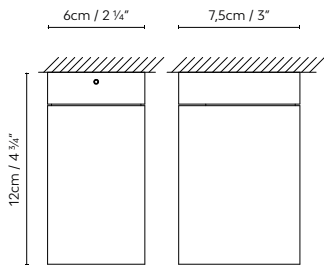


Blok Out

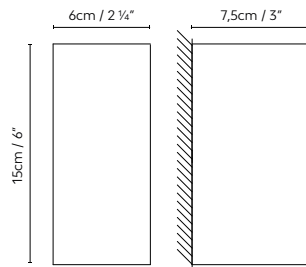




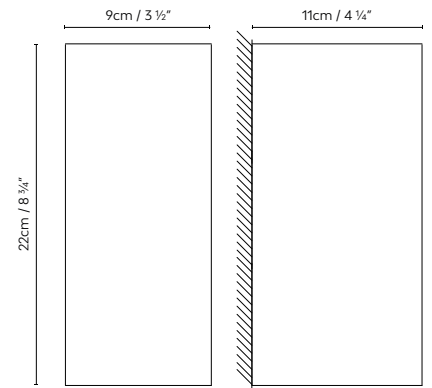
BLOK OUT C



BLOK OUT W15



BLOK OUT W20



Silver (anodised)
 Bronze
 Corten

707400	BLOK OUT C SILVER	
707401	BLOK OUT C BRONZE	LED PAR16 5W (Gu10)
707402	BLOK OUT C CORTEN	
707100	BLOK OUT W15 (1L) SILVER	
707101	BLOK OUT W15 (1L) BRONZE	LED PAR16 5W (Gu10)
707102	BLOK OUT W15 (1L) CORTEN	
707110	BLOK OUT W15 (2L) SILVER	
707111	BLOK OUT W15 (2L) BRONZE	LED PAR16 2 x 5W (Gu10)
707112	BLOK OUT W15 (2L) CORTEN	
707150	BLOK OUT W20 (1L) SILVER	
707151	BLOK OUT W20 (1L) BRONZE	LED PAR20 6W (Gu10)
707152	BLOK OUT W20 (1L) CORTEN	
707160	BLOK OUT W20 (2L) SILVER	
707161	BLOK OUT W20 (2L) BRONZE	LED PAR20 2 x 6W (Gu10)
707162	BLOK OUT W20 (2L) CORTEN	

B.lux

Frame

by
Mario Ruiz

**Outdoor
lighting**

An outdoor low level feature luminaire in the shape of a hollow rectangular prism with rounded edges. The structure is made from aluminium and the diffuser is made from pressed glass. This light fitting will intensely illuminate the interior hollow and softly and asymmetrically illuminate the surrounding area. Frame is available in three different sizes: S, M and L. Finishes: Satin white, texturised bronze, forged grey, corten-finish.

Baliza para exterior que recrea un prisma hueco rectangular de ángulos redondeados. La estructura es de aluminio y el difusor está fabricado en vidrio prensado. Esta luminaria baña intensamente de luz su vacío interior, y suave y asimétricamente el suelo circundante. Frame está disponible en tres tamaños: S, M y L. Acabados: blanco satinado, bronce texturado, gris forja y corten.

Signalleuchte für Außenbereiche, die ein hohles, rechteckiges Prisma mit abgerundeten Ecken nachbildet. Das Gehäuse ist aus Aluminium, der Diffusor aus Pressglas. Diese Leuchte strahlt hell in ihrem hohlen Innenteil und verbreitet ein sanftes und asymmetrisches Licht auf den umliegenden Boden. Frame ist lieferbar in drei Größen: S, M und L. Ausführungen: Weiß satiniert, Bronze texturiert, Grau Schmiedeeisen und Corten-Ausführungen.

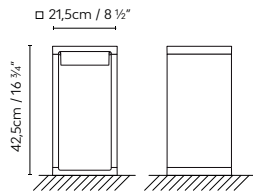


Frame

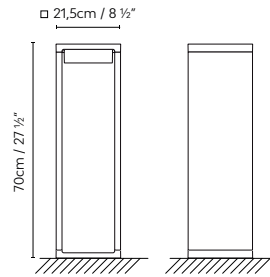




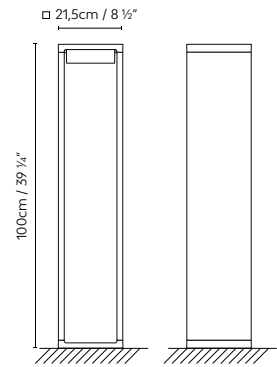
FRAME S



FRAME M



FRAME L



- White (satin) ● Bronze ● Grey (forged) ● Corten

677200	FRAME S LED WHITE	
677201	FRAME S LED BRONZE	
677202	FRAME S LED GREY	LED 16,6W 1350lm 2700K CRI≥90 230V
677240	FRAME S LED CORTEN	
677205	FRAME M LED WHITE	
677206	FRAME M LED BRONZE	
677207	FRAME M LED GREY	LED 16,6W 1350lm 2700K CRI≥90 230V
677242	FRAME M LED CORTEN	
677210	FRAME L LED WHITE	
677211	FRAME L LED BRONZE	
677212	FRAME L LED GREY	LED 16,6W 1350lm 2700K CRI≥90 230V
677244	FRAME L LED CORTEN	

B.lux

Inn Side

by
Gemma Bernal

**Outdoor
lighting**

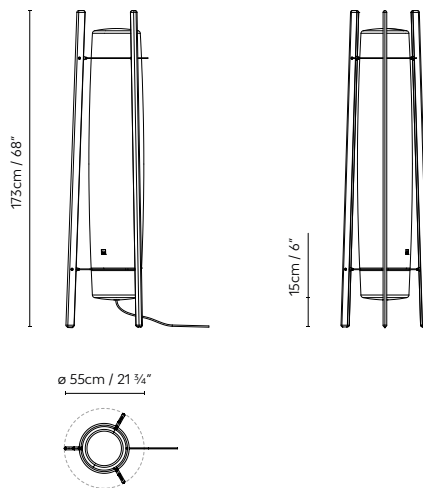
Portable outdoor lamp crafted of plain vandal-proof and UVA-resistant opal white PE. Radiata wood featuring a stabilising treatment to prevent warping. 3.5-meter cable.

Luminaria portátil de exterior, fabricada en PE antivandálico liso, acabado en blanco opal y resistente a UVA. Madera radiata con tratamiento estabilizador, para evitar cualquier deformación. Cable de 3,5 metros de largo.

Tragbare Außenleuchte aus vandalismussicherem Opalweiss, glatt, UV-beständig. Radiata Holz mit stabilisierender Behandlung zur Vermeidung jeglicher Verformungen. 3,5 Meter langes Kabel.



INN SIDE



● ○ Radiata / Opal white

730200

INN SIDE LED

LED 4 x 16W 11072lm 350mA 3000K CRI≥90 230V



REQUEST

B.lux

Kanpazar

by
Jon Santacoloma

**Outdoor
lighting**

Indoor and outdoor lamps, in a smooth opal white finish, made from vandal Prof. UV resistant polyethylene. Available in two sizes: 150 cm and 80 cm, and different versions. Kanpazar A is fixed to the ground and hard wired, while Kanpazar B is portable and has a maximum wiring connection of 3.5 metres. Kanpazar C, which has a concrete base, is portable and has a maximum wiring connection of 3,5 metres. Kanpazar 150 is also available in an additional version D made from a stainless steel base that is secured to the ground with the connection provided.

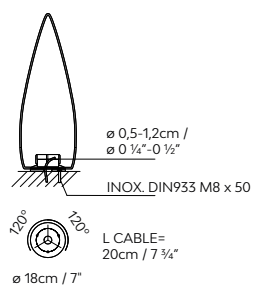
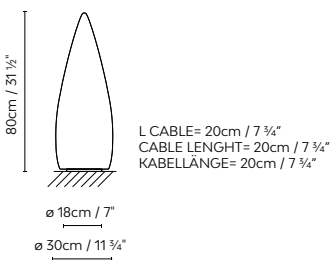
Luminarias para exterior e interior fabricadas en PE antivandálico blanco opal liso resistente UVA. Disponible en dos alturas: 150 cm y 80 cm, y diferentes versiones. Kanpazar A se fija al suelo coincidiendo con una acometida prevista, mientras que Kanpazar B es portátil y posee una longitud de acometida máxima de 3,5 metros. Kanpazar C, que tiene una base de hormigón, es portátil y posee una longitud de acometida máxima de 3,5 metros. Kanpazar 150 se fabrica también en versión D, con una base de acero inoxidable que se fija al suelo, coincidiendo con una acometida prevista.

Lampe für Innenräume und Außenbereiche aus vandalismussicherem PE, opalweiss glänzend, UV-beständig. In zwei Höhen verfügbar: 150 cm und 80 cm, und verschiedene Ausführungen. Kanpazar A wird abhängig vom vorhandenen Elektroanschluss auf dem Boden befestigt, während Kanpazar B tragbar ist und eine Anschlusslänge von maximal 3,5 Metern besitzt. Kanpazar C, dass ein Betonfußgestell hat, ist tragbar und hat eine Anschlusslänge von maximal 3,5 Metern. Kanpazar 150 wird auch Ausführung D mit ein rostfreies Stahlfußgestell, dass abhängig vom vorhandenen Elektroanschluss auf dem Boden befestigt wird.

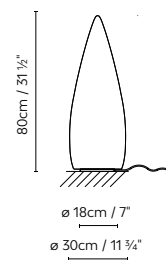




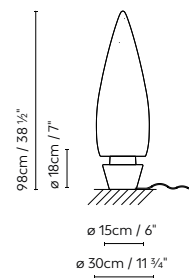
KANPAZAR 80A



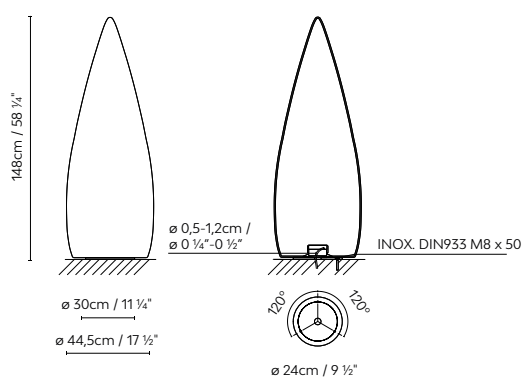
KANPAZAR 80B



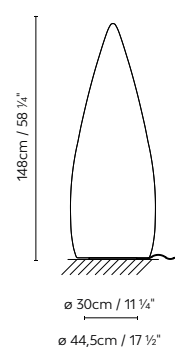
KANPAZAR 80C



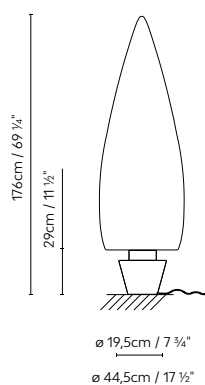
KANPAZAR 150A



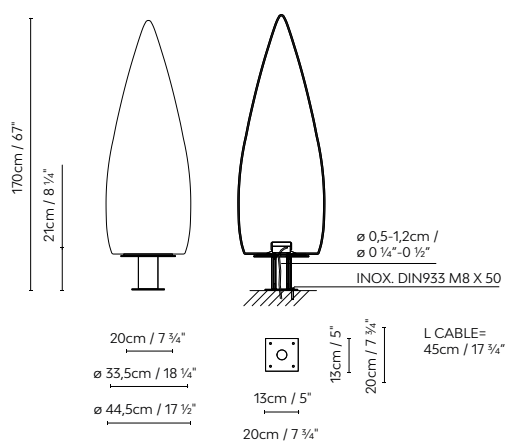
KANPAZAR 150B



KANPAZAR 150C



KANPAZAR 150D



○ Opal white

659250	KANPAZAR 150A LED	LED 4 x 12W 8304lm 350mA 3000K CRI≥90 230V
659200	KANPAZAR 150A FLUO 2G11	Fluo. 2 x 55W (2G11)
659210	KANPAZAR 150A FLUO G5	Fluo. 2 x 21W/39W (G5)
659251	KANPAZAR 150B LED	LED 4 x 12W 8304lm 350mA 3000K CRI≥90 230V
659201	KANPAZAR 150B FLUO 2G11	Fluo. 2 x 55W (2G11)
659211	KANPAZAR 150B FLUO G5	Fluo. 2 x 21W/39W (G5)
659252	KANPAZAR 150C LED	LED 4 x 12W 8304lm 350mA 3000K CRI≥90 230V
659202	KANPAZAR 150C FLUO 2G11	Fluo. 2 x 55W (2G11)
659212	KANPAZAR 150C FLUO G5	Fluo. 2 x 21W/39W (G5)

659254	KANPAZAR 150D LED	LED 4 x 12W 8304lm 350mA 3000K CRI≥90 230V
659204	KANPAZAR 150D FLUO 2G11	Fluo. 2 x 55W (2G11)
659214	KANPAZAR 150D FLUO G5	Fluo. 2 x 21W/39W (G5)
659270	KANPAZAR 80A LED	LED 4 x 6W 4152lm 350mA 3000K CRI≥90 230V
659220	KANPAZAR 80A FLUO	Fluo. 2 x 18/24/36W (2G11)
659271	KANPAZAR 80B LED	LED 4 x 6W 4152lm 350mA 3000K CRI≥90 230V
659221	KANPAZAR 80B FLUO	Fluo. 2 x 18/24/36W (2G11)
659272	KANPAZAR 80C LED	LED 4 x 6W 4152lm 350mA 3000K CRI≥90 230V
659222	KANPAZAR 80C FLUO	Fluo. 2 x 18/24/36W (2G11)

B.lux

Lap Bench

by
David Abad

Outdoor
lighting

Elondo wooden (Indian Rosewood) bench for indoors or outdoors. Lap Bench A may be connected to the ground or floor at a fixed connection point, while Lap Bench B is portable, with a 3.5-meter cable. Available in two lengths. Finishes: Texturised satin concrete grey or texturised rust.

Banco de madera de Elondo para exterior e interior con iluminación a ambos lados. Lap Bench A se fija al suelo coincidiendo con una acometida prevista, mientras que Lap Bench B es portátil y posee una longitud de acometida máxima de 3,5 metros. Disponible en dos longitudes. Acabados: Gris cemento satinado texturado u oxido texturado.

Beidseitig beleuchtete Bank aus Elondoholz für Außen- und Innenbereiche. Lap Bench A ist über einem festen Stromanschluss im Boden verankert, Lap Bench B ist tragbar und verfügt über ein 3,5 Meter langes Kabel. Lieferbar in zwei Längen. Ausführung: Betongrau satiniert mit Textur, und rostig mit Textur.

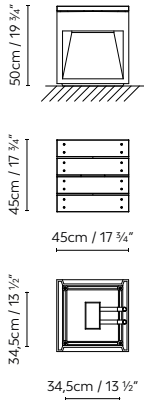


Lap Bench

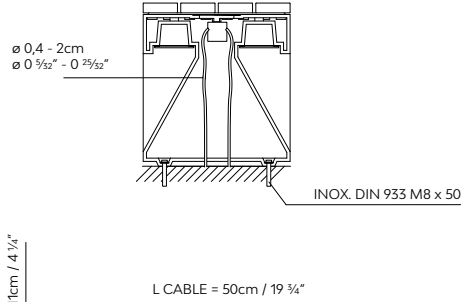
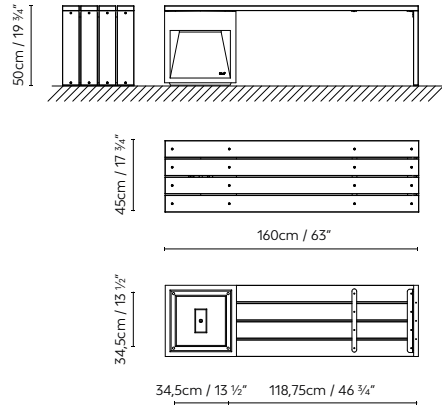




LAP BENCH 45A / 45B



LAP BENCH 45-2A



- Concrete grey (satin)
- Rust

- 722250 **LAP BENCH 45A** LED GREY
- 722251 **LAP BENCH 45A** LED RUST
- 722222 **LAP BENCH 45B** LED GREY
- 722223 **LAP BENCH 45B** LED RUST
- 722254 **LAP BENCH 45-2A** LED GREY
- 722255 **LAP BENCH 45-2A** LED RUST

LED 2 x 6,5W 900lm 12V 3000K CRI≥90 230V



B.lux

Lap WR

by
David Abad

Outdoor
lighting

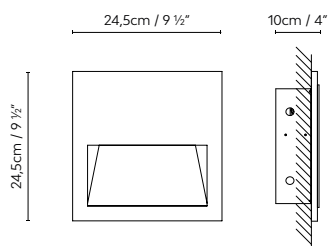
Outdoor beacon lamp, which can be recessed into the wall, made from 316L brushed stainless steel and corten steel. Indirect light.

Bañador de pared exterior empotrable, fabricado en acero inoxidable 316L cepillado o acero corten. Luz indirecta.

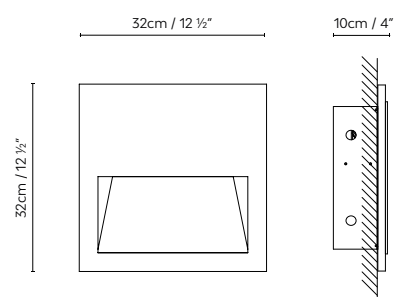
Orientierungsleuchte zum Einlassen in die Wand in Außenbereichen, gefertigt aus 316L-Edelstahl, mattiert oder Cortenstahl. Indirekte Beleuchtung.



LAP WR20



LAP WR30



● Corten steel ● Stainless steel 316L

710100	LAP WR20 LED CORTEN	LED 2 x 4,5W 1092lm 250mA 3000K CRI≥90 230V
710101	LAP WR20 LED INOX	
710130	LAP WR30 LED CORTEN	LED 2 x 4,5W 1092lm 250mA 3000K CRI≥90 230V
710131	LAP WR30 LED INOX	



B.lux

Noray

by
Josep Lluís Xuclà

**Outdoor
lighting**

Outdoor beacon lamp made from corten steel or 316L brushed stainless steel. Glass shade.

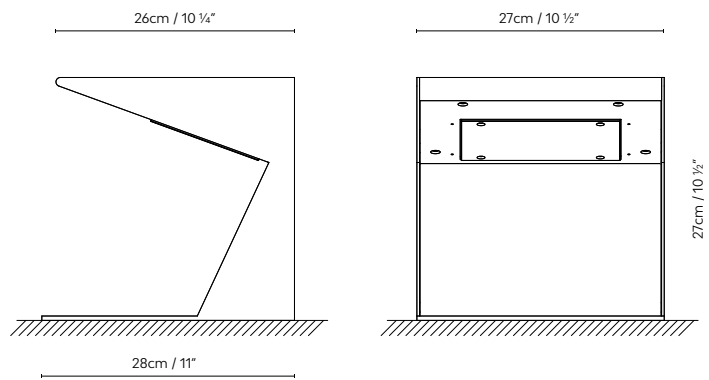
Baliza de exterior fabricada en acero corten o acero inoxidable 316L cepillado. Difusor de cristal.

Orientierungsleuchte für Außenbereiche, gefertigt aus Cortenstahl oder 316L-Edelstahl, mattiert. Glasdiffusor.





NORAY



● Corten steel ● Stainless steel 316L

709210
709211

NORAY LED CORTEN
NORAY LED INOX

LED 2 x 4,5W 1092lm 250mA 3000K CRI≥90 230V



Speers Outdoor

by
David Abad

**Outdoor
lighting**

Outdoor lighting system consisting of one or more LED light sources with a solid black or white matte finish that can be installed with different accessories to yield various applications. F Accessory can be used to create a portable floor lamp with a 2.5-metre cable. This accessory also features a cylindrical concrete base and a matte black metal bar where up to three heads can be installed. Speers Outdoor can also be installed as a ceiling (C Accessory), wall (W Accessory), and angled wall (Angle Accessory) lamp thanks to the matte black metal bars that measure 120 and 150 cm long. These accessories can be combined to create custom layouts in any outdoor area.

Sistema de iluminación exterior formado por una o varias cabezas lumínicas LED (Light Source), de acabado monocolor blanco o negro mate, que se pueden instalar con diferentes accesorios para obtener diferentes aplicaciones. F Accessory permite la creación de una luminaria de pie portátil, de 2,5 metros de cable. Este accesorio está compuesto, además, por una base cilíndrica de hormigón y una barra metálica en acabado negro mate, en la que se pueden instalar hasta tres cabezas lumínicas. Speers Outdoor también permite su instalación como luminaria de techo (C Accessory), de pared (W Accessory), y de aplique angular (Angle Accessory), gracias a las barras metálicas en acabado negro mate de 120 y 150 cm. Su combinación permite realizar composiciones a medida de cualquier espacio exterior.

Beleuchtungssystem für den Außenbereich, bestehend aus einem oder mehreren LED-Leuchtköpfen (Light Source) in einfarbiger mattweißer oder mattschwarzer Ausführung, die mit verschiedenem Zubehör installiert werden können, um verschiedene Anwendungen zu erhalten. F Accessory erlaubt die Schaffung einer Leuchte mit tragbarem Fuß mit einem Kabel mit einer Länge von 2,5 Metern. Dieses Accessoire besteht zudem aus einem zylindrischem Betonfuß und einer Metallstange in mattschwarzer Ausführung, an der drei Leuchtköpfe montiert werden können. Speers Outdoor kann dank der Metallstäbe in mattschwarzer Ausführung von 120 und 150 cm Länge auch als Deckenleuchte (C Accessory), als Wandleuchte (W Accessory) und als Winkelwandleuchte (Angle Accessory) installiert werden. Ihre Kombination ermöglicht es, individuelle Kompositionen für jeden Außenbereich zu erstellen.

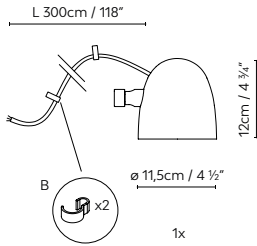


Speers Outdoor

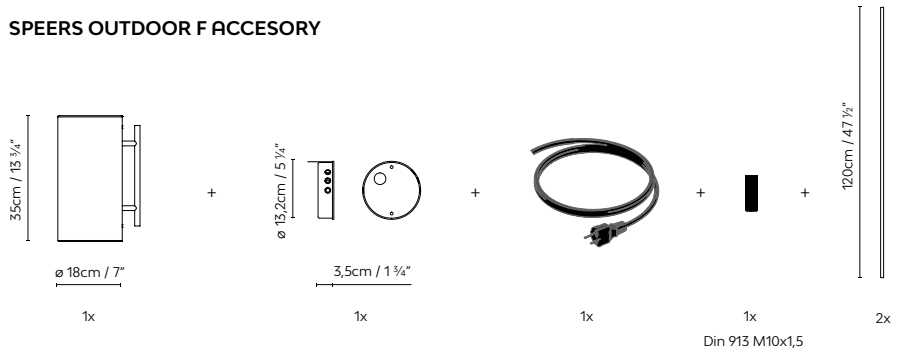




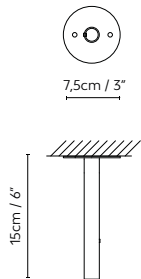
SPEERS OUTDOOR LIGHT SOURCE



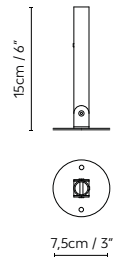
SPEERS OUTDOOR F ACCESSORY



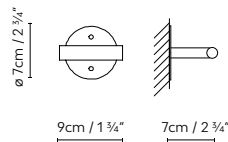
SPEERS OUTDOOR C ACCESSORY



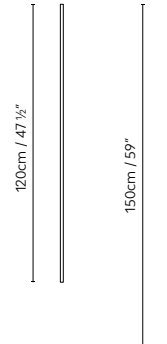
SPEERS OUTDOOR ANGLE ACCESSORY (2X)



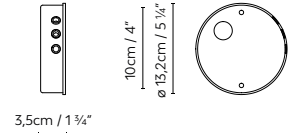
SPEERS OUTDOOR W ACCESSORY



SPEERS OUTDOOR STEM ACCESSORY 120/150



SPEERS OUTDOOR CONNECTION BOX



● Black (matte) ○ White (matte)

753000 **SPEERS OUTDOOR LIGHT SOURCE BLACK** LED 7W 520lm
 753001 **SPEERS OUTDOOR LIGHT SOURCE WHITE** 2700K CRI≥90 230V

753200 **SPEERS OUTDOOR F ACCESSORY**
 753110 **SPEERS OUTDOOR W ACCESSORY**
 753130 **SPEERS OUTDOOR ANGLE ACCESSORY**
 753400 **SPEERS OUTDOOR C ACCESSORY**
 753900 **SPEERS OUTDOOR CONNECTION BOX**
 753920 **SPEERS OUTDOOR STEM ACCESSORY 120**
 753930 **SPEERS OUTDOOR STEM ACCESSORY 150**



B.lux

Speers Outdoor W1 / Bollard

by
David Abad

Outdoor
lighting

Outdoor LED lamps available for wall (Speers Outdoor W1) or bollard (Speers Outdoor Bollard). The wall lamp gives adjustable direct light and is sold in solid matte white and matte black. The bollard model is made in metal with a matte black finish. Both the wall and bollard models are equipped with a LED light source with a glass lens that focuses the light and enhances its luminous efficiency.

Luminarias LED de exterior, disponibles en función de pared (Speers Outdoor W1) y baliza (Speers Outdoor Bollard). El aplique ofrece una luz directa orientable, y se comercializa en acabados monocolor blanco mate y negro mate. La baliza está fabricada en metal con acabado negro mate. Tanto la versión de pared como la baliza están equipadas con una fuente de luz LED, que incluye una lente de vidrio que concentra la luz y aporta un mayor rendimiento lumínico.

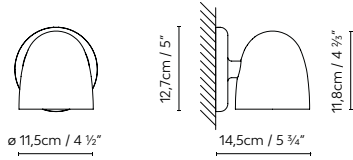
LED-Leuchten für den Außenbereich, verfügbar für Wände (Speers Outdoor W1) und als Poller (Speers Outdoor Bollard). Die Wandleuchte bietet ein direktes verstellbares Licht und wird mit einem einfarbigen mattweißen oder mattschwarzen Finish angeboten. Der Poller ist aus Metall hergestellt und weist ein mattschwarzes, strukturiertes Finish auf. Sowohl die Wandleuchte als auch der Poller sind mit einer LED-Leuchte ausgestattet, die eine Glaslinse umfasst, die das Licht konzentriert und eine höhere Leuchtkraft ermöglicht.




Speers Outdoor W1 / Bollard



SPEERS OUTDOOR W1



SPEERS OUTDOOR BOLLARD



● Black (matte) ○ White (matte)

753122
753121

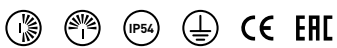
SPEERS OUTDOOR W1 BLACK
SPEERS OUTDOOR W1 WHITE

LED 7W 520lm 2700K CRI≥90 230V

753212
753211

SPEERS OUTDOOR BOLLARD BLACK
SPEERS OUTDOOR BOLLARD WHITE

LED 7W 520lm 2700K CRI≥90 230V



B.lux

Tube

by
Josep Lluís Xuclà

**Outdoor
lighting**

Outdoor beacon lamp with a rotating LED head. Finishes: satin khaki and corten steel. Choose from one or two heads. As an accessory, it offers a spike for installation in gardens. Two heights available.

Baliza de exterior con cabeza lumínica LED giratoria. Acabados: caqui satinado o corten. Posibilidad de una o dos cabezas lumínicas. Como accesorio, ofrece una piqueta para su instalación en jardines. Disponible en dos alturas.

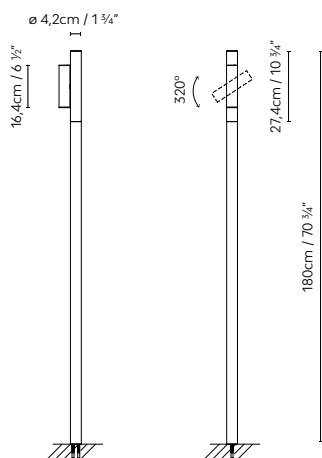
Orientierungsleuchte für Außenbereiche mit drehbarem LED-Leuchtenkopf. Ausführungen: Khaki satiniert, Weiß satiniert und Cortenstahl. Verfügbar mit einem oder zwei Leuchtenköpfen. Als Zubehör gibt es einen Pflock für das Aufstellen im Garten. In zwei Höhen verfügbar.



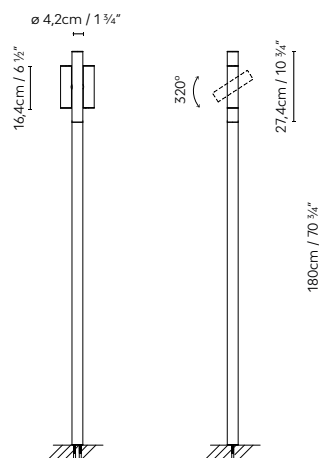
Tube



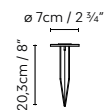
TUBE 180-1L



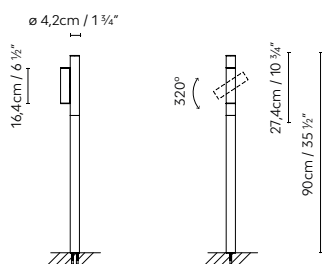
TUBE 180-2L



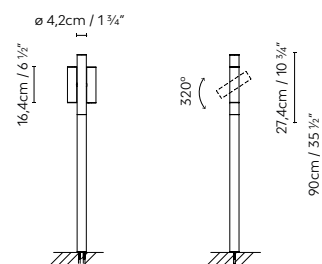
SPIKE



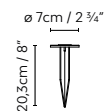
TUBE 90-1L



TUBE 90-2L



SPIKE



● Kakhi (satin) ● Corten

744230	TUBE 180-1L KAKHI	LED 4,5W 546lm 250mA 3000K CRI≥90 230V
744232	TUBE 180-1L CORTEN	
744240	TUBE 180- 2L KAKHI	LED 2 x 4,5W 1092lm 250mA 3000K CRI≥90 230V
744242	TUBE 180-2L CORTEN	
744200	TUBE 90-1L KAKHI	LED 4,5W 546lm 250mA 3000K CRI≥90 230V
744202	TUBE 90-1L CORTEN	
744220	TUBE 90-2L KAKHI	LED 2 x 4,5W 1092lm 250mA 3000K CRI≥90 230V
744222	TUBE 90-2L CORTEN	
744900	TUBE SPIKE KAKHI	
744902	TUBE SPIKE CORTEN	
744999	TUBE SET OF BOLT FIXTURE	

B.lux

Zen

**by Martínez
y Soler Arquitectos**

**Outdoor
lighting**

Collection of indirect-light beacon lamp for outdoor use made with a bollard (Zen) and a wall washer (Zen WR). Both are available with two finishes: a corten steel structure with a wooden reflector, or a 316L stainless steel structure combined with a black Markina marble reflector. LED light source.

Colección de luminarias de exterior de luz indirecta, compuesta por una baliza (Zen), y un bañador de pared (Zen WR). Ambas están disponibles en dos acabados: estructura de acero corten con reflector de madera natural, o estructura de acero inoxidable 316L combinado con reflector de mármol negro de Markina. Fuente de luz LED.

Kollektion aus Leuchten für den Außenbereich mit indirektem Licht, bestehend aus einem Poller (Zen) und einem Wandfluter (Zen WR). Beide sind in zwei Ausführungen verfügbar: Struktur aus Corten-Stahl mit einem Reflektor aus naturbelassenem Holz, oder Struktur aus Edelstahl 316L, kombiniert mit einem Reflektor aus schwarzem Markina-Marmor. LED-Lichtquelle.

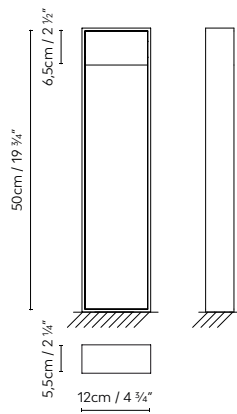


Zen

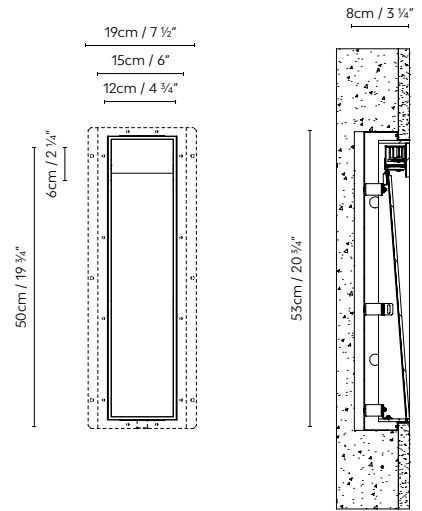




ZEN



ZEN WR



Corten steel / wood



Stainless steel 316L / Black Markina marble

746250
746251

ZEN CORTEN-WOOD
ZEN INOX-MARBLE

LED 4,5W 546lm 250mA 3000K CRI≥90 230V

746150
746151

ZEN WR CORTEN - WOOD
ZEN WR INOX - MARBLE

LED 4,5W 546lm 250mA 3000K CRI≥90 230V



CE ENEC

B.lux

Zenthin

by **Martínez
y Soler Arquitectos**

**Outdoor
lighting**

Outdoor LED lamps available as a floor lamp (1 and 2) or wall lamp (W). Made in corten aluminum, two of its sides are clad in plywood that has been treated for outdoor use. Zenthin has a fully embedded LED light source for a completely anti-glare lighting. Optional: painted finish without wood.

Luminarias LED de exterior, disponibles en función de pie (1 y 2) y aplique (W). Está fabricada en aluminio con acabado corten, y dos de sus caras están recubiertas con láminas de madera fenólica tratada para su uso en exterior. Zenthin porta una fuente de luz LED completamente integrada, lo que garantiza una ausencia total de deslumbramiento. Opcional: acabado pintado sin madera.

LED-Leuchten für den Außenbereich, verfügbar als Stehleuchte (1 und 2) und als Wandleuchte (W). Sie werden aus Aluminium mit einem Finish aus Corten-Stahl hergestellt, und zwei Seiten sind mit Phenolholz beschichtet, das für die Nutzung im Außenbereich behandelt wurde. Zenthin ist mit einer komplett eingebauten LED-Lichtquelle ausgestattet, die jede Blendung ausschließt. Optional: Finish, gestrichen ohne Holz.



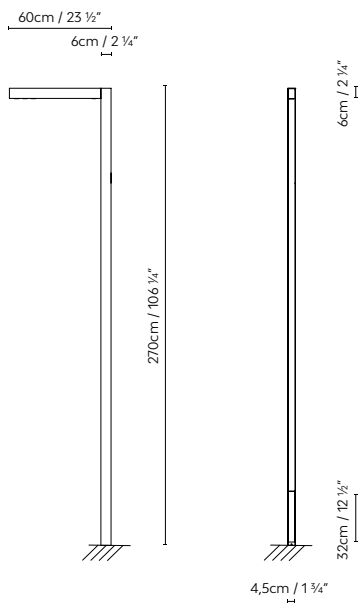


Zenthin

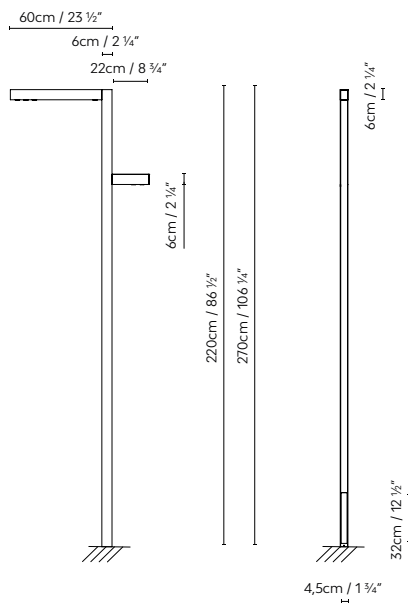




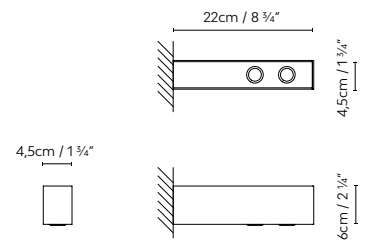
ZENTHIN 1



ZENTHIN 2



ZENTHIN W



 Corten / wood

759201	ZENTHIN 1	LED 4 x 6,4W 3040lm 3000K CRI≥90 230V
759202	ZENTHIN 2	LED 4 x 6,4W 3040lm 3000K CRI≥90 230V +LED 2 x 6,4W 1520lm 3000K CRI≥90 230V
759100	ZENTHIN W	LED 2 x 6,4W 1520lm 3000K CRI≥90 230V



B.lux

Topa

by
GC Studio

**Outdoor
lighting**


Monolithic outdoor lamp with an asymmetric stainless steel reflector to provide a light that blends in with the surroundings smoothly. It comes in two sizes (100 and 320). Topa 100 has a single source of light. Topa 320 comes with one (320-1) or two (320-2) sources of light, providing a complete lighting solution for different areas in the garden. Its characteristics guarantee a total lack of glare. Made from galvanized steel, Topa is available with two finishes: galvanized or painted with a corten-effect finish. On request, it can also be painted in other colors.

Luminaria LED para exterior de forma monolítica y reflector asimétrico de acero inoxidable, que proporciona una iluminación perfectamente integrada en el entorno. Se fabrica en dos tamaños (100 y 320). Topa 100 posee una única fuente de luz. Topa 320 se fabrica con una fuente de luz (320-1) o dos fuentes de luz (320-2), lo que le permite proporcionar una completa iluminación en distintas áreas ajardinadas. Sus características garantizan una ausencia total de deslumbramiento. Topa está fabricada en acero galvanizado y está disponible en dos acabados: galvanizado o pintado en corten. Bajo pedido, también se ofrece la posibilidad de pintarla en otros acabados.

Monolithförmige LED-Leuchte für den Außenbereich mit asymmetrischem Reflektor aus Edelstahl, der ein perfekt in die Umgebung eingebundenes Licht ausstrahlt. Sie wird in zwei Größen (100 und 320) hergestellt. Topa 100 besitzt eine einzige Lichtquelle. Topa 320 wird mit einer Lichtquelle (320-1) oder zwei Lichtquellen (320-2) hergestellt, wodurch die gesamte Beleuchtung an verschiedene Gartenbereiche angepasst werden kann. Seine Merkmale garantieren, dass jede Blendung ausgeschlossen ist. Topa ist aus galvanisiertem Stahl hergestellt und ist in zwei Ausführungen verfügbar: galvanisiert oder mit Corten gestrichen. Auf Bestellung besteht auch die Möglichkeit sie anders zu streichen.



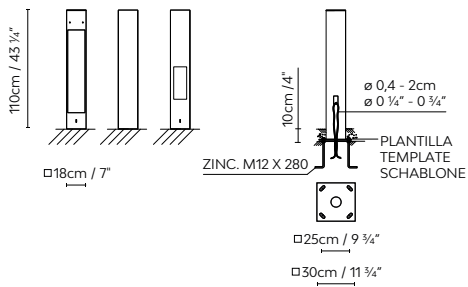
Topa



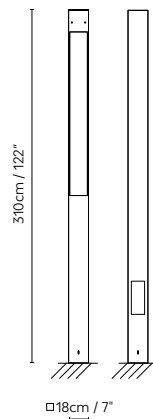
Height of lamp m	Base of concrete cube m	Height of concrete cube m
1,00	0,4 x 0,4	0,40
3,20	0,4 x 0,4	0,60



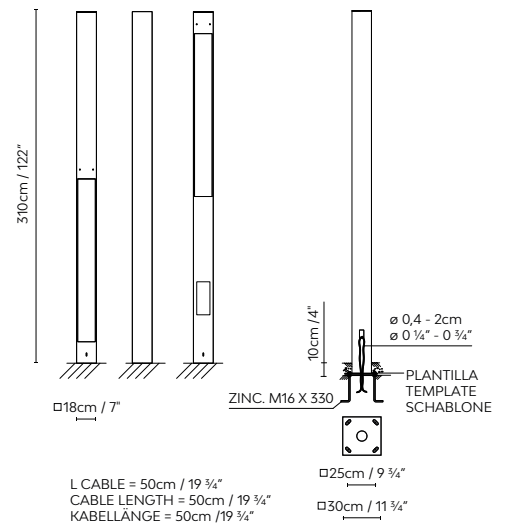
TOPA 100



TOPA 320-1



TOPA 320-2



● Galvanised ● Corten

678221	TOPA 100 LED GALVANISED	LED 32,1W 4480m 700mA 3000K CRI≥90 110-230V
678231	TOPA 100 LED CORTEN	
678910	TOPA 100: SET OF BOLT FIXTURES	
678211	TOPA 320-1 LED GALVANISED	LED 32,1W 4480m 700mA 3000K CRI≥90 110-230V
678241	TOPA 320-1 LED CORTEN	
678920	TOPA 320-1: SET OF BOLT FIXTURES	
678201	TOPA 320-2 LED GALVANISED	LED 2 X 32,1W 8960m 700mA 3000K CRI≥90 110-230V
678251	TOPA 320-2 LED CORTEN	
678920	TOPA 320-2: SET OF BOLT FIXTURES	



B.lux

Zenete

by **Martínez
y Soler Arquitectos**

**Outdoor
lighting**


Outdoor LED lamp made from galvanized steel and painted in a textured metallic matte grey, clad in ipe wooden panels on two sides. Also available with a corten-effect finish without wood. Available in two sizes: 300 or 400 cm tall. Both models comprise a column with one or two light arms, positioned at the same or different heights, depending on the model.

Luminaria LED de exterior fabricada en metal galvanizado y pintado en gris acabado metalizado mate texturado, recubierta en dos de sus caras por láminas de madera natural de ipe. También disponible en acabado pintado corten sin madera. Disponible en dos alturas: de 300 o 400 centímetros de altura. Ambas están compuestas por una columna y uno o dos brazos lumínicos, colocados a igual o diferentes alturas, según versiones.

LED-Leuchte für den Außenbereich, hergestellt aus galvanisiertem Metall und gestrichen in grau metallic, matt mit Strukturierung, auf zwei Seiten mit naturbelassenem Holz des afrikanischen Pflaumenbaums beschichtet. Auch verfügbar mit einem Finish mit gestrichenem Corten-Stahl ohne Holz. Verfügbar in zwei Größen: 300 oder 400 Zentimeter hoch. Beide setzen sich aus einem Pfeiler und ein oder zwei Leuchtarmen zusammen, die auf gleichen oder unterschiedlichen Höhen, je nach Version angebracht sind.




Zenete

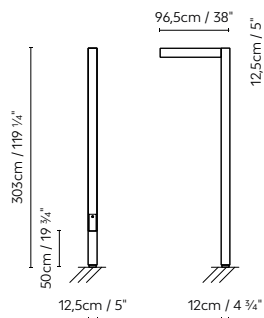


Height of lamp m	Base of concrete cube m	Height of concrete cube m
3,00	0,4 x 0,4	0,60
4,00	0,5 x 0,5	0,80

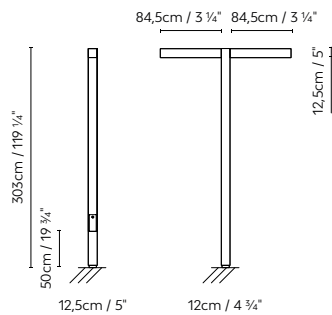
Three light distribution available for ZENETE LED: wide, street, wide + street



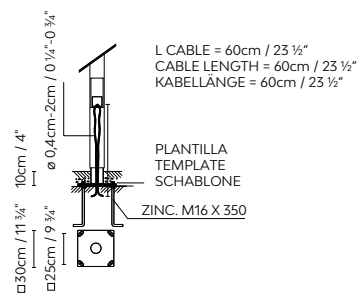
ZENETE 300-1



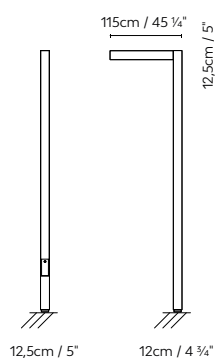
ZENETE 300-2



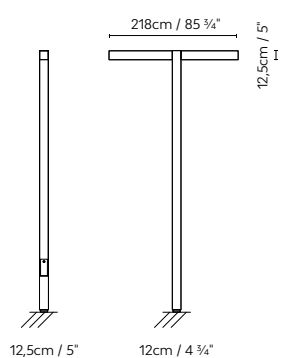
ZENETE 300/400



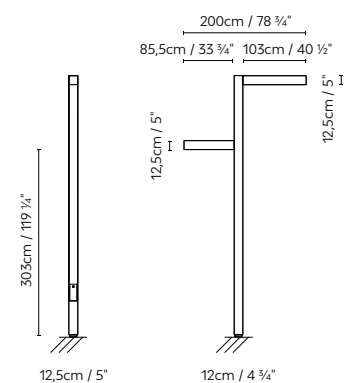
ZENETE 400-1



ZENETE 400-2



ZENETE 400-3



● Grey (matte) / Ipe wood ● Corten

682212L	ZENETE 300-1 LED GREY - WOOD	LED 23,6W 3300lm 700mA 3000K CRI≥90 110-230V
682212LC	ZENETE 300-1 LED CORTEN	
678920	ZENETE 300-1 : SET OF BOLT FIXTURES	
682213L	ZENETE 300-2 LED GREY - WOOD	LED 2 x 23,6W 6600lm 700mA 3000K CRI≥90 110-230V
682213LC	ZENETE 300-2 LED CORTEN	
678920	ZENETE 300-2 : SET OF BOLT FIXTURES	
682203L1	ZENETE 400-1 LED1 GREY - WOOD	LED 23,6W 3300lm 700mA 3000K CRI≥90 110-230V
682203L1C	ZENETE 400-1 LED1 CORTEN	
682203L2	ZENETE 400-1 LED2 GREY - WOOD	LED 2 x 23,6W 6600lm 700mA 3000K CRI≥90 110-230V
682203L2C	ZENETE 400-1 LED2 CORTEN	
678920	ZENETE 400-1 : SET OF BOLT FIXTURES	
682204L1	ZENETE 400-2 LED1 GREY - WOOD	LED 2 x 23,6W 6600lm 700mA 3000K CRI≥90 110-230V
682204L1C	ZENETE 400-2 LED1 CORTEN	
682204L2	ZENETE 400-2 LED2 GREY - WOOD	LED 4 x 23,6W 13200lm 700mA 3000K CRI≥90 110-230V
682204L2C	ZENETE 400-2 LED2 CORTEN	
678920	ZENETE 400-2 : SET OF BOLT FIXTURES	
682205L1	ZENETE 400-3 LED1 GREY - WOOD	LED 23,6W 3300lm 700mA 3000K CRI≥90 110-230V
682205L1C	ZENETE 400-3 LED1 CORTEN	+ LED 23,6W 3300lm 700mA 3000K CRI≥90 110-230V
682205L2	ZENETE 400-3 LED2 GREY - WOOD	LED 23,6W 3300lm 700mA 3000K CRI≥90 110-230V
682205L2C	ZENETE 400-3 LED2 CORTEN	+ LED 2 x 23,6W 6600lm 700mA 3000K CRI≥90 110-230V
678920	ZENETE 400-3 : SET OF BOLT FIXTURES	

B.lux





Iconography



Suspension lamp
Luminaria de suspensión
Hängeleuchte



Floor lamp
Luminaria de pie
Stehleuchte



Table lamp
Luminaria de mesa
Tischleuchte



Wall lamp
Luminaria de pared
Wandleuchte



Ceiling lamp
Luminaria de techo
Deckenleuchte



Lighting systems
Sistemas de iluminación
Beleuchtungssysteme



Degree of protection 20



Degree of protection 44



Degree of protection 54



Degree of protection 55



Degree of protection 65



Programme for the Endorsement
of Forest Certification



Class I



Class II



Class III



European norm



EAC certification



ENEC certification



N certification



Dimmer



Bluetooth

REQUEST



REQUEST

CASAMBI B.lux powered by Casambi App

The Casambi app works as one of the user interfaces in a Casambi lighting control solution, as the commissioning tool and as well as a remote gateway. The Casambi app works with iOS as well as Android devices, like smartphones, tablets and smartwatches. The app is free to download by any end-user.

The Casambi app is made by user interface experts and in a way, that anyone – regardless of technical proficiency – can use it. The Casambi lighting control technology gives a possibility for Casambi's partners to implement and develop anything needed for a full-featured lighting control system, but the Casambi app only shows in the user interface the functionality that is relevant to that particular installation. Therefore, the Casambi app is equally well suitable for the professional lighting market as well as the residential field.

ENERGY EFFICIENCY

LED 3/3,2/4/4,5/5/5,2/6/6,3/7/7,35/8/9/9,3/9,5W	A++	Fluo. 24W (G5)	A++
LED 12,4/12,6/13,1/16/17/17,5/18/18,6/19,5/21/22W	A++	Fluo. 14/21/28/39W (G5)	A+
LED 26,2/26,25/28/44,6W	A++	Fluo. 30W (E27)	A+
LED 8/9/10/13/15/G125 2W (E27)	A++	Fluo. 26/55W (2G11)	A+
LED 4/6W (G9)	A++	Fluo. 9W (2G7)	A+
LED 5W (GU10) 230V	A++	Fluo. 11/16/18/20/23/24/26W (E27)	A
LED 2,1/2,6/4/6,2/6,8/8/9/9,6W	A+	Fluo. 18W (2G10)	A
LED 10,5/11,4/12/13,4/15,7/16/21/26,2/41/79,8W	A+	Fluo. 18/24/36/80W (2G11)	A
LED 12/13/14W (E27)	A+	Fluo. 35/39/49/80W (G5)	A
LED (GU10)	A+	Fluo. 10/13W (G24 q-1)	A
LED PAR16 5W (GU10)	A+	Fluo. 18W (GX24 q-2)	A
LED 2,2/2,5/3,1/4/6/6,4/7,8/8/8,7/17,6/24,8/29,9W	A	Fluo. 13W ø7mm (w4,3)	A
LED 16W (E27)	A	Fluo. comp. 9W (GX53)	A
LED 2,5W (G9)	A		
LED 4/6W (E14)	A		

B.LUX S.A.

Pol. Ind. Okamika, pab. 1
Gizaburuaga (Bizkaia) SPAIN
T.(+34) 94 682 72 72
F.(+34) 94 682 49 02
info@grupoblux.com
www.grupoblux.com



DEPÓSITO LEGAL

B.lux S.A. reserves the right to make any modifications and remove products and their technical characteristics without prior notice.

B.lux S.A. se reserva el derecho de efectuar cualquier modificación y anulación de los productos y sus características técnicas, sin previo aviso.

B.lux S.A. behalte sich das Recht vor, Produkte bzw. Deren technische Eigenschaften ohne vorherige Ankündigung abzuändern oder zu streichen.

B.lux

B.lux