
3
DELTALIGHT®
THE ANNIVERSARY EDITION

DELTALIGHT®



# WELCOME TO

# OUR WORLD.


DELTALIGHT

DELTALIGHT®



**‘We make light,**
that makes you see.
Light that makes you look.
Light that animates the world,
around you.’

Paul Ameloot

We develop lighting solutions that enhance people's life, and therefore people's quality of life. We bring our experience in light to the service of architects, interior and lighting designers, realizing what is in their mind, creating a lighting scenography integrated in the architecture. Using the right light in the right way to make architectural concepts stand out.

Founded by designer **Paul Ameloot**, today the company is still owned and managed by the family. As **a family business** we love to share our passion, creativity and dedication. Our aim is to inspire people all around the world. As a family we have a personal stake in making your project successful.

We strive to be the best in all we do.

Building on extensive product development, manufacturing and design expertise since 1989, we look very ambitious but confident towards **the future**.

We continuously invest in people, in new markets, in production techniques and in our infrastructure – aiming to further upgrade our service abilities, expand our R&D department, testing and laboratories facilities, increase warehouse automation and extend the House of Light training center.

At Delta Light we realize that our business activities are associated with responsibility for ecological awareness, health and sustainability, and handle these issues as a priority. Over the past few years Delta Light has been working to minimize the environmental impacts of its products and manufacturing processes, aiming to further increase the energy efficiency of the company.

# ANNIVERSA

# ARY EDITION 30

**2019** is the year we celebrate **30 YEARS** of Delta Light. 30 years of striving for product and service excellence. A 30 year young family business, grown from a local Belgian manufacturer to become a global business, providing architectural lighting solutions for small and large projects.

**PAUL AMELOOT**
Entrepreneur_Visionair_Designer

Paul opened Stereo House in June 1974.
Selling and leasing hifi, tv, video material and disco bars, quickly adding lighting equipment for discotheques and thus learned the lighting business. As if it wasn't enough he started Delta Matrix (now Bematrix), an innovative concept in the world of adaptable stand building solutions. He wanted to grow even more and sold Stereo House to one of his employees to focus on Delta Light.

In 1989 his young man's dream was lit and Delta Light was born. Designing and manufacturing architectural lighting for the hospitality and residential markets.

Being strong locally turned into going global, immediately participating in international fairs. Between 1991 and 2015 the company surface grew from 500 m² to 48.000 m². The staff grew from 10 to 450 and we entered retail, public, office and showroom markets. Currently being active on all continents, but still the local roots remained essential!

*"I started designing and developing all products myself and even though we have 35 engineers doing this today, I still keep contributing my vision and ideas. Because once a player, hard to become a fan, sitting on the bench and watching the game. My dream really came true, not to forget, together with my wife Katrien. Our sons, Peter and Jan, continue to make that dream grow."*

What started as a young man's dream, keeps on evolving and growing. What is behind this continuous drive? Some might say 'healthy common sense', others call it 'pursuing endurance to make dreams come true'. We call it Delta Light!

Pure Lighting Pleasure.


Paul Ameloot

#WEARED

ELTALIGHT





**An essential tribute in Delta Light's creative process is the extensive in-house design, development, testing, engineering and manufacturing of all products.**
**This enables the company to realize its short idea-to-market philosophy, resulting in extensive new collections on a very regular basis.**



# DEVELOPME

The lighting industry is constantly changing and evolving. We consider this both to be a challenge and an opportunity. It fascinates us to keep on bringing **new designs and lighting solutions**. You could consider it a passion to surprise and inspire people around the world. We start from our own in-house design team, but also love to explore common grounds with architects and designers, coming from different industries, exceeding the essence of collaboration.

Delta Light's extensive R&D team is constantly on the look-out for the trends of the future, both in terms of design and use of materials, without losing sight for **the power of imagination**. Its creative statement is confirmed by the opinion of several expert panels, resulting in a number of prestigious awards such as IF Design Award, Good Design Award, Red Dot Design Award and many others.





An important feature in Delta Light's creative process is the use of **state of the art development techniques**. The intensive use of 3D printing, early stage FMEA (Failure Mode and Effect analysis), goniophotometry and in-house third party recognized lab (SMT / CTF / satellite data acceptance) result in a fast, efficient and first time right development process. As such, an essential attribute in the company's short idea-to-market philosophy.

Throughout the entire production process Delta Light distinguishes itself by handling the **strictest quality parameters**, to ensure products and services are designed and produced to exceed customer requirements. Every step in the production process has a routine quality procedure, covering both product quality and testing. Each product that leaves Delta Light, has been inspected and tested thoroughly, resulting in minimal returns and maximum efficiency.

**Product quality and safety testing** according to the international IEC standards is done in our company owned accredited Delta Light Laboratory. The close cooperation with our certifying partner SGS-CEBEC® leads to CE, ENEC and CB certifications for European and IEC member countries (http://members.iecee.org/). The laboratory also covers the testing of products for the North American market by being certified as a level 4 satellite laboratory for INTERTEK®. This allows us to easily obtain the cETLus listing for our products.





# NT & DESIGN













We are focused on the details. The looks, how a fixture moves, how it can be specified and installed, the ease of enjoying the light and so much more. With a surprising visual simplicity, our products are the result of extensive research and testing, fusing advanced technology with timeless design and sustainable materials.

Delta Light plays a leading role in implementing new technology, designing and manufacturing its own LED lamps, developing innovative LED products and tailor-made solutions, enabling designers and users alike to optimally exploit the previously unimagined possibilities in lighting.

# SMART DESIGN

Delta Light's team of engineers and optic experts is on a continuous quest to match the company's credo for design with energy-efficiency and optimal quality of light. Through extensive inhouse testing, advanced product development knowledge and continuous optimization of materials used, Delta Light is able to provide architectural lighting which excels in optical performance, durability and efficiency.





DESIGN BY **OMA** FOR **DELTA LIGHT®**



The collection enables designers to create different lighting scenes, from accentuation to ambient, wall washing, orientation or open area lighting, selecting from an extensive range of beams, filters, lenses and other accessories.



# OPTICS & TECHNOLOGY

In this new catalogue Delta Light takes its new developments next level. Enjoy brand-new dynamic beam shaping lenses, enabling you to control your illumination beam and create scenes from your mobile device. The offer of magnetic lighting solutions is extended, and upgraded with presence and daylight detection sensors, allowing you to control the luminaires without extra manual action needed.





DESIGN BY **DEAN SKIRA** FOR **DELTA LIGHT®**



PURE LIGHTIN

NG PLEASURE






AAPROG ARCHITECTEN

# GLOBAL

**Since our foundation in 1989 we have developed from a small Belgian company to become a global business, offering lighting solutions and services in 120 countries worldwide.**


MALLOL ARQUITECTOS / LED LIFE PANAMA


STARBUCKS PREMIUM RESERVE ROASTERY / GENSLER / NITEO LIGHTING



ARIASRECALDE ARCHITECTURAL WORKSHOP / BIG ARCHITECTURAL LIGHTING



BATCH ESPRESSO SYDNEY

In addition to the Belgian headquarters we have Delta Light branch offices and partners on all continents and most important design capitals, from Miami to Bogota, from Amsterdam to Dubai, from Saint-Petersburg to Hong Kong, from New York to Milan, Toronto,... and many more. Our main goal is to support the international projects personally and locally.

Delta Light has catered for some of the world's most well-known brands and architects, providing sophisticated and value adding lighting solutions. Ranging from retail to residential, office, public, showrooms to hospitality and landscape projects, small to very large scale, Delta Light has the product range, experience and knowledge to meet the functional and aesthetic needs of your projects.

Each project requires a customized approach, as such Delta Light distinguishes itself with an exceptional package of services and design tools. The global team works with all stakeholders involved to get the best possible result.



KIKA BRAZ ARCHITECTS & URBAN PLANNERS / RAMA MENDELSOHN

Starting with lighting support all the way down to the installation process and project follow-up. Be it for technical or application questions, performance and energy saving studies, custom designs and made-to-measure solutions, rendering or graphics, or any other lighting support needs... Delta Light provides a one-stop-shopping solution for your projects.



CASTEL MIMI / TRANTI DESIGN



**LASS-OH!**
The new Lass-Oh! family offers you a variety of elegant, flexible and extremely slim suspensions. Linear to square and rectangular shapes - combined with miniature led clusters meticulously hidden inside the black or gold round profile - Lass-Oh! allows you to add artistic individuality to any type of space. Upgrade its minimalistic appearance with decorative shades, suited for residential to office, retail or other commercial environments.



**SHAPE / MATERIAL**
With this new Lighting Bible Delta Light continues its quest for surprising yet timeless new shapes, colours and materials. Play with different shades of coloured glass, bold textures or dynamic new shapes like the Breess wall fixture.

DESIGN BY **LUC RAMAEL** FOR **DELTA LIGHT®**

# THINGS TO SEE



**NEW OPTICS**
Apart from the focus on higher efficiency and better performance, another point of attention in the evolution in LED and optics is better user comfort, with more precise optics and better light control. As lighting impacts the daily wellbeing of the end-user, we are striving to make sure our luminaires offer the best user comfort possible, this is clearly visible in our new iMax II and Dot.Com range, with a reduced glare as result. Next to that, we also focus on clean beam angles and high efficiency, for example in our new tracklights Spy 66 and Fragma. Where Spy 66 makes use of interchangeable lenses to control the light, Fragma uses microlens optics to alter the beam angle.



**SHIFTLINE M26 L MATRIX**
The Shiftline M26 L Matrix system is Delta Light's answer for maximum flexibility. This magnetic connection system enables you to create a network of lines, complex or refined, creating a structure of light within your space. The wide range of directional spots to linear lighting, all magnetic, brings you endless possibilities to meet the needs of your project, from ambient to rhythmical, industrial to sophisticated.
















**COLOUR & FINISHES**
Delta Light presents new colours and new finishes. Our new colours Delta Light Flemish Bronze (FBR) and Delta Light Flemish Gold (FG) fit perfectly with the minimal style and glam trend. These colours can dress up a room, keeping it minimalistic, yet eclectic. Our new metallic Gold Colour (GC) and Black Bronze (BBR) recall the glamour of the 50's and characterize objects with their warm tactile metal surfaces and merge perfectly with wood and natural materials. The new Black Pure (BP) finishing accentuates the space with a rough and industrial detail, adding eccentricity to an otherwise conventional interior. All new colours and finishes are available on a range of existing and new products.

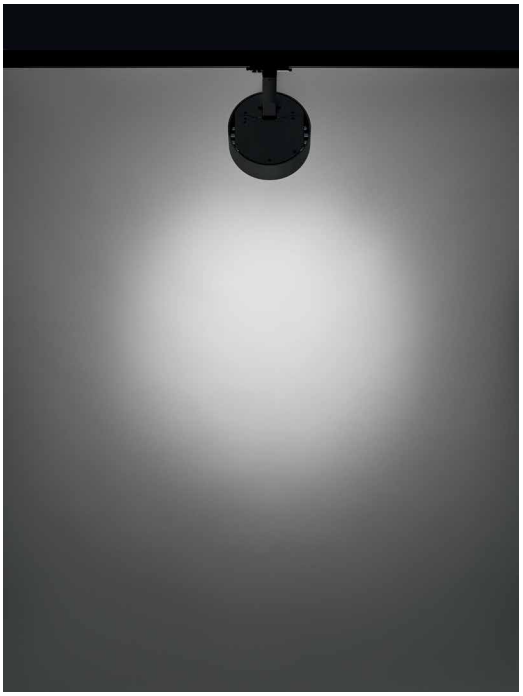

**FRAGMA**
The Fragma is a brand-new and the ultimate all-round spotlight, suited for high-demanding commercial environments. Fragma combines essential requirements of visual comfort with optimal performance ratios, thanks to Delta Light's unique Led Caset® technology. It comes with extensive options to individualize the light according to specific project needs, from sharp edged projection beams to contoured spotlight, wide beams and more.

**D-LINER SYSTEM CEILINGS**
Every year, regulations on building and renovation get stricter in terms of energy-efficiency, eco-friendliness and sustainability. Apart from lighting, this also impacts cooling and heating, ventilation, acoustics,… As a consequence trends and challenges arise to combine lighting with ventilation, acoustics and technical or smart ceiling solutions.
Two examples of high-end technical ceilings are the SAPP ceiling of Interalu and HeartFelt ceiling of Hunter-Douglas. Lighting solutions for this kind of ceilings are limited and mainly result in linear lighting. With D-Liner, Delta Light offers fixed lengths and made-to-measure solutions for these two ceiling types, custom-made brackets for other system ceilings are possible on request.







**MINIATURIZATION**
In recent years Delta Light perfected its process of miniaturization. Combining new technology with ultra-precise manufacturing techniques enables us to present you a multitude of minimalistic lighting solutions. From luminaires like the Dot.Com and Microgrid ranges, to made-to-measure profiles like the Tagline and Finto profiles… ultra-minimalistic yet powerful lighting tools that integrate seamlessly with architecture.

# THINGS TO SEE



**MAGNETIC CURVES**
The magnetic made-to-measure profiles Shiftline and Splitline are going next level, adding curved corners to its already extensive range of options and sizes. Either 135° or 90°, recessed or surface mounted, the new versions allow you to go from linear to smooth rounded corners to meet curvature shapes of modern architecture.



**WASH-IT**
Wallwashing remains a key lighting technique to open up a space, enhance textured walls or draw attention to artwork. Delta Light offers you multiple wallwash solutions, recessed to surface mounted, interior and exterior, via spots, uplighters or made-to-measure profiles… all guaranteeing smooth vertical wall illumination.



**MAGNETIZE**
It started with the Splitline, and we extended it to our Shiftline and Hole in One. In this new Lighting Bible we continue our magnetic designs, offering you ultimate flexibility in both made-to-measure profiles as spot lighting. The toolfree magnetic fixation guarantees ultimate installation and user experience, allowing you to move and position the spots anywhere inside its magnetic casing.

# THINGS TO SEE



**REFLECTIONS**
Looking to complete our portfolio of technical architectural lighting, we challenged our design and engineering team to come up with a set of more decorative and expressive shapes. The result is Reflections, a series of new adventures in luminaire design. A mission to improve the relationships between architecture, interiors, its users and visitors. A poetic expression of craftsmanship, light, technology, texture, shape and mood.













**SMOOTH MOVEMENT**
More than design and materiality of our collections, we focus to upgrade the flexibility and movement, aiming to offer you more illumination options. The Vizir joint is the perfect example, combining ultimate suppleness with a sophisticated finish.

**5 YEAR WARRANTY**
At Delta Light we have full confidence in the quality of our product. All our products are designed and manufactured according to the highest standards, using nothing but the best parts and technology. As a proof of our commitment we offer a 5 year LED warranty, starting as from the date of delivery of the product to the authorized distributor of Delta Light NV. Read about the details and conditions on the Delta Light website.

5 YEAR WARRANTY

**NEW TECHNOLOGY**
The range of power supplies offered by Delta Light has been upgraded. In this new Lighting Bible we offer Constant Current Reduction (CCR) dimmable power supplies, which have several advantages. First of all these type of power supplies reduce the risk related to flickering. Secondly, the dimming principle used is the same as for the Soft Dim luminaires used throughout the Delta Light range, resulting in an extended choice of suitable power supplies for our Soft Dim luminaires.
As an extra, we can now offer 1-10V dimming solutions next to Mains and Dali dimming and the possibility of controlling several Soft Dim luminaires with only 1 power supply.
Finally, to strengthen our wireless controllable range, we now offer two power supplies with integrated CTRL Delta.

CTRL DELTA IN

DELTALIGHT®



ENJOY.



INTRO 1-32

INTERIOR

CEILING RECESSED INT 3-227

CEILING SURFACE INT 228-491

WALL RECESSED INT 492-511

WALL SURFACE INT 512-577

STAND ALONE INT 578-587

TRACK LIGHTING INT 588-647

PROFILES PRO 648-883

EXTERIOR

CEILING RECESSED EXT 884-899

CEILING SURFACE EXT 900-919

WALL RECESSED EXT 920-933

WALL SURFACE EXT 934-993

FLOOR RECESSED EXT 994-1021

FLOOR SURFACE EXT 1022-1087

TECHNICAL INFO TEC 2-36

INDEX INDEX 1-32

# INTERIOR
# LIGHTING

This Lighting Bible® catalogue offers a vast range of interior lighting solutions, ranging from ceiling, to wall and floor applications, both recessed and surface mounted.

**www.deltalight.com/products/overview**





HUBERTY BREYNE GALLERY

# CEILING
# RECESSED

Delta Light offers an extensive range of ceiling recessed solutions for a wide variety of ceiling conditions. Be it for general lighting, wallwash or accent lighting, all recessed luminaires are designed to combine the light source with the best optics, reflectors and lenses.
The result of which is quality of light and energy efficiency.
As so, Delta Light helps you to apply the best lighting solutions for the intended purpose of the space.

**www.deltalight.com/ICR**

To discover more, or download technical files of your preferred product, just add the product reference (without colour) or name to the deltalight.com url.
E.g. www.deltalight.com/41431811922 or www.deltalight.com/spy-trimless



# INDEX



NEW
**iMAX II R**
INT 15


NEW
**GYN D**
INT 43


**REO OK**
INT 53


**DIRO**
INT 69


NEW
**DEEP RINGO RIBS**
INT 89


**YOU-TURN**
INT 113


NEW
**iMAX II S**
INT 17


**GYN**
INT 43


**REO 2 S OK**
INT 55


**DIRO GT**
INT 73


**DEEP RINGO**
INT 93


NEW
**MICROSPY**
INT 123


**SNEAK-R**
INT 25


**MICRO REO**
INT 49


**GRAND REO**
INT 57


**DIRO SBL**
INT 73


**DEEP RINGO S**
INT 95


**MINISPY**
INT 125


**TWEETER M**
INT 29


**MINI REO**
INT 51


**GRAND REO OK**
INT 57


**C-MAX**
INT 83


**RINGO**
INT 97


**MIDISPY**
INT 127


**TWEETER**
INT 31


NEW
**REO RIBS**
INT 51


**GRAND REO XL**
INT 59


**MICRO DEEP RINGO**
INT 87


**CIRCLE**
INT 99


**SPY**
INT 131


**OREO**
INT 39


**REO**
INT 53


**MINI DIRO**
INT 69


**MINI DEEP RINGO**
INT 87


**TWENTY-7**
INT 109


**SPLITBOX**
INT 139

NEW



**HOLE IN ONE**
INT 145



**CARREE II**
INT 171



**SUPERNOVA XS**
INT 211

NEW



**DOT.COM S**
INT 155



**CARREE GT**
INT 173



**SUPERNOVA**
INT 214

NEW



**DOT.COM M**
INT 157

NEW



**MICROGRID IN**
INT 181



**SUPERDOME**
INT 225

NEW



**DOT.COM L**
INT 159



**MINIGRID IN**
INT 189

NEW



**DOT.COM WALLWASH**
INT 161



**GRID IN**
INT 195



**CARREE**
INT 167



**SUPER-OH!**
INT 205


| | |
|---|---|
| CARREE | INT 167 |
| CARREE GT | INT 173 |
| CIRCLE | INT 99 |
| C-MAX | INT 83 |
| DEEP RINGO | INT 93 |
| DEEP RINGO RIBS | INT 89 |
| DEEP RINGO S | INT 95 |
| DIRO | INT 69 |
| DIRO GT | INT 73 |
| DIRO SBL | INT 73 |
| DOT.COM | INT 156 |
| DOT.COM L WALLWASH | INT 161 |
| GRAND REO | INT 57 |
| GRAND REO OK | INT 57 |
| GRAND REO XL OK | INT 59 |
| GRID IN | INT 195 |
| GYN | INT 43 |
| GYN D | INT 43 |
| HOLE IN ONE | INT 145 |
| iMAX II ROUND | INT 15 |
| iMAX II SQUARE | INT 17 |
| MICRO DEEP RINGO | INT 87 |
| MICRO REO | INT 49 |
| MICROGRID IN | INT 181 |
| MICROSPY | INT 123 |
| MIDISPY | INT 127 |
| MINI DEEP RINGO | INT 87 |
| MINI DIRO | INT 69 |
| MINIGRID IN | INT 189 |
| MINISPY | INT 125 |
| OREO | INT 39 |
| REO | INT 53 |
| REO 2 S OK | INT 55 |
| REO OK | INT 53 |
| REO RIBS | INT 51 |
| RINGO | INT 97 |
| SNEAK-R | INT 25 |
| SPLITBOX | INT 139 |
| SPY | INT 131 |
| SUPERDOME | INT 225 |
| SUPERNOVA | INT 214 |
| SUPERNOVA XS | INT 211 |
| SUPER-OH! | INT 205 |
| TWEETER | INT 31 |
| TWEETER M | INT 29 |
| TWENTY-7 | INT 109 |
| YOU-TURN | INT 113 |

# SOFT CEILING
## THE STORY



The Soft Ceiling concept enables you to create discreet but diverse lighting schemes using only one luminaire type. It allows architects and designers to work with different lighting applications, beams and output levels, using unobtrusive and glare-free fixtures for a zero-sightline ceiling.
Thanks to precise engineering, the use of superior lenses and a multitude of accessories, Soft Ceiling fixtures guarantee optimal optic performance and maximum eye comfort.
The vast range of options allow you to work with a Soft Ceiling luminaire throughout the entire project, meeting the different needs of each room, without unnecessary cluttering of the ceiling.
iMax II symbolizes the maximum eye comfort / minimal appearance philosophy, an ideal lighting solution that fits the Soft Ceiling concept.

**LED EVOLUTION**
Where the initial evolution in LED and optics focused on better output, smaller chips and longer lifetime, the second evolution is again shifting to user comfort with more precise optics and better light control.
As the purpose of the iMax II family is to provide the best visual comfort to the user - thanks to its recessed LED engine - this range is perfect to build further on this evolution: improved efficiency, improved beam angles and the possibility to combine all versions as they use uniform LED engines.

**OPTICAL PRECISION**
The iMax II range combines premium LED engines with precise optics, delivering high performance, maximum efficacy and high quality illumination.
iMax II is using lenses out of plexiglass HW55, a material able to withstand high temperatures and allowing lumen packages up to 2000lm. Next to the high output, the lenses allow for a perfect control of the beam angle and a high uniformity on the light emitting surface, which results in reduced glare.
Furthermore, if a different beam angle is required, the lenses can easily be interchanged.

**WET LOCATIONS**
The round versions with trim within the range are available with a clear glass, offering IP54. This enables you to continue the Soft Ceiling minimalism and uniformity throughout bathrooms, wellness areas and other indoor damp locations.

**LESS IS MORE**
The Soft Ceiling concept focuses on minimal appearance, giving focus to the light instead of the fixture. As such, the collection fuses Delta Light's aspirations for design sophistication and attention to detail, with precise engineering and premium materials, resulting in minimal fixtures with maximum impact.
The interchangeable tubes and colour finishes allow you to apply luminaires that disappear into the background.

The specific construction of the lens creates a focal point that is not inside the luminaire, but at the height of the opening in the ceiling. In this way, nor the accessory housing, nor the luminaire housing influences the beam angle or the efficiency of the optical system.

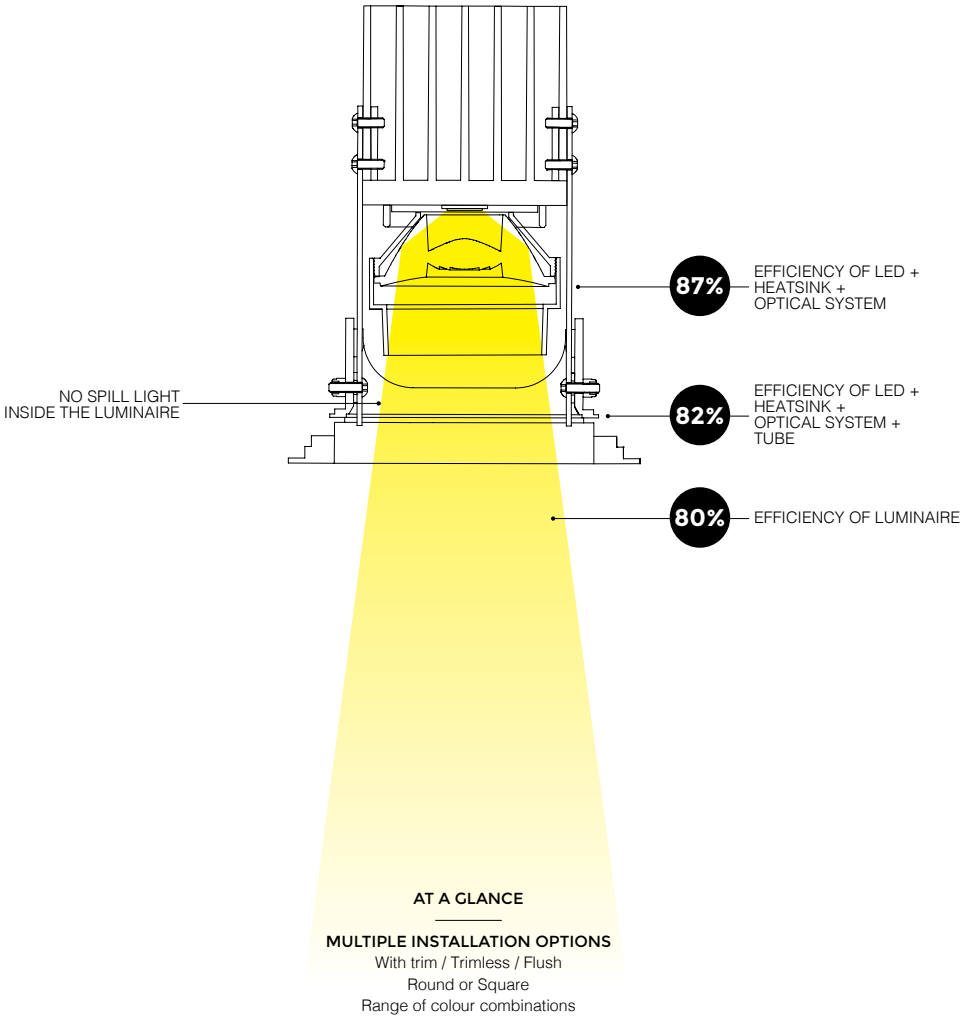


## AT A GLANCE

**MULTIPLE INSTALLATION OPTIONS**
With trim / Trimless / Flush
Round or Square
Range of colour combinations
IP54 option for damp areas
Limited installation height for glare-free lighting
Lockable tilt

**OPTICAL**
Output up to 18W
Clean beam angles Spot, Medium, Flood
Luminaire efficiency up to 80%
UGR < 16
Light refining accessories - Honeycomb, Glass SBL, Softening / Spread / Linear spread Lens

# iMAX II
# OVERVIEW

www.deltalight.com/imaxII







**IMAX II ADJUSTABLE**

A versatile accent lighting solution to emphasize individual objects or architectural elements. The tilt mechanism allows the luminaire to be angled with precision up to 30°, allowing for optimum beam alignment. As a result, the light is emitted exactly where you want it. To further reduce the visual impact on the ceiling, a mounting kit is available to install the luminaires flush with the ceiling.





**IMAX II ADJUSTABLE TRIMLESS**

A super smooth finish combines ultimate minimalism with maximum eye comfort. This version comes with a trimless mounting kit enabling quick and precise installation and finishing. The interchangeable black, white or gold insert allows you to match the fixture with its surroundings. iMax II Adjustable Trimless is available in round and square finish.

NEW

# iMAX II ROUND



iMAX II ROUND ADJUSTABLE LP B + iMAX II TUBE ROUND B



W + TUBE W



W + TUBE B



W + TUBE MMAT



B + TUBE W



B + TUBE MMAT

WIRELESS CONTROL
Suitable for all dimmable luminaires.
CTRL DELTA R

TECHNICAL DATA ▸ PAG TEC 4

## iMAX II ROUND ADJUSTABLE LP

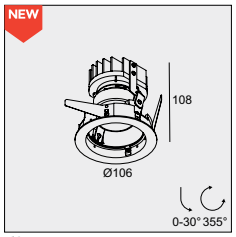


| 3000K / CRI>90 | | | 2700K / CRI>90 | | |
|---|---|---|---|---|---|
| LED [Q] 5,9W / 649lm / 350mA<br>LED [Q] 8,7W / 896lm / 500mA | | | LED [Q] 5,9W / 606lm / 350mA<br>LED [Q] 8,7W / 837lm / 500mA | | |
| 12° | 20° | 33° | 12° | 20° | 33° |
| **24210 9310** ◇ | **24210 9320** ◇ | **24210 9330** ◇ | **24210 9210** ◇ | **24210 9220** ◇ | **24210 9230** ◇ |
| ◇ B / W | | | | | |

0,4 IP20

UGR <16

Ø98 x 125 / max.25

**REQUIREMENTS**
iMAX II TUBE ROUND ◇ ▸ **24213 0010** B / MMAT / W
iMAX II TUBE ROUND IP ◇ ▸ **24213 0040** B / MMAT / W
LED POWER SUPPLY 350-500mA-DC / DIM

**OPTIONS**
MOUNTING KIT iMAX II ROUND FLUSH ▸ **15215 0010**

**ACCESSORIES**
iMAX II HONEYCOMB / GLASS SBL / LENS [1]

## iMAX II ROUND ADJUSTABLE MP

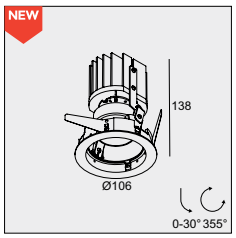


| 3000K / CRI>90 | | | 2700K / CRI>90 | | |
|---|---|---|---|---|---|
| LED [R] 12,1W / 1418lm / 350mA<br>LED [R] 17,9W / 1950lm / 500mA | | | LED [R] 12,1W / 1364lm / 350mA<br>LED [R] 17,9W / 1874lm / 500mA | | |
| 18° | 26° | 39° [3] | 18° | 26° | 39° [3] |
| **24211 9310** ◇ | **24211 9320** ◇ | **24211 9330** ◇ | **24211 9210** ◇ | **24211 9220** ◇ | **24211 9230** ◇ |
| ◇ B / W | | | | | |

0,5 IP20

UGR <16

Ø98 x 155 / max.25

**REQUIREMENTS**
iMAX II TUBE ROUND ◇ ▸ **24213 0010** B / MMAT / W
iMAX II TUBE ROUND IP ◇ ▸ **24213 0040** B / MMAT / W
LED POWER SUPPLY 350-500mA-DC / DIM

**OPTIONS**
MOUNTING KIT iMAX II ROUND FLUSH ▸ **15215 0010**

**ACCESSORIES**
iMAX II HONEYCOMB / GLASS SBL / LENS [2]

## iMAX II ROUND ADJUSTABLE SOFT

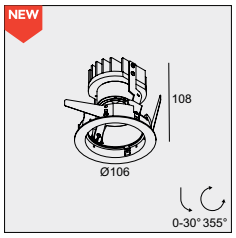


SOFT DIM

| 2700-1800K / CRI>90 |
|---|
| LED [S] 9,5W / 760lm / 650mA |
| 40° |
| **24212 9020** ◇ |
| ◇ B / W |

0,4 IP20

UGR <16

Ø98 x 125 / max.25

**REQUIREMENTS**
iMAX II TUBE ROUND ◇ ▸ **24213 0010** B / MMAT / W
iMAX II TUBE ROUND IP ◇ ▸ **24213 0040** B / MMAT / W
LED POWER SUPPLY 650mA-DC / SOFT DIM

**OPTIONS**
MOUNTING KIT iMAX II ROUND FLUSH ▸ **15215 0010**

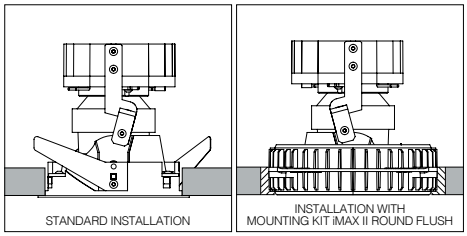

STANDARD INSTALLATION

INSTALLATION WITH MOUNTING KIT iMAX II ROUND FLUSH

1 MINIMUM RECESSED VOLUME 200 x 200 x 125mm
2 MINIMUM RECESSED VOLUME 350 x 350 x 155mm
3 MAXIMUM 350mA-DC IN COMBINATION WITH ACCESSORIES

NEW

# iMAX II SQUARE



iMAX II SQUARE ADJUSTABLE LP W
+ iMAX II TUBE SQUARE B

WIRELESS CONTROL CTRL DELTA R
Suitable for all dimmable luminaires.
TECHNICAL DATA ▸ PAG TEC 4

## iMAX II SQUARE ADJUSTABLE LP

NEW

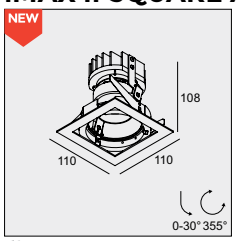


| 3000K / CRI>90 | | | 2700K / CRI>90 | | |
|---|---|---|---|---|---|
| LED [Q] 5,9W / 649lm / 350mA<br>LED [Q] 8,7W / 896lm / 500mA | | | LED [Q] 5,9W / 606lm / 350mA<br>LED [Q] 8,7W / 837lm / 500mA | | |
| 12° | 20° | 33° | 12° | 20° | 33° |
| **24217 9310** ◇ | **24217 9320** ◇ | **24217 9330** ◇ | **24217 9210** ◇ | **24217 9220** ◇ | **24217 9230** ◇ |
| ◇ B / W | | | | | |

0,4 IP20

UGR <16

Ø98 x 125 / max.25

**REQUIREMENTS**
iMAX II TUBE SQUARE ◇ ▸ **24213 0080** B / MMAT / W
LED POWER SUPPLY 350-500mA-DC / DIM

**OPTIONS**
MOUNTING KIT iMAX II SQUARE FLUSH ▸ **15215 0020**

**ACCESSORIES**
iMAX II HONEYCOMB / GLASS SBL / LENS [1]

## iMAX II SQUARE ADJUSTABLE MP

NEW

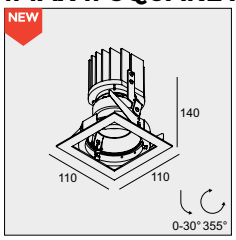


| 3000K / CRI>90 | | | 2700K / CRI>90 | | |
|---|---|---|---|---|---|
| LED [R] 12,1W / 1418lm / 350mA<br>LED [R] 17,9W / 1950lm / 500mA | | | LED [R] 12,1W / 1364lm / 350mA<br>LED [R] 17,9W / 1874lm / 500mA | | |
| 18° | 26° | 39° [3] | 18° | 26° | 39° [3] |
| **24218 9310** ◇ | **24218 9320** ◇ | **24218 9330** ◇ | **24218 9210** ◇ | **24218 9220** ◇ | **24218 9230** ◇ |
| ◇ B / W | | | | | |

0,5 IP20

UGR <16

Ø98 x 155 / max.25

**REQUIREMENTS**
iMAX II TUBE SQUARE ◇ ▸ **24213 0080** B / MMAT / W
LED POWER SUPPLY 350-500mA-DC / DIM

**OPTIONS**
MOUNTING KIT iMAX II SQUARE FLUSH ▸ **15215 0020**

**ACCESSORIES**
iMAX II HONEYCOMB / GLASS SBL / LENS [2]

## iMAX II SQUARE ADJUSTABLE SOFT

SOFT DIM

NEW

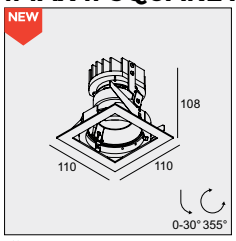


| 2700-1800K / CRI>90 |
|---|
| LED [S] 9,5W / 760lm / 650mA |
| 40° |
| **24219 9020** ◇ |
| ◇ B / W |

0,4 IP20

UGR <16

Ø98 x 125 / max.25

**REQUIREMENTS**
iMAX II TUBE SQUARE ◇ ▸ **24213 0080** B / MMAT / W
LED POWER SUPPLY 650mA-DC / SOFT DIM

**OPTIONS**
MOUNTING KIT iMAX II SQUARE FLUSH ▸ **15215 0020**

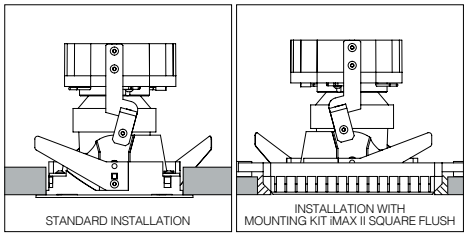


1 MINIMUM RECESSED VOLUME 200 x 200 x 125mm
2 MINIMUM RECESSED VOLUME 350 x 350 x 155mm
3 MAXIMUM 350mA-DC IN COMBINATION WITH ACCESSORIES

NEW

# iMAX II TRIMLESS



iMAX II ADJUSTABLE TRIMLESS
+ iMAX II COVER ROUND TRIMLESS MMAT



iMAX II ADJUSTABLE TRIMLESS
+ iMAX II COVER SQUARE TRIMLESS B

WIRELESS CONTROL CTRL DELTA R
Suitable for all dimmable luminaires.
TECHNICAL DATA ▸ PAG TEC 4

## iMAX II ADJUSTABLE TRIMLESS LP

NEW

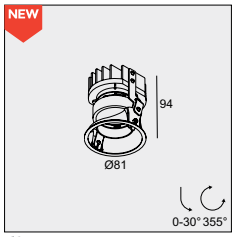


| 3000K / CRI>90 | | | 2700K / CRI>90 | | |
|---|---|---|---|---|---|
| LED [Q] 5,9W / 649lm / 350mA<br>LED [Q] 8,7W / 896lm / 500mA | | | LED [Q] 5,9W / 606lm / 350mA<br>LED [Q] 8,7W / 837lm / 500mA | | |
| 12° | 20° | 33° | 12° | 20° | 33° |
| **24214 9310** | **24214 9320** | **24214 9330** | **24214 9210** | **24214 9220** | **24214 9230** |

III 0,3 IP20

UGR <16

ØKIT x 160

**REQUIREMENTS**
MOUNTING KIT R 102 TRIMLESS O.F.A. ▸ **15212 2010**
+ iMAX II COVER ROUND TRIMLESS ◇▸ **24213 0020**B / MMAT / W
or
MOUNTING KIT S 102 TRIMLESS O.F.A. ▸ **400 92 00 OFA**
+ iMAX II COVER SQUARE TRIMLESS ◇▸ **24213 0030** B / MMAT / W
or
MOUNTING KIT S 102 TRIMLESS ▸ **400 92 00**
+ iMAX II COVER SQUARE TRIMLESS ◇▸ **24213 0030** B / MMAT / W
LED POWER SUPPLY 350-500mA-DC / DIM

**ACCESSORIES**
iMAX II HONEYCOMB / GLASS SBL / LENS [1]

## iMAX II ADJUSTABLE TRIMLESS MP

NEW

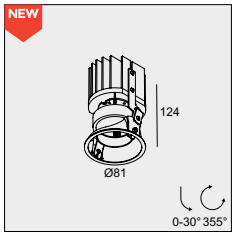


| 3000K / CRI>90 | | | 2700K / CRI>90 | | |
|---|---|---|---|---|---|
| LED [R] 12,1W / 1418lm / 350mA<br>LED [R] 17,9W / 1950lm / 500mA | | | LED [R] 12,1W / 1364lm / 350mA<br>LED [R] 17,9W / 1874lm / 500mA | | |
| 18° | 26° | 39° [3] | 18° | 26° | 39° [3] |
| **24215 9310** | **24215 9320** | **24215 9330** | **24215 9210** | **24215 9220** | **24215 9230** |

III 0,4 IP20

UGR <16

ØKIT x 190

**REQUIREMENTS**
MOUNTING KIT R 102 TRIMLESS O.F.A. ▸ **15212 2010**
+ iMAX II COVER ROUND TRIMLESS ◇▸ **24213 0020** B / MMAT / W
or
MOUNTING KIT S 102 TRIMLESS O.F.A. ▸ **400 92 00 OFA**
+ iMAX II COVER SQUARE TRIMLESS ◇▸ **24213 0030**B / MMAT / W
or
MOUNTING KIT S 102 TRIMLESS ▸ **400 92 00**
+ iMAX II COVER SQUARE TRIMLESS ◇▸ **24213 0030** B / MMAT / W
LED POWER SUPPLY 350-500mA-DC / DIM

**ACCESSORIES**
iMAX II HONEYCOMB / GLASS SBL / LENS [2]

## iMAX II ADJUSTABLE TRIMLESS SOFT

SOFT DIM

NEW

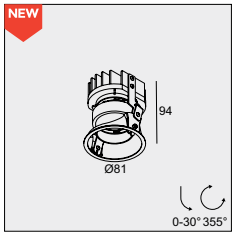


| 2700-1800K / CRI>90 |
|---|
| LED [S] 9,5W / 760lm / 650mA |
| 40° |
| **24216 9020** |

III 0,3 IP20

UGR <16

ØKIT x 160

**REQUIREMENTS**
MOUNTING KIT R 102 TRIMLESS O.F.A. ▸ **15212 2010**
+ iMAX II COVER ROUND TRIMLESS ◇▸ **24213 0020** B / MMAT / W
or
MOUNTING KIT S 102 TRIMLESS O.F.A. ▸ **400 92 00 OFA**
+ iMAX II COVER SQUARE TRIMLESS ◇▸ **24213 0030** B / MMAT / W
or
MOUNTING KIT S 102 TRIMLESS ▸ **400 92 00**
+ iMAX II COVER SQUARE TRIMLESS ◇▸ **24213 0030** B / MMAT / W
LED POWER SUPPLY 650mA-DC / SOFT DIM



MOUNTING KIT S 102 TRIMLESS O.F.A.
IN CONCRETE



MOUNTING KIT S 102 TRIMLESS
IN PLASTERBOARD

1 MINIMUM RECESSED VOLUME 180 x 180 x 160mm
2 MINIMUM RECESSED VOLUME 300 x 300 x 190mm
3 MAXIMUM 350mA-DC IN COMBINATION WITH ACCESSORIES



GOTTESMAN ARCHITECTURE / GSARCH
LIGHTING DESIGN: RAMA MENDELSOHN



KIKA BRAZ ARCHITECTS AND URBAN PLANNERS
LIGHTING DESIGN: RAMA MENDELSOHN

PROJECT ARCHITECT: PAOLO COSSU ARCHITECTS // LOCAL ARCHITECT: GIULIANA BARILLI





PROJECT ARCHITECT: PAOLO COSSU ARCHITECTS // LOCAL ARCHITECT: GIULIANA BARILLI

# SNEAK-R

A wallwash light effect can upgrade any project, adding sophistication and emphasizing detail in interior design. The Sneak-R is the top-notch wallwash luminaire in Delta Light's collection, allowing the user to create depth in a room via an evenly illuminated wall. With Sneak-R you can reduce the contrast between a well-lit workspace and its environment, or give your artwork the perfect light it deserves.

Engineered to perfection, the Sneak-R combines a slightly curved cover with a lens, resulting in an evenly lit wall, from floor to ceiling. Thanks to the design harmony between LED and lens, Sneak-R can be kept very compact and does not attract any attention to the luminaire. The cover design reduces the angle of the mechanical cut-off, resulting in a minimum of glare and a maximum of visual comfort.

**www.deltalight.com/sneak-r**



WIRELESS CONTROL
Suitable for all dimmable luminaires.
CTRL DELTA R
TECHNICAL DATA ▸ PAG TEC 4

## SNEAK-R TRIMLESS

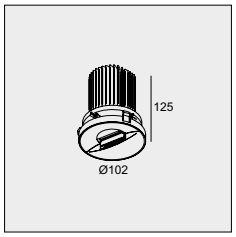


| 3000K / CRI>90 | 2700K / CRI>90 |
|---|---|
| LED [ I ] 11,7W / 1526lm / 350mA | LED [ I ] 11,7W / 1471lm / 350mA |
| WALLWASH | |
| **415 362 930** ◇ | **415 362 920** ◇ |
| ◇ SG / W | |

III 0,6 IP20

ØKIT x 130

**REQUIREMENTS**
MOUNTING KIT SNEAK-R TRIMLESS ▸ **415 91 102**
LED POWER SUPPLY 350mA-DC / DIM

## SNEAK-R

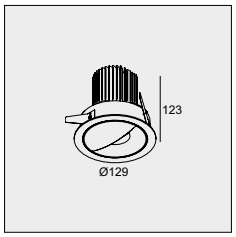


| 3000K / CRI>90 | 2700K / CRI>90 |
|---|---|
| LED [ I ] 11,7W / 1526lm / 350mA | LED [ I ] 11,7W / 1471lm / 350mA |
| WALLWASH | |
| **415 361 930** ◇ | **415 361 920** ◇ |
| ◇ W-SG / W-W | |

III 0,8 IP20

114 x 130 / max.25

**REQUIREMENTS**
LED POWER SUPPLY 350mA-DC / DIM

POSITION FOR INSTALLATION

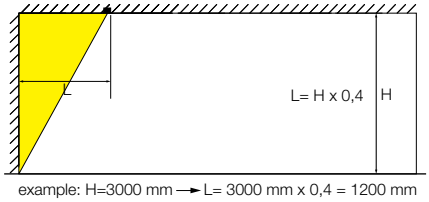


example: H=3000 mm → L= 3000 mm x 0,4 = 1200 mm

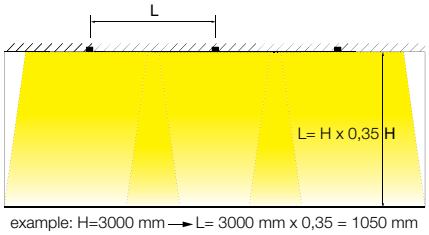


example: H=3000 mm → L= 3000 mm x 0,35 = 1050 mm



HUBERTY BREYNE GALLERY



# TWEETER M

PATENTED EX-CENTRIC ROTATION SYSTEM®

play.deltalight.com/tweeter
play.deltalight.com/ers

GOOD DESIGN award



PLEASE FIND THE OTHER MEMBERS
▼ OF THE TWEETER FAMILY ▼



**INTERIOR**
CEILING SURFACE

WIRELESS CONTROL Suitable for all dimmable luminaires. CTRL DELTA R

TECHNICAL DATA ▸ PAG TEC 4

## TWEETER M TRIMLESS

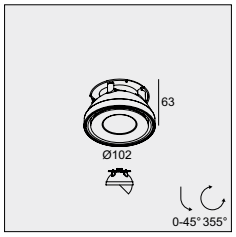


| 3000K / CRI>90 | | 2700K / CRI>90 | | 2700-1800K / CRI>90 |
|---|---|---|---|---|
| LED [H] 7,1W / 805lm / 350mA<br>LED [H] 10,4W / 1118lm / 500mA | | LED [H] 7,1W / 773lm / 350mA<br>LED [H] 10,4W / 1073lm / 500mA | | LED [S] 9,5W / 760lm / 650mA |
| 33° | 50° | 33° | 50° | 40° |
| **418 11 811 932** ◇ | **418 11 811 933** ◇ | **418 11 811 922** ◇ | **418 11 811 923** ◇ | **418 13 1902** ◇ |
| ◇ B-C / W-W | | | | |

0,7 IP20 IP23

ØKIT x 80

**REQUIREMENTS**
MOUNTING KIT R102 TRIMLESS O.F.A. ▸ **15212 2010**
LED POWER SUPPLY 350-500mA-DC / DIM
LED POWER SUPPLY 650mA-DC / SOFT DIM

## TWEETER M ST

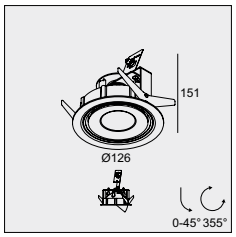


| 3000K / CRI>90 | | 2700K / CRI>90 | | 2700-1800K / CRI>90 |
|---|---|---|---|---|
| LED [H] 7,1W / 805lm / 350mA<br>LED [H] 10,4W / 1118lm / 500mA | | LED [H] 7,1W / 773lm / 350mA<br>LED [H] 10,4W / 1073lm / 500mA | | LED [S] 9,5W / 760lm / 650mA |
| 33° | 50° | 33° | 50° | 40° |
| **418 21 811 932** ◇ | **418 21 811 933** ◇ | **418 21 811 922** ◇ | **418 21 811 923** ◇ | **418 23 1902** ◇ |
| ◇ B-C / W-W | | | | |

0,7 IP20 IP23

114 x 80 / max.25

**REQUIREMENTS**
LED POWER SUPPLY 350-500mA-DC / DIM
LED POWER SUPPLY 650mA-DC / SOFT DIM

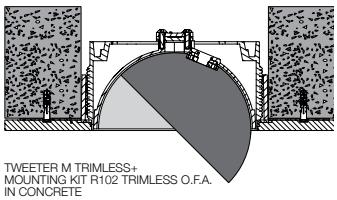

TWEETER M TRIMLESS+
MOUNTING KIT R102 TRIMLESS O.F.A.
IN CONCRETE

# TWEETER

PATENTED EX-CENTRIC ROTATION SYSTEM®

play.deltalight.com/tweeter
play.deltalight.com/ers



PLEASE FIND THE OTHER MEMBERS
▼ OF THE TWEETER FAMILY ▼



**INTERIOR**
CEILING SURFACE



**PROFILES**
MAGNETIC MODULE

WIRELESS CONTROL CTRL DELTA R
Suitable for all dimmable luminaires.
TECHNICAL DATA ▸ PAG TEC 4

## TWEETER TRIMLESS

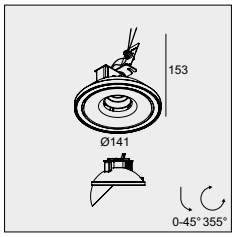


| 3000K / CRI>90 | | 2700K / CRI>90 | |
|---|---|---|---|
| LED [H] 7,1W / 805lm / 350mA<br>LED [H] 10,4W / 1118lm / 500mA | | LED [H] 7,1W / 773lm / 350mA<br>LED [H] 10,4W / 1073lm / 500mA | |
| 33° | 50° | 33° | 50° |
| **206 21 811 932** ◇ | **206 21 811 933** ◇ | **206 21 811 922** ◇ | **206 21 811 923** ◇ |
| ◇ B-W / W-W | | | |

0,7 IP20 IP23

ØKIT x 100

**REQUIREMENTS**
MOUNTING KIT TWEETER TRIMLESS ▸ **202 15 61 971**
LED POWER SUPPLY 350-500mA-DC / DIM

**ACCESSORIES**
TWEETER CLIP + HONEYCOMB / LENS / GLASS 40

## TWEETER ST D

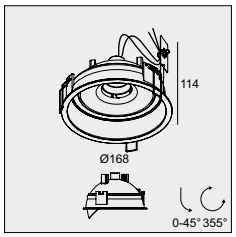


| 3000K / CRI>90 | | 2700K / CRI>90 | |
|---|---|---|---|
| LED [H] 7,1W / 805lm / 350mA<br>LED [H] 10,4W / 1118lm / 500mA | | LED [H] 7,1W / 773lm / 350mA<br>LED [H] 10,4W / 1073lm / 500mA | |
| 33° | 50° | 33° | 50° |
| **206 11 811 932** ◇ | **206 11 811 933** ◇ | **206 11 811 922** ◇ | **206 11 811 923** ◇ |
| ◇ W-W | | | |

0,9 IP20

160 x 115 / max.25

**REQUIREMENTS**
LED POWER SUPPLY 350-500mA-DC / DIM

**OPTIONS**
PLASTERKIT 118 ▸ **202 56 99 01**

**ACCESSORIES**
TWEETER CLIP + HONEYCOMB / LENS / GLASS 40

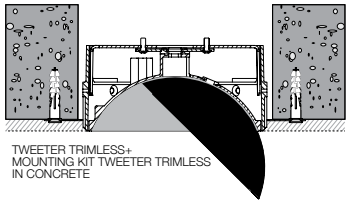

TWEETER TRIMLESS+
MOUNTING KIT TWEETER TRIMLESS
IN CONCRETE




*ARCHITECTURE: GMP · VON GERKAN, MARG AND PARTNERS ARCHITECTS
RUSSIAN ADAPTATION: JSC SPEECH, MOSCOW
INTERIOR DESIGN: MAXIM RYMAR ARCHITECTURAL STUDIO*



ARCHITECTS: GOVAERT & VANHOUTTE



NINA MAYA INTERIORS
PHOTOGRAPHY: NICOLE ENGLAND





INTERIEURBURO PEDRO VERHUE



INTERIEURBURO PEDRO VERHUE

# OREO



WIRELESS CONTROL
Suitable for all dimmable luminaires.
CTRL DELTA R

**TECHNICAL DATA** ▶ PAG TEC 4

## OREO

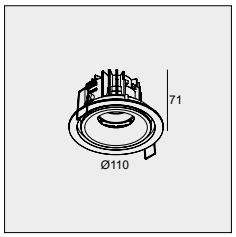


| 3000K / CRI>90 | 2700K / CRI>90 |
|---|---|
| LED [H] 7,1W / 805lm / 350mA<br>LED [H] 10,4W / 1118lm / 500mA | LED [H] 7,1W / 773lm / 350mA<br>LED [H] 10,4W / 1073lm / 500mA |
| 33° | |
| **206 06 811 932** ◇ | **206 06 811 922** ◇ |
| ◇ W | |

III 0,5 IP20 IP23

98 x 75 / max.22

**REQUIREMENTS**
LED POWER SUPPLY 350-500mA-DC / DIM

**OPTIONS**
PLASTERKIT 170 ▸ **207 01 170**





NEW

# GYN D





GYN D FRAME + GYN D SNAP IN

# GYN





GYN OK 1 FRAME + GYN OK SNAP IN

WIRELESS CONTROL
Suitable for all dimmable luminaires.
CTRL DELTA R
TECHNICAL DATA ▸ PAG TEC 4

## GYN D SNAP-IN

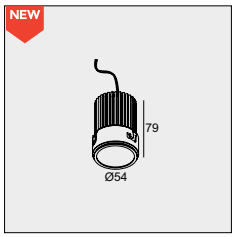


| 3000K / CRI>90 | 2700K / CRI>90 |
|---|---|
| LED [H] 7,1W / 805lm / 350mA<br>LED [H] 10,4W / 1118lm / 500mA | LED [H] 7,1W / 773lm / 350mA<br>LED [H] 10,4W / 1073lm / 500mA |
| 33° | |
| **23711 9320** ◇ | **23711 9220** ◇ |
| ◇ W | |
| 0,2 IP20 | |

**REQUIREMENTS**
GYN D FRAME ▸ **23710 0010**
LED POWER SUPPLY 350-500mA-DC / DIM

## GYN SNAP-IN

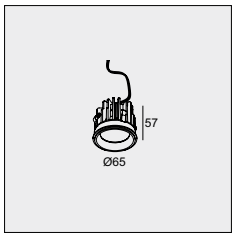


| 3000K / CRI>90 | | 2700K / CRI>90 | | 2700-1800K / CRI>90 |
|---|---|---|---|---|
| LED [H] 7,1W / 805lm / 350mA<br>LED [H] 10,4W / 1118lm / 500mA | | LED [H] 7,1W / 773lm / 350mA<br>LED [H] 10,4W / 1073lm / 500mA | | LED [S] 9,5W / 760lm / 650mA |
| 18° | 33° | 18° | 33° | 40° |
| **415 411 811 931** ◇ | **415 411 811 932** ◇ | **415 411 811 921** ◇ | **415 411 811 922** ◇ | **415 411 1902** ◇ |
| ◇ W | | | | |
| 0,2 IP20 IP23 | | | | |

**REQUIREMENTS**
GYN 1 FRAME ▸ **415 95 63**
LED POWER SUPPLY 350-500mA-DC / DIM
LED POWER SUPPLY 650mA-DC / SOFT DIM

## GYN OK SNAP-IN

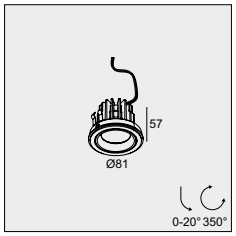


| 3000K / CRI>90 | | 2700K / CRI>90 | | 2700-1800K / CRI>90 |
|---|---|---|---|---|
| LED [H] 7,1W / 805lm / 350mA<br>LED [H] 10,4W / 1118lm / 500mA | | LED [H] 7,1W / 773lm / 350mA<br>LED [H] 10,4W / 1073lm / 500mA | | LED [S] 9,5W / 760lm / 650mA |
| 18° | 33° | 18° | 33° | 40° |
| **415 412 811 931** ◇ | **415 412 811 932** ◇ | **415 412 811 921** ◇ | **415 412 811 922** ◇ | **415 412 1902** ◇ |
| ◇ W | | | | |
| 0,3 IP20 IP23 | | | | |

**REQUIREMENTS**
GYN OK 1 FRAME ▸ **415 95 79**
LED POWER SUPPLY 350-500mA-DC / DIM
LED POWER SUPPLY 650mA-DC / SOFT DIM

## GYN D FRAME

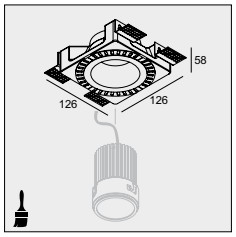


130 x 130 x 120
min.5-max.16

**23710 0010**

0,9

## GYN 1 FRAME

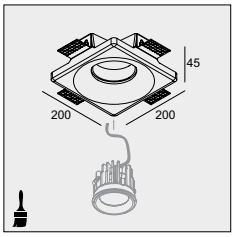


140 x 140 x 80
min.7-max.18

**415 95 63**

0,8

## GYN OK 1 FRAME

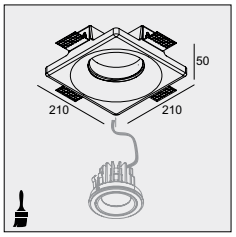


155 x 155 x 85
min.7-max.18

**415 95 79**

0,9



OBUMEX



OBUIMEX

# REO
# OVERVIEW



The Reo collection is more than one product, it is a family which offers a solution for many lighting demands, from residential to hotel, restaurant to retail and much more. In line with this philosophy, Reo comes in single and double fixtures, round or square, orientable or fixed, in multiple finishing colours, for both indoor and outdoor use. The design of these recessed conical spots delivers a hardly visible transition from the intense light to the ceiling, resulting in a halo-like effect, ideal to give the space an extra dimension.

**MICRO REO**
Being the smallest member of the family, Micro Reo excels in minimalism in design and excellence in performance as it offers a 7,1W LED solution. It comes as a standard version and as a luminaire with higher IP-rating that can be used in bathrooms and other wet areas.

**MINI REO**
Mini Reo offers a multitude of lighting solutions, as it combines multiple beam angles in both non adjustable and adjustable luminaires. Spot, Medium or Flood can be combined to fit the specific needs of the project.

**REO**
Similar to Mini Reo, Reo offers adjustable and non adjustable downlights in multiple beam angles. With an output up to 10,4W, Reo can easily be integrated into hospitality and residential projects, especially when using the Soft Dim version which creates a warm and cosy atmosphere when dimming down the luminaire. Reo comes in a round and square design. Within the round design one can opt for a smooth finishing of the inner cone or choose the ribbed version that reduces the glare thanks to its cascading transition form light source to ceiling.

**GRAND REO**
Grand Reo ranges up to 25W and can be used when higher output is needed, for example in retail. It can be installed with or without trim and finished in different colour combinations. With tilting up to 20° and 350° rotation possibility, the adjustable version brings extra flexibility into the range.

**GRAND REO XL**
With an output up to 50W and the ability of 30° tilting and 350° rotating, Grand Reo XL is the most powerful of the Reo range, ideal for use in retail, showrooms or other appllications with double ceiling heights.
Within this range also other LED engines are being introduced for specific applications where special colour correlated temperatures are demanded. For example art, fashion, bakeries, ...

**www.deltalight.com/reo**

| | | | | **MICRO REO** | **MINI REO** | **REO** | | **GRAND REO** | **GRAND REO XL** |
|---|---|---|---|---|---|---|---|---|---|
| | | | | LED<br>774 lm | LED<br>307 - 587 lm | LED<br>774 - 1075 lm | | LED<br>1995 - 2752 lm | LED<br>4142 - 5349 lm |
| | | | | | | ROUND | SQUARE | | |
| INTERIOR | | TRIMLESS | FIX | | | | |  | |
| | | TRIM | FIX |  |  |  | |  | |
| | | | ADJUSTABLE | |  |  |  |  |  |
| EXTERIOR | | TRIM | FIX | ✓ | ✓ | ✓ | | | |

# MICRO REO



# MINI REO



WIRELESS CONTROL
Suitable for all dimmable luminaires.
CTRL DELTA R

TECHNICAL DATA ▶ PAG TEC 4

## MICRO REO

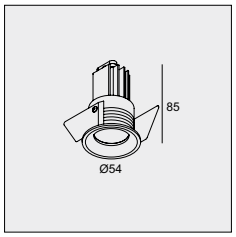


| 3000K / CRI>90 | 2700K / CRI>90 |
|---|---|
| LED [H] 7,1W / 805lm / 350mA | LED [H] 7,1W / 773lm / 350mA |
| 35° | |
| **302 22 811 932** ◇ | **302 22 811 922** ◇ |
| ◇ B / W | |
| 0,2 IP20 | |

46 x 90 / min.5

**REQUIREMENTS**
LED POWER SUPPLY 350mA-DC / DIM

## MICRO REO X

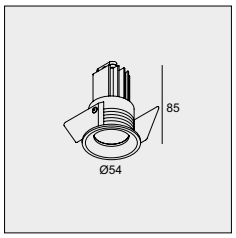


| 3000K / CRI>90 | 2700K / CRI>90 |
|---|---|
| LED [H] 7,1W / 805lm / 350mA | LED [H] 7,1W / 773lm / 350mA |
| 35° | |
| **302 23 811 932** ◇ | **302 23 811 922** ◇ |
| ◇ B / W | |
| 0,2 IP20 IP43 | |

46 x 90 / min.5

**REQUIREMENTS**
LED POWER SUPPLY 350mA-DC / DIM

## MINI REO

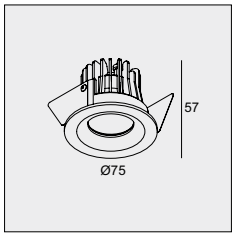


| 3000K / CRI>80 | | 3000K / CRI>90 | 2700K / CRI>80 | | 2700K / CRI>90 |
|---|---|---|---|---|---|
| LED [B] 3,3W / 307lm / 1050mA | LED [C] 6W / 558lm / 500mA | LED [D] 6,4W / 587lm / 350mA | LED [B] 3,3W / 294lm / 1050mA | LED [C] 6W / 558lm / 500mA | LED [D] 6,4W / 587lm / 350mA |
| 10° | 20° | 40° | 10° | 20° | 40° |
| **415 112 831** ◇ | **415 112 832** ◇ | **415 111 933** ◇ | **415 112 821** ◇ | **415 112 822** ◇ | **415 111 923** ◇ |
| ◇ B / W | | | | | |
| 0,2 IP20 | | | | | |

67 x 60 / min.5

**REQUIREMENTS**
LED POWER SUPPLY 350-500-1050mA-DC / DIM

**ACCESSORIES**
MINI REO HONEYCOMB / MINI REO LENS / MINI REO GLASS

## MINI REO OK

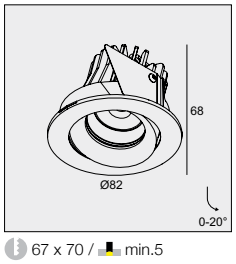


| 3000K / CRI>80 | | 3000K / CRI>90 | 2700K / CRI>80 | | 2700K / CRI>90 |
|---|---|---|---|---|---|
| LED [B] 3,3W / 307lm / 1050mA | LED [C] 6W / 558lm / 500mA | LED [D] 6,4W / 587lm / 350mA | LED [B] 3,3W / 294lm / 1050mA | LED [C] 6W / 558lm / 500mA | LED [D] 6,4W / 587lm / 350mA |
| 10° | 20° | 40° | 10° | 20° | 40° |
| **415 222 831** ◇ | **415 222 832** ◇ | **415 221 933** ◇ | **415 222 821** ◇ | **415 222 822** ◇ | **415 221 923** ◇ |
| ◇ B / W | | | | | |
| 0,2 IP20 | | | | | |

67 x 70 / min.5

**REQUIREMENTS**
LED POWER SUPPLY 350-500-1050mA-DC / DIM

**ACCESSORIES**
MINI REO HONEYCOMB / MINI REO LENS / MINI REO GLASS

NEW

# REO RIBS



WIRELESS CONTROL Suitable for all dimmable luminaires. CTRL DELTA R

TECHNICAL DATA ▸ PAG TEC 4

## REO RIBS S1

NEW

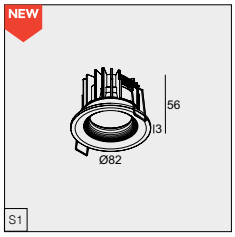


| 3000K / CRI>90 | | 2700K / CRI>90 | | 2700-1800K / CRI>90 |
|---|---|---|---|---|
| LED [H] 7,1W / 805lm / 350mA<br>LED [H] 10,4W / 1118lm / 500mA | | LED [H] 7,1W / 773lm / 350mA<br>LED [H] 10,4W / 1073lm / 500mA | | LED [S] 9,5W / 760lm / 650mA |
| 33° | 50° | 33° | 50° | 40° |
| **202 263 811 932** ◇ | **202 263 811 933** ◇ | **202 263 811 922** ◇ | **202 263 811 923** ◇ | **202 265 1902** ◇ |
| ◇ FBR / FG / W | | | | |

III 0,4 IP20 IP43

76 x 55 / max.22

**REQUIREMENTS**
LED POWER SUPPLY 350-500mA-DC / DIM
LED POWER SUPPLY 650mA-DC SOFT DIM

**OPTIONS**
PLASTERKIT 101 ▸ **202 11 19**

## REO RIBS S2

NEW

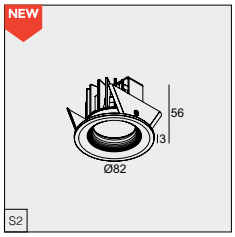


| 3000K / CRI>90 | | 2700K / CRI>90 | | 2700-1800K / CRI>90 |
|---|---|---|---|---|
| LED [H] 7,1W / 805lm / 350mA<br>LED [H] 10,4W / 1118lm / 500mA | | LED [H] 7,1W / 773lm / 350mA<br>LED [H] 10,4W / 1073lm / 500mA | | LED [S] 9,5W / 760lm / 650mA |
| 33° | 50° | 33° | 50° | 40° |
| **202 2632 811 932** ◇ | **202 2632 811 933** ◇ | **202 2632 811 922** ◇ | **202 2632 811 923** ◇ | **202 2652 1902** ◇ |
| ◇ FBR / FG / W | | | | |

III 0,4 IP20 IP43

76 x 55

**REQUIREMENTS**
LED POWER SUPPLY 350-500mA-DC / DIM
LED POWER SUPPLY 650mA-DC SOFT DIM

## REO RIBS IP S1

NEW

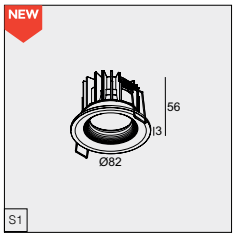


| 3000K / CRI>90 | | 2700K / CRI>90 | |
|---|---|---|---|
| LED [H] 7,1W / 805lm / 350mA<br>LED [H] 10,4W / 1118lm / 500mA | | LED [H] 7,1W / 773lm / 350mA<br>LED [H] 10,4W / 1073lm / 500mA | |
| 33° | 50° | 33° | 50° |
| **202 264 811 932** ◇ | **202 264 811 933** ◇ | **202 264 811 922** ◇ | **202 264 811 923** ◇ |
| ◇ FBR / FG / W | | | |

III 0,4 IP20 IP44

76 x 55 / max.22

**REQUIREMENTS**
LED POWER SUPPLY 350-500mA-DC / DIM

**OPTIONS**
PLASTERKIT 101 ▸ **202 11 19**

## REO RIBS IP S2

NEW

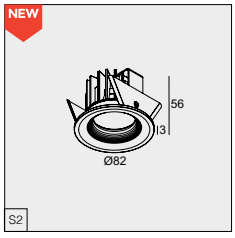


| 3000K / CRI>90 | | 2700K / CRI>90 | |
|---|---|---|---|
| LED [H] 7,1W / 805lm / 350mA<br>LED [H] 10,4W / 1118lm / 500mA | | LED [H] 7,1W / 773lm / 350mA<br>LED [H] 10,4W / 1073lm / 500mA | |
| 33° | 50° | 33° | 50° |
| **202 2642 811 932** ◇ | **202 2642 811 933** ◇ | **202 2642 811 922** ◇ | **202 2642 811 923** ◇ |
| ◇ FBR / FG / W | | | |

III 0,4 IP20 IP44

76 x 55

**REQUIREMENTS**
LED POWER SUPPLY 350-500mA-DC / DIM

# REO





WIRELESS CONTROL Suitable for all dimmable luminaires. CTRL DELTA R

TECHNICAL DATA ▸ PAG TEC 4

## REO S1

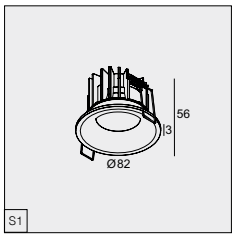


| 4000K / CRI>90 | | 3000K / CRI>90 | | 2700K / CRI>90 | | 2700-1800K / CRI>90 |
|---|---|---|---|---|---|---|
| LED [H] 7,1W / 862lm / 350mA<br>LED [H] 10,4W / 1194lm / 500mA | | LED [H] 7,1W / 805lm / 350mA<br>LED [H] 10,4W / 1118lm / 500mA | | LED [H] 7,1W / 773lm / 350mA<br>LED [H] 10,4W / 1073lm / 500mA | | LED [S] 9,5W<br>760lm / 650mA |
| 33° | 50° | 33° | 50° | 33° | 50° | 40° |
| **202 26 811 942** ◇ | **202 26 811 943** ◇ | **202 26 811 932** ◇ | **202 26 811 933** ◇ | **202 26 811 922** ◇ | **202 26 811 923** ◇ | **202 26 1902** ◇ |
| ◇ B / W | | | | | | |

0,4 IP20 IP43

76 x 55 / max.22

**REQUIREMENTS**
LED POWER SUPPLY 350-500mA-DC / DIM
LED POWER SUPPLY 650mA-DC / SOFT DIM

**OPTIONS**
PLASTERKIT 101 ▸ **202 11 19**

## REO S2

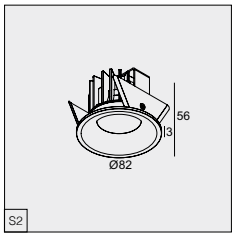


| 4000K / CRI>90 | | 3000K / CRI>90 | | 2700K / CRI>90 | | 2700-1800K / CRI>90 |
|---|---|---|---|---|---|---|
| LED [H] 7,1W / 862lm / 350mA<br>LED [H] 10,4W / 1194lm / 500mA | | LED [H] 7,1W / 805lm / 350mA<br>LED [H] 10,4W / 1118lm / 500mA | | LED [H] 7,1W / 773lm / 350mA<br>LED [H] 10,4W / 1073lm / 500mA | | LED [S] 9,5W<br>760lm / 650mA |
| 33° | 50° | 33° | 50° | 33° | 50° | 40° |
| **202 262 811 942** ◇ | **202 262 811 943** ◇ | **202 262 811 932** ◇ | **202 262 811 933** ◇ | **202 262 811 922** ◇ | **202 262 811 923** ◇ | **202 262 1902** ◇ |
| ◇ B / W | | | | | | |

0,4 IP20 IP43

76 x 55

**REQUIREMENTS**
LED POWER SUPPLY 350-500mA-DC / DIM
LED POWER SUPPLY 650mA-DC / SOFT DIM

## REO OK S1

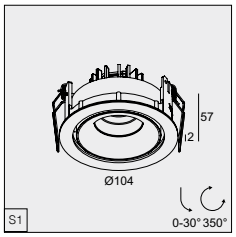


| 4000K / CRI>90 | | 3000K / CRI>90 | | 2700K / CRI>90 | | 2700-1800K / CRI>90 |
|---|---|---|---|---|---|---|
| LED [H] 7,1W / 862lm / 350mA<br>LED [H] 10,4W / 1194lm / 500mA | | LED [H] 7,1W / 805lm / 350mA<br>LED [H] 10,4W / 1118lm / 500mA | | LED [H] 7,1W / 773lm / 350mA<br>LED [H] 10,4W / 1073lm / 500mA | | LED [S] 9,5W<br>760lm / 650mA |
| 33° | 50° | 33° | 50° | 33° | 50° | 40° |
| **202 37 811 942** ◇ | **202 37 811 943** ◇ | **202 37 811 932** ◇ | **202 37 811 933** ◇ | **202 37 811 922** ◇ | **202 37 811 923** ◇ | **202 37 1902** ◇ |
| ◇ B / W | | | | | | |

0,4 IP20 IP23

98 x 65 / max.30

**REQUIREMENTS**
LED POWER SUPPLY 350-500mA-DC / DIM
LED POWER SUPPLY 650mA-DC / SOFT DIM

**OPTIONS**
PLASTERKIT 170 ▸ **202 01 170**

## REO OK S2

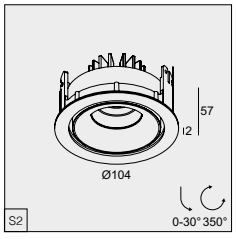


| 4000K / CRI>90 | | 3000K / CRI>90 | | 2700K / CRI>90 | | 2700-1800K / CRI>90 |
|---|---|---|---|---|---|---|
| LED [H] 7,1W / 862lm / 350mA<br>LED [H] 10,4W / 1194lm / 500mA | | LED [H] 7,1W / 805lm / 350mA<br>LED [H] 10,4W / 1118lm / 500mA | | LED [H] 7,1W / 773lm / 350mA<br>LED [H] 10,4W / 1073lm / 500mA | | LED [S] 9,5W<br>760lm / 650mA |
| 33° | 50° | 33° | 50° | 33° | 50° | 40° |
| **202 262 811 942** ◇ | **202 262 811 943** ◇ | **202 262 811 932** ◇ | **202 262 811 933** ◇ | **202 262 811 922** ◇ | **202 262 811 923** ◇ | **202 372 1902** ◇ |
| ◇ B / W | | | | | | |

0,4 IP20 IP23

98 x 65

**REQUIREMENTS**
LED POWER SUPPLY 350-500mA-DC / DIM
LED POWER SUPPLY 650mA-DC / SOFT DIM

# REO S OK



WIRELESS CONTROL
Suitable for all dimmable luminaires.
CTRL DELTA R
TECHNICAL DATA ▸ PAG TEC 4

## REO S OK

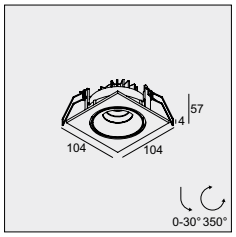


98 x 70 / max.30

| 3000K / CRI>90 | | 2700K / CRI>90 | | 2700-1800K / CRI>90 |
|---|---|---|---|---|
| LED [H] 7,1W / 805lm / 350mA<br>LED [H] 10,4W / 1118lm / 500mA | | LED [H] 7,1W / 773lm / 350mA<br>LED [H] 10,4W / 1073lm / 500mA | | LED [S] 9,5W /<br>760lm / 650mA |
| 33° | 50° | 33° | 50° | 40° |
| **202 38 811 932** ◇ | **202 38 811 933** ◇ | **202 38 811 922** ◇ | **202 38 811 923** ◇ | **202 38 1902** ◇ |
| ◇ W | | | | |
| 0,4 IP20 IP23 | | | | |

**REQUIREMENTS**
LED POWER SUPPLY 350-500mA-DC / DIM
LED POWER SUPPLY 650mA-DC / SOFT DIM

**OPTIONS**
PLASTERKIT 170 ▸ **207 01 170**

## REO 2 S OK

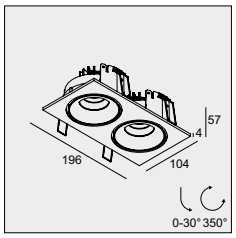


190 x 98 x 70 / max.30

| 3000K / CRI>90 | | 2700K / CRI>90 | | 2700-1800K / CRI>90 |
|---|---|---|---|---|
| 2 x LED [H] 7,1W / 805lm / 350mA<br>2 x LED [H] 10,4W / 1118lm / 500mA | | 2 x LED [H] 7,1W / 773lm / 350mA<br>2 x LED [H] 10,4W / 1073lm / 500mA | | 2 x LED [S] 9,5W /<br>760lm / 650mA |
| 33° | 50° | 33° | 50° | 40° |
| **202 38 812 932** ◇ | **202 38 812 933** ◇ | **202 38 812 922** ◇ | **202 38 812 923** ◇ | **202 38 2902** ◇ |
| ◇ W | | | | |
| 0,8 IP20 IP23 | | | | |

**REQUIREMENTS**
LED POWER SUPPLY 350-500mA-DC / DIM
LED POWER SUPPLY 650mA-DC / SOFT DIM

# GRAND REO



GRAND REO TRIMLESS + GRAND REO TR TUBE B



GRAND REO OK W-B

WIRELESS CONTROL CTRL DELTA R
Suitable for all dimmable luminaires.
TECHNICAL DATA ▸ PAG TEC 4

## GRAND REO TRIMLESS

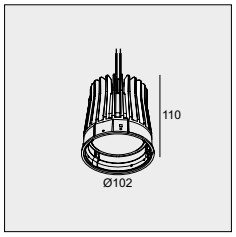


| 3000K / CRI>90 | | 2700K / CRI>90 | |
|---|---|---|---|
| LED [J] 16,8W / 2075lm / 500mA<br>LED [J] 24,3W / 2862lm / 700mA | | LED [J] 16,8W / 2000lm / 500mA<br>LED [J] 24,3W / 2759lm / 700mA | |
| 20° | 35° | 20° | 35° |
| **202 395 21 932** | **202 395 21 933** | **202 395 21 922** | **202 395 21 923** |

0,6 IP20

ØKIT x 130

**REQUIREMENTS**
MOUNTING KIT GRAND REO TRIMLESS ▸ **202 39 60**
GRAND REO TR TUBE ▸ **202 03 00** ◇ B / W
LED POWER SUPPLY 500-700mA-DC / DIM

**ACCESSORIES**
HONEYCOMB / LENS / GLASS 78

## GRAND REO

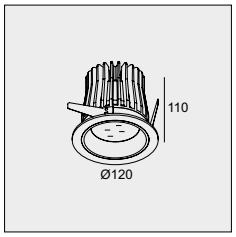


| 3000K / CRI>90 | | 2700K / CRI>90 | |
|---|---|---|---|
| LED [J] 16,8W / 2075lm / 500mA<br>LED [J] 24,3W / 2862lm / 700mA | | LED [J] 16,8W / 2000lm / 500mA<br>LED [J] 24,3W / 2759lm / 700mA | |
| 20° | 35° | 20° | 35° |
| **202 391 21 932** ◇ | **202 391 21 933** ◇ | **202 391 21 922** ◇ | **202 391 21 923** ◇ |
| ◇ B-B / W-B / W-W | | | |

0,6 IP20 IP43

102 x 120 / max.22

**REQUIREMENTS**
LED POWER SUPPLY 500-700mA-DC / DIM

**OPTIONS**
PLASTERKIT 193 ▸ **207 01 193**

**ACCESSORIES**
HONEYCOMB / LENS / GLASS 78

## GRAND REO OK

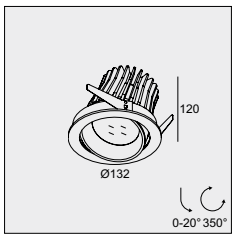


| 3000K / CRI>90 | | 2700K / CRI>90 | |
|---|---|---|---|
| LED [J] 16,8W / 2075lm / 500mA<br>LED [J] 24,3W / 2862lm / 700mA | | LED [J] 16,8W / 2000lm / 500mA<br>LED [J] 24,3W / 2759lm / 700mA | |
| 20° | 35° | 20° | 35° |
| **202 393 21 932** ◇ | **202 393 21 933** ◇ | **202 393 21 922** ◇ | **202 393 21 923** ◇ |
| ◇ B-B / W-B / W-W | | | |

0,8 IP20 IP23

121 x 132 / max.22

**REQUIREMENTS**
LED POWER SUPPLY 500-700mA-DC / DIM

**ACCESSORIES**
HONEYCOMB / LENS / GLASS 78

# GRAND REO XL



The visual perception of an object is influenced by both the colour reflectance of the object and the light that illuminates the object.
Delta Light® already offers high CRI (Colour Rendering Index) solutions to get a true colour representation, but CRI only applies for light sources with an emission spectra on or close to the Planckian curve (Black Body Locus). In some particular applications, objects are more truly perceived with light sources moving away from this curve, as shown in the figure. To give your art, clothing, meat or cheese a vivid look, take a look in the table and choose the appropriate Grand Reo XL solution from the table below.

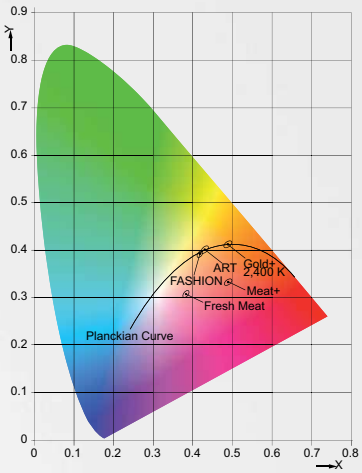


| | APPLICATION |
|---|---|
| GOLD | BAKERIES, YELLOW/RED JEWELRY |
| FRESH MEAT | MARBLED MEAT (MEAT WITH SOME FAT), CHARCUTERIE, YELLOW CHEESE, WHITE CHEESE |
| MEAT | RED MEAT |
| ART | FRUITS AND VEGETABLES, ART GALLERIES, TOY STORES, CAR DEALERS |
| FASHION | CLOTHES, FABRICS, CARPETS, FLOOR TILES, COATINGS, WHITE- GOLD/SILVER JEWELRY, SPECTACLES STORE |

## GRAND REO XL OK

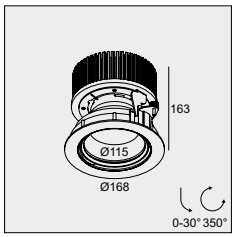


| 3000K / CRI>90 |
|---|
| LED [K] 37,2W / 4308lm / 1050mA<br>LED [K] 43,1W / 4867lm / 1200mA[1]<br>LED [K] 51,1W / 5563lm / 1400mA[1] |
| **202 396 301 93** ◇ |
| ◇ W-B |
| 0,8 IP20 IP23 |

156 x 165 / max.22

**REQUIREMENTS**
REFLECTOR 111 / H67 SP14° ▸ **414 97 14**
REFLECTOR 111 / H67 FL28° ▸ **414 97 28**
REFLECTOR 111 / H67 WFL40° ▸ **414 97 40**
LED POWER SUPPLY 1050-1200-1400mA-DC (SEE FOLD-OUT RIGHT)

**ACCESSORIES**
HONEYCOMB 111 / LENS 111

[1] RECESSED VOLUME 370 x 370 x 165

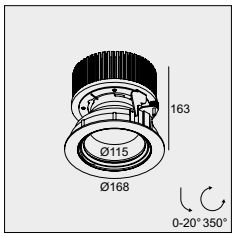


| GOLD | FRESH MEAT | MEAT | ART | FASHION |
|---|---|---|---|---|
| 2700K | - | - | 3000K | 3000K / CRI>90 |
| 24,1W / 1999lm / 700mA[2]<br>37,8W / 2856lm / 1050mA[3] | 24,1W / 1824lm / 700mA[2]<br>37,8W / 2606lm / 1050mA[3] | 24,1W / 1940lm / 700mA[2]<br>37,8W / 2771lm / 1050mA[3] | 24,1W / 2722lm / 700mA[2]<br>37,8W / 3889lm / 1050mA[3] | 24,1W / 2848lm / 700mA[2]<br>37,8W / 4069lm / 1050mA[3] |
| **202 396 41** ◇ | **202 396 42** ◇ | **202 396 43** ◇ | **202 396 44** ◇ | **202 396 45** ◇ |
| ◇ W-B | | | | |
| 0,8 IP20 IP23 | | | | |

156 x 165 / max.22

**REQUIREMENTS**
REFLECTOR 111 / H70 SP12° ▸ **414 96 12**
REFLECTOR 111 / H70 FL24° ▸ **414 96 24**
REFLECTOR 111 / H70 WFL40° ▸ **414 96 40**
LED POWER SUPPLY 700-1050mA-DC (SEE BELOW)

[2] RECESSED VOLUME 240 x 240 x 165
[3] RECESSED VOLUME 450 x 450 x 165

## LED POWER SUPPLY DIM4: DIMMING BY DALI / PUSH BUTTON / DSI

| 700mA-DC / 30W | 700mA-DC / 35W DIM4 | 1050mA-DC / 47W | 1050mA-DC / 45W DIM4 |
|---|---|---|---|
| **300 90 138** | **300 90 139** | **300 90 141** | **300 90 140** |
| 165 x 43 x 30 | 220 x 85 x 31 | 190 x 43 x 30 | 210 x 43 x 30 |
| Ø53 | Ø89 | Ø53 | Ø53 |
| 120-240V / 50-60Hz | 220-240V / 50-60Hz | 220-240V / 50-60Hz | 220-240V / 50-60Hz |
| IP20 | | | |





MANIA-K


MANIA-K



MANIA-K





# DIRO
# OVERVIEW



Diro can be very discreet, hiding in the ceiling - like Mini Diro – or it can be very present, giving that extra touch to a room - like Diro ST - with a golden finish. But one thing all members of the Diro family have in common is that the light source is deeply recessed into the luminaire, resulting in a high level of visual comfort.
This range has LED or halogen solutions, with or without trim, in single or double versions, with different colour finishes. Moreover, the IP44 rating on some Diro luminaires means that they can be used even in bathrooms or other damp indoor locations.

**MINI DIRO**
Mini Diro Trimless embodies our ongoing quest towards miniaturisation of luminaires. This unobtrusive and extremely petite downlighter strikes a perfect balance between size and luminous flux, resulting in clean sightlines and minimal appearance. The Mini Diro is the ideal solution for projects where the luminaire design is not supposed to dominate the interior design.

**DIRO**
The bigger Diro is a more extensive range, offering multiple finishing colours, adjustable luminaires, Soft Dim and also IP44 solutions for use in bathrooms. The trimless finishing is in line with Mini Diro Trimless: focus on the light rather than the luminaire.

**DIRO SBL**
Diro SBL is something more than you regular downlighter. It is a range of recessed and surface mounted luminaires, finished with an eye for visual comfort, as it has a multi-layered optic finished with a prismatic plexi at the front. It has a driver included and its reduced height allows you to install it anywhere, either built in or built on.

**www.deltalight.com/diro**

| | | | **MINI DIRO** | **DIRO** | | **DIRO GT** | **DIRO SBL** |
|---|---|---|---|---|---|---|---|
| | | | LED<br>425 - 558 lm | LED<br>774 - 1075 lm | HALOGEN | LED<br>774 - 1075 lm | LED<br>882 - 2635 lm |
| ■ | TRIMLESS | FIX |  |  | | | |
| | | ADJUSTABLE | |  |  | | |
| | TRIM | FIX | | | |  |  |
| | | ADJUSTABLE | |  |  | | |
| ■ | TRIM | FIX | | | | | ✓ |

# MINI DIRO



# DIRO TRIMLESS



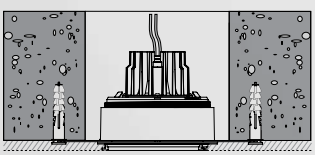

DIRO TRIMLESS LED +
MOUNTING KIT R82 TRIMLESS OFA IN CONCRETE

WIRELESS CONTROL CTRL DELTA R
Suitable for all dimmable luminaires.
TECHNICAL DATA ▸ PAG TEC 4

## MINI DIRO TRIMLESS

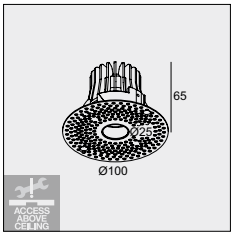


| 3000K / CRI>80 | 2700K / CRI>80 |
|---|---|
| LED [C] 4,1W / 420lm / 350mA<br>LED [C] 6W / 558lm / 500mA | LED [C] 4,1W / 420lm / 350mA<br>LED [C] 6W / 558lm / 500mA |
| 20° | |
| **415 332 832** | **415 332 822** |
| 0,2 IP20 | |

67 x 70 / max.25

**REQUIREMENTS**
LED POWER SUPPLY 350-500mA-DC / DIM

## DIRO TRIMLESS LED

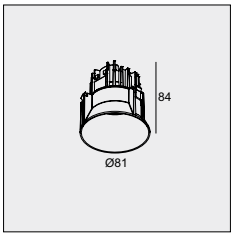


| 3000K / CRI>90 | 2700K / CRI>90 | 2700-1800K / CRI>90 |
|---|---|---|
| LED [H] 7,1W / 805lm / 350mA<br>LED [H] 10,4W / 1118lm / 500mA | LED [H] 7,1W / 773lm / 350mA<br>LED [H] 10,4W / 1073lm / 500mA | LED [S] 9,5W / 760lm / 650mA |
| 33° | 33° | 40° |
| **202 144 811 932** ◇ | **202 144 811 922** ◇ | **202 144 1902** ◇ |
| ◇ B / MMAT / W | | |
| 0,3 IP20 IP23 | | |

ØKIT x 95

**REQUIREMENTS**
MOUNTING KIT R82 TRIMLESS O.F.A.. ▸ **15212 2000**
LED POWER SUPPLY 350-500mA-DC / DIM
LED POWER SUPPLY 650mA-DC / SOFT DIM

## DIRO TRIMLESS LED IP

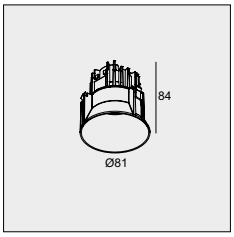


| 3000K / CRI>90 | 2700K / CRI>90 |
|---|---|
| LED [H] 7,1W / 805lm / 350mA<br>LED [H] 10,4W / 1118lm / 500mA | LED [H] 7,1W / 773lm / 350mA<br>LED [H] 10,4W / 1073lm / 500mA |
| 33° | |
| **202 146 811 932** ◇ | **202 146 811 922** ◇ |
| ◇ B / W | |
| 0,3 IP44 | |

ØKIT x 95

**REQUIREMENTS**
MOUNTING KIT R82 TRIMLESS O.F.A.. ▸ **15212 2000**
LED POWER SUPPLY 350-500mA-DC / DIM

## DIRO TRIMLESS OK LED

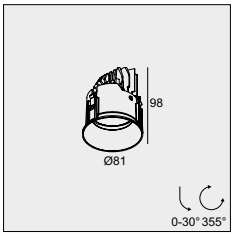


| 3000K / CRI>90 | 2700K / CRI>90 |
|---|---|
| LED [H] 7,1W / 805lm / 350mA<br>LED [H] 10,4W / 1118lm / 500mA | LED [H] 7,1W / 773lm / 350mA<br>LED [H] 10,4W / 1073lm / 500mA |
| 33° | |
| **202 145 811 932** ◇ | **202 145 811 922** ◇ |
| ◇ B / MMAT / W | |
| 0,3 IP20 | |

ØKIT x 105

**REQUIREMENTS**
MOUNTING KIT R82 TRIMLESS O.F.A.. ▸ **15212 2000**
LED POWER SUPPLY 350-500mA-DC / DIM

## DIRO TRIMLESS OK

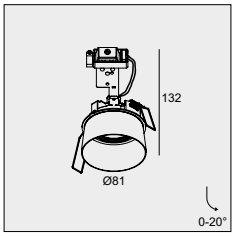


1 x QR-C51 max.50W

**202 14 90** ◇

◇ B / W

GX5.3 / 12V

0,2 IP20 0,5

ØKIT x 135

**REQUIREMENTS**
MOUNTING KIT R82 TRIMLESS ▸ **202 11 82**

**OPTIONS**
TRANSFO 50W ▸ **200 46 06**
TRANSFO 100W ▸ **200 46 10**
LED SOLUTION PAG TEC 8

**ACCESSORIES**
ANTI GLARE TUBE

**REQUIREMENTS** ▸ INFO FOLD-OUT RIGHT / **OPTIONS** ▸ INFO TECHNICAL CHAPTER / **ACCESSORIES** ▸ INFO FOLD-OUT LEFT

OTHER CRI OR KELVIN ON REQUEST

# DIRO



## DIRO ST OK LED

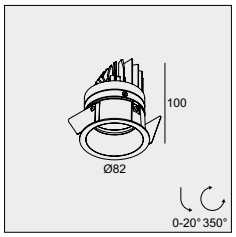


| 3000K / CRI>90 | 2700K / CRI>90 |
|---|---|
| LED [H] 7,1W / 805lm / 350mA<br>LED [H] 10,4W / 1118lm / 500mA | LED [H] 7,1W / 773lm / 350mA<br>LED [H] 10,4W / 1073lm / 500mA |
| 33° | |
| **202 292 811 932** ◇ | **202 292 811 922** ◇ |
| ◇ B / MMAT / W | |
| 0,4 IP20 IP23 | |

76 x 115 / min.5

**REQUIREMENTS**
LED POWER SUPPLY 350-500mA-DC / DIM

## DIRO DUO ST OK LED

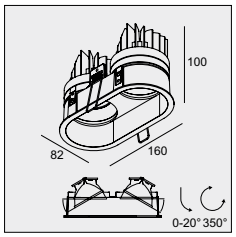


| 3000K / CRI>90 | 2700K / CRI>90 |
|---|---|
| 2 x LED [H] 7,1W / 805lm / 350mA<br>2 x LED [H] 10,4W / 1118lm / 500mA | 2 x LED [H] 7,1W / 773lm / 350mA<br>2 x LED [H] 10,4W / 1073lm / 500mA |
| 33° | |
| **202 292 812 932** ◇ | **202 292 812 922** ◇ |
| ◇ W | |
| 0,8 IP20 IP23 | |

153 x 75 x 110 / max.22

**REQUIREMENTS**
LED POWER SUPPLY 350-500mA-DC / DIM

**OPTIONS**
PLASTERKIT 104 ▸ **202 14 29**

## DIRO ST OK

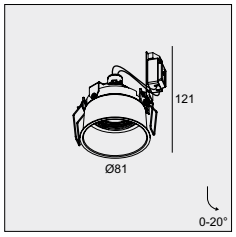


1 x QR-C51 max.50W

**202 14 61** ◇

◇ B / MMAT / W

GX5.3 / 12V

0,1 IP20 0,5

76 x 100 / max.22

**OPTIONS**
PLASTERKIT 101 ▸ **202 11 19**
TRANSFO 50W ▸ **200 46 06**
TRANSFO 100W ▸ **200 46 10**
**LED** SOLUTION PAG TEC 8

**ACCESSORIES**
ANTI GLARE TUBE

## DIRO OK

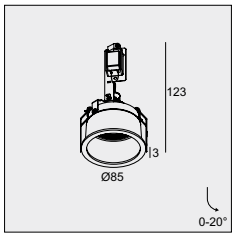


1 x QR-C51 max.50W

**202 14 11** ◇

◇ W-W

GX5.3 / 12V

0,1 IP20 0,5

76 x 100 / max.22

**OPTIONS**
PLASTERKIT 101 ▸ **202 11 19**
TRANSFO 50W ▸ **200 46 06**
TRANSFO 100W ▸ **200 46 10**
**LED** SOLUTION PAG TEC 8

**ACCESSORIES**
ANTI GLARE TUBE

## DIRO OK Hi

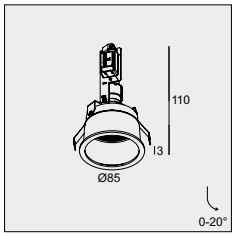


1 x QPAR51 max.35W

**202 14 1210** ◇

◇ W-W

GU10 / 100-240V / 50-60Hz

0,1 IP20 0,5

76 x 100

**OPTIONS**
**LED** SOLUTION PAG TEC 8

# DIRO GT



# DIRO SBL



WIRELESS CONTROL CTRL DELTA R
Suitable for all dimmable luminaires.
TECHNICAL DATA ▶ PAG TEC 4

## DIRO GT LED

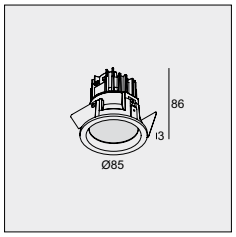


| 3000K / CRI>90 | 2700K / CRI>90 | 2700-1800K / CRI>90 |
|---|---|---|
| LED [H] 7,1W / 805lm / 350mA<br>LED [H] 10,4W / 1118lm / 500mA | LED [H] 7,1W / 773lm / 350mA<br>LED [H] 10,4W / 1073lm / 500mA | LED [S] 9,5W / 760lm / 650mA |
| 33° | 33° | 40° |
| **202 342 811 932** ◇ | **202 342 811 922** ◇ | **202 342 1902** ◇ |
| ◇ W | | |

0,3 IP20 IP44

76 x 90 / min.5

**REQUIREMENTS**
LED POWER SUPPLY 350-500mA-DC / DIM
LED POWER SUPPLY 650mA-DC / SOFT DIM

## DIRO SBL S

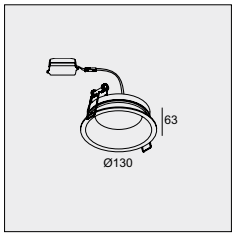


| 3000K / CRI>80 | 2700K / CRI>80 (NEW) |
|---|---|
| LED CLUSTER 5,9W / 882lm / 350mA | |
| **202 295 83** ◇ | **202 295 82** ◇ |
| ◇ **B** / W | ◇ W |
| 100-240V / 50-60Hz | |
| 0,5 IP20 IP43 | |

121 x 65 / max.25

## DIRO SBL M

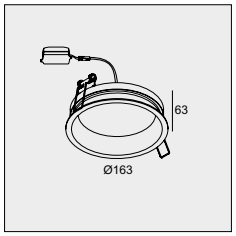


| 3000K / CRI>80 | 2700K / CRI>80 (NEW) |
|---|---|
| LED CLUSTER 9,8W / 1500lm / 350mA | |
| **202 296 83** ◇ | **202 296 82** ◇ |
| ◇ **B** / W | ◇ W |
| 100-240V / 50-60Hz | |
| 0,6 IP20 IP43 | |

156 x 70 / max.25

## DIRO SBL L

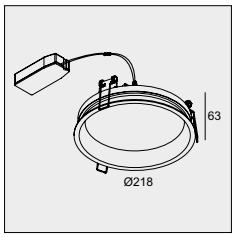


| 3000K / CRI>80 | 2700K / CRI>80 (NEW) |
|---|---|
| LED CLUSTER 17,5W / 2635lm / 1050mA | |
| **202 297 83** ◇ | **202 297 82** ◇ |
| ◇ **B** / W | ◇ W |
| 100-240V / 50-60Hz | |
| 0,9 IP20 IP43 | |

208 x 70 / max.25



ARCHITECT MALLOL ARQUITECTOS / LIGHTING BY LED LIFE PANAMA



ARCHITECT ARIASRECALDE ARCHITECTURAL WORKSHOP
LIGHTING DESIGN BIG ARCHITECTURAL LIGHTING



REID SENEPART ARCHITECTS





ARCHITECT PETYA DEMIREVA





ARCHITECT: ARIASRECALDE ARCHITECTURAL WORKSHOP // LIGHTING DESIGN: BIG ARCHITECTURAL LIGHTING



WEWANTMORE & PHOTOGRAPHY FREDERIK VERCRUYSSE

# C-MAX



WIRELESS CONTROL
Suitable for all dimmable luminaires.
CTRL DELTA R

TECHNICAL DATA ▶ PAG TEC 4

## C-MAX

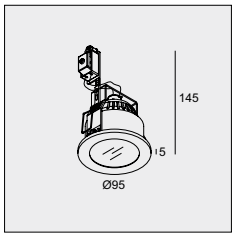


82 x 100 / max.35

**OPTIONS**
TRANSFO 50W ▸ **200 46 06**
TRANSFO 100W ▸ **200 46 10**
**LED** SOLUTION PAG TEC 8

1 x QR-C51 max.35W

**202 23 05** ◇

◇ W

GX5.3 / 12V

0,3 IP20 IP44 0,5

## C-MAX Hi S1

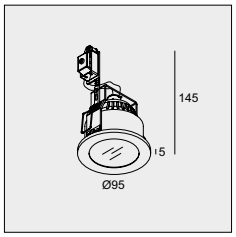


82 x 100 / max.35

1 x QPAR51 max.35W

**202 23 25** ◇

◇ W

GU10 / 100-240V / 50-60Hz

0,3 IP20 IP44 0,5

## C-MAX Hi S2

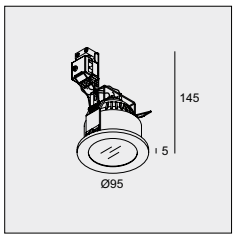


82 x 100

**OPTIONS**
**LED** SOLUTION PAG TEC 8

1 x QPAR51 max.35W

**202 23 35** ◇

◇ W

GU10 / 100-240V / 50-60Hz

0,3 IP20 IP44 0,5

# DEEP RINGO OVERVIEW



As part of the name unveils, the LED engine within the Deep Ringo family is hidden deep inside the luminaire, minimising the glare from the light source and optimising the visual comfort for the user.

**MICRO DEEP RINGO**
With its narrow beam angle of 10°, this miniature spot can be used to add little lighting accents to your project, both interior and exterior.

**MINI DEEP RINGO**
Installation of Mini Deep Ringo can be done trimless or with trim. The trimless version needs to be finished with a tube that allows for a colourful play of light or create a more general lighting solution with the sandblasted glass or softening lens inside.

**DEEP RINGO**
Deep Ringo is the most elaborate of the family, offering LED and halogen solutions, for use in both dry and wet areas. Similar as the Reo family, Deep Ringo also offers a ribbed version that reduces the glare thanks to its cascading transition form light source to ceiling.

**www.deltalight.com/deepringo**

| | | | **MICRO DEEP RINGO** | **MINI DEEP RINGO** | **DEEP RINGO** | | |
|---|---|---|---|---|---|---|---|
| | | | LED<br>120 - 168 lm | LED<br>558 - 587 lm | LED<br>774 - 1075 lm | | HALOGEN |
| INTERIOR | | TRIMLESS | |  | | | |
| | | TRIM |  |  |  |  |  |
| EXTERIOR | | TRIM | ✓ | | ✓ | | |

# MICRO DEEP RINGO



# MINI DEEP RINGO



MINI DEEP RINGO TRIMLESS + SPY TUBE MMAT

## MICRO DEEP RINGO

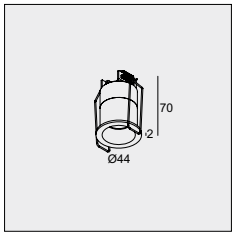


| | |
|---|---|
| 3000K / CRI>80 | |
| LED [A] 1,1W / 120lm / 350mA<br>LED [A] 1,6W / 168lm / 500mA | |
| 10° | |
| **302 22 831** ◇ | |
| ◇ A / W | |
| 0,1 IP20 | |

38 x 80 / max.35

**REQUIREMENTS**
LED POWER SUPPLY 350-500mA-DC / DIM

## MINI DEEP RINGO

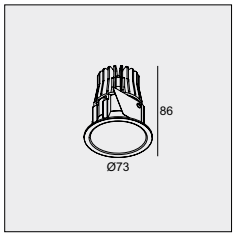


| | | | |
|---|---|---|---|
| 3000K / CRI>80 | 3000K / CRI>90 | 2700K / CRI>80 | 2700K / CRI>90 |
| LED [C] 6W / 558lm / 500mA | LED [D] 6,4W / 587lm / 350mA | LED [C] 6W / 558lm / 500mA | LED [D] 6,4W / 587lm / 350mA |
| 20° | 40° | 20° | 40° |
| **415 122 832** ◇ | **415 121 933** ◇ | **415 122 822** ◇ | **415 121 923** ◇ |
| ◇ B / MMAT / W | | | |
| 0,3 IP20 | | | |

67 x 90 / min.5

**REQUIREMENTS**
LED POWER SUPPLY 350-500mA-DC / DIM

**ACCESSORIES**
MINI REO HONEYCOMB / LENS / GLASS

## MINI DEEP RINGO TRIMLESS

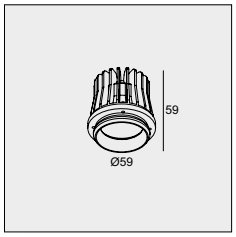


| | | | |
|---|---|---|---|
| 3000K / CRI>80 | 3000K / CRI>90 | 2700K / CRI>80 | 2700K / CRI>90 |
| LED [C] 6W / 558lm / 500mA | LED [D] 6,4W / 587lm / 350mA | LED [C] 6W / 558lm / 500mA | LED [D] 6,4W / 587lm / 350mA |
| 20° | 40° | 20° | 40° |
| **415 312 832** ◇ | **415 311 933** ◇ | **415 312 822** ◇ | **415 311 923** ◇ |
| ◇ B | | | |
| 0,2 IP20 | | | |

ØKIT x 100

**REQUIREMENTS**
MOUNTING KIT R60 TRIMLESS O.F.A. ▸ **415 91 60**
SPY TUBE ▸ **414 01 00 B / FBR / FG / MMAT / SG / W**
or
TUBE SBL ▸ **415 32 05**
or
TUBE SL ▸ **415 32 04**
LED POWER SUPPLY 350-500mA-DC / DIM

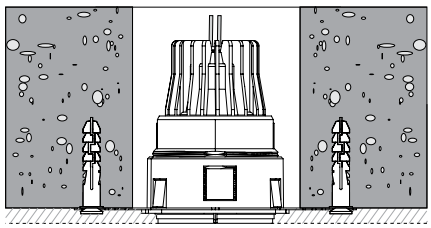

MINI DEEP RINGO TRIMLESS + MOUNTING KIT R60 TRIMLESS OFA IN CONCRETE

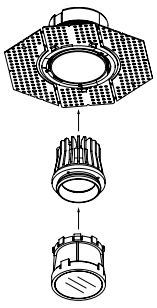

MOUNTING KIT R60 TRIMLESS O.F.A. +
MINI DEEP RINGO TRIMLESS +
TUBE SBL



MINI DEEP RINGO TRIMLESS +
TUBE SL W



MINI DEEP RINGO TRIMLESS +
TUBE SBL W



MINI DEEP RINGO TRIMLESS +
TUBE SL W

NEW

# DEEP RINGO RIBS





DEEP RINGO RIBS FG

WIRELESS CONTROL CTRL DELTA R
Suitable for all dimmable luminaires.
TECHNICAL DATA ▶ PAG TEC 4

## DEEP RINGO RIBS

NEW

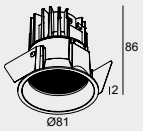


| 3000K / CRI>90 | 2700K / CRI>90 | 2700-1800K / CRI>90 |
|---|---|---|
| LED [H] 7,1W / 805lm / 350mA<br>LED [H] 10,4W / 1118lm / 500mA | LED [H] 7,1W / 773lm / 350mA<br>LED [H] 10,4W / 1073lm / 500mA | LED [S] 9,5W / 760lm / 650mA |
| 33° | | 40° |
| **202 274 811 932** ◇ | **202 274 811 922** ◇ | **202 276 1902** ◇ |
| ◇ B / FBR / FG / W | | |

0,3 IP20 IP43

76 x 90 / min.5

**REQUIREMENTS**
LED POWER SUPPLY 350-500mA-DC / DIM
LED POWER SUPPLY 650mA-DC SOFT DIM

## DEEP RINGO RIBS IP

NEW

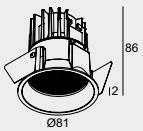


| 3000K / CRI>90 | 2700K / CRI>90 |
|---|---|
| LED [H] 7,1W / 805lm / 350mA<br>LED [H] 10,4W / 1118lm / 500mA | LED [H] 7,1W / 773lm / 350mA<br>LED [H] 10,4W / 1073lm / 500mA |
| 33° | |
| **202 275 811 932** ◇ | **202 275 811 922** ◇ |
| ◇ B / FBR / FG / W | |

0,3 IP20 IP44

76 x 90 / min.5

**REQUIREMENTS**
LED POWER SUPPLY 350-500mA-DC / DIM

# DEEP RINGO



WIRELESS CONTROL
Suitable for all dimmable luminaires.
CTRL DELTA R
TECHNICAL DATA ▶ PAG TEC 4

## DEEP RINGO LED

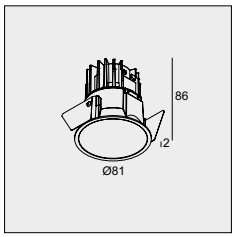


| 3000K / CRI>90 | 2700K / CRI>90 | 2700-1800K / CRI>90 |
|---|---|---|
| LED [H] 7,1W / 805lm / 350mA<br>LED [H] 10,4W / 1118lm / 500mA | LED [H] 7,1W / 773lm / 350mA<br>LED [H] 10,4W / 1073lm / 500mA | LED [S] 9,5W / 760lm / 650mA |
| 33° | 33° | 40° |
| **202 272 811 932** ◇ | **202 272 811 922** ◇ | **202 272 1902** ◇ |
| ◇ B / MMAT / W | | |

III 0,3 IP20 IP43

76 x 90 / min.5

**REQUIREMENTS**
LED POWER SUPPLY 350-500mA-DC / DIM
LED POWER SUPPLY 650mA-DC / SOFT DIM

## DEEP RINGO LED IP

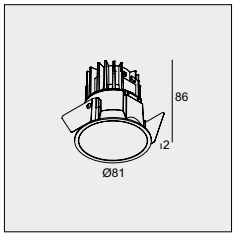


| 3000K / CRI>90 | 2700K / CRI>90 |
|---|---|
| LED [H] 7,1W / 805lm / 350mA<br>LED [H] 10,4W / 1118lm / 500mA | LED [H] 7,1W / 773lm / 350mA<br>LED [H] 10,4W / 1073lm / 500mA |
| 33° | |
| **202 273 811 932** ◇ | **202 273 811 922** ◇ |
| ◇ B / MMAT / W | |

III 0,3 IP20 IP44

76 x 90 / min.5

**REQUIREMENTS**
LED POWER SUPPLY 350-500mA-DC / DIM

# DEEP RINGO



WIRELESS CONTROL
Suitable for all dimmable luminaires.
CTRL DELTA R
TECHNICAL DATA ▸ PAG TEC 4

## DEEP RINGO

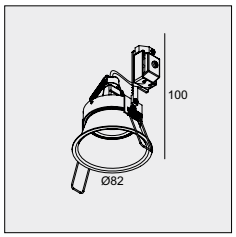


QR-C51 max.50W

**202 11 16** ◇

◇ ALU / B / W

GX5.3 / 12V

0,1 IP20 0,5

76 x 100 / max.15

**OPTIONS**
PLASTERKIT 101 ▸ **202 11 19**
TRANSFO 50W ▸ **200 46 06**
TRANSFO 100W ▸ **200 46 10**
**LED** SOLUTION PAG TEC 8

## DEEP RINGO HI S1

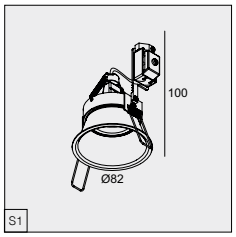


QPAR51 max.35W

**202 11 26** ◇

◇ B / W

GU10 / 100-240V / 50-60Hz

0,1 IP20 0,5

76 x 105 / max.15

**OPTIONS**
PLASTERKIT 101 ▸ **202 11 19**
**LED** SOLUTION PAG TEC 8

## DEEP RINGO HI S2

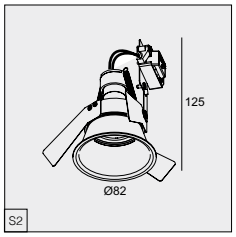


QPAR51 max.35W

**202 01 26** ◇

◇ B / W

GU10 / 100-240V / 50-60Hz

0,1 IP20 0,5

76 x 105

**OPTIONS**
**LED** SOLUTION PAG TEC 8

## DEEP RINGO HI IP

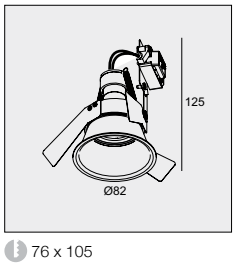


QPAR51 max.35W

**202 014 26** ◇

◇ B / W

GU10 / 100-240V / 50-60Hz

0,1 IP20 IP44 0,5

76 x 105

**OPTIONS**
**LED** SOLUTION PAG TEC 8

# DEEP RINGO S



WIRELESS CONTROL Suitable for all dimmable luminaires. CTRL DELTA R

TECHNICAL DATA ▸ PAG TEC 4

## DEEP RINGO S LED S1

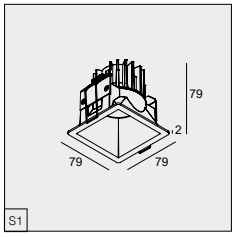


| 3000K / CRI>90 | 2700K / CRI>90 | 2700-1800K / CRI>90 |
|---|---|---|
| LED [H] 7,1W / 805lm / 350mA<br>LED [H] 10,4W / 1118lm / 500mA | LED [H] 7,1W / 773lm / 350mA<br>LED [H] 10,4W / 1073lm / 500mA | LED [S] 9,5W / 760lm / 650mA |
| 33° | 33° | 40° |
| **202 28 811 932** ◇ | **202 28 811 922** ◇ | **202 28 1902** ◇ |
| ◇ B / W | | |

0,3 IP20 IP43

75 x 75 x 90 / max.25

**REQUIREMENTS**
LED POWER SUPPLY 350-500mA-DC / DIM
LED POWER SUPPLY 650mA-DC / SOFT DIM

**OPTIONS**
PLASTERKIT 161 ▸ **207 01 161**
or
CONCRETE BOX 161 ▸ **270 11 161**
or
MOUNTING KIT 75 ▸ **202 00 75**

## DEEP RINGO S LED S2

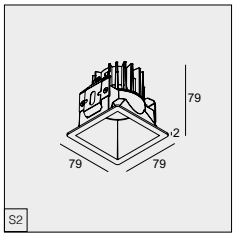


| 3000K / CRI>90 | 2700K / CRI>90 | 2700-1800K / CRI>90 |
|---|---|---|
| LED [H] 7,1W / 805lm / 350mA<br>LED [H] 10,4W / 1118lm / 500mA | LED [H] 7,1W / 773lm / 350mA<br>LED [H] 10,4W / 1073lm / 500mA | LED [S] 9,5W / 760lm / 650mA |
| 33° | 33° | 40° |
| **202 282 811 932** ◇ | **202 282 811 922** ◇ | **202 282 1902** ◇ |
| ◇ B / W | | |

0,3 IP20 IP43

75 x 75 x 90

**REQUIREMENTS**
LED POWER SUPPLY 350-500mA-DC / DIM
LED POWER SUPPLY 650mA-DC / SOFT DIM

**OPTIONS**
PLASTERKIT 161 ▸ **207 01 161**
or
CONCRETE BOX 161 ▸ **270 11 161**
or
MOUNTING KIT 75 ▸ **202 00 75**

# RINGO



WIRELESS CONTROL
Suitable for all dimmable luminaires.
CTRL DELTA R
TECHNICAL DATA ▶ PAG TEC 4

## RINGO LED

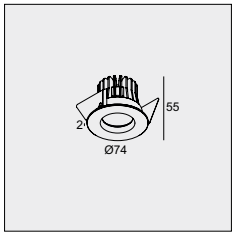


| 3000K / CRI>90 | 2700K / CRI>90 |
|---|---|
| LED [D] 6,4W / 587lm / 350mA | LED [D] 6,4W / 587lm / 350mA |
| 40° | |
| **415 223 933** ◇ | **415 223 923** ◇ |
| ◇ W / B | |
| III 0,2 IP43 | |

67 x 60 / min.5

**REQUIREMENTS**
LED POWER SUPPLY 350mA-DC / DIM

**ACCESSORIES**
MINI REO HONEYCOMB / LENS / GLASS

## RINGO LED IP

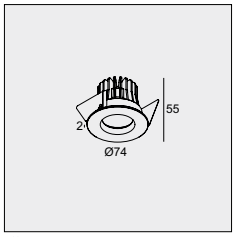


| 3000K / CRI>90 | 2700K / CRI>90 |
|---|---|
| LED [D] 6,4W / 587lm / 350mA | LED [D] 6,4W / 587lm / 350mA |
| 40° | |
| **415 225 933** ◇ | **415 225 923** ◇ |
| ◇ W / B | |
| III 0,2 IP44 | |

67 x 60 / min.5

**REQUIREMENTS**
LED POWER SUPPLY 350mA-DC / DIM

**ACCESSORIES**
MINI REO HONEYCOMB / LENS / GLASS

## RINGO

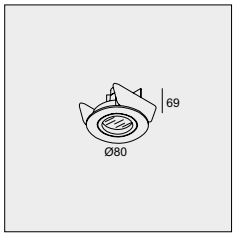


| |
|---|
| QR-C51 max.35W<br>QR-CBC51 max.35W |
| **202 01 13** ◇ |
| ◇ W |
| GX5.3 / 12V |
| III 0,1 IP20 0,5 |

70 x 70

**OPTIONS**
TRANSFO 50W ▶ **200 46 06**
TRANSFO 100W ▶ **200 46 10**
**LED** SOLUTION PAG TEC 8

## RINGO HI

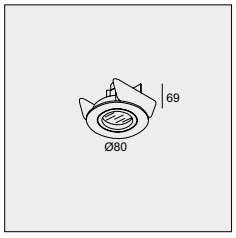


| |
|---|
| 1 x QPAR51 max.50W |
| **202 01 1310** ◇ |
| ◇ ALU / W (max. 35W) |
| GU10 / 100-240V / 50-60Hz |
| 0,1 IP20 0,5 |

70 x 70

**OPTIONS**
**LED** SOLUTION PAG TEC 8

# CIRCLE



## CIRCLE LED

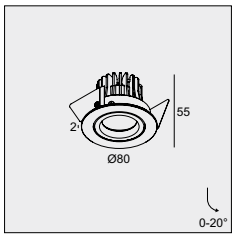


| 3000K / CRI>90 | 2700K / CRI>90 |
|---|---|
| LED [D] 6,4W / 587lm / 350mA | LED [D] 6,4W / 587lm / 350mA |
| 40° | |
| **415 224 933** ◇ | **415 224 923** ◇ |
| ◇ W / B | |
| III 0,3 IP23 | |

70 x 65 / min.5mm

**REQUIREMENTS**
LED POWER SUPPLY 350mA-DC / DIM

**ACCESSORIES**
MINI REO HONEYCOMB / LENS / GLASS

## CIRCLE

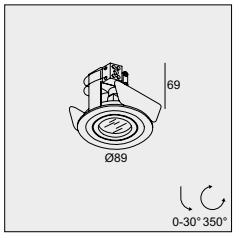


| |
|---|
| QR-C51 max.35W<br>QR-CBC51 max.35W |
| **202 01 10** ◇ |
| ◇ W |
| GX5.5.3 / 12V |
| III 0,1 IP20 0,5 |

82 x 70

**OPTIONS**
TRANSFO 50W ▸ **200 46 06**
TRANSFO 100W ▸ **200 46 10**
**LED** SOLUTION PAG TEC 8

## CIRCLE HI

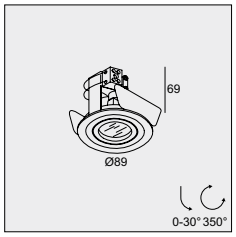


| |
|---|
| 1 x QPAR51 max.50W |
| **202 01 1010** ◇ |
| ◇ ALU / W (max. 35W) |
| GU10 / 100-240V / 50-60Hz |
| 0,1 IP20 0,5 |

82 x 70

**OPTIONS**
**LED** SOLUTION PAG TEC 8







DECANCQ-OTTE ARCHITECTEN



DECANCQ-OTTE ARCHITECTEN



ARCHITECT ALEXANDER MOON KIM



ARCHITECT NICOLAS DERVICHIAN / PROJECT GHELAMCO



MANIA-K



# TWENTY-7

PLEASE FIND THE OTHER MEMBERS
▼ OF THIS FAMILY ▼



**INTERIOR**
CEILING SURFACE

WIRELESS CONTROL CTRL DELTA R
Suitable for all dimmable luminaires.
**TECHNICAL DATA** ▸ PAG TEC 4

## TWENTY-7 TRIMLESS

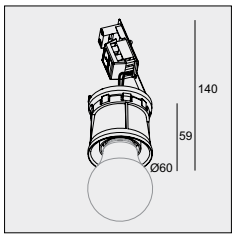


1 x A60 max.20W

**415 35 00**

INCL.1 x SPY TUBE B
E27Ls / 100-240V / 50-60Hz

0,2 IP20

ØKIT x 100

**REQUIREMENTS**
MOUNTING KIT R60 TRIMLESS O.F.A. ▸ **415 91 60**

**OPTIONS**
SPY TUBE ◇ ▸ **414 01 00** FBR / FG / MMAT / SG / W
**LED** SOLUTION PAG TEC 8

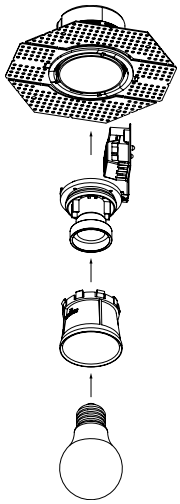




T.ZED ARCHITECTS // PHOTOGRAPHY: JULIET DUNNE



# YOU-TURN

reddot design award
winner

GOOD DESIGN award

Delta'11
Awards
Silver
Delta



PLEASE FIND THE OTHER MEMBERS
▼ OF THIS FAMILY ▼



**INTERIOR**
CEILING SURFACE



**INTERIOR**
TRACK

WIRELESS CONTROL CTRL DELTA R
Suitable for all dimmable luminaires.
TECHNICAL DATA ▸ PAG TEC 4

## YOU-TURN

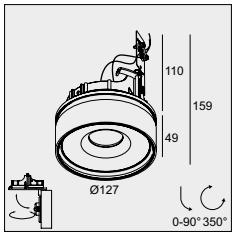


121 x 110 / max.30

| 3000K / CRI>90 | | 2700K / CRI>90 | | 2700-1800K / CRI>90 |
|---|---|---|---|---|
| LED [H] 7,1W / 805lm / 350mA<br>LED [H] 10,4W / 1118lm / 500mA | | LED [H] 7,1W / 773lm / 350mA<br>LED [H] 10,4W / 1073lm / 500mA | | LED [S] 9,5W / 760lm / 650mA |
| 33° | 50° | 33° | 50° | 40° |
| **313 01 811 932** ◇ | **313 01 811 933** ◇ | **313 01 811 922** ◇ | **313 01 811 923** ◇ | **313 01 1902** ◇ |
| ◇ W-B | | | | |
| 0,7 IP20 | | | | |

**REQUIREMENTS**
LED POWER SUPPLY 350-500mA-DC / DIM
LED POWER SUPPLY 650mA-DC / SOFT DIM

**OPTIONS**
PLASTERKIT 185 ▸ **207 01 185**

## YOU-TURN 20

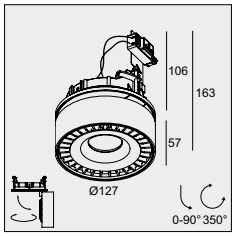


121 x 110 / max.30

| 3000K / CRI>90 | | 2700K / CRI>90 | |
|---|---|---|---|
| LED [J] 16,8W / 2075lm / 500mA<br>LED [J] 24,3W / 2862lm / 700mA | | LED [J] 16,8W / 2000lm / 500mA<br>LED [J] 24,3W / 2759lm / 700mA | |
| 33° | 50° | 33° | 50° |
| **313 010 21 932** ◇ | **313 010 21 933** ◇ | **313 010 21 922** ◇ | **313 010 21 923** ◇ |
| ◇ W-B | | | |
| 0,8 IP20 | | | |

**REQUIREMENTS**
LED POWER SUPPLY 500-700mA-DC/ DIM

**OPTIONS**
PLASTERKIT 185 ▸ **207 01 185**

## YOU-TURN 111

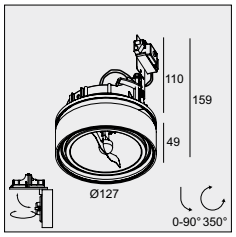


121 x 110 / max.30

| |
|---|
| 1 x QR-LP111 max.75W |
| **313 01 12** ◇ |
| ◇ W-B |
| G53 / 12V |
| 0,6 IP20 1,0 |

**OPTIONS**
PLASTERKIT 185 ▸ **207 01 185**
TRANSFO 50W ▸ **200 46 06**
or
TRANSFO 100W ▸ **200 46 10**



NERO ARCHITECTEN



HENK PUPAERT ENGINEERING



KEUKENS FIERENS


IDEAL PROJECTS

# SPY
# OVERVIEW



Minimalism, functionality and versatility are the key terms to describe this extensive collection. The Spy was designed to meet multiple lighting requirements, an ideal solution for accent lighting in residential or commercial spaces. The range features low to high lumen packages, narrow to wide beam options, recessed to surface mounted and track applications, different colour finishes and combinations, and can be equipped with multiple light refining accessories.

**MICROSPY**
This miniature range offers fix and adjustable luminaires, with and without trim, in a spot or flood beam angle. Similar to the (Mini)Grid In range, the trimless versions of Microspy make use of the Snap-In principle, facilitating installation as the frame can be placed in advance and light modules can be added in a finishing stage.

**MINISPY**
As accent light, Minispy is at its best when installed in clusters or in a playful composition. The patented Ex-centric Rotation System of the You-Turn has been miniaturised to be used into this Minispy luminaire. One smooth movement is sufficient to both tilt and rotate the luminaire, resulting in a playful miniature accent light.

**MIDISPY**
Compact in design, complete in functionality. Its slender body may not allow for accessories to be added, nevertheless Midispy is one of the most elaborate members of the family thanks to its multiple lumen packages, beam angles and mounting opportunities. As recessed solution, Midispy comes in many appearances. The Trimless version can serve both as a downlighter or as an adjustable spotlight, as the body can either be completely hidden into the ceiling or fully visible to aim it wherever you want. Similar as Minispy, Midispy In uses the Ex-centric Rotation System for tilting and rotating whereas Midispy JAC offers a plug and play solution together with the jackpoint of your choice.

**SPY**
Containing a more powerful LED engine than Midispy, Spy has the same elegant ratio of diameter versus length. Combined with the Ex-centric Rotation System to swivel around, Spy presents itself like a curious object peeking from the ceiling, able to spy up to 350° around the room. To complete the family, a Soft Dim version offers the cosy feeling of halogen when dimming down, changing the colour temperature into a warm glow of light.

**www.deltalight.com/spy**

| | | **MICRO** | | **MINI** | **MIDI** | **SPY** | | | | **MAXI** | |
|---|---|---|---|---|---|---|---|---|---|---|---|
| | | LED<br>380 - 774 lm | | LED<br>120 - 168 lm | LED<br>425 - 755 lm | LED<br>743 - 1995 lm | | | | LED<br>2653 - 5405 lm | |
| | | MICROSPY 27 | MICROSPY 39 | MINISPY | MIDSPY | SPY | SPY HP | FOCUS | SPY 66 | MAXISPY | MAXISPY 95 |
| | | Ø 27 mm | Ø 39 mm | Ø 28 mm | Ø 45 mm | Ø 62 mm | Ø 62 mm | Ø 62 mm | Ø 66 mm | Ø 90 mm | Ø 95 mm |
| | TRIMLESS |  | | |  |  | | | | | |
| | TRIM |  | |  |  |  | | | | | |
| | | | | | ✓ | ✓ | ✓ | ✓ | | ✓ | |
| | | | ✓ | | ✓ | ✓ | ✓ | ✓ | | | |
| TRACK | | | | | | | | ✓ | ✓ | ✓ | ✓ |
| PRO | | ✓ | ✓ | ✓ | ✓ | ✓ | ✓ | ✓ | ✓ | | |

NEW

# MICROSPY TRIMLESS







MICRO SNAP-IN + MICRO VISOR

WIRELESS CONTROL CTRL DELTA R
Suitable for all dimmable luminaires.
TECHNICAL DATA ▸ PAG TEC 4

## MICRO SNAP-IN

NEW

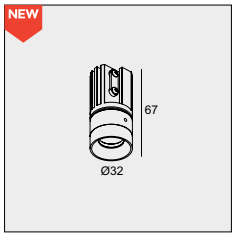


| 3000K / CRI>90 | | 2700K / CRI>90 | |
|---|---|---|---|
| LED [E] 4,1W / 380lm / 350mA | | LED [E] 4,1W / 355lm / 350mA | |
| 15° | 30° | 15° | 30° |
| **24113 9310** ◇ | **24113 9320** ◇ | **24113 9210** ◇ | **24113 9220** ◇ |
| ◇ B / W | | | |
| 0,1 IP20 | | | |

**REQUIREMENTS**
MOUNTING KIT TRIMLESS MICROSPY IN ▸ **15212 2040**
LED POWER SUPPLY 350mA-DC / DIM

**ACCESSORIES**
MICRO VISOR

## MICRO OK SNAP-IN

NEW

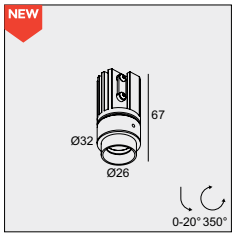


| 3000K / CRI>90 | | 2700K / CRI>90 | |
|---|---|---|---|
| LED [E] 4,1W / 380lm / 350mA | | LED [E] 4,1W / 355lm / 350mA | |
| 15° | 30° | 15° | 30° |
| **24112 9310** ◇ | **24112 9320** ◇ | **24112 9210** ◇ | **24112 9220** ◇ |
| ◇ B / W | | | |
| 0,1 IP20 | | | |

**REQUIREMENTS**
MOUNTING KIT TRIMLESS MICROSPY IN OK ▸ **15212 2020**
LED POWER SUPPLY 350mA-DC / DIM

**ACCESSORIES**
MICRO VISOR

## MOUNTING KIT TRIMLESS MICROSPY IN

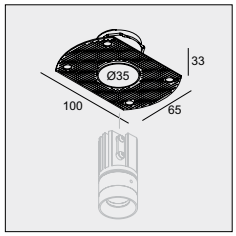


48 x 75

**15212 2040**

0,1

## MOUNTING KIT TRIMLESS MICROSPY IN OK

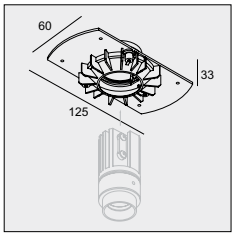


68 x 75 / max.12

**15212 2020**

0,1

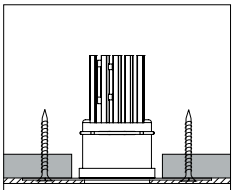

MICRO SNAP-IN + MOUNTING KIT TRIMLESS MICROSPY IN

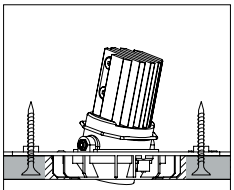

MICRO OK SNAP-IN + MOUNTING KIT TRIMLESS MICROSPY IN OK

NEW

# MICROSPY IN



MICROSPY IN OK + MICRO VISOR

WIRELESS CONTROL Suitable for all dimmable luminaires. CTRL DELTA R

TECHNICAL DATA ▶ PAG TEC 4

## MICROSPY IN

NEW

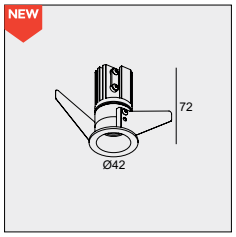


| 3000K / CRI>90 | | 2700K / CRI>90 | |
|---|---|---|---|
| LED [E] 4,1W / 380lm / 350mA | | LED [E] 4,1W / 355lm / 350mA | |
| 15° | 30° | 15° | 30° |
| **24110 9310** ◇ | **24110 9320** ◇ | **24110 9210** ◇ | **24110 9220** ◇ |
| ◇ B / W | | | |

0,1 IP20

36 x 75 / min.2-max.25

**REQUIREMENTS**
LED POWER SUPPLY 350mA-DC / DIM

## MICROSPY IN OK

NEW

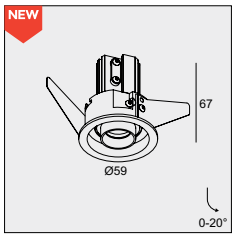


| 3000K / CRI>90 | | 2700K / CRI>90 | |
|---|---|---|---|
| LED [E] 4,1W / 380lm / 350mA | | LED [E] 4,1W / 355lm / 350mA | |
| 15° | 30° | 15° | 30° |
| **24111 9310** ◇ | **24111 9320** ◇ | **24111 9210** ◇ | **24111 9220** ◇ |
| ◇ B / W | | | |

0,1 IP20

54 x 75 / min.2-max.25

**REQUIREMENTS**
LED POWER SUPPLY 350mA-DC / DIM

**ACCESSORIES**
MICRO VISOR

# MINISPY

PATENTED EX-CENTRIC ROTATION SYSTEM®

play.deltalight.com/ers



WIRELESS CONTROL
Suitable for all dimmable luminaires.
CTRL DELTA R

**TECHNICAL DATA** ▶ PAG TEC 4

## MINISPY

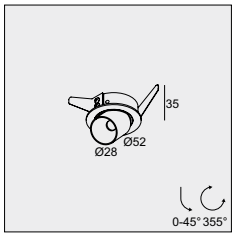


| |
|---|
| 3000K / CRI>80 |
| LED [A] 1,1W / 120lm / 350mA<br>LED [A] 1,6W / 168lm / 500mA |
| 19° |
| **414 13 839** ◇ |
| ◇ W-W |
| III 0,1 IP20 |

46 x 40 / max.25

**REQUIREMENTS**
LED POWER SUPPLY 350-500mA-DC / DIM

NEW

# MIDISPY

PATENTED EX-CENTRIC ROTATION SYSTEM®

play.deltalight.com/ers







MIDISPY TRIMLESS IN

WIRELESS CONTROL CTRL DELTA R
Suitable for all dimmable luminaires.
TECHNICAL DATA ▸ PAG TEC 4

## MIDISPY TRIMLESS IN

NEW

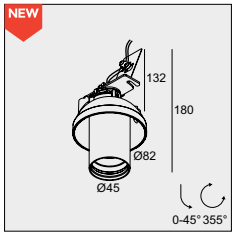


| 3000K / CRI>80 | 3000K / CRI>90 | 2700K / CRI>80 | 2700K / CRI>90 |
|---|---|---|---|
| LED [C] 4,1W / 420lm / 350mA | LED [D] 6,4W / 587lm / 350mA | LED [C] 4,1W / 420lm / 350mA | LED [D] 6,4W / 587lm / 350mA |
| 20° | 40° | 20° | 40° |
| **414 212 832** ◇ | **414 211 933** ◇ | **414 212 822** ◇ | **414 211 923** ◇ |
| ◇ B / W | | | |
| 0,3 IP20 | | | |

ØKIT x 80

**REQUIREMENTS**
MOUNTING KIT MIDISPY TRIMLESS O.F.A. ▸ **15212 2030**
MIDISPY TUBE ◇ ▸ **414 03 00** B / FBR / FG / MMAT / SG / W
LED POWER SUPPLY 350mA-DC / DIM

## MIDISPY ST

NEW

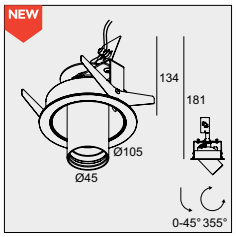


| 3000K / CRI>80 | 3000K / CRI>90 | 2700K / CRI>80 | 2700K / CRI>90 |
|---|---|---|---|
| LED [C] 4,1W / 420lm / 350mA | LED [D] 6,4W / 587lm / 350mA | LED [C] 4,1W / 420lm / 350mA | LED [D] 6,4W / 587lm / 350mA |
| 20° | 40° | 20° | 40° |
| **414 232 832** ◇ | **414 231 933** ◇ | **414 232 822** ◇ | **414 231 923** ◇ |
| ◇ W-W | | | |
| 0,6 IP20 | | | |

98 x 80 / max.25

**REQUIREMENTS**
MIDISPY TUBE ◇ ▸ **414 03 00** B / FBR / FG / MMAT / SG / W
LED POWER SUPPLY 350mA-DC / DIM

# MIDISPY TRIMLESS

PATENTED EX-CENTRIC ROTATION SYSTEM®

play.deltalight.com/ers



WIRELESS CONTROL
Suitable for all dimmable luminaires.
CTRL DELTA R

TECHNICAL DATA ▸ PAG TEC 4

## MIDISPY TRIMLESS

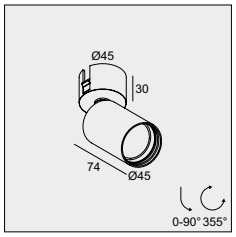


| 3000K / CRI>80 | 3000K / CRI>90 | 2700K / CRI>80 | 2700K / CRI>90 |
|---|---|---|---|
| LED [C] 4,1W / 420lm / 350mA | LED [D] 6,4W / 587lm / 350mA | LED [C] 4,1W / 420lm / 350mA | LED [D] 6,4W / 587lm / 350mA |
| 20° | 40° | 20° | 40° |
| **414 222 832** ◇ | **414 221 933** ◇ | **414 222 822** ◇ | **414 221 923** ◇ |
| ◇ B / W | | | |

0,2 IP20

ØKIT x 130

**REQUIREMENTS**
MOUNTING KIT MIDISPY TRIMLESS ▸ **414 90 02**
MIDISPY TUBE ◇ ▸ **414 03 00** B / FBR / FG / MMAT / SG / W
LED POWER SUPPLY 350mA-DC / DIM


MIDISPY TRIMLESS W









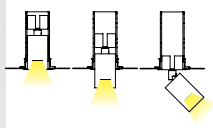

# SPY

PATENTED EX-CENTRIC ROTATION SYSTEM®

play.deltalight.com/ers







SPY ST W-W + SPY TUBE B

WIRELESS CONTROL Suitable for all dimmable luminaires. CTRL DELTA R

TECHNICAL DATA ▸ PAG TEC 4

## SPY TRIMLESS

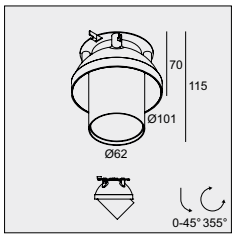


| 3000K / CRI>90 | 2700K / CRI>90 | 2700-1800K / CRI>90 |
|---|---|---|
| LED [H] 7,1W / 805lm / 350mA<br>LED [H] 10,4W / 1118lm / 500mA | LED [H] 7,1W / 773lm / 350mA<br>LED [H] 10,4W / 1073lm / 500mA | LED [S] 9,5W / 760lm / 650mA |
| 33° | | 40° |
| **414 31 811 932** ◇ | **414 31 811 922** ◇ | **414 31 1902** ◇ |
| ◇ B / W | | |
| 0,7 IP20 | | |

ØKIT x 80

**REQUIREMENTS**
MOUNTING KIT R102 TRIMLESS O.F.A. ▸ **15212 2010**
SPY TUBE ◇ ▸ **414 01 00** B / FBR / FG / MMAT / SG / W
LED POWER SUPPLY 350-500mA-DC / DIM
LED POWER SUPPLY 650mA-DC / SOFT DIM

**ACCESSORIES**
HONEYCOMB / LENS / GLASS 50

## SPY ST

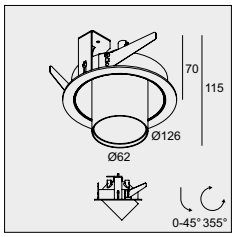


| 3000K / CRI>90 | 2700K / CRI>90 | 2700-1800K / CRI>90 |
|---|---|---|
| LED [H] 7,1W / 805lm / 350mA<br>LED [H] 10,4W / 1118lm / 500mA | LED [H] 7,1W / 773lm / 350mA<br>LED [H] 10,4W / 1073lm / 500mA | LED [S] 9,5W / 760lm / 650mA |
| 33° | | 40° |
| **414 33 811 932** ◇ | **414 33 811 922** ◇ | **414 33 1902** ◇ |
| ◇ W-W | | |
| 0,7 IP20 | | |

114 x 80 / max.25

**REQUIREMENTS**
SPY TUBE ▸ **414 01 00** B / FBR / FG / MMAT / SG / W
LED POWER SUPPLY 350-500mA-DC / DIM
LED POWER SUPPLY 650mA-DC / SOFT DIM

**ACCESSORIES**
HONEYCOMB / LENS / GLASS 50

SPY TRIMLESS +
MOUNTING KIT R102 TRIMLESS OFA IN CONCRETE

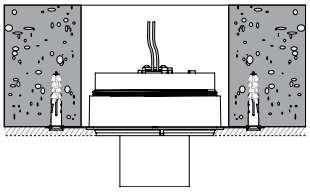


WWW.SAAI.CO


WWW.SAAL.CO



INTERIOR DESIGN: ATELIER(S) ALFONSO FEMIA // LIGHTING DESIGN IN-VISIBLE LAB







INTERIOR DESIGN: ATELIER(S) ALFONSO FEMIA // LIGHTING DESIGN IN-VISIBLE LAB

# SPLITBOX

GOOD DESIGN award



WIRELESS CONTROL CTRL DELTA R
Suitable for all dimmable luminaires.
TECHNICAL DATA ▶ PAG TEC 4

## SPLITBOX SPY

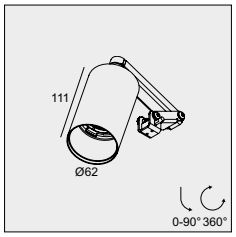


| 3000K / CRI>90 | | 2700K / CRI>90 | |
|---|---|---|---|
| LED [H] 7,1W / 805lm / 350mA<br>LED [H] 10,4W / 1118lm / 500mA | | LED [H] 7,1W / 773lm / 350mA<br>LED [H] 10,4W / 1073lm / 500mA | |
| 18° | 33° | 18° | 33° |
| **417 371 811 931** ◇ | **417 371 811 932** ◇ | **417 371 811 921** ◇ | **417 371 811 922** ◇ |
| ◇ B / W | | | |
| 0,5 IP20 | | | |

**REQUIREMENTS**
SPLITBOX 2 / 3
SPY TUBE ◇ ▶ **414 01 00 B / FBR / FG / MMAT / SG / W**
LED POWER SUPPLY 350-500mA-DC / DIM

**ACCESSORIES**
HONEYCOMB / LENS / GLASS 50

## SPLITBOX SPY FOCUS LP

NEW

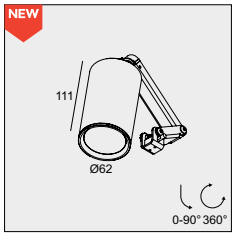


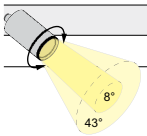


| 3000K / CRI>90 | 2700K / CRI>90 |
|---|---|
| LED [Q] 5,9W / 649lm / 350mA<br>LED [Q] 8,7W / 896lm / 500mA | LED [Q] 5,9W / 606lm / 350mA<br>LED [Q] 8,7W / 837lm / 500mA |
| 8-43° | |
| **19723 9300** ◇ | **19723 9200** ◇ |
| ◇ B / W | |
| 0,5 IP20 | |

**REQUIREMENTS**
SPLITBOX 2 / 3
LED POWER SUPPLY 350-500mA-DC / DIM

## SPLITBOX RB50 Hi

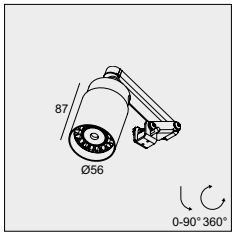


| |
|---|
| QPAR51 max.35W |
| **417 61 00** ◇ |
| ◇ B / W |
| GU10 / 100-240V / 50-60Hz |
| 0,4 IP20 0,5 |

**REQUIREMENTS**
SPLITBOX 2 / 3

**OPTIONS**
LED SOLUTION PAG TEC 8

**ACCESSORIES**
HONEYCOMB / LENS / GLASS 50

## SPLITBOX 2

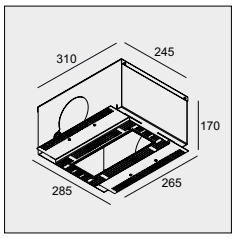


275 x 150 x 180 / max.12

**417 00 02** ◇

◇ B

5,2

max.2 SPLITBOX SPY / RB

## SPLITBOX 3

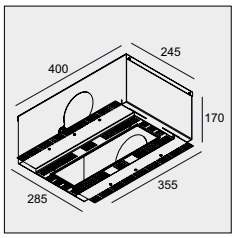


365 x 150 x 180 / max.12

**417 00 03** ◇

◇ B

6,3

max.3 SPLITBOX SPY / RB

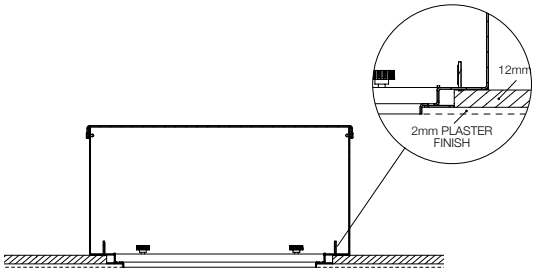


OBUMEX







INTERIOR DESIGN: PIETER VANRENTERGHEM

# HOLE IN ONE





HOLE IN ONE S15

## PUT MAGNETIC 20°

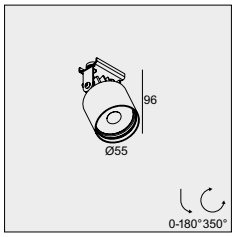


| 3000K / CRI>90 | 2700K / CRI>90 |
|---|---|
| LED [H] 7,1W / 805lm / 350mA<br>LED [H] 10,4W / 1118lm / 500mA | LED [H] 7,1W / 773lm / 350mA<br>LED [H] 10,4W / 1073lm / 500mA |
| 20° | |
| **202 911 811 939** | **202 911 811 929** |

0,2 IP20

**REQUIREMENTS**
HOLE IN ONE R15 / S15
LED POWER SUPPLY 350-500mA-DC / DIM

**ACCESSORIES**
CONE PUT LED / HONEYCOMB 50

## PUT MAGNETIC 6°

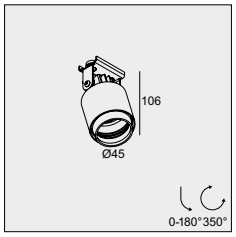


| 3000K / CRI>90 | 2700K / CRI>90 |
|---|---|
| LED [F] 3,2W / 319lm / 1050mA | LED [F] 3,2W / 280lm / 1050mA |
| 6° | |
| **202 913 939** | **202 913 929** |

0,2 IP20

**REQUIREMENTS**
HOLE IN ONE R15 / S15
LED POWER SUPPLY 1050mA-DC

## PUT CENTER 20°

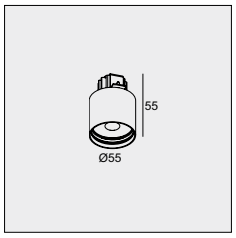


| 3000K / CRI>90 | 2700K / CRI>90 |
|---|---|
| LED [H] 7,1W / 805lm / 350mA<br>LED [H] 10,4W / 1118lm / 500mA | LED [H] 7,1W / 773lm / 350mA<br>LED [H] 10,4W / 1073lm / 500mA |
| 20° | |
| **202 912 811 939** | **202 911 811 929** |

0,2 IP20

**REQUIREMENTS**
HOLE IN ONE R15 / S15
LED POWER SUPPLY 350-500mA-DC / DIM

**ACCESSORIES**
CONE PUT LED / HONEYCOMB 50

## PUT CENTER 6°

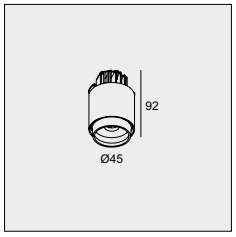


| 3000K / CRI>90 | 2700K / CRI>90 |
|---|---|
| LED [F] 3,2W / 319lm / 1050mA | LED [F] 3,2W / 280lm / 1050mA |
| 6° | |
| **202 914 939** | **202 914 929** |

0,2 IP20

**REQUIREMENTS**
HOLE IN ONE R15 / S15
LED POWER SUPPLY 1050mA-DC

## HOLE IN ONE R15

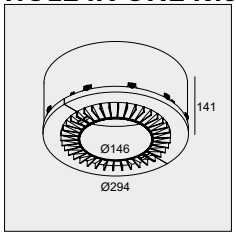


222 x 145 +
(50 for PUT CENTER)
max.12

**202 91 97 01**

5,2

max.6 PUT LED 350-1050mA-DC
max.4 PUT LED 500mA-DC

## HOLE IN ONE S15

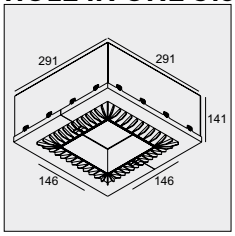


222 x 222 x 145 +
(50 for PUT CENTER)
max.12

**202 91 97 11**

6,3

max.6 PUT LED 350-1050mA-DC
max.4 PUT LED 500mA-DC



PUT LED

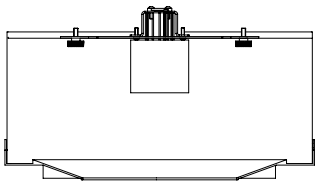

HOLE IN ONE S15 LED + PUT LED CENTER

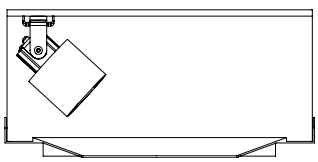

HOLE IN ONE S 15 LED + PUT LED MAGNETIC

NEW

# HOLE IN ONE S





PUT S6

WIRELESS CONTROL
Suitable for all dimmable luminaires.
CTRL DELTA R

TECHNICAL DATA ▶ PAG TEC 4

## PUT S6 MAGNETIC

NEW

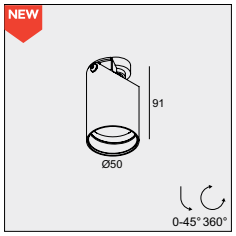


| 3000K / CRI>90 | | 2700K / CRI>90 | |
|---|---|---|---|
| LED [H] 7,1W / 805lm / 350mA<br>LED [H] 10,4W / 1118lm / 500mA | | LED [H] 7,1W / 773lm / 350mA<br>LED [H] 10,4W / 1073lm / 500mA | |
| 24° | 40° | 24° | 40° |
| **12817 9320** | **12817 9330** | **12817 9220** | **12817 9230** |

0,2 IP20

**REQUIREMENTS**
HOLE IN ONE S6 / S8
LED POWER SUPPLY 350-500mA-DC / DIM

**ACCESSORIES**
PUT S6 HONEYCOMB / SOFTENING LENS

## PUT S8 MAGNETIC

NEW

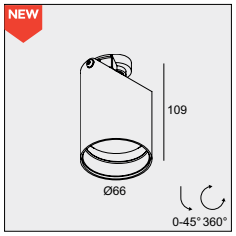


| 3000K / CRI>90 | | | 2700K / CRI>90 | | |
|---|---|---|---|---|---|
| LED [H] 7,1W / 805lm / 350mA<br>LED [H] 10,4W / 1118lm / 500mA<br>LED [H] 15W / 1504lm / 700mA | | | LED [H] 7,1W / 773lm / 350mA<br>LED [H] 10,4W / 1073lm / 500mA<br>LED [H] 15W / 1444lm / 700mA | | |
| 15° | 25° | 35° | 15° | 25° | 35° |
| **12819 9310** | **12819 9320** | **12819 9330** | **12819 9210** | **12819 9220** | **12819 9230** |

0,3 IP20

**REQUIREMENTS**
HOLE IN ONE S8
LED POWER SUPPLY 350-500-700mA-DC / DIM

**ACCESSORIES**
SPY 66 HONEYCOMB / SOFTENING LENS (ONLY 350-500mA-DC) / GLASS

## HOLE IN ONE S6

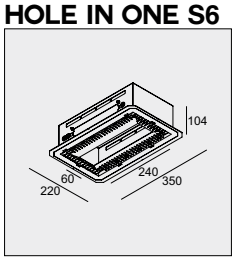


310 x 170 x 105

**12816 0000**

1,3

max.3 PUT S6

## HOLE IN ONE S8

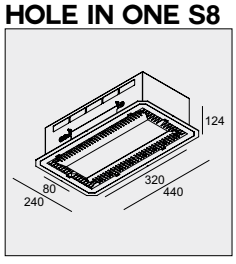


390 x 190 x 125

**12818 0000**

1,9

max.3 PUT S6 / S8






SCOTCH
GAMBIT



# DOT.COM
# OVERVIEW



First introduced in 2004 as a single LED luminaire, upscaled in 2008 as a multiple LED luminaire with 4 or 6 LED dots, implemented in the profile section in 2010 as a module with 4 or 6 LEDs, the history of Dot.Com within the Delta Light® range goes way back.
With LEDs being utterly functional and performant nowadays, Dot.Com is up to its second revival, coming as a complete family of luminaires with multiple LED dots to create the most discreet, yet highly functional light settings.

**DOT.COM S**
The Small version only needs 25mm of width, a nearly invisible appearance yet with visible impact.

**DOT.COM M**
The Medium range includes an adjustable version with trim and a trimless solution. The adjustable Dot.Com M - with tilting possibility up to 30° - is ideal for instance to emphasize an artwork on the wall.
The specific design of the trimless luminaire grants the opportunity to install it either completely into the ceiling or semi-recessed, to evoque more expression into the room.

**DOT.COM L**
With an output up to 12W per luminaire, the Large range is the most powerful within the Dot.Com series. It comes in both recessed and surface mounted versions.

Furthermore, Dot.Com is not only limited to spotlight beam angles, it also has linear wallwashers in its range for a soft, even light effect on vertical surfaces. These come as single luminaires, as modules to fit in the magnetic profiles and as a bespoke trimless profile solution, perfect to adapt the light to your specific desires.

**www.deltalight.com/dotcom**

| | | | **S** | **M** | **L** | **WALLWASH** |
|---|---|---|---|---|---|---|
| | | | LED<br>303 - 606 lm | LED<br>628 lm | LED<br>420 - 1092 lm | LED<br>1000 - 3000 lm |
| | | |  |  |  | |
| | TRIMLESS | FIX | |  | | |
| | TRIM | FIX |  | |  |  |
| | | ADJUSTABLE | |  | | |
| | ON | | | | ✓ | ✓ |
| PRO | MAGNETIC | | | ✓ | ✓ | ✓ |

NEW

# DOT.COM S ST


W-B


B-B

WIRELESS CONTROL
Suitable for all dimmable luminaires.
CTRL DELTA R
TECHNICAL DATA ▶ PAG TEC 4

## DOT.COM S3 ST

NEW

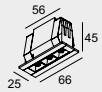


| 3000K / CRI>90 | | 2700K / CRI>90 | |
|---|---|---|---|
| LED CLUSTER 3W / 303lm / 350mA | | LED CLUSTER 3W / 294lm / 350mA | |
| 34° | 59° | 34° | 59° |
| **424 211 03 932** ◇ | **424 211 03 933** ◇ | **424 211 03 922** ◇ | **424 211 03 923** ◇ |

◇ B-B / W-B

III 0,2 IP20

UGR <16

58 x 20 x 50 / min.8

**REQUIREMENTS**
LED POWER SUPPLY 350mA-DC / DIM

## DOT.COM S6 ST

NEW

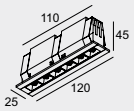


| 3000K / CRI>90 | | 2700K / CRI>90 | |
|---|---|---|---|
| LED CLUSTER 6W / 606lm / 350mA | | LED CLUSTER 6W / 588lm / 350mA | |
| 34° | 59° | 34° | 59° |
| **424 211 06 932** ◇ | **424 211 06 933** ◇ | **424 211 06 922** ◇ | **424 211 06 923** ◇ |

◇ B-B / W-B

III 0,3 IP20

UGR <16

112 x 20 x 50 / min.8

**REQUIREMENTS**
LED POWER SUPPLY 350mA-DC / DIM

NEW

# DOT.COM M





WIRELESS CONTROL CTRL DELTA R
Suitable for all dimmable luminaires.
TECHNICAL DATA ▸ PAG TEC 4

## DOT.COM M4 TRIMLESS

NEW

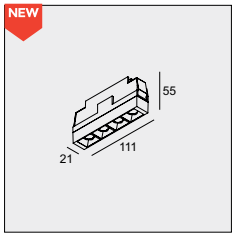


| 3000K / CRI>90 | | | 2700K / CRI>90 | | |
|---|---|---|---|---|---|
| LED CLUSTER 5,6W / 628lm / 500mA | | | LED CLUSTER 5,6W / 612lm / 500mA | | |
| 14° | 33° | 49° | 14° | 33° | 49° |
| **424 512 04 931** ◇ | **424 512 04 932** ◇ | **424 512 04 933** ◇ | **424 512 04 921** ◇ | **424 512 04 922** ◇ | **424 512 04 923** ◇ |
| ◇ B / C / MMAT | | | | | |

0,2 IP20

UGR <16

KIT x 60

**REQUIREMENTS**
MOUNTING KIT DOT.COM M4 TRIMLESS ▸ **424 512 04 00**
LED POWER SUPPLY 500mA-DC / DIM

## DOT.COM M4 ST OK

NEW

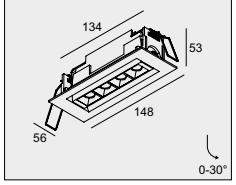


| 3000K / CRI>90 | | | 2700K / CRI>90 | | |
|---|---|---|---|---|---|
| LED CLUSTER 5,6W / 628lm / 500mA | | | LED CLUSTER 5,6W / 612lm / 500mA | | |
| 14° | 33° | 49° | 14° | 33° | 49° |
| **424 222 04 931** ◇ | **424 222 04 932** ◇ | **424 222 04 933** ◇ | **424 222 04 921** ◇ | **424 222 04 922** ◇ | **424 222 04 923** ◇ |
| ◇ B-B / B-C / B-MMAT / W-B / W-C / W-MMAT | | | | | |

0,3 IP20

UGR <16

136 x 40 x 58 / max.25

**REQUIREMENTS**
LED POWER SUPPLY 500mA-DC / DIM

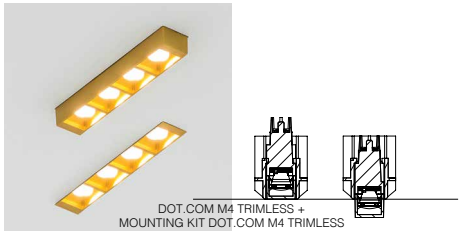

DOT.COM M4 TRIMLESS +
MOUNTING KIT DOT.COM M4 TRIMLESS



NEW

# DOT.COM L



WIRELESS CONTROL
Suitable for all dimmable luminaires.
CTRL DELTA R
**TECHNICAL DATA** ▶ PAG TEC 4

## DOT.COM L2 ST

NEW

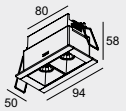


| 3000K / CRI>90 | | | 2700K / CRI>90 | | |
|---|---|---|---|---|---|
| LED CLUSTER 6,2W / 546lm / 1050mA | | | LED CLUSTER 6,2W / 530lm / 1050mA | | |
| 16° | 32° | 46° | 16° | 32° | 46° |
| **424 213 02 931** ◇ | **424 213 02 932** ◇ | **424 213 02 933** ◇ | **424 213 02 921** ◇ | **424 213 02 922** ◇ | **424 213 02 923** ◇ |
| ◇ B-B / B-C / B-MMAT / W-B / W-C / W-MMAT | | | | | |

III 0,3 IP20

UGR <16

84 x 40 x 62 / max.30

**REQUIREMENTS**
LED POWER SUPPLY 1050mA-DC / DIM

## DOT.COM L4 ST

NEW

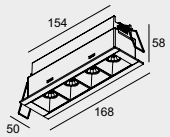


| 3000K / CRI>90 | | | 2700K / CRI>90 | | |
|---|---|---|---|---|---|
| LED CLUSTER 12,4W / 1092lm / 1050mA | | | LED CLUSTER 12,4W / 1060lm / 1050mA | | |
| 16° | 32° | 46° | 16° | 32° | 46° |
| **424 213 04 931** ◇ | **424 213 04 932** ◇ | **424 213 04 933** ◇ | **424 213 04 921** ◇ | **424 213 04 922** ◇ | **424 213 04 923** ◇ |
| ◇ B-B / B-C / B-MMAT / W-B / W-C / W-MMAT | | | | | |

III 0,4 IP20

UGR <16

158 x 40 x 62 / max.30

**REQUIREMENTS**
LED POWER SUPPLY 1050mA-DC / DIM

NEW

# DOT.COM WALLWASH



WIRELESS CONTROL CTRL DELTA R
Suitable for all dimmable luminaires.
TECHNICAL DATA ▶ PAG TEC 4

## DOT.COM L WALLWASH 02 ST HO

NEW

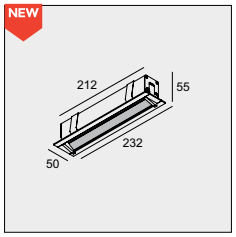


| 3000K / CRI>90 | 2700K / CRI>90 |
|---|---|
| LED CLUSTER 10W / 1000lm / 350mA | LED CLUSTER 10W / 1000lm / 350mA |
| WALLWASH | |
| **424 242 02 93** ◇ | **424 242 02 92** ◇ |
| ◇ W-B | |
| 0,5 IP20 IP43 | |

220 x 40 x 50 / min.10

**REQUIREMENTS**
LED POWER SUPPLY 350mA-DC / DIM

## DOT.COM L WALLWASH 06 ST HO

NEW

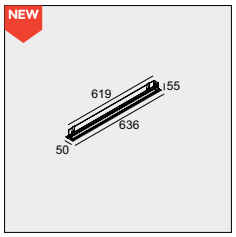


| 3000K / CRI>90 | 2700K / CRI>90 |
|---|---|
| LED CLUSTER 12,6W / 1500lm / 350mA | LED CLUSTER 12,6W / 1420lm / 350mA |
| WALLWASH | |
| **11522 9300** ◇ | **11522 9200** ◇ |
| ◇ W-B | |
| 1,4 IP20 IP43 | |

624 x 40 x 50 / min.10

**REQUIREMENTS**
LED POWER SUPPLY 350mA-DC / DIM

## DOT.COM L WALLWASH 08 ST HO

NEW

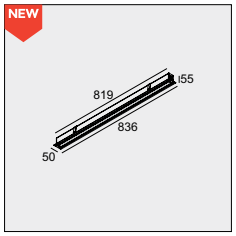


| 3000K / CRI>90 | 2700K / CRI>90 |
|---|---|
| LED CLUSTER 18,4W / 2200lm / 500mA | LED CLUSTER 18,4W / 2142lm / 500mA |
| WALLWASH | |
| **11523 9300** ◇ | **11523 9200** ◇ |
| ◇ W-B | |
| 1,8 IP20 IP43 | |

824 x 40 x 50 / min.10

**REQUIREMENTS**
LED POWER SUPPLY 500mA-DC / DIM

## DOT.COM L WALLWASH 12 ST HO

NEW

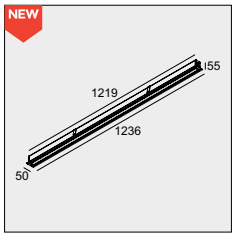


| 3000K / CRI>90 | 2700K / CRI>90 |
|---|---|
| LED CLUSTER 25,2W / 3000lm / 700mA | LED CLUSTER 25,2W / 2922lm / 700mA |
| WALLWASH | |
| **11524 9300** ◇ | **11524 9200** ◇ |
| ◇ W-B POSITION FOR INSTALLATION | |
| 2,5 IP20 IP43 | |

1224 x 40 x 50 / min.10

**REQUIREMENTS**
LED POWER SUPPLY 700mA-DC / DIM





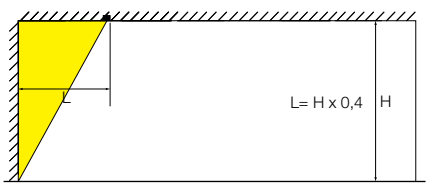


example: H=3000 mm ⟶ L= 3000 mm x 0,4 = 1200 mm

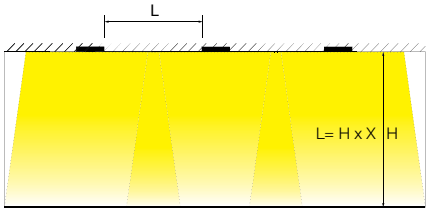


example: H=3000 mm ⟶ L= 3000 mm x 0,5 = 1500 mm

| | X |
|---|---|
| DOT.COM L WALLWASH 02 | 0,5 |
| DOT.COM L WALLWASH 06 | 0,25 |
| DOT.COM L WALLWASH 08 | 0,33 |
| DOT.COM L WALLWASH 12 | 0,5 |

**REQUIREMENTS** ▶ INFO FOLD-OUT RIGHT / **OPTIONS** ▶ INFO TECHNICAL CHAPTER / **ACCESSORIES** ▶ INFO FOLD-OUT LEFT




CENTURY
MAGNUM

# CARREE
# OVERVIEW

The Carree range is Delta Light's answer for easy-to-install, timeless and functional recessed spots, as it has been a Delta Light classic for many years.
This family of square recessed luminaires offers refined solutions for LED or halogen, either with or without trim. The straight lines in the design make a contemporary spot out of Carree, not only useful in modern architecture but also in many other applications.
Carree can be used throughout the entire project, as it also includes IP44 solutions for bathrooms and even IP65 luminaires for outdoor use.

**www.deltalight.com/carree**



| | | | | CARREE | | CARREE II | CARREE GT | |
|---|---|---|---|---|---|---|---|---|
| | | | | LED 774 - 1075 lm | HALOGEN | HALOGEN | LED 774 - 1075 lm | HALOGEN |
| INTERIOR | ■ | TRIMLESS | FIX |  | | | | |
| | | | ADJUSTABLE |  |  | | | |
| | | TRIM | FIX |  | |  |  |  |
| | | | ADJUSTABLE |  | |  | | |
| EXTERIOR | ■ | TRIM | FIX | ✓ | | | | |

# CARREE TRIMLESS





CARREE TRIMLESS OK B +
ANTI GLARE TUBE

WIRELESS CONTROL CTRL DELTA R
Suitable for all dimmable luminaires.
TECHNICAL DATA ▸ PAG TEC 4

## CARREE TRIMLESS LED

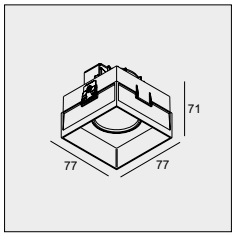


| 3000K / CRI>90 | 2700K / CRI>90 |
|---|---|
| LED [H] 7,1W / 805lm / 350mA<br>LED [H] 10,4W / 1118lm / 500mA | LED [H] 7,1W / 2700K / 773lm / 350mA<br>LED [H] 10,4W / 2700K / 1073lm / 500mA |
| 33° | |
| **202 51 811 932** ◇ | **202 51 811 922** ◇ |
| ◇ W | |
| III 0,3 IP20 IP23 | |

Ø KIT x 75

**REQUIREMENTS**
MOUNTING KIT 75 TRIMLESS ▸ **202 01 75**
or
MOUNTING KIT 75 TRIMLESS O.F.A. ▸ **202 01 75 OFA**
LED POWER SUPPLY 350-500mA-DC / DIM

## CARREE TRIMLESS LED IP

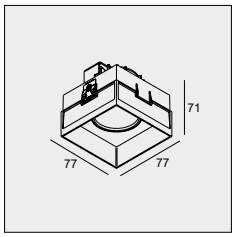


| 3000K / CRI>90 | 2700K / CRI>90 |
|---|---|
| LED [H] 7,1W / 805lm / 350mA<br>LED [H] 10,4W / 1118lm / 500mA | LED [H] 7,1W / 2700K / 773lm / 350mA<br>LED [H] 10,4W / 2700K / 1073lm / 500mA |
| 33° | |
| **202 511 811 932** ◇ | **202 511 811 922** ◇ |
| ◇ W | |
| III 0,3 IP44 | |

Ø KIT x 75

**REQUIREMENTS**
MOUNTING KIT 75 TRIMLESS ▸ **202 01 75**
or
MOUNTING KIT 75 TRIMLESS O.F.A. ▸ **202 01 75 OFA**
LED POWER SUPPLY 350-500mA-DC / DIM

## CARREE TRIMLESS OK LED

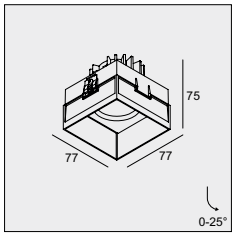


| 3000K / CRI>80 | 2700K / CRI>80 | 2700-1800K / CRI>90 SOFT DIM |
|---|---|---|
| LED [H] 7,1W / 805lm / 350mA<br>LED [H] 10,4W / 1118lm / 500mA | LED [H] 7,1W / 773lm / 350mA<br>LED [H] 10,4W / 1073lm / 500mA | LED [S] 9,5W / 760lm / 650mA |
| 33° | | 40° |
| **202 510 811 932** ◇ | **202 510 811 922** ◇ | **202 510 1902** ◇ |
| ◇ B / W | | |
| III 0,3 IP20 IP23 | | |

Ø KIT x 85

**REQUIREMENTS**
MOUNTING KIT 75 TRIMLESS ▸ **202 01 75**
or
MOUNTING KIT 75 TRIMLESS O.F.A. ▸ **202 01 75 OFA**
LED POWER SUPPLY 350-500mA-DC / DIM
LED POWER SUPPLY 650mA-DC / SOFT DIM

## CARREE TRIMLESS OK

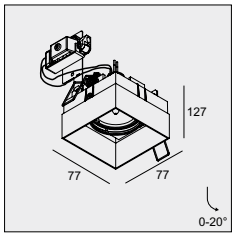


| |
|---|
| GX5.3 / 12V |
| 1 x QR-C51 max.50W |
| - |
| **202 51 51** ◇ |
| ◇ B / W |
| III 0,3 IP20 0,5 |

Ø KIT x 130

**REQUIREMENTS**
MOUNTING KIT 75 TRIMLESS ▸ **202 01 75**
or
MOUNTING KIT 75 TRIMLESS O.F.A. ▸ **202 01 75 OFA**

**OPTIONS**
TRANSFO 50W ▸ **200 46 06** or TRANSFO 100W ▸ **200 46 10**
**LED** SOLUTION - PAG TEC 8

**ACCESSORIES**
ANTI GLARE TUBE

CARREE TRIMLESS LED +
MOUNTING KIT 75 TRIMLESS O.F.A. IN CONCRETE

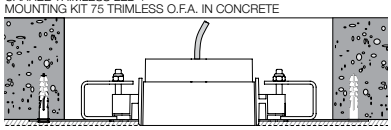

ADJUSTABLE 10mm

# CARREE ST OK



# CARREE ST L



WIRELESS CONTROL
Suitable for all dimmable luminaires.
CTRL DELTA R
TECHNICAL DATA ▸ PAG TEC 4

## CARREE ST LED

NEW

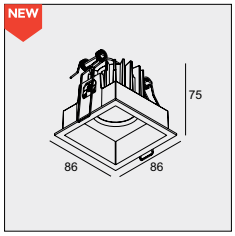


| 3000K / CRI>90 | 2700K / CRI>90 |
|---|---|
| LED [H] 7,1W / 805lm / 350mA<br>LED [H] 10,4W / 1118lm / 500mA | LED [H] 7,1W / 773lm / 350mA<br>LED [H] 10,4W / 1073lm / 500mA |
| 33° | |
| **11044 9320** ◇ | **11044 9220** ◇ |
| ◇ A / W | |
| III 0,4 IP20 IP23 | |

75 x 75 x 80 / max.35

**REQUIREMENTS**
LED POWER SUPPLY 350-500mA-DC / DIM

**OPTIONS**
PLASTERKIT 161 ▸ **207 01 161**
CONCRETE BOX 161 ▸ **270 11 161**
MOUNTING KIT 75 ▸ **202 00 75**

## CARREE ST LED IP

NEW

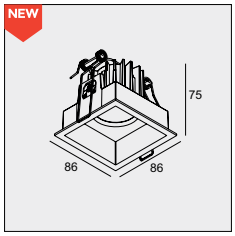


| 3000K / CRI>90 | 2700K / CRI>90 |
|---|---|
| LED [H] 7,1W / 805lm / 350mA<br>LED [H] 10,4W / 1118lm / 500mA | LED [H] 7,1W / 773lm / 350mA<br>LED [H] 10,4W / 1073lm / 500mA |
| 33° | |
| **11045 9320** ◇ | **11045 9220** ◇ |
| ◇ W | |
| III 0,4 IP44 | |

75 x 75 x 80 / max.35

**REQUIREMENTS**
LED POWER SUPPLY 350-500mA-DC / DIM

**OPTIONS**
PLASTERKIT 161 ▸ **207 01 161**
CONCRETE BOX 161 ▸ **270 11 161**
MOUNTING KIT 75 ▸ **202 00 75**

## CARREE ST OK LED

NEW

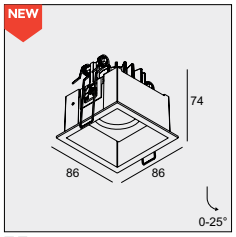


| 3000K / CRI>90 | 2700K / CRI>90 | 2700-1800K / CRI>90 |
|---|---|---|
| LED [H] 7,1W / 805lm / 350mA<br>LED [H] 10,4W / 1118lm / 500mA | LED [H] 7,1W / 773lm / 350mA<br>LED [H] 10,4W / 1073lm / 500mA | LED [S] 9,5W / 760lm / 650mA |
| 33° | | 40° |
| **11046 9320** ◇ | **11046 9220** ◇ | **11047 9020** ◇ |
| ◇ B / W | | |
| III 0,4 IP20 IP23 | | |

75 x 75 x 80 / max.35

**REQUIREMENTS**
LED POWER SUPPLY 350-500mA-DC / DIM
LED POWER SUPPLY 650mA-DC / SOFT DIM

**OPTIONS**
PLASTERKIT 161 ▸ **207 01 161**
CONCRETE BOX 161 ▸ **270 11 161**
MOUNTING KIT 75 ▸ **202 00 75**

## CARREE ST L LED

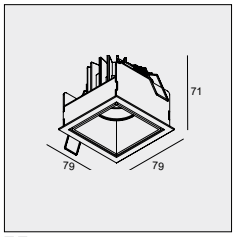


| 3000K / CRI>90 | 2700K / CRI>90 |
|---|---|
| LED [H] 7,1W / 805lm / 350mA<br>LED [H] 10,4W / 1118lm / 500mA | LED [H] 7,1W / 773lm / 350mA<br>LED [H] 10,4W / 1073lm / 500mA |
| 33° | |
| **202 53 811 932** ◇ | **202 53 811 922** ◇ |
| ◇ B-MMAT / W-B / W-W | |
| III 0,4 IP20 IP43 | |

75 x 75 x 80 / max.35

**REQUIREMENTS**
LED POWER SUPPLY 350-500mA-DC / DIM

**OPTIONS**
PLASTERKIT 161 ▸ **207 01 161**
CONCRETE BOX 161 ▸ **270 11 161**
MOUNTING KIT 75 ▸ **202 00 75**

# CARREE ST



# CARREE II



WIRELESS CONTROL
Suitable for all dimmable luminaires.
CTRL DELTA R

TECHNICAL DATA ▸ PAG TEC 4

## CARREE ST

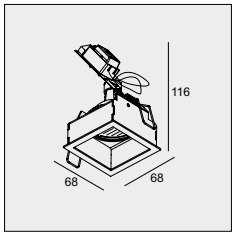


64 x 64 x 90 / max.35

1 x QR-C51 max.50W

**202 50 50** ◇

◇ A / W

GX5.3 / 12V / EXCL. TRANSFO

0,2 IP20 0,5

**OPTIONS**
PLASTERKIT 162 ▸ **207 01 162**
CONCRETE BOX 162 ▸ **270 11 162**
MOUNTING KIT 64 ▸ **202 00 64**
TRANSFO 50W ▸ **200 46 06** or TRANSFO 100W ▸ **200 46 10**
**LED** SOLUTION - PAG TEC 8

**ACCESSORIES**
ANTI GLARE TUBE

## CARREE ST OK

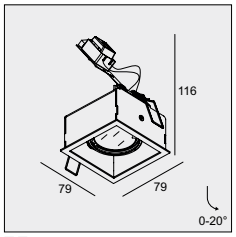


75 x 75 x 80 / max.35

1 x QR-C51 max.50W

**202 50 51** ◇

◇ A / W

GX5.3 / 12V

0,3 IP20 0,5

**OPTIONS**
PLASTERKIT 161 ▸ **207 01 161**
CONCRETE BOX 161 ▸ **270 11 161**
MOUNTING KIT 75 ▸ **202 00 75**
**LED** SOLUTION - PAG TEC 8

**ACCESSORIES**
ANTI GLARE TUBE

## CARREE II HI

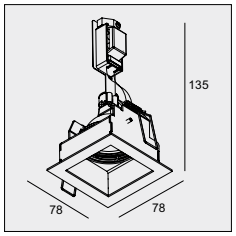


64 x 64 x 100 / max.35

1 x QPAR51 max.50W

**202 20 33** ◇

◇ A / W (max.35W)

GU10 / 100-240V / 50-60Hz

0,2 IP20 0,5

**OPTIONS**
PLASTERKIT 162 ▸ **207 01 162**
CONCRETE BOX 162 ▸ **270 11 162**
MOUNTING KIT 64 ▸ **202 00 64**
**LED** SOLUTION - PAG TEC 8

## CARREE II OK HI

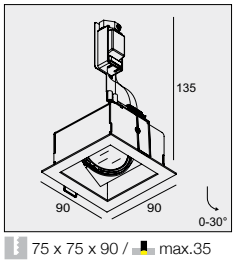


75 x 75 x 90 / max.35

1 x QPAR51 max.50W

**202 21 33** ◇

◇ A / W (max.35W)

GU10 / 100-240V / 50-60Hz

0,3 IP20 0,5

**OPTIONS**
PLASTERKIT 161 ▸ **207 01 161**
CONCRETE BOX 161 ▸ **270 11 161**
MOUNTING KIT 75 ▸ **202 00 75**
**LED** SOLUTION - PAG TEC 8

# CARREE GT



WIRELESS CONTROL
Suitable for all dimmable luminaires.
CTRL DELTA R
TECHNICAL DATA ▸ PAG TEC 4

## CARREE GT LED

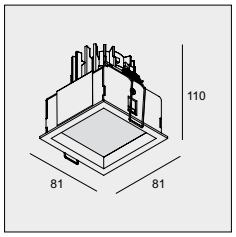


| 3000K / CRI>90 | 2700K / CRI>90 | 2700-1800K / CRI>90 |
|---|---|---|
| LED [H] 7,1W / 805lm / 350mA<br>LED [H] 10,4W / 1118lm / 500mA | LED [H] 7,1W / 773lm / 350mA<br>LED [H] 10,4W / 1073lm / 500mA | LED [S] 9,5W / 760lm / 650mA |
| 33° | | 40° |
| **202 49 811 932** ◇ | **202 49 811 922** ◇ | **202 49 1902** ◇ |
| ◇ A / W | | |
| 0,5 IP20 IP44 | | |

75 x 75 x 110 / max.35

**REQUIREMENTS**
LED POWER SUPPLY 350-500mA-DC / DIM
LED POWER SUPPLY 650mA-DC / SOFT DIM

**OPTIONS**
PLASTERKIT 161 ▸ **207 01 161**
CONCRETE BOX 161 ▸ **270 11 161**
MOUNTING KIT 75 ▸ **202 00 75**

## CARREE GT HI

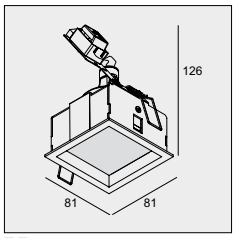


| |
|---|
| 1 x QPAR51 max.50W |
| **202 52 11** ◇ |
| ◇ A / W (max.35W) |
| GU10 / 100-240V / 50-60Hz |
| 0,4 IP20 IP44 0,5 |

75 x 75 x 110 / max.35

**OPTIONS**
PLASTERKIT 161 ▸ **207 01 161**
CONCRETE BOX 161 ▸ **270 11 161**
MOUNTING KIT 75 ▸ **202 00 75**
**LED** SOLUTION - PAG TEC 8



WWW.ABCPROJECTS.BE



ARCHITECTS GOVAERT & VANHOUTTE


90DEGREES



# GRID
# OVERVIEW

The Grid product family is a longstanding classic in the collection. First as halogen and discharge solutions, later as LED dowlight and afterwards updated to the Snap-In principle, a smart and easy way of seperating the mounting frame from the LED module, with comfortable installation as a result. This grid range is all about flexibility, as the single or double light units can be directed any way you want.

**MICROGRID IN**
Microgrid In completes the Minigrid and Grid Snap-In range as it uses a similar principle of dividing the light unit into a mounting frame and a light module that can be snapped into the frame after installation. Microgrid comes in single, double and triple set-ups with trim. A visor is available to further reduce the impact of the intense light coming from the miniature light source, shielding the light source from directly looking into.

**MINIGRID / GRID IN ZB**
The ZB principle stands for clean lines and minimalist design. Theses luminaires can be built into a cove in the ceiling or an optional box can be used as easy installation frame.

**MINIGRID / GRID IN**
The classic from the range, offering GU10 solutions for halogen or LED retrofit. Finishing can be chosen trimless or with trim.

**MINIGRID / GRID IN SNAP-IN**
The Snap-In principle equals modularity and flexibility at its best, it grants the opportunity to the lighting designer to use his creativity: combine single and double units, use multiple beam angles or play with colour.
Dividing a luminaire into multiple modular parts not only creates uniformity within one family, it also facilitates the installation by giving the opportunity to the installer to place the frame in advance. No need to worry for the lighting modules in further finishing of the room, as the modules can be clicked into the frame afterwards.

**www.deltalight.com/grid**



| | | | MICROGRID | | | MINIGRID | | | | | GRID | | | |
|---|---|---|---|---|---|---|---|---|---|---|---|---|---|---|
| | | | LED 380 lm | | | LED 229 - 2752 lm | | | HALOGEN | | LED 2752 - 3979 lm | | HALOGEN | |
| | | | SINGLE | DOUBLE | TRIPLE | SINGLE | DOUBLE | TRIPLE | SINGLE | DOUBLE | SINGLE | DOUBLE | SINGLE | DOUBLE |
| | ZB |  | | | | ✓ | ✓ | | | | | | ✓ | ✓ |
| ■ | TRIMLESS |  | | | | ✓ | ✓ | | ✓ | ✓ | ✓ | ✓ | ✓ | ✓ |
| | TRIM |  | ✓ | ✓ | ✓ | ✓ | ✓ | | ✓ | ✓ | ✓ | ✓ | ✓ | ✓ |
| ■ | ON SNAP-IN |  | | | | ✓ | ✓ | ✓ | | | | | | |

NEW

# MICROGRID IN





MICROGRID IN 1 FRAME +
MICRO OK SNAP-IN +
MICRO VISOR

## MICRO OK SNAP-IN

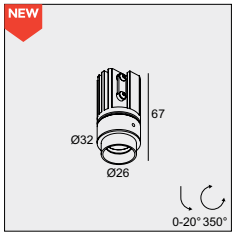


| 3000K / CRI>90 | | 2700K / CRI>90 | |
|---|---|---|---|
| LED [E] 4,1W / 380lm / 350mA | | LED [E] 4,1W / 355lm / 350mA | |
| 15° | 30° | 15° | 30° |
| **24112 9310** ◇ | **24112 9320** ◇ | **24112 9210** ◇ | **24112 9220** ◇ |
| ◇ B / W | | | |
| 0,1 IP20 | | | |

**REQUIREMENTS**
MICROGRID IN 1 / 2 / 3 FRAME
LED POWER SUPPLY 350mA-DC / DIM

**ACCESSORIES**
MICRO VISOR

## MICROGRID IN FRAME

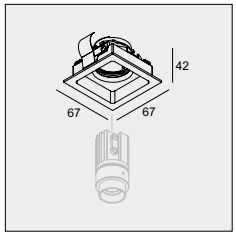


62 x 59 x 75
min.12-max.25

**MICROGRID IN 1 FRAME**

**24115 0000** ◇

◇ B / W

0,1

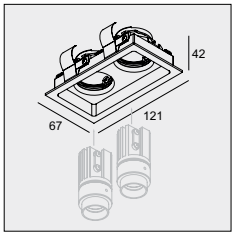


62 x 114 x 75
min.12-max.25

**MICROGRID IN 2 FRAME**

**24116 0000** ◇

◇ B / W

0,2

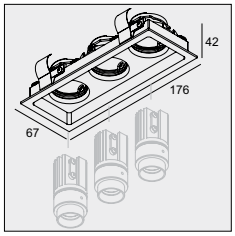


62 x 168 x 75
min.12-max.25

**MICROGRID IN 3 FRAME**

**24117 0000** ◇

◇ B / W

0,3

# MINIGRID IN ZB



WIRELESS CONTROL
Suitable for all dimmable luminaires.
CTRL DELTA R

TECHNICAL DATA ▸ PAG TEC 4

## MINIGRID IN ZB 1

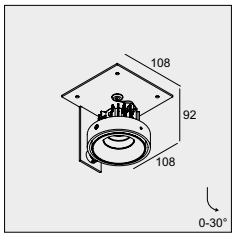


| 3000K / CRI>90 | 2700K / CRI>90 | 2700-1800K / CRI>90 |
|---|---|---|
| LED [H] 7,1W / 805lm / 350mA<br>LED [H] 10,4W / 1118lm / 500mA | LED [H] 7,1W / 773lm / 350mA<br>LED [H] 10,4W / 1073lm / 500mA | LED [S] 9,5W / 760lm / 650mA |
| 33° | | 40° |
| **202 70 811 932** ◇ | **202 70 811 922** ◇ | **202 70 1902** ◇ |
| ◇ A / W | | ◇ W |

III 0,5 IP20 IP23

BOX

**REQUIREMENTS**
MINIGRID IN ZB 1 BOX L ▸ **202 70 98 01**
LED POWER SUPPLY 350-500mA-DC / DIM
LED POWER SUPPLY 650mA-DC / SOFT DIM

## MINIGRID IN ZB 2

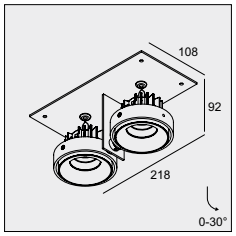


| 3000K / CRI>90 | 2700K / CRI>90 | 2700-1800K / CRI>90 |
|---|---|---|
| 2 x LED [H] 7,1W / 805lm / 350mA<br>2 x LED [H] 10,4W / 1118lm / 500mA | 2 x LED [H] 7,1W / 773lm / 350mA<br>2 x LED [H] 10,4W / 1073lm / 500mA | LED [S] 9,5W / 760lm / 650mA |
| 33° | | 40° |
| **202 70 812 932** ◇ | **202 70 812 922** ◇ | **202 70 2902** ◇ |
| ◇ A / W | | ◇ W |

III 0,9 IP20 IP23

BOX

**REQUIREMENTS**
MINIGRID IN ZB 2 BOX L ▸ **202 70 98 02**
LED POWER SUPPLY 350-500mA-DC / DIM
LED POWER SUPPLY 650mA-DC / SOFT DIM

# MINIGRID IN

reddot design award
winner

GREEN
GOOD
DESIGN
award





## MINIGRID SNAP-IN

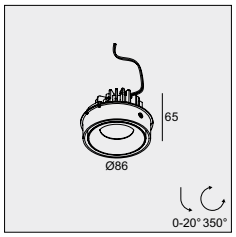


SOFT DIM

| 3000K / CRI>90 | 2700K / CRI>90 | 2700-1800K / CRI>90 |
|---|---|---|
| LED [F] 2W / 229lm / 700mA<br>LED [F] 4,3W / 400lm / 1400mA | LED [F] 2W / 201lm / 700mA<br>LED [F] 4,3W / 351lm / 1400mA | LED [S] 9,5W / 760lm / 650mA |
| 6° | | 40° |
| **202 790 939** ◇ | **202 790 929** ◇ | **202 790 1902** ◇ |
| ◇ B / W | | |
| 0,3 IP20 IP23 | | |

| 3000K / CRI>90 | | | 2700K / CRI>90 | | |
|---|---|---|---|---|---|
| LED [H] 7,1W / 805lm / 350mA<br>LED [H] 10,4W / 1118lm / 500mA | | | LED [H] 7,1W / 773lm / 350mA<br>LED [H] 10,4W / 1073lm / 500mA | | |
| 18° | 33° | 50° | 18° | 33° | 50° |
| **202 790 811 931** ◇ | **202 790 811 932** ◇ | **202 790 811 933** ◇ | **202 790 811 921** ◇ | **202 790 811 922** ◇ | **202 790 811 923** ◇ |
| ◇ B / W | | | | | |
| 0,3 IP20 IP23 | | | | | |

**REQUIREMENTS**
MINIGRID IN TRIMLESS 1 / 2 FRAME
or
MINIGRID IN 1 / 2 FRAME
LED POWER SUPPLY 700-1400mA-DC / DIM
LED POWER SUPPLY 350-500mA-DC / DIM
LED POWER SUPPLY 650mA-DC / SOFT DIM

## MINIGRID IN SNAP-IN HI

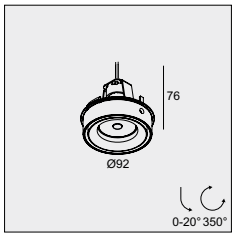


1 x QPAR51 max.10W

**202 790 61** ◇

◇ B / W

GU10 / 100-240V / 50-60Hz

0,1 IP20

**REQUIREMENTS**
MINIGRID IN TRIMLESS 1 / 2 FRAME
or
MINIGRID IN 1 / 2 FRAME

**OPTIONS**
**LED** SOLUTION - PAG TEC 8

## MINIGRID IN TRIMLESS FRAME

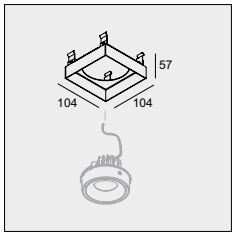


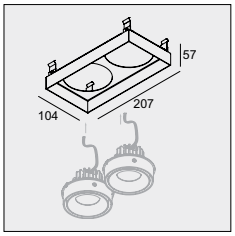


| KIT x 85 | KIT x 85 |
|---|---|
| **MINIGRID IN TR 1 FRAME** | **MINIGRID IN TR 2 FRAME** |
| **202 73 01** ◇ | **202 73 02** ◇ |
| ◇ B / W | ◇ B / W |
| 0,2 | 0,3 |

**REQUIREMENTS**
1 or 2 MINIGRID SNAP-IN
+
MINIGRID IN 1 MOUNTING KIT ▸ **202 71 95 01**
or
MINIGRID IN 2 MOUNTING KIT ▸ **202 71 95 02**
or
MINIGRID IN 1 MOUNTING KIT LARGE ▸ **202 71 95 01L**
or
MINIGRID IN 2 MOUNTING KIT LARGE ▸ **202 71 95 02L**

## MINIGRID IN FRAME

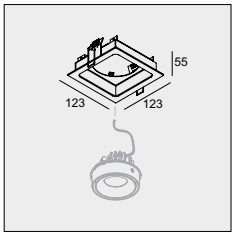


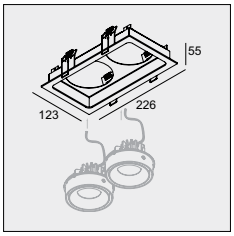


| 111 x 111 x 85 / max.22 | 214 x 111 x 85 / max.22 |
|---|---|
| **MINIGRID IN 1 FRAME** | **MINIGRID IN 2 FRAME** |
| **202 74 01** ◇ | **202 74 02** ◇ |
| ◇ W-B / W-W | ◇ W-B / W-W |
| 0,3 | 0,4 |

**REQUIREMENTS**
1 or 2 MINIGRID SNAP-IN

**OPTIONS**
PLASTERKIT 126 ▸ **202 72 99 01** ▸ MINIGRID IN 1 FRAME
PLASTERKIT 127 ▸ **202 72 99 02** ▸ MINIGRID IN 2 FRAME

# MINIGRID IN HP





MINIGRID IN TRIMLESS 1 HP FRAME B +
MINIGRID SNAP-IN HP W + HONEYCOMB 72

WIRELESS CONTROL CTRL DELTA R
Suitable for all dimmable luminaires.
TECHNICAL DATA ▸ PAG TEC 4

## MINIGRID IN SNAP-IN HP

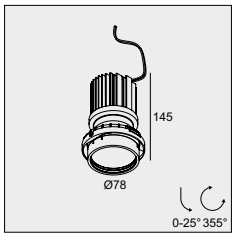


| 3000K / CRI>90 | | | 2700K / CRI>90 | | |
|---|---|---|---|---|---|
| LED [J] 16,8W / 2075lm / 500mA<br>LED [J] 24,3W / 2862lm / 700mA | | | LED [J] 16,8W / 2000lm / 500mA<br>LED [J] 24,3W / 2759lm / 700mA | | |
| 20° | 37° | 50° | 20° | 37° | 50° |
| **202 791 211 931** ◇ | **202 791 211 932** ◇ | **202 791 211 933** ◇ | **202 791 211 921** ◇ | **202 791 211 922** ◇ | **202 791 211 923** ◇ |
| ◇ B / W | | | | | |
| 0,4 | | | | | |

IP20
IP23

**REQUIREMENTS**
MINIGRID IN TRIMLESS HP 1 / 2 FRAME
or
MINIGRID IN HP 1 / 2 FRAME
LED POWER SUPPLY 500-700mA-DC / DIM

**ACCESSORIES**
HONEYCOMB / LENS 72

## MINIGRID IN TRIMLESS HP FRAME

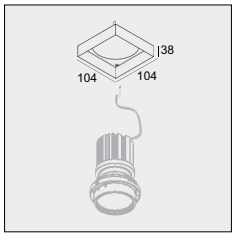


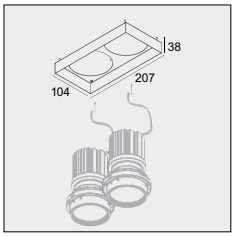


| KIT x 160 | KIT x 160 |
|---|---|
| **MINIGRID IN TR 1 HP FRAME** | **MINIGRID IN TR 2 HP FRAME** |
| **202 792 01** ◇ | **202 792 02** ◇ |
| ◇ B / W | ◇ B / W |
| 0,2 | 0,3 |

**REQUIREMENTS**
1 or 2 MINIGRID SNAP-IN
+
MINIGRID IN 1 MOUNTING KIT HP ▸ **202 71 95 01 HP**
or
MINIGRID IN 2 MOUNTING KIT HP ▸ **202 71 95 02 HP**

## MINIGRID IN HP FRAME

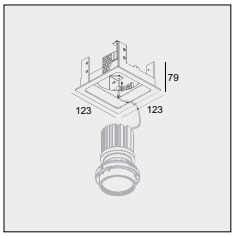


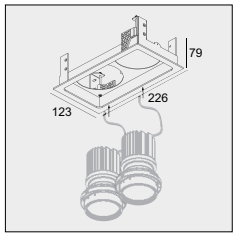


| 111 x 111 x 160 / max.25 | 214 x 111 x 160 / max.25 |
|---|---|
| **MINIGRID IN 1 HP FRAME** | **MINIGRID IN 2 HP FRAME** |
| **202 791 01** ◇ | **202 791 02** ◇ |
| ◇ W-B / W-W | ◇ W-B / W-W |
| 0,4 | 0,7 |

**REQUIREMENTS**
1 or 2 MINIGRID SNAP-IN HP

**OPTIONS**
PLASTERKIT 126 ▸ **202 72 99 01** ▸ MINIGRID IN 1 HP FRAME
PLASTERKIT 127 ▸ **202 72 99 02** ▸ MINIGRID IN 2 HP FRAME

# MINIGRID IN & MINIGRID IN TRIMLESS



WIRELESS CONTROL
Suitable for all dimmable luminaires.
CTRL DELTA R

**TECHNICAL DATA** ▸ PAG TEC 4

## MINIGRID IN TRIMLESS 1 50 HI

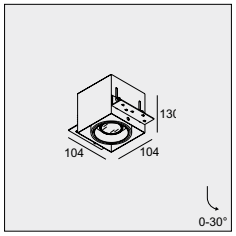


108 x 108 x 140 / max.40

QPAR51 (max.50W)

**202 71 66 01** ◇

◇ B / W (max.35W)

GU10 / 100-240V / 50-60Hz

I 0,4 IP20 0,5

**OPTIONS**
MINIGRID IN 1 MOUNTING KIT ▸ **202 71 95 01**
MINIGRID IN 1 MOUNTING KIT LARGE ▸ **202 71 95 01L**
CONCRETE PACK MGIT 1 ▸ **202 71 96 01**
**LED** SOLUTION - PAG TEC 8

## MINIGRID IN TRIMLESS 2 50 HI

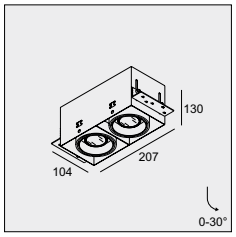


211 x 108 x 140 / max.40

2 X QPAR51 (max.50W)

**202 71 66 02** ◇

◇ B / W (max.35W)

GU10 / 100-240V / 50-60Hz

I 0,8 IP20 0,5

**OPTIONS**
MINIGRID IN 2 MOUNTING KIT ▸ **202 71 95 02**
MINIGRID IN 2 MOUNTING KIT LARGE ▸ **202 71 95 02L**
CONCRETE PACK MGIT 2 ▸ **202 71 96 02**
**LED** SOLUTION - PAG TEC 8

## MINIGRID IN 1 50 HI

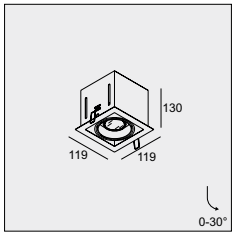


111 x 111 x 140 / max.20

QPAR51 (max.50W)

**202 72 66 01** ◇

◇ A-A / A-B / W-W (max.35W)

GU10 / 100-240V / 50-60Hz

I 0,5 IP20 0,5

**OPTIONS**
PLASTERKIT 126 ▸ **202 72 99 01**
**LED** SOLUTION - PAG TEC 8

## MINIGRID IN 2 50 HI

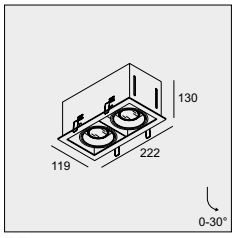


214 x 111 x 140 / max.20

2 X QPAR51 (max.50W)

**202 72 66 02** ◇

◇ A-A / A-B / W-W (max.35W)

GU10 / 100-240V / 50-60Hz

I 0,9 IP20 0,5

**OPTIONS**
PLASTERKIT 127 ▸ **202 72 99 02**
**LED** SOLUTION - PAG TEC 8





GOVAERT & VANHOUTTE ARCHITECTS





VERSLUYS BOUWGROEP - CORPORATE BUILDING - OSTEND / BELGIUM

# GRID IN HP







GRID IN 2 HP FRAME W-B +
2 x GRID IN HP SNAP-IN B +
2 x GRID IN HP TUBE B-B

WIRELESS CONTROL Suitable for all dimmable luminaires. CTRL DELTA R

TECHNICAL DATA ▸ PAG TEC 4

## GRID IN SNAP-IN HP

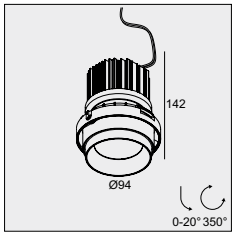


| 3000K / CRI>90 | | | 2700K / CRI>90 | | |
|---|---|---|---|---|---|
| LED [J] 24,3W / 2862lm / 700mA<br>LED [J] 37,9W / 4138lm / 1050mA | | | LED [J] 24,3W / 2759lm / 700mA<br>LED [J] 37,9W / 3990lm / 1050mA | | |
| 20° | 38° | 50° | 20° | 38° | 50° |
| **202 801 211 930 ◇ + 414 99 20** | **202 801 211 930 ◇ + 414 99 38** | **202 801 211 930 ◇ + 414 99 50** | **202 801 211 920 ◇ + 414 99 20** | **202 801 211 920 ◇ + 414 99 38** | **202 801 211 920 ◇ + 414 99 50** |
| ◇ B | | | | | |

III 0,9 IP20

**REQUIREMENTS**
GRID IN TRIMLESS 1/2 HP FRAME
or
GRID IN 1/2 HP FRAME
or
GRID IN HP TUBE ◇ ▸ **414 10 00** B-B / W-B
LED POWER SUPPLY 700-1050mA-DC / DIM

**ACCESSORIES**
HONEYCOMB / LENS 74 (MAX.700mA-DC)

## GRID IN TRIMLESS HP FRAME

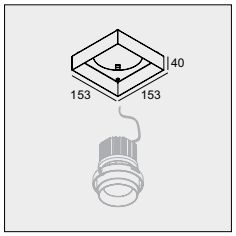


KIT x 160 / max.25

**GRID IN TRIMLESS 1 HP FRAME**

**202 802 01 ◇**

◇ B / W

0,5

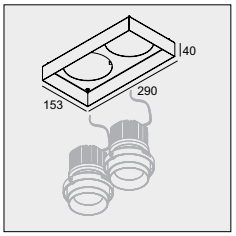


KIT x 160 / max.25

**GRID IN TRIMLESS 2 HP FRAME**

**202 802 02 ◇**

◇ B / W

0,8

**REQUIREMENTS**
1 or 2 GRID IN HP SNAP-IN
+
GRID IN TRIMLESS 1 MOUNTING KIT HP ▸ **202 61 95 01 HP**
or
GRID IN TRIMLESS 2 MOUNTING KIT HP ▸ **202 61 95 02 HP**

## GRID IN HP FRAME

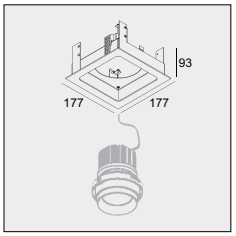


167 x 167 x 160 / max.25

**GRID IN 1 HP FRAME**

**202 801 01 ◇**

◇ W-B

1,3

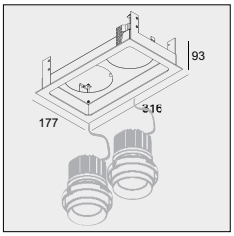


306 x 167 x 160 / max.25

**GRID IN 2 HP FRAME**

**202 801 02 ◇**

◇ W-B

1,9

**REQUIREMENTS**
1 or 2 GRID-IN HP SNAP-IN

**OPTIONS**
1 or 2 GRID IN HP SNAP-IN
+
PLASTERKIT 120 ▸ **202 62 99 01** ▸ GRID IN 1 HP FRAME
or
PLASTERKIT 121 ▸ **202 62 99 02** ▸ GRID IN 2 HP FRAME

# GRID IN ZB



WIRELESS CONTROL
Suitable for all dimmable luminaires.
CTRL DELTA R

**TECHNICAL DATA** ▸ PAG TEC 4

## GRID IN ZB 1 QR

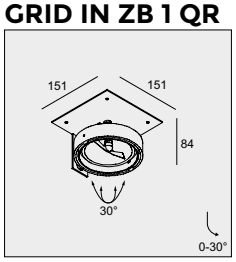


QR-LP111 max.100W

**202 60 00 01** ◇

◇ A / W

G53 / 12V

0,7 IP20 1,0

BOX

**REQUIREMENTS**
GRID IN ZB 1 BOX L ▸ **202 60 98 01**

**OPTIONS**
TRANSFO 50W ▸ **200 46 06** or TRANSFO 100W ▸ **200 46 10**
**LED** SOLUTION - PAG TEC 8

**ACCESSORIES**
CLIP 111 + LENS 111

## GRID IN ZB 2 QR

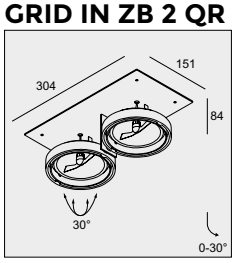


2 x QR-LP111 max.100W

**202 60 00 02** ◇

◇ A / W

G53 / 12V

1,4 IP20 1,0

BOX

**REQUIREMENTS**
GRID IN ZB 2 BOX L ▸ **202 60 98 02**

**OPTIONS**
TRANSFO 50W ▸ **200 46 06** or TRANSFO 100W ▸ **200 46 10**
**LED** SOLUTION - PAG TEC 8

**ACCESSORIES**
CLIP 111 + LENS 111

# GRID IN & GRID IN TRIMLESS



WIRELESS CONTROL
Suitable for all dimmable luminaires.
CTRL DELTA R

TECHNICAL DATA ▸ PAG TEC 4

## GRID IN TRIMLESS 1 QR

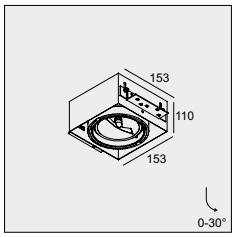


QR-LP111 max.100W

**202 61 00 01** ◇

◇ A / B / W

G53 / 12V

0,7 IP20 1,0

157 x 157 x 120 / max.40

**OPTIONS**
GRID IN TRIMLESS 1 MOUNTING KIT ▸ **202 61 95 01**
or
GRID IN TRIMLESS 1 MOUNTING KIT LARGE ▸ **202 61 95 01L**
or
EXPOSED CONCRETE PACK GIT 1 ▸ **202 61 96 01**
TRANSFO 50W ▸ **200 46 06** or TRANSFO 100W ▸ **200 46 10**
**LED** SOLUTION - PAG TEC 8

**ACCESSORIES**
CLIP 111 + LENS 111

## GRID IN TRIMLESS 2 QR

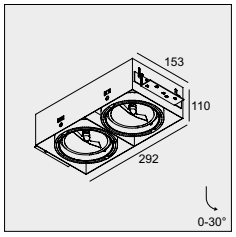


2 x QR-LP111 max.100W

**202 61 00 02** ◇

◇ A / B / W

G53 / 12V

1,2 IP20 1,0

296 x 157 x 120 / max.40

**OPTIONS**
GRID IN TRIMLESS 2 MOUNTING KIT ▸ **202 61 95 02**
or
GRID IN TRIMLESS 2 MOUNTING KIT LARGE ▸ **202 61 95 02L**
or
EXPOSED CONCRETE PACK GIT 2 ▸ **202 61 96 02**
TRANSFO 50W ▸ **200 46 06** or TRANSFO 100W ▸ **200 46 10**
**LED** SOLUTION - PAG TEC 8

**ACCESSORIES**
CLIP 111 + LENS 111

## GRID IN 1 QR

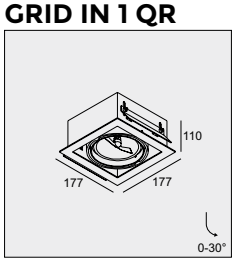


QR-LP111 max.100W

**202 62 00 01** ◇

◇ A-A / A-B / W-W

G53 / 12V

1,0 IP20 1,0

167 x 167 x 120 / max.15

**OPTIONS**
PLASTERKIT 120 ▸ **202 62 99 01** or CONCRETE BOX 120 ▸ **202 62 98 01**
TRANSFO 50W ▸ **200 46 06** or TRANSFO 100W ▸ **200 46 10**
**LED** SOLUTION - PAG TEC 8

**ACCESSORIES**
CLIP 111 + LENS 111

## GRID IN 2 QR

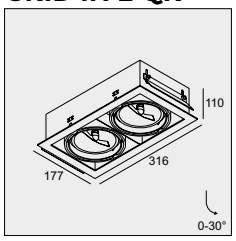


2 x QR-LP111 max.100W

**202 62 00 02** ◇

◇ A-A / A-B / W-W

G53 / 12V

1,6 IP20 1,0

306 x 167 x 120 / max.15

**OPTIONS**
PLASTERKIT 121 ▸ **202 62 99 02** or CONCRETE BOX 121 ▸ **202 62 98 02**
TRANSFO 50W ▸ **200 46 06** or TRANSFO 100W ▸ **200 46 10**
**LED** SOLUTION - PAG TEC 8

**ACCESSORIES**
CLIP 111 + LENS 111




ARCHITECT: ASHLEIGH HALLIDAY ARCHITECTS
PHOTOGRAPHY: SAM NOONAN


ate 1
Exit
Exit



LAB32 ARCHITECTS



ARCHITECTS GOVAERT & VANHOUTTE

# SUPER-OH! TRIMLESS



PLEASE FIND THE OTHER MEMBERS
▼ OF THIS FAMILY ▼



**INTERIOR**
CEILING SURFACE



**INTERIOR**
CEILING SUSPENDED



**INTERIOR**
TRACK

WIRELESS CONTROL
Suitable for all dimmable luminaires.
CTRL DELTA R

TECHNICAL DATA ▶ PAG TEC 4

## SUPER-OH! SBL TRIMLESS 70

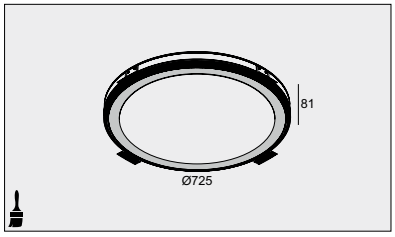


735 x 150 / max.25

| 3000K / CRI>80 | |
|---|---|
| LED CLUSTER 43W / 6942lm | |
| 1-10V DIM | DALI DIM |
| **308 20 07 83 ED1** | **308 20 07 83 ED5** |
| 220-240V / 0 \| 50-60Hz | |
| 9,1 IP20 | |

## SUPER-OH! SBL TRIMLESS 120

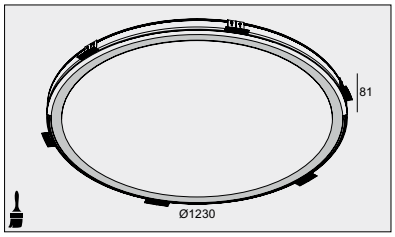


1240 x 150 / max.25

| 3000K / CRI>80 | |
|---|---|
| LED CLUSTER 74W / 11728lm | |
| 1-10V DIM | DALI DIM |
| **308 20 12 83 ED1** | **308 20 12 83 ED5** |
| 220-240V / 0 \| 50-60Hz | |
| 14,2 IP20 | |

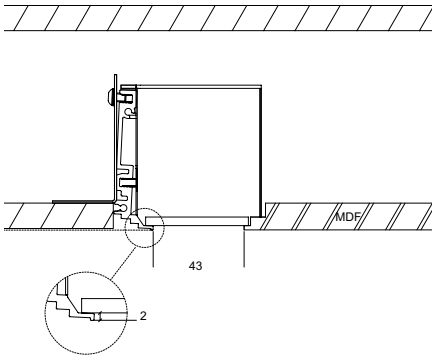


**REQUIREMENTS** ▶ INFO FOLD-OUT RIGHT / **OPTIONS** ▶ INFO TECHNICAL CHAPTER / **ACCESSORIES** ▶ INFO FOLD-OUT LEFT




INTERIOR DESIGN K-ONCEPT BVBA



ARCHITECT INOFORMA ARCHITECTS

# SUPERNOVA
# OVERVIEW



Supernova is an extensive range of pure geometrically formed lighting fixtures that guarantee powerful illumination and atmosphere. The range comes in different diameters and application possibilities.
The LED version features in-house developed printed circuit boards specifically engineered to provide a uniform illumination of the polycarbonate. The Supernova is available with a 4 mm Polycarbonate (PC SBL), or 2 mm Polycarbonate Prismatic + 1,5 mm PC SBL, providing a very enjoyable diffuse lighting effect.
Presence control and daylight simulation can now be done thanks to the optional presence detection and the tunable white versions of the Supernova.

**SUPERNOVA XS**
Following its big brother, the recessed Supernova XS is distinguished thanks to its remarkable tilted application when installed into the ceiling, a particular way of changing a simple round downlighter into a playful eye-catcher.

**SUPERNOVA TRIMLESS**
Thanks to its trimless recessed finishing this Supernova discretely fits into the architecture of the room, with the emphasis on the light rather than the luminaire.
The seamless transition of light to ceiling makes this elegant eye-catcher float above the room, providing a perfectly uniform field of light.

**SUPERNOVA**
The recessed version is a particularly eye-catching option in the Supernova range, thanks to its tilted application.
A recessed kit facilitates installation, allows you to customize the depth and angle of the Supernova, and ensures the inner workings of the fitting are concealed within the ceiling.

**www.deltalight.com/supernova**

| | | | **SUPERNOVA XS** | **SUPERNOVA** | | | **SUPERNOVA FLAT** | |
|---|---|---|---|---|---|---|---|---|
| | | | Ø 260 mm: 1580 lm<br>Ø 390 mm: 2600 lm | Ø 450 mm: 4400 lm<br>Ø 650 mm: 6160 - 7840 lm<br>Ø 950 mm: 14140 - 19600 lm<br>Ø 1250 mm: 28050 - 31360 lm | | | Ø 650 mm: 6172 - 8904 lm<br>Ø 950 mm: 9518 - 19090 lm | |
| | | | SBL | SBL | PRISMATIC | TUNABLE WHITE (SBL) | SBL | PRISMATIC |
| INTERIOR | | TRIMLESS | | Ø 650 mm<br>Ø 950 mm<br>Ø 1250 mm | | Ø 650 mm<br>Ø 950 mm<br>Ø 1250 mm | | |
| | | WITH KIT | Ø 260 mm<br>Ø 330 mm | Ø 650 mm<br>Ø 950 mm<br>Ø 1250 mm | Ø 650 mm<br>Ø 950 mm | Ø 650 mm<br>Ø 950 mm<br>Ø 1250 mm | | |
| | | DOWN | Ø 260 mm<br>Ø 330 mm | Ø 450 mm<br>Ø 650 mm<br>Ø 950 mm<br>Ø 1250 mm | Ø 650 mm<br>Ø 950 mm | Ø 650 mm<br>Ø 950 mm<br>Ø 1250 mm | Ø 650 mm<br>Ø 950 mm | Ø 650 mm<br>Ø 950 mm |
| | | SMOOTH UP | | | | | Ø 650 mm<br>Ø 950 mm | Ø 650 mm<br>Ø 950 mm |
| | | PIVOT | Ø 260 mm<br>Ø 330 mm | | | | | |
| | | DOWN | | Ø 650 mm<br>Ø 950 mm<br>Ø 1250 mm | Ø 650 mm<br>Ø 950 mm | Ø 650 mm<br>Ø 950 mm<br>Ø 1250 mm | Ø 650 mm<br>Ø 950 mm | Ø 650 mm<br>Ø 950 mm |
| | | DOWN-UP | | Ø 650 mm<br>Ø 950 mm<br>Ø 1250 mm | Ø 650 mm<br>Ø 950 mm | Ø 650 mm<br>Ø 950 mm<br>Ø 1250 mm | Ø 650 mm<br>Ø 950 mm | Ø 650 mm<br>Ø 950 mm |
| | | PIVOT | Ø 260 mm<br>Ø 330 mm | | | | | |
| | | FLOOR | Ø 330 mm | | | | | |
| EXTERIOR | | DOWN | Ø 260 mm | | | | | |
| | | PIVOT | Ø 260 mm | | | | | |
| | | PIVOT | Ø 260 mm | | | | | |

ON REQUREST: SUPERNOVA CAN BE OFFERED IN ANY RAL COLOUR,
MATCHING THE SPECIFIC LOOK AND FEEL OF YOUR INTERIOR DESIGN.

# SUPERNOVA XS



## SUPERNOVA XS RECESSED 260

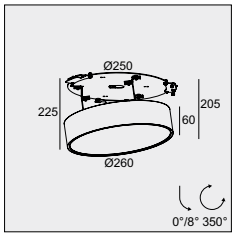


| SBL | | |
|---|---|---|
| 3000K / CRI>80 | | |
| LED CLUSTER 15W / 1580lm | | |
| NON DIM | 1-10V DIM | DALI DIM |
| **274 86 2515** ◇ | **274 86 2515 ED1** ◇ | **274 86 2515 ED5** ◇ |
| ◇ B / W | | |
| 220-240V / 50-60Hz | 110-240V / 50-60Hz | |

ØKIT x 200 max.25

□ 2,2 IP40

**REQUIREMENTS**
SUPERNOVA XS RECESSED KIT 260 ▸ **274 88 029**

## SUPERNOVA XS RECESSED 330

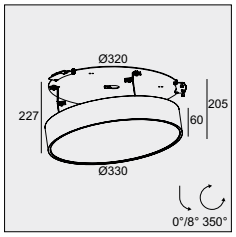


| SBL | | |
|---|---|---|
| 3000K / CRI>80 | | |
| LED CLUSTER 22W / 2600lm | | |
| NON DIM | 1-10V DIM | DALI DIM |
| **274 86 3224** ◇ | **274 86 3224 ED1** ◇ | **274 86 3224 ED5** ◇ |
| ◇ B / W | | |
| 110-240V / 50-60Hz | 220-240V / 50-60Hz | |

ØKIT x 200 max.25

□ 2,7 IP40

**REQUIREMENTS**
SUPERNOVA XS RECESSED KIT 330 ▸ **274 88 036**

## SUPERNOVA XS RECESSED KIT

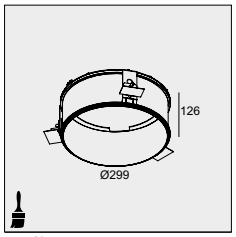


300 x 200 / max.25

**SUPERNOVA XS RECESSED KIT 260**

**274 88 029**

1,1

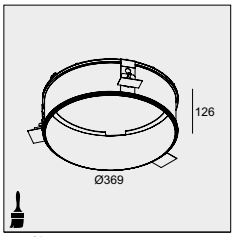


371 x 200 / max.25

**SUPERNOVA XS RECESSED KIT 330**

**274 88 036**

1,4

POSITION FOR INSTALLATION

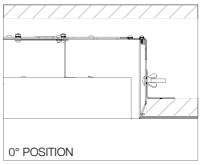


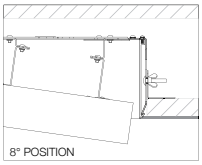

# SUPERNOVA

GOOD DESIGN award



SUPERNOVA TRIMLESS

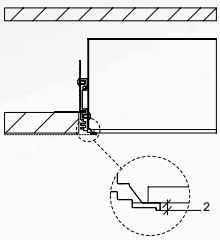



SUPERNOVA + RECESSED KIT



## SUPERNOVA TRIMLESS 65

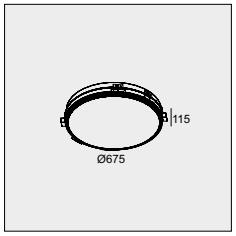


| FULL / SBL | LINE / SBL | | |
|---|---|---|---|
| 3000K / CRI>80 | 3000K / CRI>80 | | |
| LED CLUSTER 45W / 7230lm | LED CLUSTER 57W / 9200lm | | |
| 1-10V DIM | NON DIM | 1-10V DIM | DALI DIM |
| **274 89 6528 ED1** | **274 89 06 83** | **274 89 06 83 ED1** | **274 89 06 83 ED5** |
| 120-240V / 50-60Hz | 220-240V / 0 \| 50-60Hz | | |
| 6,8 IP20 | 6,6 IP20 | | |

685 x 200 / max.25

## SUPERNOVA TRIMLESS 95

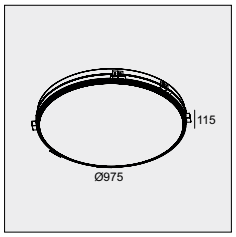


| FULL / SBL | LINE / SBL | | |
|---|---|---|---|
| 3000K / CRI>80 | 3000K / CRI>80 | | |
| LED CLUSTER 105W / 16950lm | LED CLUSTER 143W / 23000lm | | |
| 1-10V DIM | NON DIM | 1-10V DIM | DALI DIM |
| **274 89 9528 ED1** | **274 89 09 83** | **274 89 09 83 ED1** | **274 89 09 83 ED5** |
| 120-240V / 50-60Hz | 220-240V / 0 \| 50-60Hz | | |
| 8,9 IP20 | 8,9 IP20 | | |

985 x 200 / max.25

## SUPERNOVA TRIMLESS 125

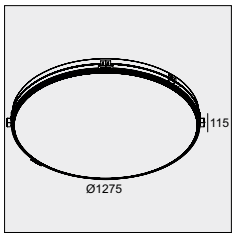


| FULL / SBL | LINE / SBL | | |
|---|---|---|---|
| 3000K / CRI>80 | 3000K / CRI>80 | | |
| LED CLUSTER 213W / 33575lm | LED CLUSTER 239W / 36800lm | | |
| 1-10V DIM | NON DIM | 1-10V DIM | DALI DIM |
| **274 89 12528 ED1** | **274 89 12 83** | **274 89 12 83 ED1** | **274 89 12 83 ED5** |
| 120-240V / 50-60Hz | 220-240V / 0 \| 50-60Hz | | |
| 10,8 IP20 | 10,8 IP20 | | |

1285 x 200 / max.25

**OPTIONS** (ONLY FOR LINE)
PRESENCE DETECTION HF SENSOR ▸ **300 90 311**

WIRELESS CONTROL Suitable for all dimmable luminaires. CTRL DELTA R

TECHNICAL DATA ▶ PAG TEC 4

## SUPERNOVA TRIMLESS 65 TW

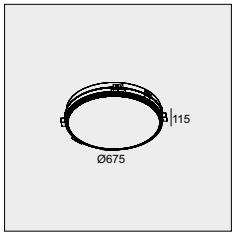


685 x 200 / max.25

| SBL | SBL |
|---|---|
| 2700-5700K / CRI>80 | 2700-5700K / CRI>80 |
| LED CLUSTER 51W<br>2700K / 4709lm - 5700K / 5177lm | |
| DALI DIM | WIRELESS DIM |
| **274 89 06 26 ED5** | **274 89 06 26 WD** |
| 120-240V / 0 \| 50-60Hz | 120-240V / 0 \| 50-60Hz |
| 2 DALI CONTROL CHANNELS DT6 | HUMAN CENTRIC LIGHT CONTROL (PAG TEC 13) |
| 6,6 IP20 | 6,6 IP20 |

## SUPERNOVA TRIMLESS 95 TW

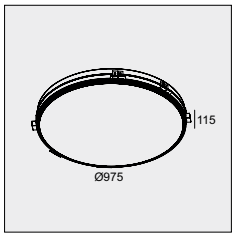


985 x 200 / max.25

| SBL | SBL |
|---|---|
| 2700-5700K / CRI>80 | 2700-5700K / CRI>80 |
| LED CLUSTER 127W<br>11773K / 16957lm - 5700K / 12943lm | |
| DALI DIM | WIRELESS DIM |
| **274 89 09 26 ED5** | **274 89 09 26 WD** |
| 120-240V / 0 \| 50-60Hz | 120-240V / 0 \| 50-60Hz |
| 2 DALI CONTROL CHANNELS DT6 | HUMAN CENTRIC LIGHT CONTROL (PAG TEC 13) |
| 8,9 IP20 | 8,9 IP20 |

## SUPERNOVA TRIMLESS 125 TW

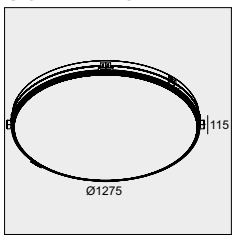


1285 x 200 / max.25

| SBL | SBL |
|---|---|
| 2700-5700K / CRI>80 | 2700-5700K / CRI>80 |
| LED CLUSTER 203W<br>18836K / 27131lm - 5700K / 20708lm | |
| DALI DIM | WIRELESS DIM |
| **274 89 12 26 ED5** | **274 89 12 26 WD** |
| 120-240V / 0 \| 50-60Hz | 120-240V / 0 \| 50-60Hz |
| 2 DALI CONTROL CHANNELS DT6 | HUMAN CENTRIC LIGHT CONTROL (PAG TEC 13) |
| 10,8 IP20 | 10,8 IP20 |

## SUPERNOVA 65

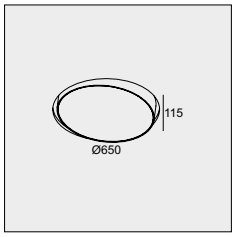


| FULL / SBL | LINE / SBL | | | LINE / PRISMATIC | | |
|---|---|---|---|---|---|---|
| 3000K / CRI>80 | 3000K / CRI>80 | | | | | |
| LED CLUSTER 45W / 7230lm | LED CLUSTER 57W / 9200lm | | | | | |
| 1-10V DIM | NON DIM | 1-10V DIM | DALI DIM | NON DIM | 1-10V DIM | DALI DIM |
| **274 95 6528 ED1** ◇ | **274 95 06 83** ◇ | **274 95 06 83 ED1** ◇ | **274 95 06 83 ED5** ◇ | **274 95 06 83 PR** ◇ | **274 95 06 83 PR ED1** ◇ | **274 95 06 83 PR ED5** ◇ |
| ◇ B / W | ◇ B / W | | | | | |
| 120-240V / 50-60Hz | 220-240V / 0 \| 50-60Hz | | | | | |
| 8,7 IP20 | 8,7 IP20 | | | | | |

ØKIT x 200 / max.25

**REQUIREMENTS**
SUPERNOVA 65 RECESSED KIT ▸ **274 94 0710**
SUSPENSION SET 18 3m or ED1 ▸ **328 18 43** or **328 18 43 ED1** (FOR ED1 or ED5)

**OPTION** ONLY FOR LINE
PRESENCE DETECTION HF SENSOR ▸ **300 90 311**

## SUPERNOVA 95

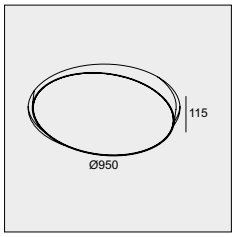


| FULL / SBL | LINE / SBL | | | LINE / PRISMATIC | | |
|---|---|---|---|---|---|---|
| 3000K / CRI>80 | 3000K / CRI>80 | | | | | |
| LED CLUSTER 105W / 16950lm | LED CLUSTER 143W / 23000lm | | | | | |
| 1-10V DIM | NON DIM | 1-10V DIM | DALI DIM | NON DIM | 1-10V DIM | DALI DIM |
| **274 95 9528 ED1** ◇ | **274 95 09 83** ◇ | **274 95 09 83 ED1** ◇ | **274 95 09 83 ED5** ◇ | **274 95 09 83 PR** ◇ | **274 95 09 83 PR ED1** ◇ | **274 95 09 83 PR ED5** ◇ |
| ◇ B / W | ◇ B / W | | | | | |
| 120-240V / 50-60Hz | 220-240V / 0 \| 50-60Hz | | | | | |
| 12,7 IP20 | 12,7 IP20 | | | | | |

ØKIT x 200 / max.25

**REQUIREMENTS**
SUPERNOVA 95 RECESSED KIT ▸ **274 94 1010**
SUSPENSION SET 18 3m or ED1 ▸ **328 18 43** or **328 18 43 ED1** (FOR ED1 or ED5)

**OPTION** ONLY FOR LINE
PRESENCE DETECTION HF SENSOR ▸ **300 90 311**

## SUPERNOVA 125

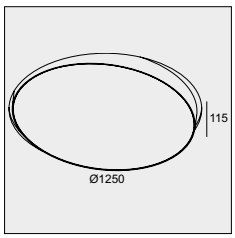


| FULL / SBL | LINE / SBL | | |
|---|---|---|---|
| 3000K / CRI>80 | 3000K / CRI>80 | | |
| LED CLUSTER 213W / 33575lm | LED CLUSTER 239W / 36800lm | | |
| 1-10V DIM | NON DIM | 1-10V DIM | DALI DIM |
| **274 95 12528 ED1** ◇ | **274 95 12 83** ◇ | **274 95 12 83 ED1** ◇ | **274 95 12 83 ED5** ◇ |
| ◇ B / W | ◇ B / W | | |
| 120-240V / 50-60Hz | 220-240V / 0 \| 50-60Hz | | |
| 16,6 IP20 | 16,6 IP20 | | |

ØKIT x 200 / max.25

**REQUIREMENTS**
SUPERNOVA 125 RECESSED KIT ▸ **274 94 1310**
SUSPENSION SET 18 3m or ED1 ▸ **328 18 43** or **328 18 43 ED1** (FOR ED1 or ED5)

**OPTION** ONLY FOR LINE
PRESENCE DETECTION HF SENSOR ▸ **300 90 311**


PRESENCE DETECTION HF SENSOR

WIRELESS CONTROL Suitable for all dimmable luminaires. CTRL DELTA R

TECHNICAL DATA ▸ PAG TEC 4

## SUPERNOVA LINE 65 TW

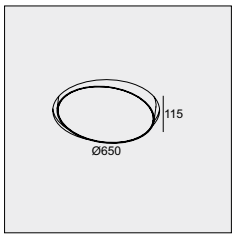


| | |
|---|---|
| SBL | SBL |
| 2700-5700K / CRI>80 | 2700-5700K / CRI>80 |
| LED CLUSTER 51W<br>2700K / 4709lm - 5700K / 5177lm | |
| DALI DIM | WIRELESS DIM |
| **274 95 06 26 ED5** ◇ | **274 95 06 26 WD** ◇ |
| ◇ B / W | ◇ B / W |
| 220-240V / 0 \| 50-60Hz | 220-240V / 0 \| 50-60Hz |
| 2 DALI CONTROL CHANNELS DT6 | HUMAN CENTRIC LIGHT CONTROL (PAG TEC 13) |
| 6,6 IP20 | 6,6 IP20 |

ØKIT x 200 / max.25

**REQUIREMENTS**
SUPERNOVA 65 RECESSED KIT ▸ **274 94 0710**
SUSPENSION SET 18 3m TW ED5 ▸ **328 18 43 TW ED5**
SUSPENSION SET 18 3m ▸ **328 18 43** (FOR WD VERSION)

## SUPERNOVA LINE 95 TW

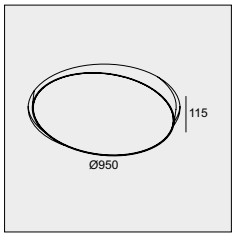


| | |
|---|---|
| 2700-5700K / CRI>80 | 2700-5700K / CRI>80 |
| LED CLUSTER 127W<br>11773K / 16957lm - 5700K / 12943lm | |
| DALI DIM | WIRELESS DIM |
| **274 95 09 26 ED5** ◇ | **274 95 09 26 WD** ◇ |
| ◇ B / W | ◇ B / W |
| 220-240V / 0 \| 50-60Hz | 220-240V / 0 \| 50-60Hz |
| 2 DALI CONTROL CHANNELS DT6 | HUMAN CENTRIC LIGHT CONTROL (PAG TEC 13) |
| 8,9 IP20 | 8,9 IP20 |

ØKIT x 200 / max.25

**REQUIREMENTS**
SUPERNOVA 95 RECESSED KIT ▸ **274 94 1010**
SUSPENSION SET 18 3m TW ED5 ▸ **328 18 43 TW ED5**
SUSPENSION SET 18 3m ▸ **328 18 43** (FOR WD VERSION)

## SUPERNOVA LINE 125 TW

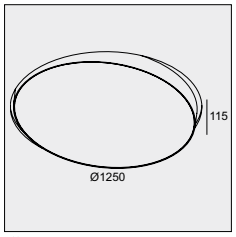


| | |
|---|---|
| 2700-5700K / CRI>80 | 2700-5700K / CRI>80 |
| LED CLUSTER 203W<br>18836K / 27131lm - 5700K / 20708lm | |
| DALI DIM | WIRELESS DIM |
| **274 95 12 26 ED5** ◇ | **274 95 12 26 WD** ◇ |
| ◇ B / W | ◇ B / W |
| 220-240V / 0 \| 50-60Hz | 220-240V / 0 \| 50-60Hz |
| 2 DALI CONTROL CHANNELS DT6 | HUMAN CENTRIC LIGHT CONTROL (PAG TEC 13) |
| 8,9 IP20 | 8,9 IP20 |

ØKIT x 200 / max.25

**REQUIREMENTS**
SUPERNOVA 125 RECESSED KIT ▸ **274 94 1310**
SUSPENSION SET 18 3m TW ED5 ▸ **328 18 43 TW ED5**
SUSPENSION SET 18 3m ▸ **328 18 43** (FOR WD VERSION)

## SUPERNOVA RECESSED KIT




735 x 200 / max.25

**SUPERNOVA 65 RECESSED KIT**

**274 94 0710**

3,1

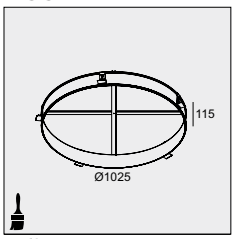


1035 x 200 / max.25

**SUPERNOVA 95 RECESSED KIT**

**274 94 1010**

3,1

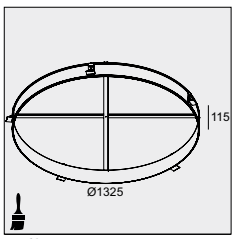


1335 x 200 / max.25

**SUPERNOVA 125 RECESSED KIT**

**274 94 1310**

4,6


ARCHION ARCHITECTS



ARCHION ARCHITECTS





HULPIA ARCHITECTS





# SUPERDOME



PLEASE FIND THE OTHER MEMBERS
▼ OF THIS FAMILY ▼



**INTERIOR**
CEILING SUSPENDED

## SUPERDOME RECESSED

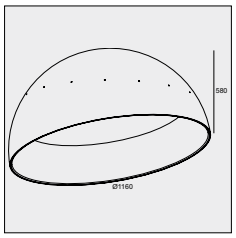


3000K / CRI>80

LED CLUSTER 105W / 3000K / 16950lm

1-10V DIM

**321 96 9528 ED1** ◇

◇ B-W / W-W

120-240V / 50-60Hz

23,0 IP20

KIT x 350

**REQUIREMENTS**
SUPERDOME RECESSED KIT ▸ **321 96 1036**

## SUPERDOME E27 RECESSED

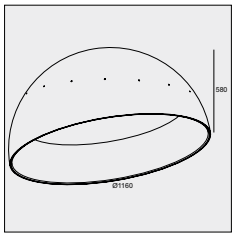


3 x TC-TSE max.23W
3 x TCA-SE max.23W

**321 96 327** ◇

◇ B-W / W-W

E27Ls / 100-240V / 50-60Hz

21,0 IP20

KIT x 350

**REQUIREMENTS**
SUPERDOME RECESSED KIT ▸ **321 96 1036**

## SUPERDOME RECESSED KIT

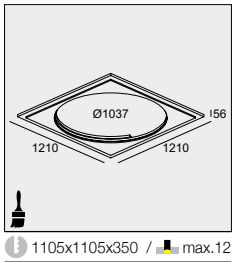


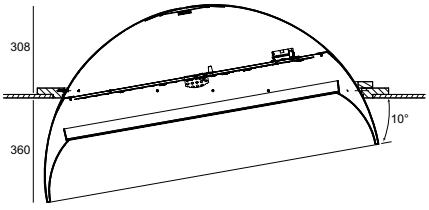


1105x1105x350 / max.12

**321 96 1036**

4,2



LEVEL 3 INTERIEURARCHITECTEN



ARCHITECT NICOLAS DERVICHIAN / PROJECT GHELAMCO

# CEILING
# SURFACE / SUSPENDED

This chapter combines the ceiling surface mounted and ceiling suspended luminaires. These collections feature many carefully designed shapes for all preferences and purposes. We invite you to discover new levels in flexibility, exciting materials, colours and shapes, a wide variety of lighting effects and industry leading efficiency, enabling you to upgrade any project with customized lighting concepts.

**www.deltalight.com/ICS**

To discover more, or download technical files of your preferred product,
just add the product reference (without colour) or name to the deltalight.com url.
E.g. www.deltalight.com/41431811922 or www.deltalight.com/spy-trimless



PHOTOGRAPHY MARK SEELEN FOR VIPP

# INDEX



**TWEETER M ON**
INT 233


**BOXY XL R**
INT 259


**TWENTY-7 ON**
INT 289


**SPY S**
INT 313


**NEEDLE**
INT 345


**SUPERLOOP VC**
INT 387


**TWEETER ON**
INT 235


**BOXY**
INT 261


**PUNK**
INT 291


**SPY ON**
INT 317


**XY180**
INT 351


**SUPERLOOP VR**
INT 389


**YOU-TURN ON**
INT 241


**BOXY XL**
INT 265


**PUNK C**
INT 293


**MAXISPY**
INT 319


**LASS-OH!**
INT 365


**SUPER-OH! XS**
INT 399


**DIRO SBL S ON**
INT 247


**MINIGRID ON**
INT 273


**JAZZY**
INT 299


**VIZIR CLIP**
INT 331


**FINTO MDL**
INT 371


**SUPER-OH!**
INT 401


**LINK S**
INT 251


**DOT.COM L**
INT 279


**MICROSPY ON C**
INT 305


**HEDRA ON**
INT 335


**SUPERLOOP MDL**
INT 379


**SUPER-OH!**
INT 403


**BOXY R**
INT 257


**DOT.COM WALLWASH**
INT 285


**MIDISPY JAC**
INT 307


**HEDRA C**
INT 337


**SUPERLOOP HC**
INT 385


**PITCH**
INT 411



**SUPERNOVA XS**
INT 417



**OUTFIT L**
INT 441



**JETI**
INT 463




**MELLO**
INT 489



**SUPERNOVA**
INT 421



**GIBBO**
INT 445




**ONE-AND-ONLY**
INT 467




**SUPERNOVA FLAT**
INT 425



**NYX**
INT 445



**B-LINER**
INT 471




**WINDOW**
INT 433



**HUSK**
INT 445



**STREAMLINER**
INT 471



**RAND**
INT 437



**METRONOME**
INT 453




**MILES**
INT 477



**OUTFIT U**
INT 441



**SUPERDOME**
INT 459




**SOIREE**
INT 483

| | |
|---|---|
| B-LINER | INT 471 |
| BOXY | INT 261 |
| BOXY R | INT 257 |
| BOXY XL R | INT 259 |
| BOXY XL S | INT 265 |
| DIRO SBL L ON | INT 247 |
| DOT.COM L | INT 279 |
| DOT.COM ON WALLWASH | INT 285 |
| FINTO | INT 371 |
| GIBBO | INT 445 |
| HEDRA C | INT 337 |
| HEDRA ON | INT 335 |
| HUSK | INT 445 |
| JAZZY | INT 299 |
| JETI | INT 463 |
| LASS-OH | INT 365 |
| LINK S | INT 251 |
| MAXISPY | INT 319 |
| MELLO | INT 489 |
| METRONOME | INT 453 |
| MICROSPY C | INT 305 |
| MIDISPY JAC | INT 307 |
| MILES | INT 477 |
| MINIGRID ON | INT 273 |
| NEEDLE | INT 345 |
| NYX | INT 445 |
| ONE-AND-ONLY | INT 467 |
| OUTFIT L | INT 441 |
| OUTFIT U | INT 441 |
| PITCH | INT 411 |
| PUNK | INT 291 |
| PUNK C | INT 293 |
| RAND | INT 437 |
| SOIREE | INT 483 |
| SPY C | INT 305 |
| SPY ON | INT 317 |
| SPY S | INT 313 |
| STREAMLINER | INT 471 |
| SUPERDOME | INT 459 |
| SUPERLOOP HC MDL | INT 379 |
| SUPERLOOP HC SBL | INT 385 |
| SUPERLOOP VC SBL | INT 387 |
| SUPERLOOP VR SBL | INT 389 |
| SUPERNOVA | INT 421 |
| SUPERNOVA FLAT | INT 425 |
| SUPERNOVA XS | INT 417 |
| SUPER-OH! | INT 403 |
| SUPER-OH! SBL | INT 401 |
| SUPER-OH! XS | INT 399 |
| TWEETER M ON | INT 233 |
| TWEETER ON | INT 235 |
| TWENTY-7 ON | INT 289 |
| VIZIR CLIP | INT 331 |
| WINDOW | INT 433 |
| XY180 | INT 351 |
| YOU-TURN ON | INT 241 |

# TWEETER M ON

PATENTED EX-CENTRIC ROTATION SYSTEM®

play.deltalight.com/tweeter
play.deltalight.com/ers

GOOD DESIGN award



PLEASE FIND THE OTHER MEMBERS
▼ OF THIS FAMILY ▼



**INTERIOR**
CEILING RECESSED

## TWEETER M ON 1

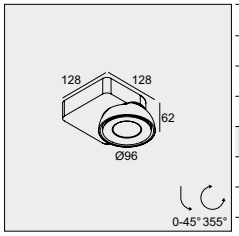


| 3000K / CRI>90 | | 2700K / CRI>90 | |
|---|---|---|---|
| 10,4W / 1118lm / 500mA | | 10,4W / 1073lm / 500mA | |
| MAINS DIMMING (FE) | | | |
| 33° | 50° | 33° | 50° |
| **418 51 811 932 ED8** ◇ | **418 51 811 933 ED8** ◇ | **418 51 811 922 ED8** ◇ | **418 51 811 923 ED8** ◇ |
| ◇ B-C / W-W | | | |
| 220-240V / 50-60Hz | | | |

0,8 IP20

## TWEETER M ON 2

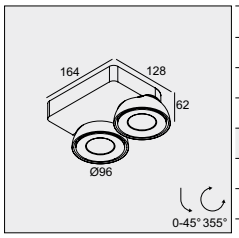


| 3000K / CRI>90 | | 2700K / CRI>90 | |
|---|---|---|---|
| 2 x 10,4W / 1118lm / 500mA | | 2 x 10,4W / 1073lm / 500mA | |
| MAINS DIMMING (FE) | | | |
| 33° | 50° | 33° | 50° |
| **418 51 812 932 ED8** ◇ | **418 51 812 933 ED8** ◇ | **418 51 812 922 ED8** ◇ | **418 51 812 923 ED8** ◇ |
| ◇ B-C / W-W | | | |
| 220-240V / 50-60Hz | | | |

1,3 IP20

## TWEETER M ON 1 WDL

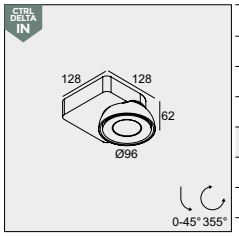


**REQUIREMENTS**
LED POWER SUPPLY 48V-DC

| 3000K / CRI>90 | | 2700K / CRI>90 | |
|---|---|---|---|
| 10,4W / 1118lm / 500mA | | 10,4W / 1073lm / 500mA | |
| WIRELESS DIM | | | |
| 33° | 50° | 33° | 50° |
| **418 51 811 932 WDL** ◇ | **418 51 811 933 WDL** ◇ | **418 51 811 922 WDL** ◇ | **418 51 811 923 WDL** ◇ |
| ◇ B-C / W-W | | | |
| INCL.WIRELESS DIMMABLE CONVERTER 48V-DC TO 500mA | | | |

0,8 IP20

## TWEETER M ON 2 WDL

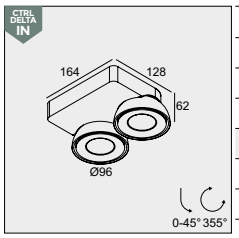


**REQUIREMENTS**
LED POWER SUPPLY 48V-DC

| 3000K / CRI>90 | | 2700K / CRI>90 | |
|---|---|---|---|
| 2 x 10,4W / 1118lm / 500mA | | 2 x 10,4W / 1073lm / 500mA | |
| WIRELESS DIM | | | |
| 33° | 50° | 33° | 50° |
| **418 51 812 932 WDL** ◇ | **418 51 812 933 WDL** ◇ | **418 51 812 922 WDL** ◇ | **418 51 812 923 WDL** ◇ |
| ◇ B-C / W-W | | | |
| INCL.WIRELESS DIMMABLE CONVERTER 48V-DC TO 500mA | | | |

1,3 IP20

# TWEETER ON

PATENTED EX-CENTRIC ROTATION SYSTEM®

play.deltalight.com/tweeter
play.deltalight.com/ers

reddot design award
winner

AWARD
DESIGN PLUS
light+building

interior
innovation
award
2013
Winner

top
design
award
2013



PLEASE FIND THE OTHER MEMBERS
▼ OF THE TWEETER FAMILY ▼



**INTERIOR**
CEILING RECESSED



**PROFILES**
MAGNETIC MODULE

WIRELESS CONTROL CTRL DELTA R
Suitable for all dimmable luminaires.
**TECHNICAL DATA** ▶ PAG TEC 4

## TWEETER ON 1

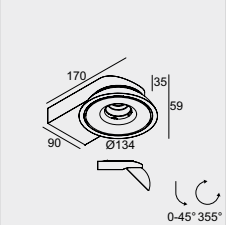


| 3000K / CRI>90 | | 2700K / CRI>90 | |
|---|---|---|---|
| 10,4W / 1118lm / 500mA | | 10,4W / 1073lm / 500mA | |
| MAINS DIMMING (FE) | | | |
| 33° | 50° | 33° | 50° |
| **206 31 811 932 ED8** ◇ | **206 31 811 933 ED8** ◇ | **206 31 811 922 ED8** ◇ | **206 31 811 923 ED8** ◇ |
| ◇ W | | | |
| 110-240V / 50-60Hz | | | |

**ACCESSORIES**
TWEETER CLIP + HONEYCOMB / LENS / GLASS

□ 0,7 IP20

## TWEETER ON 2

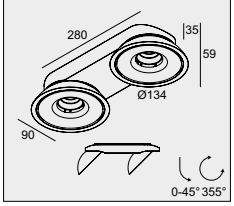


| 3000K / CRI>90 | | 2700K / CRI>90 | |
|---|---|---|---|
| 2 x 10,4W / 1118lm / 500mA | | 2 x 10,4W / 1073lm / 500mA | |
| MAINS DIMMING (FE) | | | |
| 33° | 50° | 33° | 50° |
| **206 31 812 932 ED8** ◇ | **206 31 812 933 ED8** ◇ | **206 31 812 922 ED8** ◇ | **206 31 812 923 ED8** ◇ |
| ◇ W | | | |
| 110-240V / 50-60Hz | | | |

**ACCESSORIES**
TWEETER CLIP + HONEYCOMB / LENS / GLASS

□ 1,1 IP20



CASTEELKEN



ARCHITECTS: GOVAERT & VANHOUTTE



REID-SENEPART ARCHITECTEN



REID - SENEPART ARCHITECTEN

# YOU-TURN

reddot design award
winner

GOOD DESIGN award

**Delta'11 Awards**
Silver
Delta



PLEASE FIND THE OTHER MEMBERS
▼ OF THIS FAMILY ▼



**INTERIOR**
CEILING RECESSED



**INTERIOR**
TRACK

WIRELESS CONTROL
Suitable for all dimmable luminaires.
CTRL DELTA R

**TECHNICAL DATA** ▶ PAG TEC 4

## YOU-TURN ON

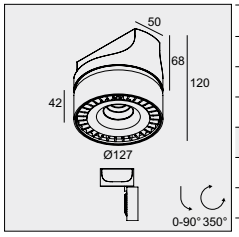


| 3000K / CRI>90 | | 2700K / CRI>90 | |
|---|---|---|---|
| 10,4W / 1118lm / 500mA | | 10,4W / 1073lm / 500mA | |
| MAINS DIMMING (FE) | | | |
| 33° | 50° | 33° | 50° |
| **313 020 811 932 ED8** ◇ | **313 020 811 933 ED8** ◇ | **313 020 811 922 ED8** ◇ | **313 020 811 923 ED8** ◇ |
| ◇ W-B | | | |
| 110-240V / 50-60Hz | | | |

1,0 IP20






EXIT




STARBUCKS ROASTERY AND TASTING
ARCHITECT GENSLER
LIGHTING DESIGNER NITEO LIGHTING SEATTLE

# DIRO SBL ON

PLEASE FIND THE OTHER MEMBERS
▼ OF THIS FAMILY ▼



**INTERIOR**
CEILING RECESSED

WIRELESS CONTROL
Suitable for all dimmable luminaires.
CTRL DELTA R

TECHNICAL DATA ▶ PAG TEC 4

## DIRO SBL S ON

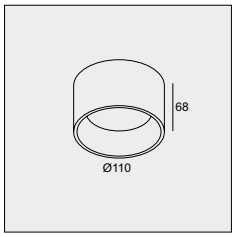


| 3000K / CRI>80 | NEW 2700K / CRI>80 |
|---|---|
| CLUSTER 5,9W / 882lm / 350mA | |
| **251 77 83** ◇ | **251 77 82** ◇ |
| ◇ **B** / W | ◇ W |
| 100-240V / 50-60Hz | |
| □ 0,7 IP43 | |

## DIRO SBL L ON

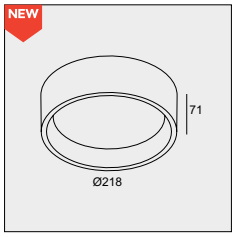


| 3000K / CRI>80 | 2700K / CRI>80 |
|---|---|
| LED CLUSTER 17,5W / 2635lm / 1050mA | |
| **251 81 83** ◇ | **251 81 82** ◇ |
| ◇ B / W | ◇ W |
| 100-240V / 50-60Hz | |
| □ 1,7 IP43 | |





NEW

# LINK S



LINK S 3 W



LINK S 1 FG

WIRELESS CONTROL
Suitable for all dimmable luminaires.
CTRL DELTA R
TECHNICAL DATA ▶ PAG TEC 4

## LINK S 1

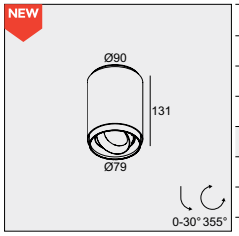


| | |
|---|---|
| 3000K / CRI>90 | 2700K / CRI>90 |
| 7,1W / 805lm / 350mA | 7,1W / 773lm / 350mA |
| 33° | |
| MAINS DIMMING (FE) | |
| **13816 9328** ◇ | **13816 9228** ◇ |
| ◇ B / FG / W | |
| 220-240V / 50-60Hz | |
| ◇ 0,7 IP20 | |

## LINK S 2

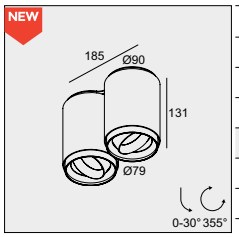


| | |
|---|---|
| 3000K / CRI>90 | 2700K / CRI>90 |
| 2 x 7,1W / 805lm / 350mA | 2 x 7,1W / 773lm / 350mA |
| 33° | |
| MAINS DIMMING (FE) | |
| **13817 9328** ◇ | **13817 9228** ◇ |
| ◇ B / FG / W | |
| 220-240V / 50-60Hz | |
| ◇ 1,4 IP20 | |

## LINK S 3

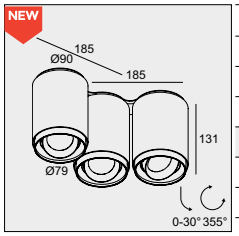


| | |
|---|---|
| 3000K / CRI>90 | 2700K / CRI>90 |
| 3 x 7,1W / 805lm / 350mA | 3 x 7,1W / 773lm / 350mA |
| 33° | |
| MAINS DIMMING (FE) | |
| **13818 9328** ◇ | **13818 9228** ◇ |
| ◇ B / FG / W | |
| 220-240V / 50-60Hz | |
| ◇ 2,1 IP20 | |



CASTEELKEN



CASTEELKEN

# BOXY
# OVERVIEW

What once began as a cubic luminaire is now an elaborate family of surface mounted and pendant luminaires, both cubic and cylindrical shaped.
Though different in shape, still uniform in look, as both shapes have a deeper recessed LED module with a conical, coloured insert in front. While the deeper recessed LED module reduces the glare, the choice in colour creates possibilities for playful and attractive lighting solutions.
Alongside the different shapes, this family offers indoor and outdoor luminaires, a perfect solution when recessing is not an option. Furthermore, the WDL versions of Boxy are stand-alone luminaires for an easy wireless CTRL Delta lighting set-up.

**BOXY R**
The round version in this Boxy family has many faces: its simple cylindrical shape can be used as a downlight with adjustable or non adjustable light source, as a spotlight - on track or surface mounted - to direct the light wherever you desire, or as a simple pendant solution hanging down on its cable.

**BOXY**
The straightforward, contemporary squared design on Boxy lets you install it in every application, even more as you can choose the finsihing colour of the inner cone on the single and double LED luminaires.

**BOXY XL**
The XL versions of Boxy allow lighting solutions up to 2700lm for both round and square LED luminiares within a bigger, similar design of the smaller members of the family.

**www.deltalight.com/boxy**

| | | | **BOXY** | | | | **BOXY XL** | |
|---|---|---|---|---|---|---|---|---|
| | | | LED<br>380 - 774 lm | | HALOGEN | | LED<br>1995 - 2752 lm | |
| | | | ROUND | SQUARE | ROUND | SQUARE | ROUND | SQUARE |
| INTERIOR | | FIX |  |  |  |  |  |  |
| | | ADJUSTABLE |  | | | | | |
| | | |  | | | |  | |
| | | | | ✓ | | | | |
| EXTERIOR | | FIX | ✓ | ✓ | | | | |

# BOXY R



WIRELESS CONTROL Suitable for all dimmable luminaires. CTRL DELTA R

TECHNICAL DATA ▶ PAG TEC 4

## BOXY R

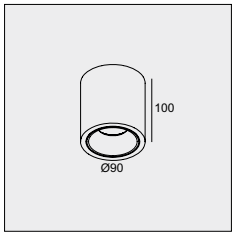


| 3000K / CRI>90 | | 2700K / CRI>90 | |
|---|---|---|---|
| 10,4W / 1118lm / 500mA | | 10,4W / 1073lm / 500mA | |
| 33° | | | |
| NON DIM | MAINS DIMMING (FE) | NON DIM | MAINS DIMMING (FE) |
| **251 70 811 932** ◇ | **251 70 811 932 ED8** ◇ | **251 70 811 922** ◇ | **251 70 811 922 ED8** ◇ |
| ◇ B-B / B-MMAT / W-B / W-W (+ B-FBR / B-FG FOR ED8) | | | |
| 110-240V / 50-60Hz | | | |

0,6 IP40 / IP53 (ED8)

**ACCESSORIES**
BOXY HONEYCOMB / LENS / GLASS

## BOXY R WDL

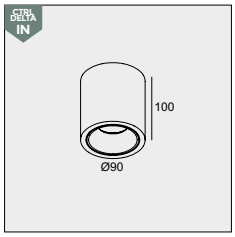


| 3000K / CRI>90 | 2700K / CRI>90 |
|---|---|
| 10,4W / 1118lm / 500mA | 10,4W / 1073lm / 500mA |
| 33° | |
| WIRELESS DIM | |
| **251 70 811 932 WDL** ◇ | **251 70 811 922 WDL** ◇ |
| ◇ B-B / B-FBR / B-FG / B-MMAT / W-B / W-W | |
| INCL.WIRELESS DIMMABLE CONVERTER 48V-DC TO 500mA | |

0,6 IP20

**REQUIREMENTS**
LED POWER SUPPLY 48V-DC

**ACCESSORIES**
BOXY HONEYCOMB / LENS / GLASS

## BOXY R OK

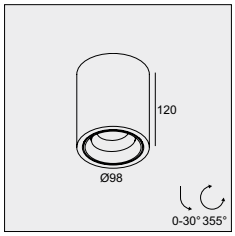


| 3000K / CRI>90 | 2700K / CRI>90 |
|---|---|
| 10,4W / 1118lm / 500mA | 10,4W / 1073lm / 500mA |
| 33° | |
| MAINS DIMMING (FE) | |
| **251 77 811 932 ED8** ◇ | **251 77 811 922 ED8** ◇ |
| ◇ B-B / B-MMAT / W-B / W-W | |
| 220-240V / 50-60Hz | |

0,9 IP20

## BOXY R Hi

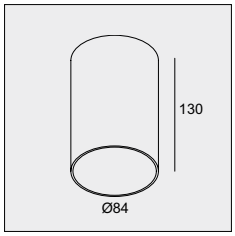


1 x QPAR51 max.35W

**279 72 20** ◇

◇ W

GU10 / 100-240V / 50-60Hz

0,5 IP20 0,5

**OPTIONS**
**LED** SOLUTION - PAG TEC 8

# BOXY RB
# BOXY XL R



BOXY XL R C W-B



CABLE BASE

WIRELESS CONTROL CTRL DELTA R
Suitable for all dimmable luminaires.
TECHNICAL DATA ▸ PAG TEC 4

## BOXY RB

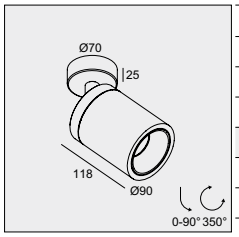


| 3000K / CRI>90 | 2700K / CRI>90 |
|---|---|
| 10,4W / 1118lm / 500mA | 10,4W / 1073lm / 500mA |
| 33° | |
| MAINS DIMMING (FE) | |
| **251 74 811 932 ED8** ◇ | **251 74 811 922 ED8** ◇ |
| ◇ B-B / B-MMAT / W-B / W-W | |
| 110-240V / 50-60Hz | |

□ 0,9 IP20

**ACCESSORIES**
BOXY HONEYCOMB / LENS / GLASS

## BOXY R C

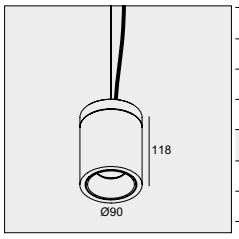


| 3000K / CRI>90 | 2700K / CRI>90 |
|---|---|
| 10,4W / 1118lm / 500mA | 10,4W / 1073lm / 500mA |
| 33° | |
| MAINS DIMMING (FE) | |
| **251 75 811 932 ED8** ◇ | **251 75 811 922 ED8** ◇ |
| ◇ B-B / B-MMAT / W-B / W-W | |
| 110-240V / 50-60Hz | |

INCL.1 x CABLE 2 x 0.75mm2
INCL.1 x CABLE SUSP. SINGLE AUTO 1,6m

◇ 0,9 IP20

**OPTIONS**
SUSPENSION + CONNECTION TRIMLESS ▸ **328 10 02**

**ACCESSORIES**
BOXY HONEYCOMB / LENS / GLASS

## BOXY XL R

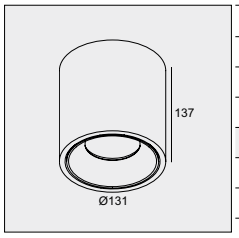


| 3000K / CRI>90 | | 2700K / CRI>90 | |
|---|---|---|---|
| 16,8W / 2075lm / 500mA | | 16,8W / 2000lm / 500mA | |
| MAINS DIMMING (FE) | | | |
| 20° | 37° | 20° | 37° |
| **251 71 21 931** ◇ | **251 71 21 933** ◇ | **251 71 21 921** ◇ | **251 71 21 923** ◇ |
| ◇ B-B / W-B / W-W | | | |
| 220-240V / 50-60Hz | | | |

□ 1,5 IP20

**ACCESSORIES**
HONEYCOMB / LENS / GLASS SBL 78

## BOXY XL R DIM1

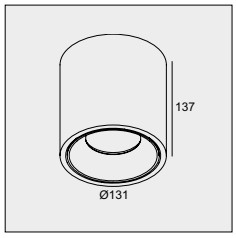


| 3000K / CRI>90 | | 2700K / CRI>90 | |
|---|---|---|---|
| 24,3W / 2862lm / 700mA | | 24,3W / 2759lm / 700mA | |
| 1-10V DIM | | | |
| 20° | 37° | 20° | 37° |
| **251 71 21 931 ED1** ◇ | **251 71 21 933 ED1** ◇ | **251 71 21 921 ED1** ◇ | **251 71 21 923 ED1** ◇ |
| ◇ B-B / W-B / W-W | | | |
| 120-240V / 50-60Hz | | | |

□ 1,5 IP20

**ACCESSORIES**
HONEYCOMB / LENS / GLASS SBL 78

## BOXY XL R C

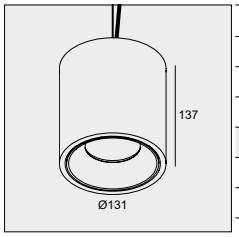


| 3000K / CRI>90 | | 2700K / CRI>90 | |
|---|---|---|---|
| 16,8W / 2075lm / 500mA | | 16,8W / 2000lm / 500mA | |
| MAINS DIMMING (FE) | | | |
| 20° | 37° | 20° | 37° |
| **251 73 21 931** ◇ | **251 73 21 933** ◇ | **251 73 21 921** ◇ | **251 73 21 923** ◇ |
| ◇ B-B / W-B / W-W | | | |
| 220-240V / 50-60Hz | | | |

INCL.1 x CABLE 2 x 0.75mm2
INCL.1 x CABLE SUSP. SINGLE AUTO 1,6m

◇ 1,8 IP20

**OPTIONS**
COVERSET R ◇ (Ø 90) ▸ **204 00 90** ANO / B / W
COVERSET R ◇ (Ø100) ▸ **204 00 100** ANO / B / W
SUSPENSION + CONNECTION TRIMLESS ▸ **328 10 02**

**ACCESSORIES**
HONEYCOMB / LENS / GLASS SBL 78

# BOXY L+







B-B



B-FBR



B-FG



W-B

WIRELESS CONTROL
Suitable for all dimmable luminaires.
CTRL DELTA R
TECHNICAL DATA ▶ PAG TEC 4

## BOXY L

NEW

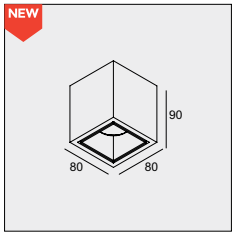


| | |
|---|---|
| 3000K / CRI>90 | 2700K / CRI>90 |
| 7,1W / 805lm / 350mA | 7,1W / 773lm / 350mA |
| 33° | |
| MAINS DIMMING (FE) | |
| **10726 9328** ◇ | **10726 9228** ◇ |
| ◇ A-A / B-B / B-FBR / B-FG / B-MMAT / W-W | |
| 220-240V / 50-60Hz | |

0,6 IP20

**ACCESSORIES**
BOXY HONEYCOMB / LENS / GLASS

## BOXY L+ WDL

CTRL DELTA IN

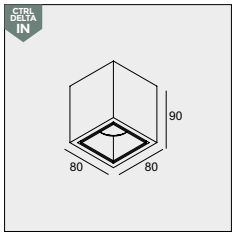


| | |
|---|---|
| 3000K / CRI>90 | 2700K / CRI>90 |
| 7,1W / 805lm / 350mA | 7,1W / 773lm / 350mA |
| 33° | |
| WIRELESS DIM | |
| **251 67 811 932 WDL** ◇ | **251 67 811 922 WDL** ◇ |
| ◇ A-A / B-B / B-FBR / B-FG / B-MMAT / W-W | |
| INCL.WIRELESS DIMMABLE CONVERTER 48V-DC TO 350mA | |

0,6 IP20

**REQUIREMENTS**
LED POWER SUPPLY 48V-DC

**ACCESSORIES**
BOXY HONEYCOMB / LENS / GLASS

## BOXY 2L

NEW

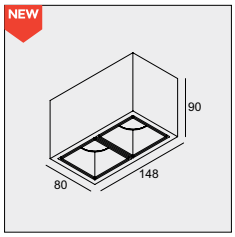


| | |
|---|---|
| 3000K / CRI>90 | 2700K / CRI>90 |
| 2 x 7,1W / 805lm / 350mA | 2 x 7,1W / 773lm / 350mA |
| 33° | |
| MAINS DIMMING (FE) | |
| **10727 9328** ◇ | **10727 9228** ◇ |
| ◇ A-A / B-B / B-FBR / B-FG / B-MMAT / W-W | |
| 220-240V / 50-60Hz | |

1,1 IP20

**ACCESSORIES**
BOXY HONEYCOMB / LENS / GLASS

# BOXY



WIRELESS CONTROL
Suitable for all dimmable luminaires.
CTRL DELTA R

TECHNICAL DATA ▶ PAG TEC 4

## BOXY

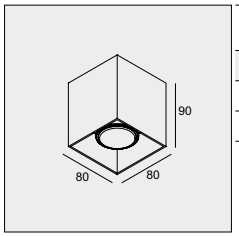


QPAR51 max.50W

**251 67 20** ◇

◇ ALU / B / W (max.35W)

GU10 / 100-240V / 50-60Hz

0,3 IP20 0,5

**OPTIONS**
COVERSET S ◇ (90) ▸ **204 90 90** ANO / B / W

## BOXY +

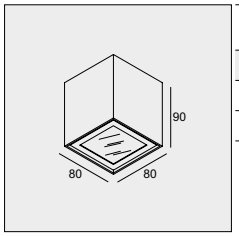


QPAR51 max.35W

**251 67 44** ◇

◇ A / G / W

GU10 / 100-240V / 50-60Hz

0,4 IP44 0,5

**OPTIONS**
COVERSET S ◇ (90) ▸ **204 90 90** ANO / B / W

# BOXY XL S



WIRELESS CONTROL CTRL DELTA R
Suitable for all dimmable luminaires.
**TECHNICAL DATA** ▶ PAG TEC 4

## BOXY XL S

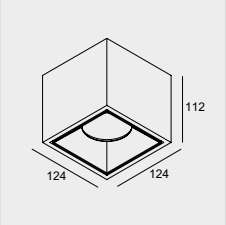


| 3000K / CRI>90 | | 2700K / CRI>90 | |
|---|---|---|---|
| 16,8W / 2075lm / 500mA | | 16,8W / 2000lm / 500mA | |
| MAINS DIMMING (FE) | | | |
| 20° | 37° | 20° | 37° |
| **251 72 21 931** ◇ | **251 72 21 933** ◇ | **251 72 21 921** ◇ | **251 72 21 923** ◇ |
| ◇ B-B / W-B / W-W | | | |
| 220-240V / 50-60Hz | | | |

1,6 IP20

**ACCESSORIES**
HONEYCOMB / LENS / GLASS 78

## BOXY XL S DIM1

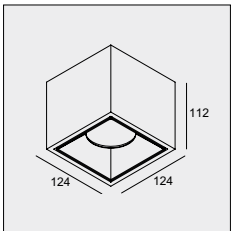


| 3000K / CRI>90 | | 2700K / CRI>90 | |
|---|---|---|---|
| 24,3W / 2862lm / 700mA | | 24,3W / 2759lm / 700mA | |
| 1-10V DIM | | | |
| 20° | 37° | 20° | 37° |
| **251 72 21 931 ED1** ◇ | **251 72 21 933 ED1** ◇ | **251 72 21 921 ED1** ◇ | **251 72 21 923 ED1** ◇ |
| ◇ B-B / W-B / W-W | | | |
| 120-240V / 50-60Hz | | | |

1,6 IP20

**ACCESSORIES**
HONEYCOMB / LENS / GLASS 78


ARCHITECTS O'DONNELL + TUOMEY



ARCHITECTS O'DONNELL + TUOMEY



ARCHITECT: MEGÈVE DESIGN





ARCHITECT ALFREDO SARAVIA, PROPORCIÓN Y ESCALA
PICTURE CREDITS CARMEN MALDONADO, AREA STUDIO



# MINIGRID ON



PLEASE FIND THE OTHER MEMBERS
▼ OF THIS FAMILY ▼



**INTERIOR**
CEILING RECESSED

WIRELESS CONTROL CTRL DELTA R
Suitable for all dimmable luminaires.
TECHNICAL DATA ▶ PAG TEC 4

## MINIGRID SNAP-IN

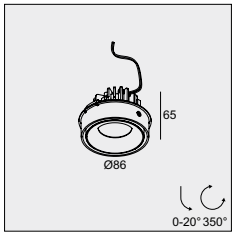


| 3000K / CRI>90 | | | 2700K / CRI>90 | | |
|---|---|---|---|---|---|
| LED [H] 7,1W / 805lm / 350mA<br>LED [H] 10,4W / 1118lm / 500mA | | | LED [H] 7,1W / 773lm / 350mA<br>LED [H] 10,4W / 1073lm / 500mA | | |
| 18° | 33° | 50° | 18° | 33° | 50° |
| **202 790 811 931** ◇ | **202 790 811 932** ◇ | **202 790 811 933** ◇ | **202 790 811 921** ◇ | **202 790 811 922** ◇ | **202 790 811 923** ◇ |
| ◇ B / W | | | | | |

III 0,3 IP20 IP23

**REQUIREMENTS**
MINIGRID ON 1 / 2 / 3 BOX 350mA
or
MINIGRID ON 1 / 2 / 3 BOX 500mA

## MINIGRID ON BOX 350mA

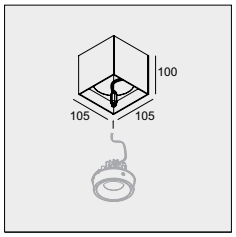


**MINIGRID ON 135 BOX DIM8**
**202 79 01 ED8** ◇
MAINS DIMMING (FE)
◇ B / W
100-240V / 50-60Hz
□ 1,1 IP20

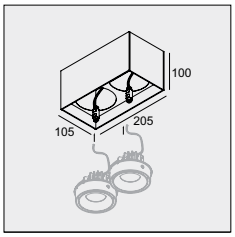


**MINIGRID ON 235 BOX DIM8**
**202 79 02 ED8** ◇
MAINS DIMMING (FE)
◇ B / W
100-240V / 50-60Hz
□ 1,4 IP20

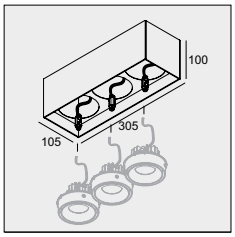


**MINIGRID ON 335 BOX DIM8**
**202 79 03 ED8** ◇
MAINS DIMMING (FE)
◇ B / W
100-240V / 50-60Hz
□ 1,7 IP20

**REQUIREMENTS**
1 or 2 or 3 MINIGRID SNAP-IN

## MINIGRID ON BOX 500mA

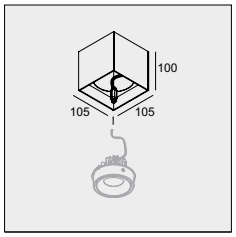


**MINIGRID ON 150 BOX DIM8**
**202 79 11 ED8** ◇
MAINS DIMMING (FE)
◇ B / W
220-240V / 50-60Hz
□ 1,1 IP20

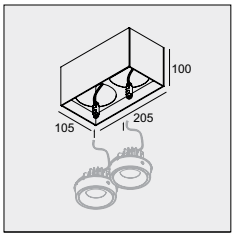


**MINIGRID ON 250 BOX DIM8**
**202 79 12 ED8** ◇
MAINS DIMMING (FE)
◇ B / W
220-240V / 50-60Hz
□ 1,4 IP20

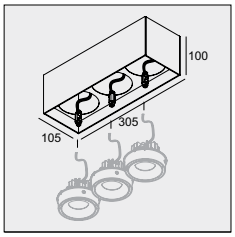


**MINIGRID ON 350 BOX DIM8**
**202 79 13 ED8** ◇
MAINS DIMMING (FE)
◇ B / W
220-240V / 50-60Hz
□ 1,7 IP20

**REQUIREMENTS**
1 or 2 or 3 MINIGRID SNAP-IN





ARCHITECT: MEGÈVE DESIGN

# DOT.COM
# OVERVIEW

First introduced in 2004 as a single LED luminaire, upscaled in 2008 as a multiple LED luminaire with 4 or 6 LED dots, implemented in the profile section in 2010 as a module with 4 or 6 LEDs, the history of Dot.Com within the Delta Light® range goes way back.
With LEDs being utterly functional and performant nowadays, Dot.Com is up to its second revival, coming as a complete family of luminaires with multiple LED dots to create the most discreet, yet highly functional light settings.

**DOT.COM ON L**
The Large version is the only version within the Dot.Com range that also offers surface mounted alternatives. Similar as for recessed installation, Dot.Com L brings a 2 LED and a 4 LED version within a compact design. With power up to 12,4W and its low glare thanks to the combination of individual reflectors per LED, Dot.Com L is perfectly applicable for office use.

**DOT.COM ON WALLWASH**
The linear Dot.Com Wallwash can now be used in applications where recessed installation is not an option, be it for example on concrete ceilings or industrial spaces where no extra ceiling is added to hide away all technical elements.

**www.deltalight.com/dotcom**



| | | S | M | L | WALLWASH |
|---|---|---|---|---|---|
| | | LED<br>303 - 606 lm | LED<br>628 lm | LED<br>420 - 1092 lm | LED<br>1000 - 3000 lm |
| | |  |  |  | |
| | TRIMLESS | | ✓ | | |
| ST | ST | ✓ | | ✓ | ✓ |
| | ST OK | | ✓ | | |
| ON | ON | | |  |  |
| PRO | MAGNETIC | | ✓ | ✓ | ✓ |

NEW

# DOT.COM L ON



DOT.COM L2 ON W-B

WIRELESS CONTROL CTRL DELTA R
Suitable for all dimmable luminaires.
TECHNICAL DATA ▶ PAG TEC 4

## DOT.COM L2 ON

NEW

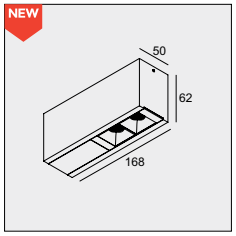


| 3000K / CRI>90 | | | 2700K / CRI>90 | | |
|---|---|---|---|---|---|
| LED CLUSTER 4W / 420lm / 700mA | | | LED CLUSTER 4W / 408lm / 700mA | | |
| MAINS DIMMING (FE) | | | | | |
| 16° | 32° | 46° | 16° | 32° | 46° |
| **424 113 02 931 ED8** ◇ | **424 113 02 932 ED8** ◇ | **424 113 02 933 ED8** ◇ | **424 113 02 921 ED8** ◇ | **424 113 02 922 ED8** ◇ | **424 113 02 923 ED8** ◇ |
| ◇ B-B / W-B | | | | | |
| 220-240V / 50-60Hz | | | | | |

◇ 0,7 IP20

UGR <16

## DOT.COM L4 ON

NEW

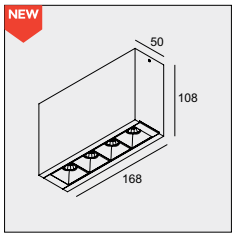


| 3000K / CRI>90 | | | 2700K / CRI>90 | | |
|---|---|---|---|---|---|
| LED CLUSTER 12,4W / 1092lm / 1050mA | | | LED CLUSTER 12,4W / 1060lm / 1050mA | | |
| MAINS DIMMING (FE) | | | | | |
| 16° | 32° | 46° | 16° | 32° | 46° |
| **424 113 04 931 ED8** ◇ | **424 113 04 932 ED8** ◇ | **424 113 04 933 ED8** ◇ | **424 113 04 921 ED8** ◇ | **424 113 04 922 ED8** ◇ | **424 113 04 923 ED8** ◇ |
| ◇ B-B / W-B | | | | | |
| 220-240V / 50-60Hz | | | | | |

◇ 1,0 IP20

UGR <16






HELMUT NEWTON


ARCHITECTURE

NEW

# DOT.COM ON WALLWASH



WIRELESS CONTROL CTRL DELTA R
Suitable for all dimmable luminaires.
TECHNICAL DATA ▸ PAG TEC 4

## DOT.COM ON WALLWASH 06 HO

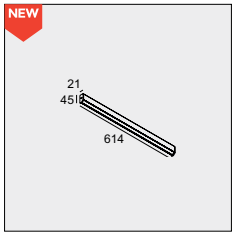


| 3000K / CRI>90 | 2700K / CRI>90 |
|---|---|
| LED CLUSTER 12,6W / 1500lm / 350mA | LED CLUSTER 12,6W / 1420lm / 350mA |
| WALLWASH | |
| **16313 9300** ◇ | **16313 9200** ◇ |
| ◇ B / W | |

0,8 IP20

**REQUIREMENTS**
LED POWER SUPPLY 350mA-DC / DIM

**OPTIONS**
FTL35-SUSPENSION SINGLE 1.6m ▸ **391 09 01**
CURRENT SUPPLY 2 x 0,75mm² / 1,6m ▸ **391 97 51**

## DOT.COM ON WALLWASH 08 HO

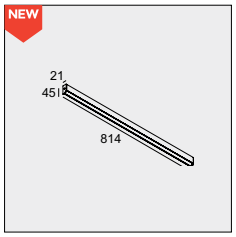


| 3000K / CRI>90 | 2700K / CRI>90 |
|---|---|
| LED CLUSTER 18,4W / 2200lm / 500mA | LED CLUSTER 18,4W / 2142lm / 500mA |
| WALLWASH | |
| **16314 9300** ◇ | **16314 9200** ◇ |
| ◇ B / W | |

1,1 IP20

**REQUIREMENTS**
LED POWER SUPPLY 500mA-DC / DIM

**OPTIONS**
FTL35-SUSPENSION SINGLE 1.6m ▸ **391 09 01**
CURRENT SUPPLY 2 x 0,75mm² / 1,6m ▸ **391 97 51**

## DOT.COM ON WALLWASH 12 HO

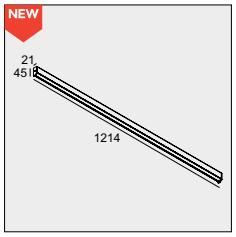


| 3000K / CRI>90 | 2700K / CRI>90 |
|---|---|
| LED CLUSTER 25,2W / 3000lm / 700mA | LED CLUSTER 25,2W / 2922lm / 700mA |
| WALLWASH | |
| **16315 9300** ◇ | **16315 9200** ◇ |
| ◇ B / W | |

1,5 IP20

**REQUIREMENTS**
LED POWER SUPPLY 700mA-DC / DIM

**OPTIONS**
FTL35-SUSPENSION SINGLE 1.6m ▸ **391 09 01**
CURRENT SUPPLY 2 x 0,75mm² / 1,6m ▸ **391 97 51**




DOT.COM ON WALLWASH + SUSPENSION

POSITION FOR INSTALLATION

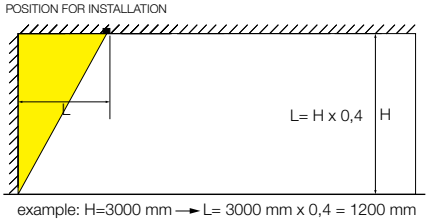

example: H=3000 mm → L= 3000 mm x 0,4 = 1200 mm

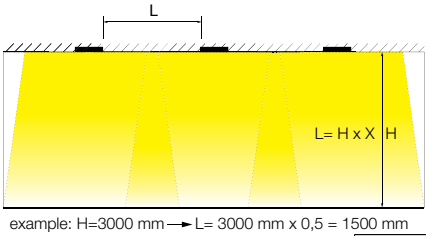

example: H=3000 mm → L= 3000 mm x 0,5 = 1500 mm

| | X |
|---|---|
| DOT.COM L WALLWASH 06 | 0,25 |
| DOT.COM L WALLWASH 08 | 0,33 |
| DOT.COM L WALLWASH 12 | 0,5 |





# TWENTY-7 ON



PLEASE FIND THE OTHER MEMBERS
▼ OF THIS FAMILY ▼



**INTERIOR**
CEILING RECESSED

WIRELESS CONTROL
Suitable for all dimmable luminaires.
CTRL DELTA R

**TECHNICAL DATA** ▸ PAG TEC 4

## TWENTY-7 ON

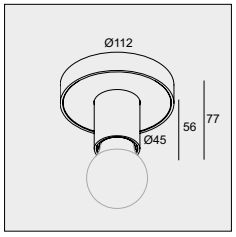


| |
|---|
| 1 x A60 max.20W |
| **279 70 00** ◇ |
| ◇ B-B / W-B / W-W |
| E27Ls / 100-240V / 50-60Hz |
| 0,4 IP20 |

**OPTIONS**
**LED** SOLUTION - PAG TEC 8

NEW

# PUNK 39 CLIP

DESIGN BY **OMA** FOR **DELTA LIGHT®**

Step away from brave, alter yourself and dare to dare. This spiked design on the well-known Spy family breathes creativity and allows you to play with light and texture. This Punk design has been added within the existing range as a sleeve – for Spy with Ø62mm – or as a single luminaire, leaving you with the familiar optics but adding new experiences. To be able to integrate this experience throughout your project, new pendants and wall luminaires have been launched with Punk design. Available in Black, Gold Champagne and Black Pure, a Black colored finish with pure aluminum topped spikes.

**PUNK CLIP**

Don't be deceived: Punk Clip may look small with its diameter of only 39mm, its performance is big with an output of 7,1W. The Clip system lets you install Punk as a semi-recessed light, only letting the luminaire head peaking out of the ceiling.



PLEASE FIND THE OTHER MEMBERS
▼ OF THIS FAMILY ▼



**INTERIOR**
WALL SURFACE



**PROFILES**

WIRELESS CONTROL
Suitable for all dimmable luminaires.
CTRL DELTA R

**TECHNICAL DATA** ▸ PAG TEC 4

## PUNK 39 CLIP

NEW

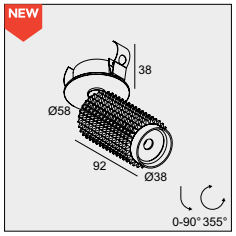


| 3000K / CRI>90 | 2700K / CRI>90 |
|---|---|
| LED [H] 7,1W / 805lm / 350mA | LED [H] 7,1W / 773lm / 350mA |
| 24° | |
| **471 111 811 931** ◇ | **471 111 811 921** ◇ |
| ◇ B-B | |

0,4 IP20

50 x 40

**REQUIREMENTS**
LED POWER SUPPLY 350mA-DC / DIM

**OPTIONS**
MOUNTING KIT FLUSH SPY ▸ **414 90 01**

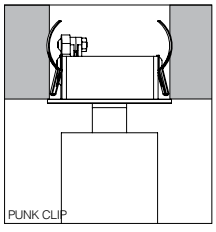
PUNK CLIP

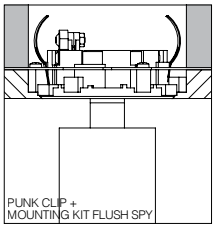
PUNK CLIP +
MOUNTING KIT FLUSH SPY

NEW

# PUNK 45 / 62

With its particular design, the pendant versions of Punk make a statement on their own, but hanging them in a cluster make them look like a real eye-catcher. Combining different Punk lengths and different finishing colours make a unique setting out of every Punk cluster.



WIRELESS CONTROL CTRL DELTA R
Suitable for all dimmable luminaires.
TECHNICAL DATA ▸ PAG TEC 4

## PUNK 451 C

NEW

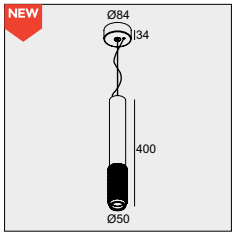


| 3000K / CRI>90 | 2700K / CRI>90 |
|---|---|
| LED 6,4W / 587lm / 350mA | |
| MAINS DIMMING (FE) | |
| 40° | |
| **471 221 932 ED8** ◇ | **471 221 922 ED8** ◇ |
| ◇ B / BP / GC | |
| 220-240V / 50-60Hz | |
| INCL.1 x CABLE SUSP. SINGLE AUTO. 1.6m<br>INCL.1 x CABLE 2 x 0.75mm² | |
| I 0,9 IP20 | |

**REQUIREMENTS**
MIDISPY TUBE ▸ **414 03 00** ◇ B / FBR / FG / MMAT / SG / W

**OPTIONS**
SUSPENSION + CONNECTION TRIMLESS O.F.A. ▸ **328 10 02**
COVERSET R ◇ (Ø 90) ▸ **204 00 90** ANO / B / W
COVERSET R ◇ (Ø100) ▸ **204 00 100** ANO / B / W

## PUNK 452 C

NEW

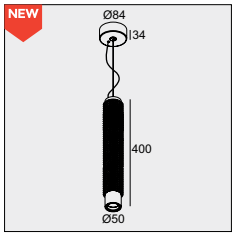


| 3000K / CRI>90 | 2700K / CRI>90 |
|---|---|
| LED 6,4W / 587lm / 350mA | |
| MAINS DIMMING (FE) | |
| 40° | |
| **471 222 932 ED8** ◇ | **471 222 922 ED8** ◇ |
| ◇ B / GC | |
| 220-240V / 50-60Hz | |
| INCL.1 x CABLE SUSP. SINGLE AUTO. 1.6m<br>INCL.1 x CABLE 2 x 0.75mm² | |
| I 1,0 IP20 | |

**REQUIREMENTS**
MIDISPY TUBE ▸ **414 03 00** ◇ B / FBR / FG / MMAT / SG / W

**OPTIONS**
SUSPENSION + CONNECTION TRIMLESS O.F.A. ▸ **328 10 02**
COVERSET R ◇ (Ø 90) ▸ **204 00 90** ANO / B / W
COVERSET R ◇ (Ø100) ▸ **204 00 100** ANO / B / W


PUNK 451 C BP + MIDISPY TUBE MMAT

CTRL DELTA R WIRELESS CONTROL Suitable for all dimmable luminaires.

TECHNICAL DATA ▶ PAG TEC 4

## PUNK 621 C

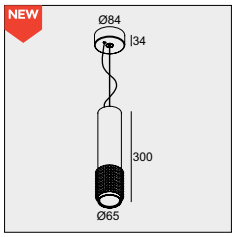


| 3000K / CRI>90 | 2700K / CRI>90 | 2700-1800K / CRI>90 |
|---|---|---|
| LED 7,1W / 805lm / 350mA | LED 7,1W / 773lm / 350mA | LED 9,5W / 760lm / 650mA |
| MAINS DIMMING (FE) | | |
| 33° | | 40° |
| **471 321 811 932 ED8** ◇ | **471 321 811 922 ED8** ◇ | **471 321 1902 ED8** ◇ |
| ◇ B / BP / GC | | |
| 220-240V / 50-60Hz | | |
| INCL.1 x CABLE SUSP. SINGLE AUTO. 1.6m<br>INCL.1 x CABLE 2 x 0.75mm² | | |
| ◇ 1,1 IP20 | | |

**REQUIREMENTS**
SPY TUBE ◇ ▸ **414 01 00** ◇ B / FBR / FG / MMAT / SG / W

**OPTIONS**
SUSPENSION + CONNECTION TRIMLESS O.F.A. ▸ **328 10 02**
COVERSET R ◇ (Ø 90) ▸ **204 00 90** ANO / B / W
COVERSET R ◇ (Ø100) ▸ **204 00 100** ANO / B / W

**ACCESSORIES**
HONEYCOMB / LENS / GLASS 50

## PUNK 621 C Hi

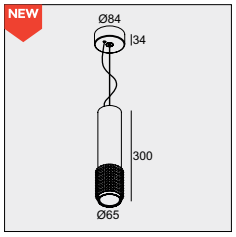


| 1 x QPAR51 max.35W |
|---|
| **471 321 00** ◇ |
| ◇ B / BP / GC |
| GU10 / 100-240V / 50-60Hz |
| INCL.1 x CABLE SUSP. SINGLE AUTO. 1.6m<br>INCL.1 x CABLE 2 x 0.75mm² |
| ◇ 0,5 IP20 0,5 |

**OPTIONS**
SUSPENSION + CONNECTION TRIMLESS O.F.A. ▸ **328 10 02**
COVERSET R ◇ (Ø 90) ▸ **204 00 90** ANO / B / W
COVERSET R ◇ (Ø100) ▸ **204 00 100** ANO / B / W
**LED** SOLUTION - PAG TEC 8 (max.20W)

## PUNK 622 C

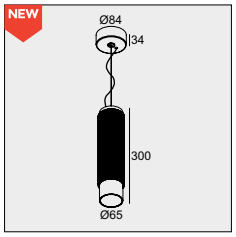


| 3000K / CRI>90 | 2700K / CRI>90 | 2700-1800K / CRI>90 |
|---|---|---|
| LED 7,1W / 805lm / 350mA | LED 7,1W / 773lm / 350mA | LED 9,5W / 760lm / 650mA |
| MAINS DIMMING (FE) | | |
| 33° | | 40° |
| **471 322 811 932 ED8** ◇ | **471 322 811 922 ED8** ◇ | **471 322 1902 ED8** ◇ |
| ◇ B / GC | | |
| 220-240V / 50-60Hz | | |
| INCL.1 x CABLE SUSP. SINGLE AUTO. 1.6m<br>INCL.1 x CABLE 2 x 0.75mm² | | |
| ◇ 1,1 IP20 | | |

**REQUIREMENTS**
SPY TUBE ◇ ▸ **414 01 00** ◇ B / FBR / FG / MMAT / SG / W

**OPTIONS**
SUSPENSION + CONNECTION TRIMLESS O.F.A. ▸ **328 10 02**
COVERSET R ◇ (Ø 90) ▸ **204 00 90** ANO / B / W
COVERSET R ◇ (Ø100) ▸ **204 00 100** ANO / B / W

**ACCESSORIES**
HONEYCOMB / LENS / GLASS 50

## PUNK 622 C Hi

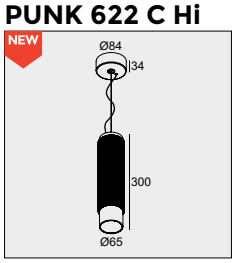


| 1 x QPAR51 max.35W |
|---|
| **471 322 00** ◇ |
| ◇ B / GC |
| GU10 / 100-240V / 50-60Hz |
| INCL.1 x CABLE SUSP. SINGLE AUTO. 1.6m<br>INCL.1 x CABLE 2 x 0.75mm² |
| ◇ 1,0 IP20 0,5 |

**OPTIONS**
SUSPENSION + CONNECTION TRIMLESS O.F.A. ▸ **328 10 02**
COVERSET R ◇ (Ø 90) ▸ **204 00 90** ANO / B / W
COVERSET R ◇ (Ø100) ▸ **204 00 100** ANO / B / W
**LED** SOLUTION - PAG TEC 8 (max.20W)







NEW

# JAZZY



PLEASE FIND THE OTHER MEMBERS
▼ OF THIS FAMILY ▼



**PROFILES**

WIRELESS CONTROL CTRL DELTA R
Suitable for all dimmable luminaires.
TECHNICAL DATA ▸ PAG TEC 4

## JAZZY CLIP

NEW

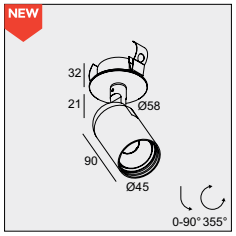


| 3000K / CRI>80 | 3000K / CRI>90 | 2700K / CRI>80 | 2700K / CRI>90 |
|---|---|---|---|
| LED [C] 4,1W / 420lm / 350mA<br>LED [C] 6W / 558lm / 500mA | LED [Q] 5,9W / 649lm / 350mA<br>LED [Q] 8,7W / 896lm / 500mA | LED [C] 4,1W / 420lm / 350mA<br>LED [C] 6W / 558lm / 500mA | LED [Q] 5,9W / 606lm / 350mA<br>LED [Q] 8,7W / 837lm / 500mA |
| 20° | 40° | 20° | 40° |
| **24710 8320** ◇ | **24711 9330** ◇ | **24710 8220** ◇ | **24711 9230** ◇ |
| ◇ B-B / FBR-B / FG-B / W-W | | | |

0,2 IP20

50 x 40

**REQUIREMENTS**
MIDISPY TUBE ◇ ▸ **414 03 00** B / FBR / FG / MMAT / SG / W
LED POWER SUPPLY 350-500MA-DC / DIM

**OPTIONS**
MOUNTING KIT FLUSH SPY ▸ **414 90 01**

## JAZZY ON

NEW

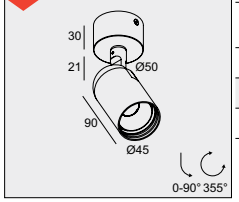


| 3000K / CRI>80 | 3000K / CRI>90 | 2700K / CRI>80 | 2700K / CRI>90 |
|---|---|---|---|
| LED [C] 4,1W / 420lm / 350mA<br>LED [C] 6W / 558lm / 500mA | LED [Q] 5,9W / 649lm / 350mA<br>LED [Q] 8,7W / 896lm / 500mA | LED [C] 4,1W / 420lm / 350mA<br>LED [C] 6W / 558lm / 500mA | LED [Q] 5,9W / 606lm / 350mA<br>LED [Q] 8,7W / 837lm / 500mA |
| 20° | 40° | 20° | 40° |
| **24712 8320** ◇ | **24713 9330** ◇ | **24712 8220** ◇ | **24713 9230** ◇ |
| ◇ B / FBR / FG / W | | | |

0,3 IP20

**REQUIREMENTS**
MIDISPY TUBE ◇ ▸ **414 03 00** B / FBR / FG / MMAT / SG / W
LED POWER SUPPLY 350-500mA-DC / DIM

**OPTIONS**
COVERSET R ◇ (Ø 62) ▸ **204 00 62** ANO / B / W
COVERSET R ◇ (Ø 90) ▸ **204 00 90** ANO / B / W
COVERSET R ◇ (Ø100) ▸ **204 00 100** ANO / B / W

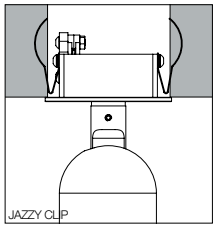
JAZZY CLIP

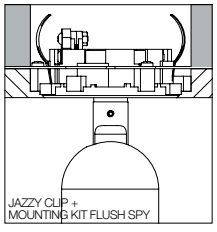
JAZZY CLIP +
MOUNTING KIT FLUSH SPY



INTERIEURBURO PEDRO VERHUE - ERIBO



INTERIOR DESIGN: BURO HC

# SPY
# OVERVIEW



Minimalism, functionality and versatility are the key terms to describe this extensive collection. The Spy was designed to meet multiple lighting requirements, an ideal solution for accent lighting in residential or commercial spaces. The range features low to high lumen packages, narrow to wide beam options, recessed to surface mounted and track applications, different colour finishes and combinations, and can be equipped with multiple light refining accessories.

**MICROSPY C / SPY C**
Despite its minimalistic appearence, Microspy C and Spy C wow you with their powerful and striking light effect.
As a pendant module its slenderness allows you to create playful or humble set-ups by grouping multiple luminaires or choosing just one single pendant.

**MICROSPY ON / CLIP**
Compact in design, complete in functionality. Its slender body may not allow for accessories to be added, nevertheless Midispy is one of the most elaborate members of the family thanks to its multiple lumen packages, beam angles and mounting opportunities.
As surface mounted version, the Midispy luminaire comes with single, double and triple head combinations. Similar to the On version, but without the visible surface mounted box, Midispy Clip hides away the installation part into the ceiling. The result is a single spotlight with a minimalistic yet sophisticated look.

**SPY ON / CLIP**
The most extensive member within the Spy family: different mounting possibilities, multiple light refining accessories to be added, mid- and high-power LEDs and even the opportunity to adapt the beam angle to your preferences with Spy Focus. Similar as for Midispy On, single, double to triple luminaire heads can be combined.
Requiring only 35mm of recessed depth, the Clip version of the Spy combines easy installation together with a clean ceiling appearance and lots of functionality.
The luminaires can be finished with a coloured tube and come in a narrow or wide beam.
With Spy Focus Clip one can opt for different beam angles out of only 1 luminaire, as the circle of light can be widened or narrowed by rotating the front of the fittings' body. For a more distinguished look, Spy modules can be finished with the Punk sleeve, this spiked add-on turns your regular Spy luminaire into a bold statement.

**MAXISPY ON**
Maxispy On is the surface mounted Spy solution for high output and ultimate performance. In line with the complete Spy range, the tubular deign can be finished with the coloured insert of your choice, but Maxispy On especially wows you with its output up to 2700lm and its choice of 3 different beam angles.

**www.deltalight.com/spy**

| | | | **MICRO** | | **MINI** | **MIDI** | **SPY** | | | | **MAXI** | |
|---|---|---|---|---|---|---|---|---|---|---|---|---|
| | | | LED<br>380 - 774 lm | | LED<br>120 - 168 lm | LED<br>425 - 755 lm | LED<br>743 - 1995 lm | | | | LED<br>2653 - 5405 lm | |
| | | | MICROSPY 27 | MICROSPY 39 | MINISPY | MIDSPY | SPY | SPY HP | FOCUS | SPY 66 | MAXISPY | MAXISPY 95 |
| | | | Ø 27 mm | Ø 39 mm | Ø 28 mm | Ø 45 mm | Ø 62 mm | Ø 62 mm | Ø 62 mm | Ø 66 mm | Ø 90 mm | Ø 95 mm |
| | | | ✓ | | ✓ | ✓ | ✓ | | | | | |
| | CLIP | | | | |  |  |  |  | | | |
| | JAC | | | | |  | | | | | | |
| | ON | • | | | |  |  |  |  | |  | |
| | | ⁘ | | | |  |  | | | | | |
| | C | | |  | | |  | | | | | |
| | SUPERLOOP | | | | |  |  |  |  | | | |
| TRACK | | | | | | | | | ✓ | ✓ | ✓ | ✓ |
| PRO | | | ✓ | ✓ | ✓ | ✓ | ✓ | ✓ | ✓ | ✓ | | |

# MICROSPY C & SPY C



WIRELESS CONTROL Suitable for all dimmable luminaires. CTRL DELTA R

**TECHNICAL DATA** ▸ PAG TEC 4

## MICROSPY 39 C

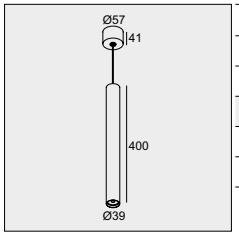


| | |
|---|---|
| 3000K / CRI>90 | 2700K / CRI>90 |
| 7,1W / 805lm / 350mA | 7,1W / 773lm / 350mA |
| 24° | |
| **279 773 811 931** ◇ | **279 773 811 921** ◇ |
| ◇ B / W | |
| 110-240V / 50-60Hz | |
| INCL.1 x CABLE 2 x 0.75mm² / 1.6m | |
| □ 0,9 IP20 | |

**OPTIONS**
CONNECTION TRIMLESS ▸ **328 10 03**

## SPY C

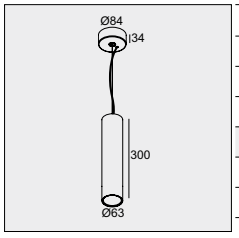


| | |
|---|---|
| 3000K / CRI>90 | 2700K / CRI>90 |
| 7,1W / 805lm / 350mA | 7,1W / 773lm / 350mA |
| MAINS DIMMING (FE) | |
| 33° | |
| **279 776 811 932 ED8** ◇ | **279 776 811 922 ED8** ◇ |
| ◇ B / W | |
| 220-240V / 50-60Hz | |
| INCL.1 x CABLE SUSP. SINGLE AUTO. 1.6m<br>INCL.1 x CABLE 2 x 0.75mm² | |
| ◇ 1,1 IP20 | |

**REQUIREMENTS**
SPY TUBE ◇ ▸ **414 01 00** B / FBR / FG / MMAT / SG / W

**OPTIONS**
SUSPENSION + CONNECTION TRIMLESS ▸ **328 10 02**
COVERSET R ◇ (Ø 90) ▸ **204 00 90** ANO / B / W
COVERSET R ◇ (Ø100) ▸ **204 00 100** ANO / B / W

**ACCESSORIES**
HONEYCOMB / LENS / GLASS 50

# MIDISPY

GOOD DESIGN award



## MIDISPY JAC

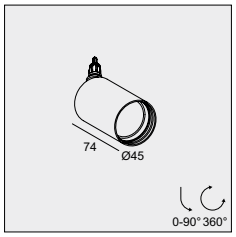


| 3000K / CRI>90 | 2700K / CRI>90 |
|---|---|
| LED 8,1W / 877lm / 500mA | |
| 40° | |
| **JAC 241 933 MDL ◇** | **JAC 241 923 MDL ◇** |
| ◇ W / B | |
| INCL.CONVERTOR 48V-DC–> 500mA-DC | |
| 0,4 IP20 | |

**REQUIREMENTS**
JACKPOINT
or
JACKPOINT TRIMLESS
MIDISPY TUBE ◇ ▸ **414 03 00** B / FBR / FG / MMAT / SG / W
LED POWER SUPPLY 48V-DC

**OPTIONS**
SMART 48 MODULATOR DIM9 ▸ **300 90 011**
SMART 48 MODULATOR WIRELESS DIM ▸ **300 90 012**

## MIDISPY CLIP

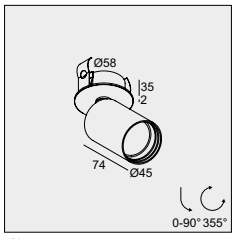


| 3000K / CRI>80 | 3000K / CRI>90 | 2700K / CRI>80 | 2700K / CRI>90 |
|---|---|---|---|
| LED [C] 4,1W / 420lm / 350mA<br>LED [C] 6W / 558lm / 500mA | LED [T] 5,6W / 618lm / 350mA<br>LED [T] 8,1W / 877lm / 500mA | LED [C] 4,1W / 420lm / 350mA<br>LED [C] 6W / 558lm / 500mA | LED [T] 5,6W / 618lm / 350mA<br>LED [T] 8,1W / 877lm / 500mA |
| 20° | 40° | 20° | 40° |
| **414 242 832 ◇** | **414 241 933 ◇** | **414 242 822 ◇** | **414 241 923 ◇** |
| ◇ B-B / FBR-B / FG-B / W-B / W-W | | | |
| 0,2 IP20 | | | |

50 x 40

**REQUIREMENTS**
MIDISPY TUBE ◇ ▸ **414 03 00** B / FBR / FG / MMAT / SG / W
LED POWER SUPPLY 350-500mA-DC / DIM

**OPTIONS**
MOUNTING KIT FLUSH SPY ▸ **414 90 01**

## MIDISPY ON

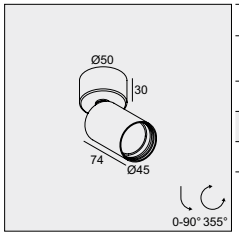


| 3000K / CRI>80 | 3000K / CRI>90 | 2700K / CRI>80 | 2700K / CRI>90 |
|---|---|---|---|
| LED [C] 4,1W / 420lm / 350mA<br>LED [C] 6W / 558lm / 500mA | LED [T] 5,6W / 618lm / 350mA<br>LED [T] 8,1W / 877lm / 500mA | LED [C] 4,1W / 420lm / 350mA<br>LED [C] 6W / 558lm / 500mA | LED [T] 5,6W / 618lm / 350mA<br>LED [T] 8,1W / 877lm / 500mA |
| 20° | 40° | 20° | 40° |
| **414 262 832 ◇** | **414 261 933 ◇** | **414 262 822 ◇** | **414 261 923 ◇** |
| ◇ B / W / FBR / FG | | | |
| 0,3 IP20 | | | |

**REQUIREMENTS**
MIDISPY TUBE ◇ ▸ **414 03 00** B / FBR / FG / MMAT / SG / W
LED POWER SUPPLY 350-500mA-DC / DIM

**OPTIONS**
COVERSET R ◇ (Ø 62) ▸ **204 00 62** ANO / B / W
COVERSET R ◇ (Ø 90) ▸ **204 00 90** ANO / B / W
COVERSET R ◇ (Ø100) ▸ **204 00 100** ANO / B / W

## JACKPOINT

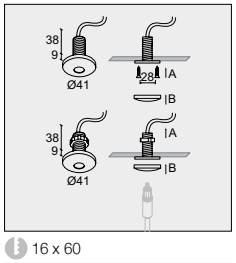


16 x 60

| **203 10 01 ◇** |
|---|
| ◇ A / B / W |
| 0,1 IP20 |

## JACKPOINT TRIMLESS

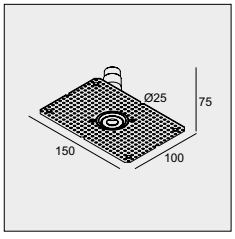


62 x 80 / max.12
102 x 80 (CONCRETE)

| **328 10 04** |
|---|
| 0,3 IP20 |

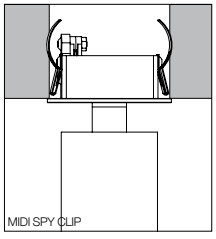


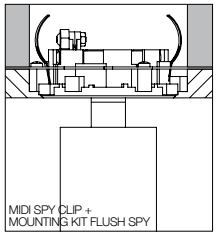

# MIDISPY ON

GOOD DESIGN award



WIRELESS CONTROL CTRL DELTA R
Suitable for all dimmable luminaires.
**TECHNICAL DATA** ▸ PAG TEC 4

## MIDISPY ON 1

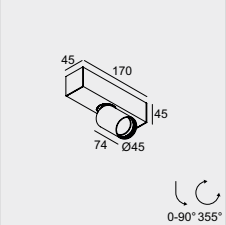


| 3000K / CRI>90 | 2700K / CRI>90 |
|---|---|
| LED 8,1W / 877lm / 500mA | |
| MAINS DIMMING (FE) | |
| 40° | |
| **414 259 1933 ED8** ◇ | **414 259 1923 ED8** ◇ |
| ◇ B / W | |
| 220-240V / 50-60Hz | |
| 0,7 IP20 | |

**REQUIREMENTS**
MIDISPY TUBE ◇ ▸ **414 03 00** B / FBR / FG / MMAT / SG / W

## MIDISPY ON 2

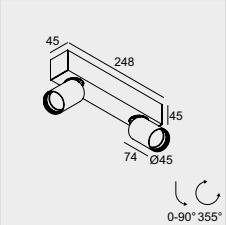


| 3000K / CRI>90 | 2700K / CRI>90 |
|---|---|
| 2 x LED 8,1W / 877lm / 500mA | |
| MAINS DIMMING (FE) | |
| 40° | |
| **414 259 2933 ED8** ◇ | **414 259 2923 ED8** ◇ |
| ◇ B / W | |
| 220-240V / 50-60Hz | |
| 1,0 IP20 | |

**REQUIREMENTS**
2 x MIDISPY TUBE ◇ ▸ **414 03 00** B / FBR / FG / MMAT / SG / W

## MIDISPY ON 3

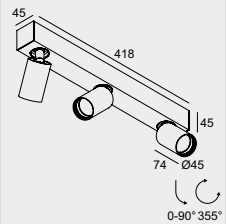


| 3000K / CRI>90 | 2700K / CRI>90 |
|---|---|
| 3 x LED 8,1W / 877lm / 500mA | |
| MAINS DIMMING (FE) | |
| 40° | |
| **414 259 3933 ED8** ◇ | **414 259 3923 ED8** ◇ |
| ◇ B / W | |
| 220-240V / 50-60Hz | |
| 1,5 IP20 | |

**REQUIREMENTS**
3 x MIDISPY TUBE ◇ ▸ **414 03 00** B / FBR / FG / MMAT / SG / W

# SPY CLIP





ADJUSTABLE BEAM



SPY ON + PUNK SLEEVE BP

WIRELESS CONTROL CTRL DELTA R
Suitable for all dimmable luminaires.
TECHNICAL DATA ▸ PAG TEC 4

## SPY CLIP

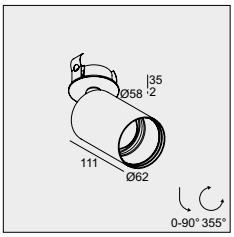


| 3000K / CRI>90 | | 2700K / CRI>90 | | 2700-1800K / CRI>90 |
|---|---|---|---|---|
| LED [H] 7,1W / 805lm / 350mA<br>LED [H] 10,4W / 1118lm / 500mA | | LED [H] 7,1W / 773lm / 350mA<br>LED [H] 10,4W / 1073lm / 500mA | | LED [S] 9,5W / 760lm / 650mA |
| 18° | 33° | 18° | 33° | 40° |
| **414 341 811 931** ◇ | **414 341 811 932** ◇ | **414 341 811 921** ◇ | **414 341 811 922** ◇ | **414 341 1902** ◇ |
| ◇ B-B / FBR-B / FG-B / W-B / W-W | | | | |
| 0,4 IP20 | | | | |

50 x 40

**REQUIREMENTS**
SPY TUBE ◇ ▸ **414 01 00** B / FBR / FG / MMAT / SG / W
LED POWER SUPPLY 350-500MA-DC / DIM
LED POWER SUPPLY 650MA-DC / SOFT DIM

**OPTIONS**
MOUNTING KIT FLUSH SPY ▸ **414 90 01**

**ACCESSORIES**
SPY PUNK SLEEVE
HONEYCOMB / LENS / GLASS 50

## SPY CLIP HP

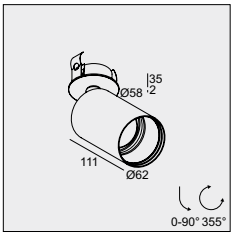


| 3000K / CRI>90 | 2700K / CRI>90 |
|---|---|
| LED [J] 16,8W / 2075lm / 500mA | LED [J] 16,8W / 2000lm / 500mA |
| 33° | |
| **414 341 21 931** ◇ | **414 341 21 921** ◇ |
| ◇ B-B / FBR-B / FG-B / W-B / W-W | |
| 0,4 IP20 | |

50 x 40

**REQUIREMENTS**
SPY TUBE ◇ ▸ **414 01 00** B / FBR / FG / MMAT / SG / W
LED POWER SUPPLY 500MA-DC / DIM

**OPTIONS**
MOUNTING KIT FLUSH SPY ▸ **414 90 01**

**ACCESSORIES**
SPY PUNK SLEEVE
HONEYCOMB / LENS / GLASS 50

## SPY FOCUS CLIP LP

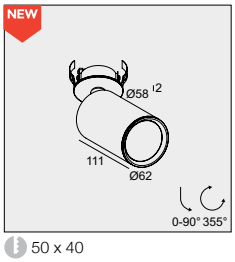


| 3000K / CRI>90 | 2700K / CRI>90 |
|---|---|
| LED [Q] 5,9W / 649lm / 350mA<br>LED [Q] 8,7W / 896lm / 500mA | LED [Q] 5,9W / 606lm / 350mA<br>LED [Q] 8,7W / 837lm / 500mA |
| 8-43° | |
| **19877 9300** ◇ | **19877 9200** ◇ |
| ◇ B-B / FBR-B / FG-B / W-B / W-W | |
| 0,4 IP20 | |

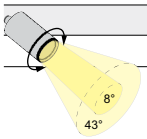


50 x 40

**REQUIREMENTS**
LED POWER SUPPLY 350-500mA-DC / DIM

**OPTIONS**
MOUNTING KIT FLUSH SPY ▸ **414 90 01**

## SPY FOCUS CLIP MP

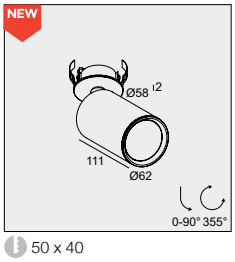


| 3000K / CRI>90 | 2700K / CRI>90 |
|---|---|
| LED [R] 12,1W / 1418lm / 350mA<br>LED [R] 17,9W / 1950lm / 500mA | LED [R] 12,1W / 1364lm / 350mA<br>LED [R] 17,9W / 1874lm / 500mA |
| 12-45° | |
| **19873 9300** ◇ | **19873 9200** ◇ |
| ◇ B-B / FBR-B / FG-B / W-B / W-W | |
| 0,4 IP20 | |

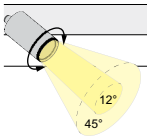


50 x 40

**REQUIREMENTS**
LED POWER SUPPLY 350-500mA-DC / DIM

**OPTIONS**
MOUNTING KIT FLUSH SPY ▸ **414 90 01**

# SPY ON



SPY ON + PUNK SLEEVE BP

## SPY S

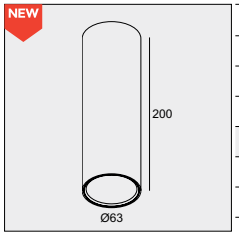


| | |
|---|---|
| 3000K / CRI>90 | 2700K / CRI>90 |
| LED 10,4W / 1118lm / 500mA | LED 10,4W / 1073lm / 500mA |
| MAINS DIMMING (FE) | |
| 33° | |
| **19876 9328** ◇ | **19876 9228** ◇ |
| ◇ B / W | |
| 220-240V / 50-60Hz | |
| I 0,5 IP20 | |

**REQUIREMENTS**
SPY TUBE ◇ ▸ **414 01 00** B / FBR / FG / MMAT / SG / W

**ACCESSORIES**
HONEYCOMB / LENS / GLASS 50

## SPY ON

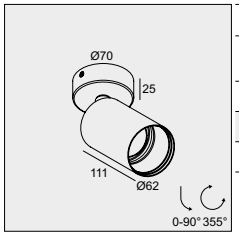


| | | | |
|---|---|---|---|
| 3000K / CRI>90 | | 2700K / CRI>90 | |
| LED [H] 7,1W / 805lm / 350mA<br>LED [H] 10,4W / 1118lm / 500mA | | LED [H] 7,1W / 773lm / 350mA<br>LED [H] 10,4W / 1073lm / 500mA | |
| 18° | 33° | 18° | 33° |
| **414 361 811 931** ◇ | **414 361 811 932** ◇ | **414 361 811 921** ◇ | **414 361 811 922** ◇ |
| ◇ B / FBR / FG / W | | | |
| III 0,5 IP20 | | | |

**REQUIREMENTS**
SPY TUBE ◇ ▸ **414 01 00** B / FBR / FG / MMAT / SG / W
LED POWER SUPPLY 350-500mA-DC / DIM

**OPTIONS**
COVERSET R ◇ (Ø 90) ▸ **204 00 90** ANO / B / W
COVERSET R ◇ (Ø100) ▸ **204 00 100** ANO / B / W

**ACCESSORIES**
HONEYCOMB / LENS / GLASS 50
SPY PUNK SLEEVE

## SPY ON HP

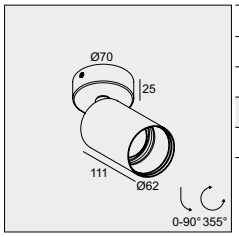


| | |
|---|---|
| 3000K / CRI>90 | 2700K / CRI>90 |
| LED [J] 16,8W / 2075lm / 500mA | LED [J] 16,8W / 2000lm / 500mA |
| 33° | |
| **414 361 21 931** ◇ | **414 361 21 921** ◇ |
| ◇ B / FBR / FG / W | |
| III 0,5 IP20 | |

**REQUIREMENTS**
SPY TUBE ◇ ▸ **414 01 00** B / FBR / FG / MMAT / SG / W
LED POWER SUPPLY 500mA-DC / DIM

**OPTIONS**
COVERSET R ◇ (Ø 90) ▸ **204 00 90** ANO / B / W
COVERSET R ◇ (Ø100) ▸ **204 00 100** ANO / B / W

**ACCESSORIES**
HONEYCOMB / LENS / GLASS 50
SPY PUNK SLEEVE

## SPY ON HI

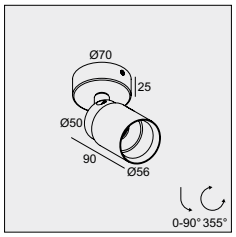


| |
|---|
| QPAR51 max.35W |
| **414 62 00** ◇ |
| ◇ B / W |
| GU10 / 100-240V / 50-60Hz |
| 0,5 IP20 0,5 |

**OPTIONS**
LED SOLUTION - PAG TEC 8 (max.20W)

**ACCESSORIES**
HONEYCOMB / LENS / GLASS 50 (max.20W)

NEW

# SPY FOCUS





ADJUSTABLE BEAM

WIRELESS CONTROL CTRL DELTA R
Suitable for all dimmable luminaires.
TECHNICAL DATA ▶ PAG TEC 4

## SPY FOCUS ON LP

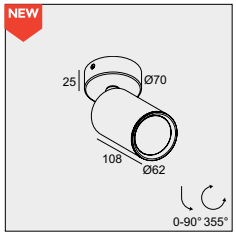


| 3000K / CRI>90 | 2700K / CRI>90 |
|---|---|
| LED [Q] 5,9W / 649lm / 350mA<br>LED [Q] 8,7W / 896lm / 500mA | LED [Q] 5,9W / 606lm / 350mA<br>LED [Q] 8,7W / 837lm / 500mA |
| 8-43° | |
| **19878 9300** ◇ | **19878 9200** ◇ |
| ◇ B / FBR / FG / W | |
| III 0,5 IP20 | |

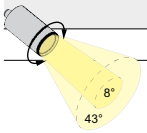


**REQUIREMENTS**
LED POWER SUPPLY 350-500mA-DC / DIM

**OPTIONS**
COVERSET R ◇ (Ø 90) ▸ **204 00 90** ANO / B / W
COVERSET R ◇ (Ø100) ▸ **204 00 100** ANO / B / W

## SPY FOCUS ON MP

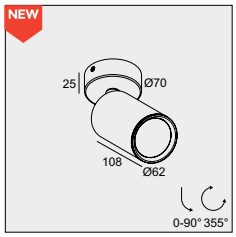


| 3000K / CRI>90 | 2700K / CRI>90 |
|---|---|
| LED [R] 12,1W / 1418lm / 350mA<br>LED [R] 17,9W / 1950lm / 500mA | LED [R] 12,1W / 1364lm / 350mA<br>LED [R] 17,9W / 1874lm / 500mA |
| 12-45° | |
| **19874 9300** ◇ | **19874 9200** ◇ |
| ◇ B / FBR / FG / W | |
| III 0,5 IP20 | |

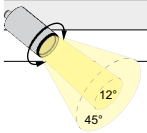


**REQUIREMENTS**
LED POWER SUPPLY 350-500mA-DC / DIM

**OPTIONS**
COVERSET R ◇ (Ø 90) ▸ **204 00 90** ANO / B / W
COVERSET R ◇ (Ø100) ▸ **204 00 100** ANO / B / W

# SPY ON



## SPY ON 1

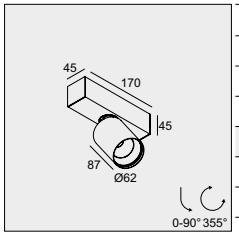


| 3000K / CRI>90 | | 2700K / CRI>90 | |
|---|---|---|---|
| 10,4W / 1118lm / 500mA | | 10,4W / 1073lm / 500mA | |
| MAINS DIMMING (FE) | | | |
| 18° | 33° | 18° | 33° |
| **414 351 811 931 ED8** ◇ | **414 351 811 932 ED8** ◇ | **414 351 811 921 ED8** ◇ | **414 351 811 922 ED8** ◇ |
| ◇ B / W | | | |
| 220-240V / 50-60Hz | | | |

□ 0,8 IP20

**REQUIREMENTS**
SPY TUBE ◇ ▸ **414 01 00** B / FBR / FG / MMAT / SG / W

**ACCESSORIES**
HONEYCOMB / LENS / GLASS 50

## SPY ON 2

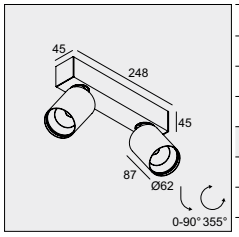


| 3000K / CRI>90 | | 2700K / CRI>90 | |
|---|---|---|---|
| 2 x 10,4W / 1118lm / 500mA | | 2 x 10,4W / 1073lm / 500mA | |
| MAINS DIMMING (FE) | | | |
| 18° | 33° | 18° | 33° |
| **414 351 812 931 ED8** ◇ | **414 351 812 932 ED8** ◇ | **414 351 812 921 ED8** ◇ | **414 351 812 922 ED8** ◇ |
| ◇ B / W | | | |
| 220-240V / 50-60Hz | | | |

◇ 1,2 IP20

**REQUIREMENTS**
2x SPY TUBE ◇ ▸ **414 01 00** B / FBR / FG / MMAT / SG / W

**ACCESSORIES**
HONEYCOMB / LENS / GLASS 50

## SPY ON 3

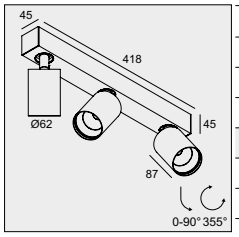


| 3000K / CRI>90 | | 2700K / CRI>90 | |
|---|---|---|---|
| 3 x 10,4W / 1118lm / 500mA | | 3 x 10,4W / 1073lm / 500mA | |
| MAINS DIMMING (FE) | | | |
| 18° | 33° | 18° | 33° |
| **414 351 813 931 ED8** ◇ | **414 351 813 932 ED8** ◇ | **414 351 813 921 ED8** ◇ | **414 351 813 922 ED8** ◇ |
| ◇ B / W | | | |
| 220-240V / 50-60Hz | | | |

□ 1,9 IP20

**REQUIREMENTS**
3x SPY TUBE ◇ ▸ **414 01 00** B / FBR / FG / MMAT / SG / W

**ACCESSORIES**
HONEYCOMB / LENS / GLASS 50

# MAXISPY ON



WIRELESS CONTROL
Suitable for all dimmable luminaires.
CTRL DELTA R

**TECHNICAL DATA** ▸ PAG TEC 4

## MAXISPY ON

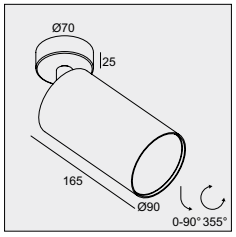


| 3000K / CRI>90 | | | 2700K / CRI>90 | | |
|---|---|---|---|---|---|
| 24,3W / 2862lm / 700mA | | | 24,3W / 2759lm / 700mA | | |
| 1-10V DIM | | | | | |
| 20° | 35° | 50° | 20° | 35° | 50° |
| **414 46 21 932 ED1** ◇ | **414 46 21 933 ED1** ◇ | **414 46 21 934 ED1** ◇ | **414 46 21 922 ED1** ◇ | **414 46 21 923 ED1** ◇ | **414 46 21 924 ED1** ◇ |
| ◇ B / W | | | | | |
| 120-240V / 50-60Hz | | | | | |

◇ 1,3 IP20

**REQUIREMENTS**
MAXISPY TUBE ◇ ▸ **414 04 00** B / MMAT / W

**OPTIONS**
COVERSET R ◇ (Ø 90) ▸ **204 00 90** ANO / B / W
COVERSET R ◇ (Ø100) ▸ **204 00 100** ANO / B / W

**ACCESSORIES**
HONEYCOMB / LENS 78



PHOTOGRAPHY MARK SEELEN FOR VIPP



PHOTOGRAPHY MARK SEELEN FOR VIPP





PHOTOGRAPHY MARK SEELEN FOR VIPP



ARCHITECTURE: GMP - VON GERKAN, MARG AND PARTNERS ARCHITECTS
RUSSIAN ADAPTATION: JSC SPEECH, MOSCOW
INTERIOR DESIGN: MAXIM RYMAR ARCHITECTURAL STUDIO




PIERRE LEMAITRE CAMILLE
KEN FOLLETT
THE TOYOTA WAY
HALDOR
PREFAB HOUSES
PHILIP DE LANGE
RIRELEN
Steve Jobs
TESTOSTERON
LIZA MARKLUND
STAKEHOLD
GEMBA KAIZEN
Scott
CARS
KAPITALEN
VINDEREN
Tænk nyt
PANDORA



PHOTOGRAPHY MARK SEELEN FOR VIPP

# VIZIR & HEDRA OVERVIEW

Vizir and Hedra add refinement, finesse and color to the range. Vizir is characterized by its atypical hinge, a design element that not only catches the eye, but also serves as storage for technical parts inside the luminaire.
Next to black and white, Vizir comes in the new Gold Coloured and Black Bronze finishes, either polished or in faceted texture. This faceted design exists out of many different planes that capture and reflect the ambient light with an ever-changing look as result. It is also the typical design element of the Hedra family, a series of pendant, spotlight and wall mounted luminaires, available as full LED solution or for retrofit bulbs.

**VIZIR - HEDRA CLIP / ON**
The high-quality finishing on Hedra and Vizir instantly adds a touch of class to the room. The two installation possibilities - either completely surface mounted or either semi-recessed - allow to use these directable spotlights in any kind of application. Furthermore, the very slender base with integrated power supply of Vizir and Hedra 2 On bring extra flair and elegance.

**VIZIR - HEDRA C**
The pendants within Vizir and Hedra make you play with light and design. By combining decorative E27 bulbs with integrated LED, small with longer tubes, Vizir with Hedra or Black Bronze finish with Gold Coloured, every set-up will be different and unique.

**www.deltalight.com/vizir**
**www.deltalight.com/hedra**



| | | **VIZIR 45** | | **HEDRA 39** | **HEDRA 45** | | | **HEDRA 62** |
|---|---|---|---|---|---|---|---|---|
| | | LED<br>570 - 1446 lm | | LED<br>774 lm | LED<br>570 - 1446 lm | | E27 | HALOGEN |
| | | SINGLE | DOUBLE | | SINGLE | DOUBLE | | |
| | CLIP |  | | |  | | | |
| | ON |  |  | |  |  | |  |
| | C | | |  |  | |  |  |
| | SUPERLOOP |  | | |  | | | |
| | FINTO | | | ✓ | ✓ | | | |
| | W | | | | | | | ✓ |
| PRO | MAGNETIC | ✓ | | | ✓ | | | |

NEW

# VIZIR & HEDRA CLIP



WIRELESS CONTROL CTRL DELTA R
Suitable for all dimmable luminaires.
TECHNICAL DATA ▸ PAG TEC 4

## VIZIR CLIP

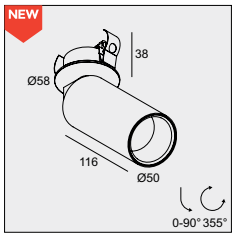


| 3000K / CRI>80 | 3000K / CRI>90 | 2700K / CRI>80 | 2700K / CRI>90 |
|---|---|---|---|
| LED [E] 4,1W / 420lm / 350mA<br>LED [E] 6W / 570lm / 500mA | LED [H] 7,1W / 805lm / 350mA<br>LED [H] 10,4W / 1118lm / 500mA | LED [E] 4,1W / 420lm / 350mA<br>LED [E] 6W / 570lm / 500mA | LED [H] 7,1W / 773lm / 350mA<br>LED [H] 10,4W / 1073lm / 500mA |
| 15° | 33° | 15° | 33° |
| **473 111 831** ◇ | **473 111 811 932** ◇ | **473 111 821** ◇ | **473 111 811 922** ◇ |
| ◇ BBR-B / GC-B / W-W | | | |
| 0,4 IP20 | | | |

50 x 40

**REQUIREMENTS**
VIZIR TUBE ◇ ▸ **473 01 00** B / FBR / FG / W
LED POWER SUPPLY 350-500mA-DC / DIM

**OPTIONS**
MOUNTING KIT FLUSH SPY ▸ **414 90 01**

**ACCESSORIES**
VIZIR HONEYCOMB / LENS

## VIZIR L CLIP

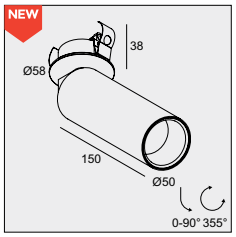


| 3000K / CRI>90 | 2700K / CRI>90 |
|---|---|
| LED [H] 10,4W / 1118lm / 500mA<br>LED [H] 15W / 1504lm / 700mA | LED [H] 10,4W / 1073lm / 500mA<br>LED [H] 15W / 1444lm / 700mA |
| 33° | |
| **473 112 811 932** ◇ | **473 112 811 922** ◇ |
| ◇ BBR-B / GC-B / W-W | |
| 0,4 IP20 | |

50 x 40

**REQUIREMENTS**
VIZIR TUBE ◇ ▸ **473 01 00** B / FBR / FG / W
LED POWER SUPPLY 500-700mA-DC / DIM

**OPTIONS**
MOUNTING KIT FLUSH SPY ▸ **414 90 01**

**ACCESSORIES**
VIZIR HONEYCOMB / LENS

## HEDRA CLIP

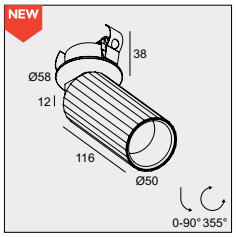


| 3000K / CRI>80 | 3000K / CRI>90 | 2700K / CRI>80 | 2700K / CRI>90 |
|---|---|---|---|
| LED [E] 4,1W / 420lm / 350mA<br>LED [E] 6W / 570lm / 500mA | LED [H] 7,1W / 805lm / 350mA<br>LED [H] 10,4W / 1118lm / 500mA | LED [E] 4,1W / 420lm / 350mA<br>LED [E] 6W / 570lm / 500mA | LED [H] 7,1W / 773lm / 350mA<br>LED [H] 10,4W / 1073lm / 500mA |
| 15° | 33° | 15° | 33° |
| **473 211 831** ◇ | **473 211 811 932** ◇ | **473 211 821** ◇ | **473 211 811 922** ◇ |
| ◇ B-B / BBR-B / GC-B / W-W | | | |
| 0,3 IP20 | | | |

50 x 40

**REQUIREMENTS**
VIZIR TUBE ◇ ▸ **473 01 00** B / FBR / FG / W
LED POWER SUPPLY 350-500mA-DC / DIM

**OPTIONS**
MOUNTING KIT FLUSH SPY ▸ **414 90 01**

**ACCESSORIES**
VIZIR HONEYCOMB / LENS

## HEDRA L CLIP

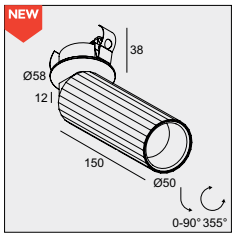


| 3000K / CRI>90 | 2700K / CRI>90 |
|---|---|
| LED [H] 10,4W / 1118lm / 500mA<br>LED [H] 15W / 1504lm / 700mA | LED [H] 10,4W / 1073lm / 500mA<br>LED [H] 15W / 1444lm / 700mA |
| 33° | |
| **473 212 811 932** ◇ | **473 212 811 922** ◇ |
| ◇ B-B / BBR-B / GC-B / W-W | |
| 0,4 IP20 | |

50 x 40

**REQUIREMENTS**
VIZIR TUBE ◇ ▸ **473 01 00** B / FBR / FG / W
LED POWER SUPPLY 500-700mA-DC / DIM

**OPTIONS**
MOUNTING KIT FLUSH SPY ▸ **414 90 01**

**ACCESSORIES**
VIZIR HONEYCOMB / LENS

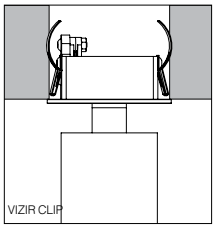
VIZIR CLIP

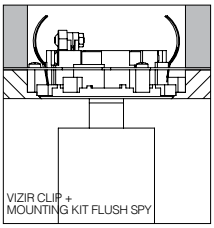
VIZIR CLIP +
MOUNTING KIT FLUSH SPY

**REQUIREMENTS** ▸ INFO FOLD-OUT RIGHT / **OPTIONS** ▸ INFO TECHNICAL CHAPTER / **ACCESSORIES** ▸ INFO FOLD-OUT LEFT

OTHER CRI OR KELVIN ON REQUEST

NEW

## VIZIR ON

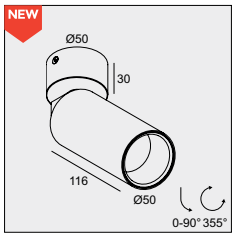


| 3000K / CRI>80 | 3000K / CRI>90 | 2700K / CRI>80 | 2700K / CRI>90 |
|---|---|---|---|
| LED [E] 4,1W / 420lm / 350mA<br>LED [E] 6W / 570lm / 500mA | LED [H] 7,1W / 805lm / 350mA<br>LED [H] 10,4W / 1118lm / 500mA | LED [E] 4,1W / 420lm / 350mA<br>LED [E] 6W / 570lm / 500mA | LED [H] 7,1W / 773lm / 350mA<br>LED [H] 10,4W / 1073lm / 500mA |
| 15° | 33° | 15° | 33° |
| **473 131 831** ◇ | **473 131 811 932** ◇ | **473 131 821** ◇ | **473 131 811 922** ◇ |
| ◇ BBR-B / GC-B / W-W | | | |

0,4 IP20

**REQUIREMENTS**
VIZIR TUBE ◇ ▸ **473 01 00** B / FBR / FG / W
LED POWER SUPPLY 350-500mA-DC / DIM

**OPTIONS**
COVERSET R ◇ (Ø 62) ▸ **204 00 62** ANO / B / W
COVERSET R ◇ (Ø 90) ▸ **204 00 90** ANO / B / W
COVERSET R ◇ (Ø100) ▸ **204 00 100** ANO / B / W

**ACCESSORIES**
VIZIR HONEYCOMB / LENS

## VIZIR L ON

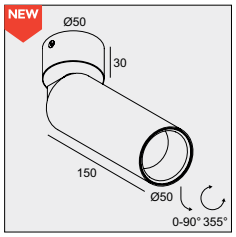


| 3000K / CRI>90 | 2700K / CRI>90 |
|---|---|
| LED [H] 10,4W / 1118lm / 500mA<br>LED [H] 15W / 1504lm / 700mA | LED [H] 10,4W / 1073lm / 500mA<br>LED [H] 15W / 1444lm / 700mA |
| 33° | |
| **473 132 811 932** ◇ | **473 132 811 922** ◇ |
| ◇ BBR-B / GC-B / W-W | |

0,4 IP20

**REQUIREMENTS**
VIZIR TUBE ◇ ▸ **473 01 00** B / FBR / FG / W
LED POWER SUPPLY 500-700mA-DC / DIM

**OPTIONS**
COVERSET R ◇ (Ø 62) ▸ **204 00 62** ANO / B / W
COVERSET R ◇ (Ø 90) ▸ **204 00 90** ANO / B / W
COVERSET R ◇ (Ø100) ▸ **204 00 100** ANO / B / W

**ACCESSORIES**
VIZIR HONEYCOMB / LENS

## HEDRA ON

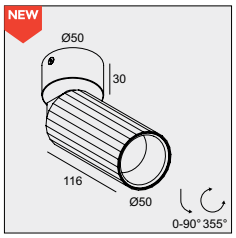


| 3000K / CRI>80 | 3000K / CRI>90 | 2700K / CRI>80 | 2700K / CRI>90 |
|---|---|---|---|
| LED [E] 4,1W / 420lm / 350mA<br>LED [E] 6W / 570lm / 500mA | LED [H] 7,1W / 805lm / 350mA<br>LED [H] 10,4W / 1118lm / 500mA | LED [E] 4,1W / 420lm / 350mA<br>LED [E] 6W / 570lm / 500mA | LED [H] 7,1W / 773lm / 350mA<br>LED [H] 10,4W / 1073lm / 500mA |
| 15° | 33° | 15° | 33° |
| **473 231 831** ◇ | **473 231 811 932** ◇ | **473 231 821** ◇ | **473 231 811 922** ◇ |
| ◇ B-B / BBR-B / GC-B / W-W | | | |

0,3 IP20

**REQUIREMENTS**
VIZIR TUBE ◇ ▸ **473 01 00** B / FBR / FG / W
LED POWER SUPPLY 350-500mA-DC / DIM

**OPTIONS**
COVERSET R ◇ (Ø 62) ▸ **204 00 62** ANO / B / W
COVERSET R ◇ (Ø 90) ▸ **204 00 90** ANO / B / W
COVERSET R ◇ (Ø100) ▸ **204 00 100** ANO / B / W

**ACCESSORIES**
VIZIR HONEYCOMB / LENS

## HEDRA L ON

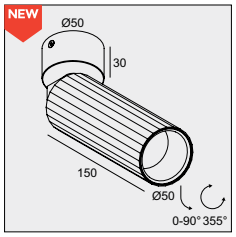


| 3000K / CRI>90 | 2700K / CRI>90 |
|---|---|
| LED [H] 10,4W / 1118lm / 500mA<br>LED [H] 15W / 1504lm / 700mA | LED [H] 10,4W / 1073lm / 500mA<br>LED [H] 15W / 1444lm / 700mA |
| 33° | |
| **473 232 811 932** ◇ | **473 232 811 922** ◇ |
| ◇ B-B / BBR-B / GC-B / W-W | |

0,4 IP20

**REQUIREMENTS**
VIZIR TUBE ◇ ▸ **473 01 00** B / FBR / FG / W
LED POWER SUPPLY 500-700mA-DC / DIM

**OPTIONS**
COVERSET R ◇ (Ø 62) ▸ **204 00 62** ANO / B / W
COVERSET R ◇ (Ø 90) ▸ **204 00 90** ANO / B / W
COVERSET R ◇ (Ø100) ▸ **204 00 100** ANO / B / W

**ACCESSORIES**
VIZIR HONEYCOMB / LENS

NEW

WIRELESS CONTROL CTRL DELTA R
Suitable for all dimmable luminaires.
TECHNICAL DATA ▶ PAG TEC 4

## VIZIR ON 2

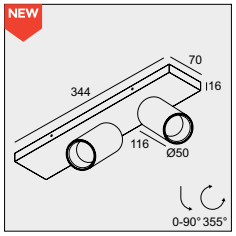


| | |
|---|---|
| 3000K / CRI>90 | 2700K / CRI>90 |
| 2 x LED 7,1W / 805lm / 350mA | 2 x LED 7,1W / 773lm / 350mA |
| 1-10V DIM | |
| 33° | |
| **473 131 812 932 ED1** ◇ | **473 131 812 922 ED1** ◇ |
| ◇ BBR-B / GC-B / W-W | |
| 220-240V / 50-60Hz | |

**REQUIREMENTS**
2 x VIZIR TUBE ◇ ▸ **473 01 00** B / FBR / FG / W

**ACCESSORIES**
VIZIR HONEYCOMB / LENS

◇ 0,9 IP20

## HEDRA ON 2

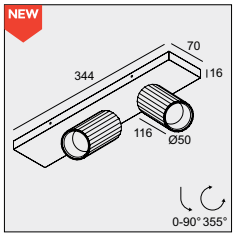


| | |
|---|---|
| 3000K / CRI>90 | 2700K / CRI>90 |
| 2 x LED 7,1W / 805lm / 350mA | 2 x LED 7,1W / 773lm / 350mA |
| 1-10V DIM | |
| 33° | |
| **473 231 812 932 ED1** ◇ | **473 231 812 922 ED1** ◇ |
| ◇ B-B / BBR-B / GC-B / W-W | |
| 220-240V / 50-60Hz | |

**REQUIREMENTS**
2 x VIZIR TUBE ◇ ▸ **473 01 00** B / FBR / FG / W

**ACCESSORIES**
VIZIR HONEYCOMB / LENS

◇ 0,9 IP20

NEW

# HEDRA
# 39/45/62 C



WIRELESS CONTROL CTRL DELTA R
Suitable for all dimmable luminaires.
TECHNICAL DATA ▸ PAG TEC 4

## HEDRA 39 C

NEW

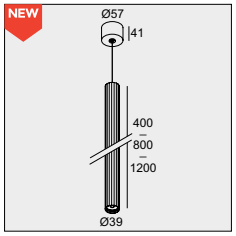


| 3000K / CRI>90 | | | 2700K / CRI>90 | | |
|---|---|---|---|---|---|
| LED 7,1W / 805lm / 350mA | | | LED 7,1W / 773lm / 350mA | | |
| 400mm / 0,7 | 800mm / 1,2 | 1200mm / 1,6 | 400mm / 0,7 | 800mm / 1,2 | 1200mm / 1,6 |
| 24° | | | | | |
| **472 121 811 931** ◇ | **472 122 811 931** ◇ | **472 123 811 931** ◇ | **472 121 811 921** ◇ | **472 122 811 921** ◇ | **472 123 811 921** ◇ |
| ◇ B / BBR / GC / W | | | | | |
| 220-240V / 50-60Hz | | | | | |
| INCL.1 x CABLE 2 x 0.75mm² / 1.6m | | | | | |
| IP20 | | | | | |

**OPTIONS**
CONNECTION TRIMLESS ▸ **328 10 03**

## HEDRA 45 C

NEW

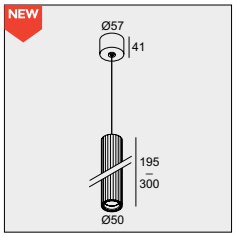


| 3000K / CRI>90 | | 2700K / CRI>90 | |
|---|---|---|---|
| LED 6,4W / 587lm / 350mA | | LED 6,4W / 587lm / 350mA | |
| 195mm / 0,6 | 300mm / 0,8 | 195mm / 0,6 | 300mm / 0,8 |
| MAINS DIMMING (FE) | | | |
| 40° | | | |
| **472 221 932 ED8** ◇ | **472 222 932 ED8** ◇ | **472 221 922 ED8** ◇ | **472 222 922 ED8** ◇ |
| ◇ B / BBR / GC / W | | | |
| 220-240V / 50-60Hz | | | |
| INCL.1 x CABLE 2 x 0.75mm² / 1.6m | | | |
| IP20 | | | |

**REQUIREMENTS**
MIDISPY TUBE ◇ ▸ **414 03 00** B / FBR / FG / MMAT / SG / W

**OPTIONS**
CONNECTION TRIMLESS ▸ **328 10 03**

## HEDRA 45 C E27

NEW

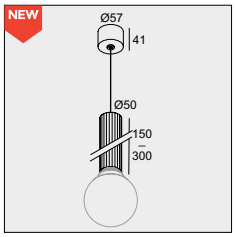


| 1 x A60 max.20W | |
|---|---|
| 150mm / 0,5 | 300mm / 0,7 |
| **472 221 01** ◇ | **472 222 01** ◇ |
| ◇ B / BBR / GC / WW | |
| E27Ls / 100-240V / 50-60Hz | |
| INCL.1 x CABLE 2 x 0.75mm² / 1.6m | |
| IP20 | |

**OPTIONS**
CONNECTION TRIMLESS ▸ **328 10 03**
**LED** SOLUTION - PAG TEC 8

## HEDRA 62 C Hi

NEW

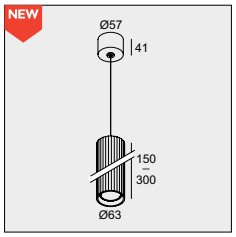


| 1 x QPAR51 max.35W | |
|---|---|
| 150mm / 0,5 | 300mm / 0,7 |
| **472 321 00** ◇ | **472 322 00** ◇ |
| ◇ B / BBR / GC / W | |
| GU10 / 100-240V / 50-60Hz | |
| INCL.1 x CABLE 2 x 0.75mm² / 1.6m | |
| IP20 0,5 | |

**OPTIONS**
CONNECTION TRIMLESS ▸ **328 10 03**
**LED** SOLUTION - PAG TEC 8

## HEDRA 62 ON Hi

NEW

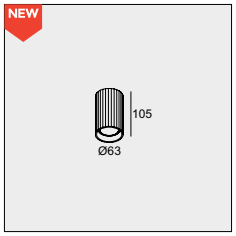


| QPAR51 max.10W |
|---|
| **472 331 00** ◇ |
| ◇ B / BBR / GC / W |
| GU10 / 100-240V / 50-60Hz |
| 0,2 IP20 0,5 |

**OPTIONS**
**LED** SOLUTION - PAG TEC 8













NEW

# NEEDLE

The slender shape of the Needle family brings a touch of elegance into any project. Slim tubes, just carelessly hanging down from the ceiling or cleverly peeking around to throw a highlight wherever needed. Combine multiple fixtures to create playful clusters or use it as a single luminaire in all its simplicity.

**www.deltalight.com/needle**

DESIGN BY **NITEO LIGHTING** FOR **DELTA LIGHT®**





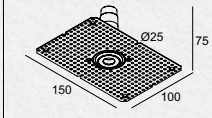


**CONNECTION**
**TRIMLESS O.F.A.**

62 x 80 9 or 12

102 x 80 (CONCRETE)

**328 10 03**

4A / 250V

0,2

## NEEDLE 1 TRC

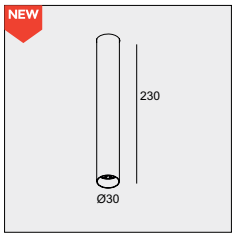


| 3000K / CRI>90 | | 2700K / CRI>90 | |
|---|---|---|---|
| LED [E] 4,1W / 380lm / 350mA<br>LED [E] 6W / 515lm / 500mA<br>LED [E] 8,3W / 673lm / 700mA | | LED [E] 4,1W / 355lm / 350mA<br>LED [E] 6W / 481lm / 500mA<br>LED [E] 8,3W / 629lm / 700mA | |
| 13° | 33° | 13° | 33° |
| **25014 9310** ◇ | **25014 9320** ◇ | **25014 9210** ◇ | **25014 9220** ◇ |
| ◇ BBR / FG | | | |
| 0,2 IP20 | | | |

**REQUIREMENTS**
LED POWER SUPPLY 350-500-700mA-DC / DIM
CONNECTION TRIMLESS O.F.A.

## NEEDLE 1 OK TRC

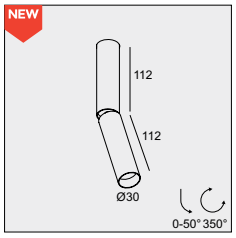


| 3000K / CRI>90 | | 2700K / CRI>90 | |
|---|---|---|---|
| LED [E] 4,1W / 380lm / 350mA<br>LED [E] 6W / 515lm / 500mA | | LED [E] 4,1W / 355lm / 350mA<br>LED [E] 6W / 481lm / 500mA | |
| 13° | 33° | 13° | 33° |
| **25015 9310** ◇ | **25015 9320** ◇ | **25015 9210** ◇ | **25015 9220** ◇ |
| ◇ BBR / FG | | | |
| 0,2 IP20 | | | |

**REQUIREMENTS**
LED POWER SUPPLY 350-500mA-DC / DIM
CONNECTION TRIMLESS O.F.A.

## NEEDLE 1

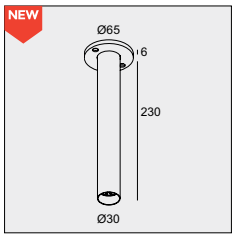


| 3000K / CRI>90 | | 2700K / CRI>90 | |
|---|---|---|---|
| LED [E] 4,1W / 380lm / 350mA<br>LED [E] 6W / 515lm / 500mA<br>LED [E] 8,3W / 673lm / 700mA | | LED [E] 4,1W / 355lm / 350mA<br>LED [E] 6W / 481lm / 500mA<br>LED [E] 8,3W / 629lm / 700mA | |
| 13° | 33° | 13° | 33° |
| **25010 9310** ◇ | **25010 9320** ◇ | **25010 9210** ◇ | **25010 9220** ◇ |
| ◇ BBR / FG | | | |
| 0,3 IP20 | | | |

**REQUIREMENTS**
LED POWER SUPPLY 350-500-700mA-DC / DIM

## NEEDLE 2

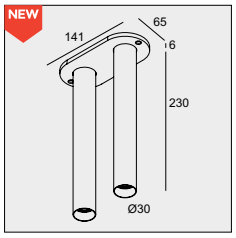


| 3000K / CRI>90 | | 2700K / CRI>90 | |
|---|---|---|---|
| 2 x LED [E] 4,1W / 380lm / 350mA<br>2 x LED [E] 6W / 515lm / 500mA<br>2 x LED [E] 8,3W / 673lm / 700mA | | 2 x LED [E] 4,1W / 355lm / 350mA<br>2 x LED [E] 6W / 481lm / 500mA<br>2 x LED [E] 8,3W / 629lm / 700mA | |
| 13° | 33° | 13° | 33° |
| **25012 9310** ◇ | **25012 9320** ◇ | **25012 9210** ◇ | **25012 9220** ◇ |
| ◇ BBR / FG | | | |
| 0,6 IP20 | | | |

**REQUIREMENTS**
LED POWER SUPPLY 350-500-700mA-DC / DIM

## NEEDLE 1 OK

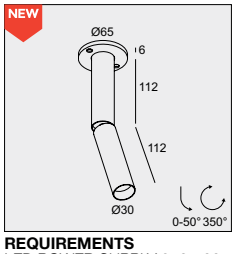


| 3000K / CRI>90 | | 2700K / CRI>90 | |
|---|---|---|---|
| LED [E] 4,1W / 380lm / 350mA<br>LED [E] 6W / 515lm / 500mA | | LED [E] 4,1W / 355lm / 350mA<br>LED [E] 6W / 481lm / 500mA | |
| 13° | 33° | 13° | 33° |
| **25011 9310** ◇ | **25011 9320** ◇ | **25011 9210** ◇ | **25011 9220** ◇ |
| ◇ BBR / FG | | | |
| 0,3 IP20 | | | |

**REQUIREMENTS**
LED POWER SUPPLY 350-500mA-DC / DIM

## NEEDLE 2 OK

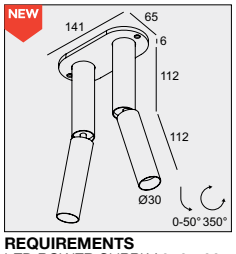


| 3000K / CRI>90 | | 2700K / CRI>90 | |
|---|---|---|---|
| 2 x LED [E] 4,1W / 380lm / 350mA<br>2 x LED [E] 6W / 515lm / 500mA | | 2 x LED [E] 4,1W / 355lm / 350mA<br>2 x LED [E] 6W / 481lm / 500mA | |
| 13° | 33° | 13° | 33° |
| **25013 9310** ◇ | **25013 9320** ◇ | **25013 9210** ◇ | **25013 9220** ◇ |
| ◇ BBR / FG | | | |
| 0,6 IP20 | | | |

**REQUIREMENTS**
LED POWER SUPPLY 350-500mA-DC / DIM



INTERIOR DESIGN: BURO HC




INTERIOR DESIGN: BURO HC

# XY180

DESIGN BY **OMA** FOR **DELTA LIGHT**®

is a 3-piece lighting collection designed by OMA. The collection was inspired by a fascination with point, line and surface; key architectural elements. The floor, wall and ceiling lights are meant for individual and shared workspaces, but can also be applied to domestic and public interior spaces.

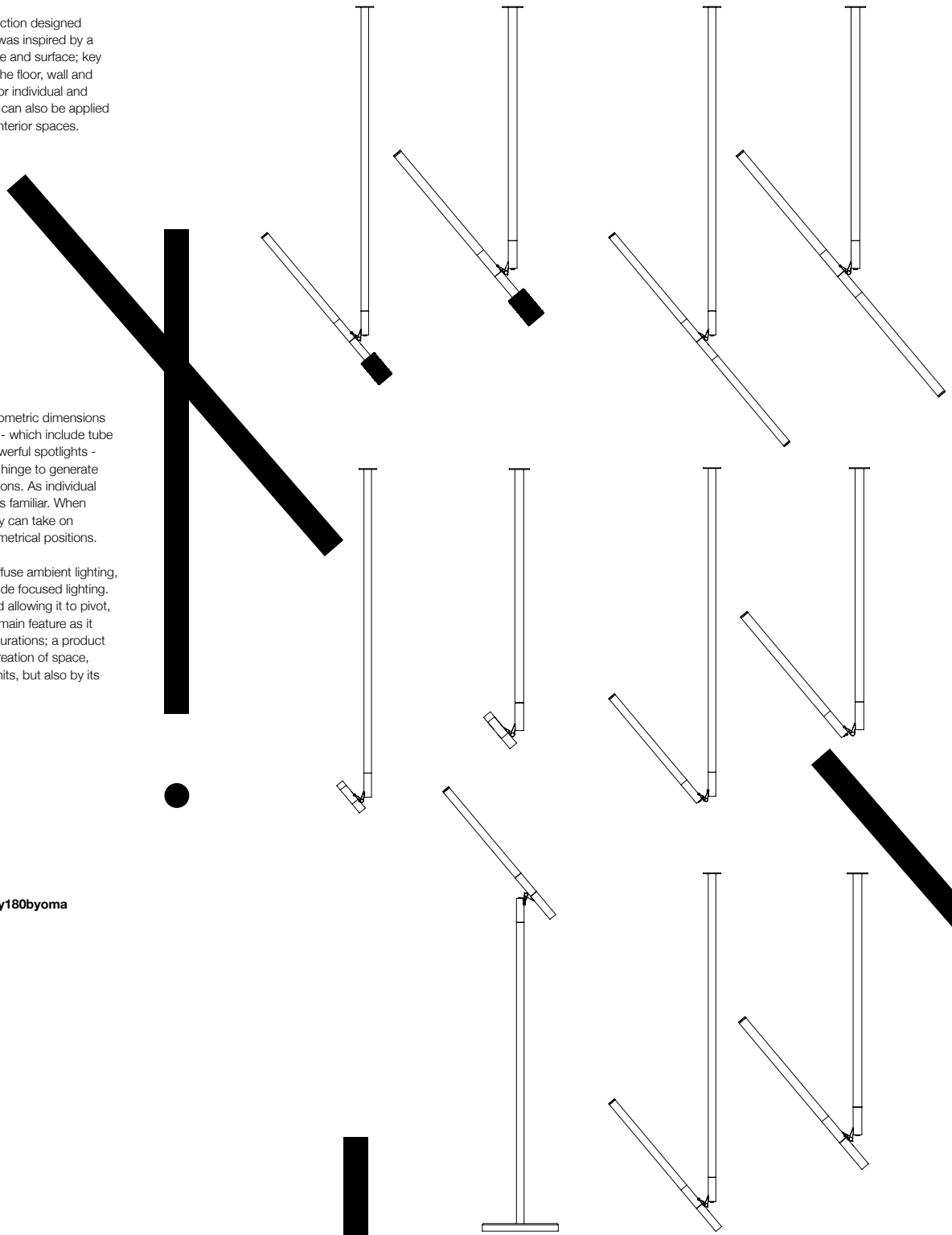

The line uses precise geometric dimensions while the base elements - which include tube lights and discrete or powerful spotlights - can be combined with a hinge to generate countless lighting conditions. As individual components, each part is familiar. When assembled however, they can take on unpredictable and asymmetrical positions.

The tube lights create diffuse ambient lighting, while the spotlights provide focused lighting. By exposing the light and allowing it to pivot, the fixture becomes the main feature as it shifts into multiple configurations; a product that contributes to the creation of space, not only by the light it emits, but also by its physical presence."

reddot design award
winner

German Design Award

**www.deltalight.com/xy180byoma**



NEW

# XY180

DESIGN BY **OMA** FOR **DELTA LIGHT®**

PLEASE FIND THE OTHER MEMBERS
▼ OF THIS FAMILY ▼



**INTERIOR**
CEILING SUSPENDED



**INTERIOR**
STAND ALONE

WIRELESS CONTROL
Suitable for all dimmable luminaires.
CTRL DELTA R
TECHNICAL DATA ▶ PAG TEC 4

## XY180 S81 / S121

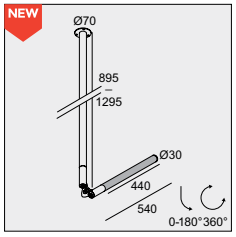


| 3000K / CRI>80 | | | | | |
|---|---|---|---|---|---|
| LED CLUSTER 8,9W / 1050lm | | | | | |
| L 895mm / 0,9 | | | L 1295mm / 1,1 | | |
| NON DIM | 1-10V DIM | DALI DIM | NON DIM | 1-10V DIM | DALI DIM |
| **422 111 93** ◇ | **422 111 93 ED1** ◇ | **422 111 93 ED5** ◇ | **422 112 93** ◇ | **422 112 93 ED1** ◇ | **422 112 93 ED5** ◇ |
| ◇ B | | | | | |
| 220-240V / 50-60Hz | | | | | |

IP20

**OPTIONS**
COVERSET R ◇ (Ø 90) ▸ **204 00 90** ANO / B / W
COVERSET R ◇ (Ø100) ▸ **204 00 100** ANO / B / W
XY180 CONNECTION BOX ◇ ▸ **422 99 01** B

## XY180 S82 / S122

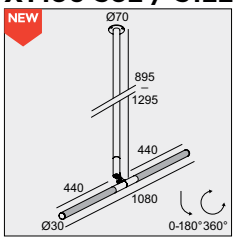


| 3000K / CRI>80 | | | | | |
|---|---|---|---|---|---|
| 2 x LED CLUSTER 8,9W / 1050lm | | | | | |
| L 895mm / 1,3 | | | L 1295mm / 1,5 | | |
| NON DIM | 1-10V DIM | DALI DIM | NON DIM | 1-10V DIM | DALI DIM |
| **422 121 93** ◇ | **422 121 93 ED1** ◇ | **422 121 93 ED5** ◇ | **422 122 93** ◇ | **422 122 93 ED1** ◇ | **422 122 93 ED5** ◇ |
| ◇ B | | | | | |
| 220-240V / 50-60Hz | | | | | |

IP20

**OPTIONS**
COVERSET R ◇ (Ø 90) ▸ **204 00 90** ANO / B / W
COVERSET R ◇ (Ø100) ▸ **204 00 100** ANO / B / W
XY180 CONNECTION BOX ◇ ▸ **422 99 01** B

XY180 CONNECTION BOX



NEW

# XY180 MINI

DESIGN BY **OMA** FOR **DELTA LIGHT®**



WIRELESS CONTROL CTRL DELTA R
Suitable for all dimmable luminaires.
TECHNICAL DATA ▶ PAG TEC 4

## XY180 S80 MINI / S120 MINI

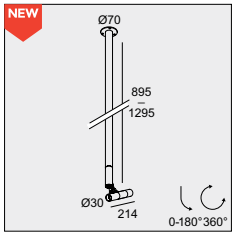


| | | |
|---|---|---|
| 3000K / CRI>80 | | |
| LED 4,1W / 425lm | | |
| 20° | | |
| L 895mm / 0,9 | | L 1295mm / 1,1 |
| NON DIM | | |
| **422 131 83** ◇ | | **422 132 83** ◇ |
| ◇ B | | |
| 220-240V / 50-60Hz | | |
| IP20 | | |

**OPTIONS**
COVERSET R ◇ (Ø 90) ▸ **204 00 90** ANO / B / W
COVERSET R ◇ (Ø100) ▸ **204 00 100** ANO / B / W
XY180 CONNECTION BOX ◇ ▸ **422 99 01** B

## XY180 S81 MINI / S121 MINI

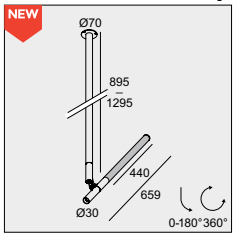


| | | | | | |
|---|---|---|---|---|---|
| 3000K | | | | | |
| LED CLUSTER 8,9W / 1050lm / CRI > 90<br>LED 4,1W / 425lm / CRI > 80 | | | | | |
| L 895mm / 1,2 | | | L 1295mm / 1,4 | | |
| NON DIM | 1-10V DIM | DALI DIM | NON DIM | 1-10V DIM | DALI DIM |
| **422 141 93** ◇ | **422 141 93 ED1** ◇ | **422 141 93 ED5** ◇ | **422 142 93** ◇ | **422 142 93 ED1** ◇ | **422 142 93 ED5** ◇ |
| ◇ B | | | | | |
| 220-240V / 50-60Hz | | | | | |
| IP20 | | | | | |

**OPTIONS**
COVERSET R ◇ (Ø 90) ▸ **204 00 90** ANO / B / W
COVERSET R ◇ (Ø100) ▸ **204 00 100** ANO / B / W
XY180 CONNECTION BOX ◇ ▸ **422 99 01** B

NEW

# XY180 PUNK

DESIGN BY **OMA** FOR **DELTA LIGHT®**



WIRELESS CONTROL CTRL DELTA R
Suitable for all dimmable luminaires.
TECHNICAL DATA ▶ PAG TEC 4

## XY180 S81 PUNK / S121 PUNK

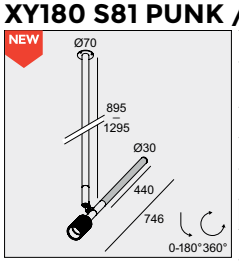


| | | | | | |
|---|---|---|---|---|---|
| 3000K / CRI>90 | | | | | |
| LED CLUSTER 8,9W / 1050lm<br>LED 7,1W / 774lm | | | | | |
| 33° | | | | | |
| L 895mm / 1,4 | | | L 1295mm / 1,6 | | |
| NON DIM | 1-10V DIM | DALI DIM | NON DIM | 1-10V DIM | DALI DIM |
| **422 161 811 932** ◇ | **422 161 811 932 ED1** ◇ | **422 161 811 932 ED5** ◇ | **422 162 811 932** ◇ | **422 162 811 932 ED1** ◇ | **422 162 811 932 ED5** ◇ |
| ◇ B | | | | | |
| 220-240V / 50-60Hz | | | | | |
| IP20 | | | | | |

**REQUIREMENTS**
SPY TUBE ◇ ▸ **414 01 00** B / FBR / FG / MMAT / SG / W

**OPTIONS**
COVERSET R ◇ (Ø 90) ▸ **204 00 90** ANO / B / W
COVERSET R ◇ (Ø100) ▸ **204 00 100** ANO / B / W
XY180 CONNECTION BOX ◇ ▸ **422 99 01** B

**ACCESSORIES**
HONEYCOMB / LENS / GLASS 50













NEW

# LASS-OH!

## OVERVIEW

Lass-Oh! glides trough the room as a snake sliding through the greensward, showing off its slim cylindrical contour in combination with the miniature LED clusters hidden inside its body. The variety in shape - straight lines or curved squares and rectangles - in combination with the optional shades make of Lass-Oh! a very decorative lighting solution. Nevertheless, Lass-Oh! can easily be hung in every residential, retail or office project thanks to its low-glare LED dots that are hidden away into the profile.

**www.deltalight.com/lassoh**



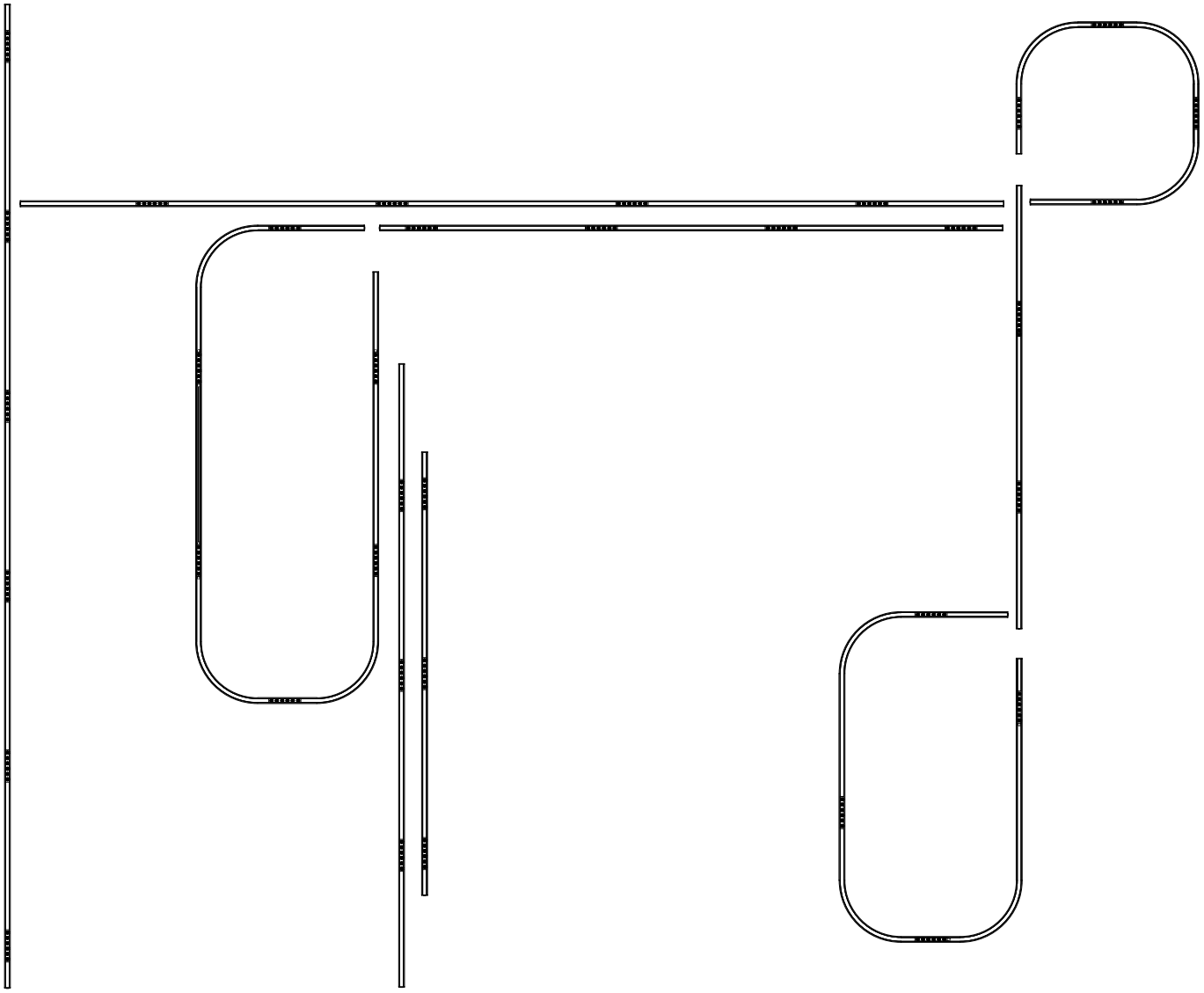

NEW

# LASS-OH!





JIHA! R



JIHA! S

WIRELESS CONTROL CTRL DELTA R
Suitable for all dimmable luminaires.
TECHNICAL DATA ▸ PAG TEC 4

## LASS-OH! 6060

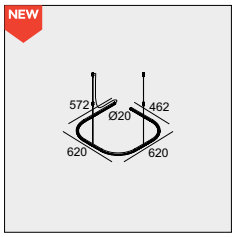


| 3000K / CRI>90 | 2700K / CRI>90 |
|---|---|
| 4 x LED CLUSTER 6W / 606lm / 350mA | 4 x LED CLUSTER 6W / 588lm / 350mA |
| 34° | |
| **24811 9320** ◇ | **24811 9220** ◇ |
| ◇ B / GC | |
| INCL.4 x CABLE SUSP. SINGLE AUTO. 1.6m BLACK<br>INCL.1 x CABLE 2 x 0,75mm² | |
| III 1,2 IP20 | |

## LASS-OH! 60110

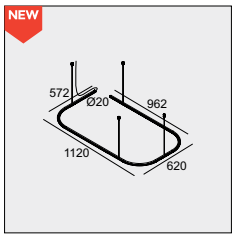


| 3000K / CRI>90 | 2700K / CRI>90 |
|---|---|
| 4 x LED CLUSTER 6W / 606lm / 350mA | 4 x LED CLUSTER 6W / 588lm / 350mA |
| 34° | |
| **24812 9320** ◇ | **24812 9220** ◇ |
| ◇ B / GC | |
| INCL.4 x CABLE SUSP. SINGLE AUTO. 1.6m BLACK<br>INCL.1 x CABLE 2 x 0,75mm² | |
| III 1,5 IP20 | |

## LASS-OH! 60160

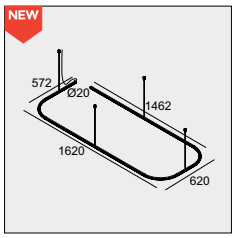


| 3000K / CRI>90 | 2700K / CRI>90 |
|---|---|
| 6 x LED CLUSTER 6W / 606lm / 350mA | 6 x LED CLUSTER 6W / 588lm / 350mA |
| 34° | |
| **24813 9320** ◇ | **24813 9220** ◇ |
| ◇ B / GC | |
| INCL.4 x CABLE SUSP. SINGLE AUTO. 1.6m BLACK<br>INCL.1 x CABLE 2 x 0,75mm² | |
| III 1,9 IP20 | |

**REQUIREMENTS ▸ SEE BELOW** (FOR LINE 6060 / 60110 / 60160)
LED POWER SUPPLY MULTI POWER / DIM
or
LASS-OH! POWERBOX B

**OPTIONS**
CABLE BASE R ◇ ▸ **203 99 55** ANO / B / W
COVERSET R ◇ (Ø 62) ▸ **204 00 62** ANO / B / W
COVERSET R ◇ (Ø 90) ▸ **204 00 90** ANO / B / W
COVERSET R ◇ (Ø100) ▸ **204 00 100** ANO / B / W

**ACCESSORIES** (NOT FOR LINE 6060)
JIHA! R ◇ ▸ **24814 0030** B
JIHA! S ◇ ▸ **24814 0020** B

## LED POWER SUPPLY DIM1: DIMMING BY 1-10V / DIM5: DIMMING BY DALI

| NON DIM | DIM1 | DIM5 |
|---|---|---|
| 147 x 44 x 22 | 147 x 44 x 30 | 147 x 44 x 30 |
| **21012 0010** | **21012 0021** | **21012 0035** |
| 220-240V / 50-60Hz | | |
| IP20 | | |

## LASS-OH! POWERBOX

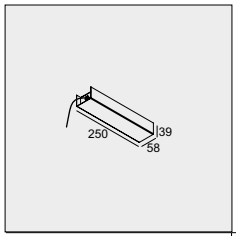


| NON DIM | DIM1 | DIM5 |
|---|---|---|
| **24814 0010** ◇ | **24814 0011** ◇ | **24814 0015** ◇ |
| ◇ B | | |
| 220-240V / 50-60Hz | | |
| I IP20 | | |

## LASS-OH! L150

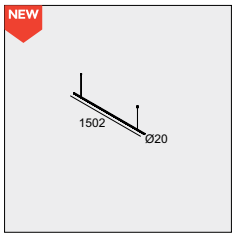


| 3000K / CRI>90 | | 2700K / CRI>90 | |
|---|---|---|---|
| 2 x LED CLUSTER 6W / 606lm / 350mA | 3 x LED CLUSTER 6W / 606lm / 350mA | 2 x LED CLUSTER 6W / 588lm / 350mA | 3 x LED CLUSTER 6W / 588lm / 350mA |
| 34° | | | |
| **24815 9320** ◇ | **24816 9320** ◇ | **24815 9220** ◇ | **24816 9220** ◇ |
| ◇ B / GC | | | |
| INCL.2 x CABLE SUSP. SINGLE AUTO. 1.6m BLACK<br>INCL.1 x CABLE 2 x 0,75mm² | | | |
| III 1,0 IP20 | | | |

## LASS-OH! L210

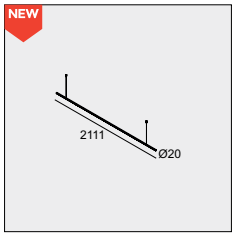


| 3000K / CRI>90 | | 2700K / CRI>90 | |
|---|---|---|---|
| 3 x LED CLUSTER 6W / 606lm / 350mA | 4 x LED CLUSTER 6W / 606lm / 350mA | 3 x LED CLUSTER 6W / 588lm / 350mA | 4 x LED CLUSTER 6W / 588lm / 350mA |
| 34° | | | |
| **24817 9320** ◇ | **24818 9320** ◇ | **24817 9220** ◇ | **24818 9220** ◇ |
| ◇ B / GC | | | |
| INCL.2 x CABLE SUSP. SINGLE AUTO. 1.6m BLACK<br>INCL.1 x CABLE 2 x 0,75mm² | | | |
| III 1,2 IP20 | | | |

## LASS-OH! L330




| 3000K / CRI>90 | | 2700K / CRI>90 | |
|---|---|---|---|
| 4 x LED CLUSTER 6W / 606lm / 350mA | 6 x LED CLUSTER 6W / 606lm / 350mA | 4 x LED CLUSTER 6W / 588lm / 350mA | 6 x LED CLUSTER 6W / 588lm / 350mA |
| 34° | | | |
| **24820 9320** ◇ | **24819 9320** ◇ | **24820 9220** ◇ | **24819 9220** ◇ |
| ◇ B / GC | | | |
| INCL.3 x CABLE SUSP. SINGLE AUTO. 1.6m BLACK<br>INCL.1 x CABLE 2 x 0,75mm² | | | |
| III 1,7 IP20 | | | |

**REQUIREMENTS ▸ SEE BELOW** (FOR LINE L150 / L210 / L330)
LED POWER SUPPLY MULTI POWER / DIM
or
LASS-OH! POWERBOX B

**OPTIONS**
CABLE BASE R ◇ ▸ **203 99 55** ANO / B / W
COVERSET R ◇ (Ø 62) ▸ **204 00 62** ANO / B / W
COVERSET R ◇ (Ø 90) ▸ **204 00 90** ANO / B / W
COVERSET R ◇ (Ø100) ▸ **204 00 100** ANO / B / W

**ACCESSORIES**
JIHA! R ◇ ▸ **24814 0030** B
JIHA! S ◇ ▸ **24814 0020** B

## LED POWER SUPPLY DIM1: DIMMING BY 1-10V / DIM5: DIMMING BY DALI

| NON DIM | DIM1 | DIM5 |
|---|---|---|
| 147 x 44 x 22 | 147 x 44 x 30 | 147 x 44 x 30 |
| **21012 0010** | **21012 0021** | **21012 0035** |
| 220-240V / 50-60Hz | | |
| IP20 | | |

## LASS-OH! POWERBOX

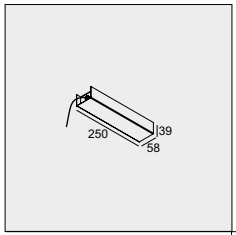


| NON DIM | DIM1 | DIM5 |
|---|---|---|
| **24814 0010** ◇ | **24814 0011** ◇ | **24814 0015** ◇ |
| ◇ B | | |
| 220-240V / 50-60Hz | | |
| I IP20 | | |







NEW

# FINTO

SMART 48 IN

Building on the flexibility of our Superloop, adding the refinement of our 2F track and shrinking down the design to the level of our Shelfline. The result? Finto! This miniature profile lets you combine accent lighting and decorative lighting in the shape of Microspy, Midispy, Hedra, Tweeter M and Miles.
Containing 2 48V conductors, the slender profile can easily be combined with Smart 48 and CTRL Delta to offer a quick and easy, minimalistic, wireless lighting set-up.

**www.deltalight.com/finto**



WIRELESS CONTROL CTRL DELTA R
Suitable for all dimmable luminaires.
TECHNICAL DATA ▸ PAG TEC 4

SMART 48 IN

## FINTO MDL

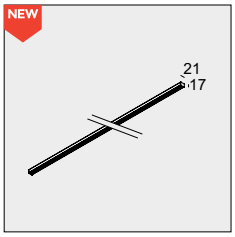


| L 900 | L 1500 | L 2200 |
|---|---|---|
| **24910 0900** ◇ | **24910 1500** ◇ | **24910 2200** ◇ |
| ◇ B | | |
| INCL.2 x END CAP | | |
| III 0,3 IP20 | III 0,5 IP20 | III 0,7 IP20 |

**REQUIREMENTS ▸ SEE BELOW**
LED POWER SUPPLY 48V-DC

**OPTIONS**
SMART 48 MODULATOR DIM9 ▸ **300 90 011**
SMART 48 MODULATOR WIRELESS DIM ▸ **300 90 012**

## LED POWER SUPPLY

| 48V / 90W | 48V / 100W | 48V / 150W | 48V / 240W |
|---|---|---|---|
| A B C 171 x 63 x 38 | A B C 100 x 55 x 90 | A B C 240 x 60 x 49 | A B C 114 x 63 x 125 |
| **300 89 48 90** | **300 89 48 100** | **300 89 48 150** | **300 89 48 240** |
| 110-240V / 50-60Hz | 110-240V / 50-60Hz | 220-240V / 50-60Hz | 100-240V / 50-60Hz |
| I IP67 | | I IP20 | |

## FINTO CONNECTION

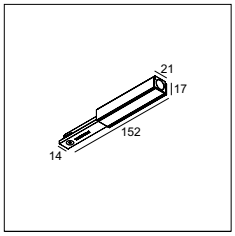


**FINTO - SUPPLY 48V**

**24910 9910**

48V-DC MAX. 200W /
SUPPLY / max.50m
III 0,1 IP20

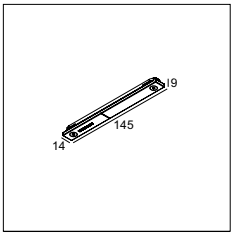


**FINTO - CONNECTOR 48V-180°**

**24910 9900**

48V-DC MAX. 200W /
SUPPLY / max.50m
CONNECTION OF
max 2 PROFILES
III 0,1 IP20

## FINTO - TWEETER M MDL

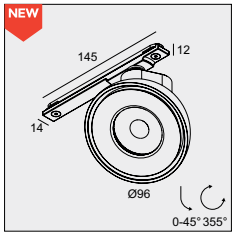


| 3000K / CRI>90 | | 2700K / CRI>90 | |
|---|---|---|---|
| LED 10,4W / 1118lm / 48V-DC | | LED 10,4W / 1073lm / 48V-DC | |
| 33° | 50° | 33° | 50° |
| **24911 9320** ◇ | **24911 9330** ◇ | **24911 9220** ◇ | **24911 9230** ◇ |
| ◇ B-C / W-W | | | |
| 0,7 IP20 | | | |

## FINTO - MICROSPY 271 MDL

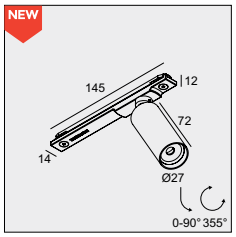


| 3000K / CRI>90 | 2700K / CRI>90 |
|---|---|
| LED 6W / 697lm / 48V-DC | LED 6W / 669lm / 48V-DC |
| 24° | |
| **24912 9310** ◇ | **24912 9210** ◇ |
| ◇ B / W | |
| 0,3 IP20 | |

## FINTO - MIDISPY MDL

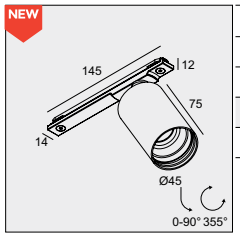


| 3000K / CRI>90 | 2700K / CRI>90 |
|---|---|
| LED 8,1W / 877lm / 48V-DC | LED 8,1W / 877lm / 48V-DC |
| 40° | |
| **24913 9330** ◇ | **24913 9230** ◇ |
| ◇ B / W | |
| 0,3 IP20 | |

**REQUIREMENTS**
MIDISPY TUBE ◇ ▸ **414 03 00** B / FBR / FG / MMAT / SG / W

## FINTO - HEDRA MDL

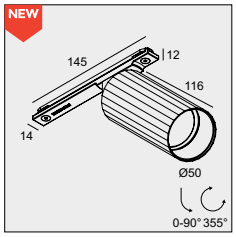


| 3000K / CRI>90 | 2700K / CRI>90 |
|---|---|
| LED 10,4W / 1118lm / 48V-DC | LED 10,4W / 1073lm / 48V-DC |
| 33° | |
| **24914 9320** ◇ | **24914 9220** ◇ |
| ◇ BBR / GC | |
| 0,3 IP20 | |

**REQUIREMENTS**
VIZIR TUBE ◇ ▸ **473 01 00** B / FBR / FG / W

**ACCESSORIES**
VIZIR HONEYCOMB / LENS

## FINTO - HEDRA 39 C MDL

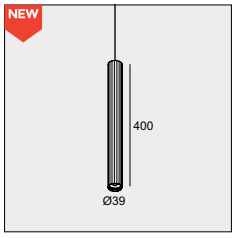


| 3000K / CRI>90 | 2700K / CRI>90 |
|---|---|
| LED 7,1W / 805lm / 48V-DC | LED 7,1W / 773lm / 48V-DC |
| 24° | |
| **24915 9310** ◇ | **24915 9210** ◇ |
| ◇ BBR / GC / W | |
| INCL.1 x CABLE 2 x 0.75mm² / 1.6m | |
| 0,7 IP20 | |

WIRELESS CONTROL CTRL DELTA R
Suitable for all dimmable luminaires.
TECHNICAL DATA ▶ PAG TEC 4

## FINTO - MILES C1 MDL

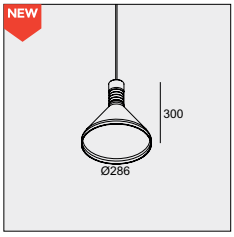


2700K / CRI>90

LED 7,1W / 773lm /48V-DC

50°

| | | | |
|---|---|---|---|
| **24916 9230** PINK | **24917 9230** SMOKE | **24918 9230** MIST | **24919 9230** AMBER |

INCL.1 x CABLE 2 x 0.75mm² 1,6m
INCL.1 x CABLE CLAMP BLACK

1,8 IP20

## FINTO - MILES C2 MDL

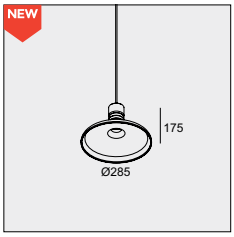


2700K / CRI>90

LED 7,1W / 773lm / 48V-DC

50°

| | | | |
|---|---|---|---|
| **24920 9230** PINK | **24921 9230** SMOKE | **24922 9230** MIST | **24923 9230** AMBER |

INCL.1 x CABLE 2 x 0.75mm² 1,6m
INCL.1 x CABLE CLAMP BLACK

1,3 IP20

## FINTO - MILES C3 MDL

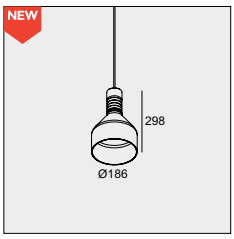


2700K / CRI>90

LED 7,1W / 773lm / 48V-DC

50°

| | | | |
|---|---|---|---|
| **24924 9230** PINK | **24925 9230** SMOKE | **24926 9230** MIST | **24927 9230** AMBER |

INCL.1 x CABLE 2 x 0.75mm² 1,6m
INCL.1 x CABLE CLAMP BLACK

1,4 IP20

## FINTO - MILES C4 MDL

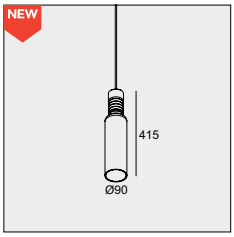


2700K / CRI>90

LED 7,1W / 773lm / 48V-DC

50°

| | | | |
|---|---|---|---|
| **24928 9230** PINK | **24929 9230** SMOKE | **24930 9230** MIST | **24931 9230** AMBER |

INCL.1 x CABLE 2 x 0.75mm² 1,6m
INCL.1 x CABLE CLAMP BLACK

1,3 IP20

**ACCESSORIES**
MILES TUBE

## MILES TUBE

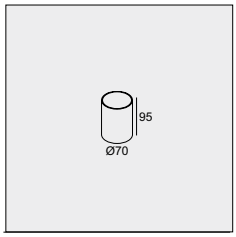


**MILES TUBE**

**23944 0010** ◇

◇ B / M

0,1


WWW.SAAI.CO



WWW.SAAI.CO

# SUPERLOOP
# OVERVIEW

A luminaire can be more than light alone. It can be functional, it can be decorative, it can be an eye catcher.
This family not only exists out of circles of light, it also brings circular and squared low voltage solutions for track lighting, so general and accent lighting can be combined within one family. In this way, Superloop allows you to choose 'functional', by mounting adjustable Spy modules on the round or square shaped base.
It allows you to choose 'decorative', by mounting the light emitting circle in a horizontal way, or it allows you to choose 'eye catcher', by carelessly hanging the circle of light vertical, as a statement.

**SUPERLOOP SBL**
Superloop HC with circular light has the ability to diffuse light all around. It represents a universal symbol with extensive options, a perfect cicle of light, rolled out of 1 aluminium profile and seamlessly welded together. The specially designed current controlled LEDflex inside Superloop SBL allows it to be dimmed in various ways. Diameters up to 1700mm and finishes in different colours let you create the setting you want.

Similar to Superloop SBL HC, but more dramatic in expression, Superloop SBL VC grants the opportunity to use light in a different way. The vertical circle of light draws the attention and stimulates creativity.

For a more bold and expressive application you can opt for the Superloop VR, mounting the circle of light with a steel rod. Sculptural in presence, resonating with symbolism and respecting pure minimalism, the Superloop VR offers a very airy and remarkable element to your interior concept. Either as a single version or in a sequence to create striking vertical effects.

**SUPERLOOP MDL**
Superloop is also available in a round or square shape with a Delta Light custom engineered 48V low voltage track on the inside. This allows you to position and move light modules all around, offering maximum flexibility and allowing you to meet any need of the project.

The modules enable you to move from subtle functionality to very expressive or timeless elegance. The Flemish Gold and Flemish Bronze finishes or the Spot modules Vizir and Hedra offer you a way to upgrade the minimal appearance of the loop. By adding the Fix modules with down- or down-up light, combined with a clear or frosted glass, you can transform your Superloop into a modern chandelier. Looking for a more expressive and unique statement? Just plug and play with the ledtubes of the XY180 collection.

**www.deltalight.com/superloop**

reddot design award
winner

GOOD DESIGN award

Design X50



| | | SUPERLOOP SBL | | | |
|---|---|---|---|---|---|
| | | LED 2786 - 8544 lm | | | |
| | | Ø 700 mm | Ø 900 mm | Ø 1200 mm | Ø 1700 mm |
| |  HC | ✓ | ✓ | ✓ | ✓ |
| |  VC | ✓ | ✓ | ✓ | |
| | 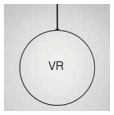 VR | ✓ | ✓ | ✓ | |

| | | SUPERLOOP MDL | |
|---|---|---|---|
| | |  |  |
| | | Ø 700 / 900 / 1200 / 1700 mm | ☐ 600 x 600 / 900 x 900 / 250 x 1100 / 250 x 1700 mm |
| ACCENT LIGHTING |  MIDISPY | | ✓ |
| |  SPY | | ✓ |
| |  VIZIR | | ✓ |
| |  HEDRA | | ✓ |
| GENERAL LIGHTING |  FIX | | ✓ |
| |  FIX DOWN-UP | | ✓ |
| |  FIX DOWN-UP GLASS | | ✓ |
| |  XY180 | | ✓ |

# SUPERLOOP MDL





WIRELESS CONTROL CTRL DELTA R
Suitable for all dimmable luminaires.
TECHNICAL DATA ▸ PAG TEC 4

SMART 48 IN

## SUPERLOOP HC MDL

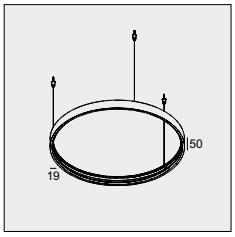


Ø695
Ø924
Ø1191
Ø1688

| Ø695 | Ø924 | Ø1191 | Ø1688 |
|---|---|---|---|
| **418 481 07** ◇ | **418 481 09** ◇ | **418 481 12** ◇ | **418 481 17** ◇ |
| ◇ B / FBR / FG | | | |
| INCL.3 x CABLE SUSP. SINGLE AUTO. 3m<br>INCL.1 x CABLE 2 x 0,75mm² | | | |
| III 2,3 IP20 | III 3,0 IP20 | III 3,9 IP20 | III 5,5 IP20 |

## SUPERLOOP S HC MDL

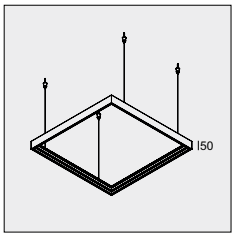


(600 x 600)
(900 x 900)
(250 x 1100)
(250 x 1693)

| 600 x 600 | 900 x 900 | 250 x 1100 | 250 x 1700 |
|---|---|---|---|
| **418 482 106** ◇ | **418 482 109** ◇ | **418 482 211** ◇ | **418 482 217** ◇ |
| ◇ B | | | |
| INCL.4 x CABLE SUSP. SINGLE AUTO. 3m<br>INCL.1 x CABLE 2 x 0,75mm² | | | |
| III 3,0 IP20 | III 3,7 IP20 | III 3,0 IP20 | III 3,7 IP20 |

**REQUIREMENTS ▸ SEE BELOW**
LED POWER SUPPLY 48V-DC
or
POWERBOX 48V-DC L / H (FOR SUPERLOOP HC)
POWERBOX 48V-DC F (FOR SUPERLOOP SHC)

**OPTIONS**
CABLE BASE R ◇ ▸ **203 99 55** ANO / B / W
COVERSET R ◇ (Ø 62) ▸ **204 00 62** ANO / B / W
COVERSET R ◇ (Ø 90) ▸ **204 00 90** ANO / B / W
COVERSET R ◇ (Ø100) ▸ **204 00 100** ANO / B / W
CABLE BASE S ◇ ▸ **203 99 56** ANO / B / W
COVERSET S ◇ (62) ▸ **204 62 62** ANO / B / W
COVERSET S ◇ (80) ▸ **204 80 80** ANO / B / W
COVERSET S ◇ (90) ▸ **204 90 90** ANO / B /
SMART 48 MODULATOR DIM9 ▸ **300 90 011**
SMART 48 MODULATOR WIRELESS DIM ▸ **300 90 012**

## LED POWER SUPPLY

| 48V / 90W | 48V / 100W | 48V / 150W | 48V / 240W |
|---|---|---|---|
| C A–B 171 x 63 x 38 | C A–B 100 x 55 x 90 | C A–B 240 x 60 x 49 | C A–B 114 x 63 x 125 |
| **300 89 48 90** | **300 89 48 100** | **300 89 48 150** | **300 89 48 240** |
| 110-240V / 50-60Hz | 110-240V / 50-60Hz | 220-240V / 50-60Hz | 100-240V / 50-60Hz |
| I IP67 | I IP20 | | |

## POWERBOX L

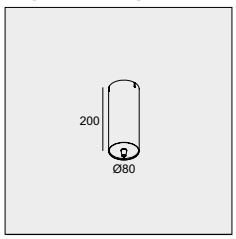


**48V-DC / 50W**
**418 48 050** ◇
◇ B
110-240V / 50-60Hz
I IP20

## POWERBOX H

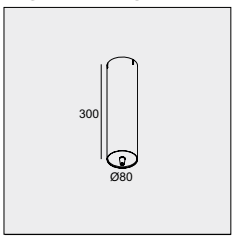


**48V-DC / 100W**
**418 48 100** ◇
◇ B
110-240V / 50-60Hz
I IP20

## POWERBOX F

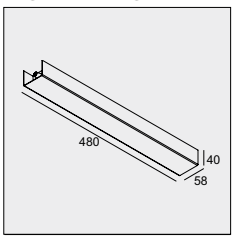


**48V-DC / 60W**
**300 48 060** ◇
◇ B
110-240V / 50-60Hz
I IP20

CTRL DELTA R WIRELESS CONTROL Suitable for all dimmable luminaires.

TECHNICAL DATA ▶ PAG TEC 4

SMART 48 IN

## SUPERLOOP-MIDISPY MDL

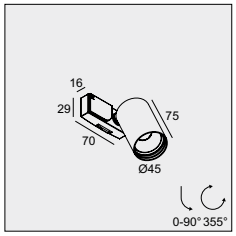


| 3000K / CRI>80 | 3000K / CRI>90 | 2700K / CRI>80 | 2700K / CRI>90 |
|---|---|---|---|
| LED 6W / 558lm / 48V-DC | LED 8,1W / 877lm / 48V-DC | LED 6W / 558lm / 48V-DC | LED 8,1W / 877lm / 48V-DC |
| 20° | 40° | 20° | 40° |
| **418 262 832 MDL** ◇ | **418 261 933 MDL** ◇ | **418 262 822 MDL** ◇ | **418 261 923 MDL** ◇ |
| ◇ B | | | |
| III 0,6 IP20 | | | |

**REQUIREMENTS**
MIDISPY TUBE ◇ ▶ **414 03 00** B / FBR / FG / MMAT / SG / W

## SUPERLOOP-SPY MDL

SOFT DIM

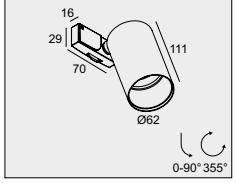


| 3000K / CRI>90 | | 2700K / CRI>90 | | 2700-1800K / CRI>90 |
|---|---|---|---|---|
| LED 10,4W / 1118lm / 48V-DC | | LED 10,4W / 1073lm / 48V-DC | | LED 9,5W / 760lm / 48V-DC |
| 18° | 33° | 18° | 33° | 40° |
| **418 361 811 931 MDL** ◇ | **418 361 811 932 MDL**◇ | **418 361 811 921 MDL** ◇ | **418 361 811 922 MDL** ◇ | **418 361 1902 MDL** ◇ |
| ◇ B / FBR / FG | | | | ◇ B |
| III 0,5 IP20 | | | | III 0,5 IP20 |

**REQUIREMENTS**
SPY TUBE ◇ ▶ **414 01 00** B / FBR / FG / MMAT / SG / W

**ACCESSORIES**
HONEYCOMB / LENS / GLASS 50
SPY PUNK SLEEVE

## SUPERLOOP-SPY FOCUS LP MDL

NEW

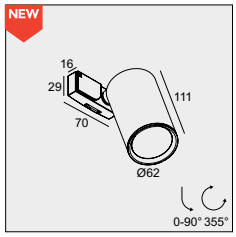


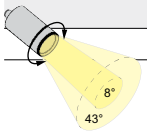


| 3000K / CRI>90 | 2700K / CRI>90 |
|---|---|
| LED 8,7W / 896lm / 48V-DC | LED 8,7W / 837lm / 48V-DC |
| 8-43° | |
| **20547 9300** ◇ | **20547 9200** ◇ |
| ◇ B / FBR / FG | |
| III 0,6 IP20 | |

## SUPERLOOP-SPY FOCUS MP MDL

NEW

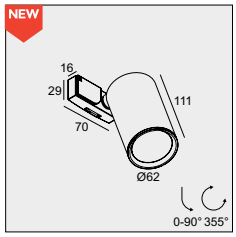


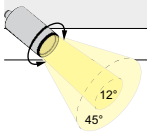


| 3000K / CRI>90 | 2700K / CRI>90 |
|---|---|
| LED 17,9W / 1950lm / 48V-DC | LED 17,9W / 1874lm / 48V-DC |
| 12-45° | |
| **20546 9300** ◇ | **20546 9200** ◇ |
| ◇ B / FBR / FG | |
| III 0,6 IP20 | |

WIRELESS CONTROL CTRL DELTA R
Suitable for all dimmable luminaires.
TECHNICAL DATA ▸ PAG TEC 4

SMART 48 IN

## SUPERLOOP-SPY HP MDL

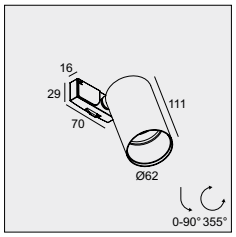


| 3000K / CRI>90 | 2700K / CRI>90 |
|---|---|
| LED 16,8W / 2075lm / 48V-DC | LED 16,8W / 2000lm / 48V-DC |
| 33° | |
| **418 361 21 931 MDL** ◇ | **418 361 21 921 MDL** ◇ |
| ◇ B / FBR / FG | |
| 0,5 IP20 | |

**REQUIREMENTS**
SPY TUBE ◇ ▸ **414 01 00** B / FBR / FG / MMAT / SG / W

**ACCESSORIES**
HONEYCOMB / LENS / GLASS 50
SPY PUNK SLEEVE

## SUPERLOOP-VIZIR MDL

NEW

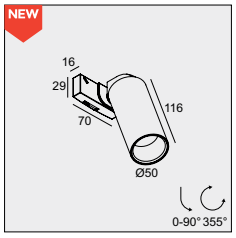


| 3000K / CRI>80 | 3000K / CRI>90 | 2700K / CRI>80 | 2700K / CRI>90 |
|---|---|---|---|
| LED 6W / 570lm / 48V-DC | LED 7,1W / 805lm / 48V-DC | LED 6W / 570lm / 48V-DC | LED 7,1W / 773lm / 48V-DC |
| 15° | 33° | 15° | 33° |
| **418 367 831 MDL** ◇ | **418 367 811 932 MDL** ◇ | **418 367 821 MDL** ◇ | **418 367 811 922 MDL** ◇ |
| ◇ BBR / GC | | | |
| 0,3 IP20 | | | |

**REQUIREMENTS**
VIZIR TUBE ◇ ▸ **473 01 00** B / FBR / FG / W

**ACCESSORIES**
VIZIR HONEYCOMB / LENS / GLASS 40

## SUPERLOOP-HEDRA MDL

NEW

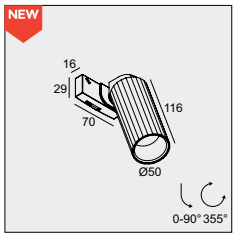


| 3000K / CRI>80 | 3000K / CRI>90 | 2700K / CRI>80 | 2700K / CRI>90 |
|---|---|---|---|
| LED 6W / 570lm / 48V-DC | LED 7,1W / 805lm / 48V-DC | LED 6W / 570lm / 48V-DC | LED 7,1W / 773lm / 48V-DC |
| 15° | 33° | 15° | 33° |
| **418 368 831 MDL** ◇ | **418 368 811 932 MDL** ◇ | **418 368 821 MDL** ◇ | **418 368 811 922 MDL** ◇ |
| ◇ BBR / GC | | | |
| 0,3 IP20 | | | |

**REQUIREMENTS**
VIZIR TUBE ◇ ▸ **473 01 00** B / FBR / FG / W

**ACCESSORIES**
VIZIR HONEYCOMB / LENS / GLASS 40

## SUPERLOOP-XY180 MDL

NEW

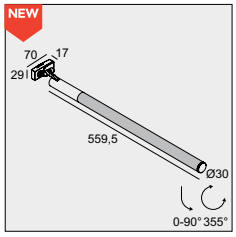


| 3000K / CRI>90 |
|---|
| LED CLUSTER 8,9W / 1050lm / 48V-DC |
| **418 561 93 MDL** ◇ |
| ◇ B |
| 0,4 IP20 |

CTRL DELTA R WIRELESS CONTROL Suitable for all dimmable luminaires.

TECHNICAL DATA ▶ PAG TEC 4

SMART 48 IN

## SUPERLOOP-FIX 40 MDL

NEW

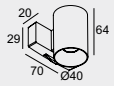


| 3000K / CRI>80 | 2700K / CRI>80 |
|---|---|
| 4,1W / 420lm / 48V-DC | |
| 20° | |
| **418 161 832 MDL◇** | **418 161 822 MDL ◇** |
| ◇ B | |
| Ⅲ 0,2 IP20 | |

## SUPERLOOP-FIX 45 MDL

NEW

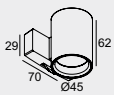


| 3000K / CRI>90 | 2700K / CRI>90 |
|---|---|
| 8,1W / 877lm / 48V-DC | |
| 40° | |
| **418 263 933 MDL◇** | **418 263 923 MDL ◇** |
| ◇ B | |
| Ⅲ 0,2 IP20 | |

**REQUIREMENTS**
MIDISPY TUBE ◇ ▸ **414 03 00** B / FBR / FG / MMAT / SG / W

## SUPERLOOP-FIX 40 DOWN-UP MDL

NEW

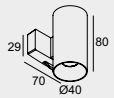


| 3000K / CRI>80 | 2700K / CRI>80 |
|---|---|
| 2,1W / 227lm (UP) / 48V-DC<br>4,1W / 420lm (DOWN) / 48V-DC | 2,1W / 213lm (UP) / 48V-DC<br>4,1W / 420lm (DOWN) / 48V-DC |
| 20° | |
| **418 162 832 MDL◇** | **418 162 822 MDL ◇** |
| ◇ B | |
| Ⅲ 0,2 IP20 | |

## SUPERLOOP-FIX 40 DOWN-UP GT MDL

NEW

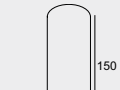


| 3000K / CRI>80 | 2700K / CRI>80 |
|---|---|
| 2,1W / 227lm (UP) / 48V-DC<br>4,1W / 420lm (DOWN) / 48V-DC | 2,1W / 213lm (UP) / 48V-DC<br>4,1W / 420lm (DOWN) / 48V-DC |
| 20° | |
| **418 163 832 MDL ◇** | **418 163 822 MDL ◇** |
| ◇ B | |
| Ⅲ 0,2 IP20 | |

**REQUIREMENTS**
FIX 40 GLASS CLEAR ◇ ▸ **418 163 01**
FIX 40 GLASS FROSTED ◇ ▸ **418 163 02**







# SUPERLOOP HC



SUPERLOOP HC

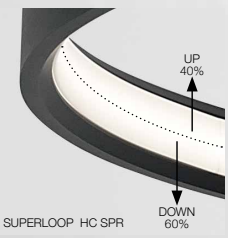

SUPERLOOP HC SPR

WIRELESS CONTROL CTRL DELTA R
Suitable for all dimmable luminaires.
TECHNICAL DATA ▸ PAG TEC 4

## SUPERLOOP HC

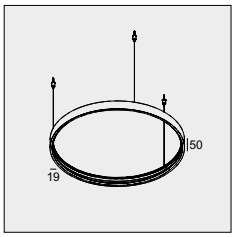


| | SBL | | | |
|---|---|---|---|---|
| | Ø 695 | Ø 924 | Ø 1191 | Ø 1688 |
| | 3000K / CRI>90 | | | |
| | LED FLEX 20,5W / 2786lm / 500mA<br>LED FLEX 30,3W / 3510lm / 700mA | LED FLEX 28,9W / 3845lm / 700mA<br>LED FLEX 38,7W / 4570lm / 900mA | LED FLEX 37,2W / 4951lm / 900mA<br>LED FLEX 51,9W / 6027lm / 1200mA | LED FLEX 51,6W / 6721lm / 1200mA<br>LED FLEX 73,5W / 8544lm / 1700mA |
| | **321 107 93** ◇ | **321 109 93** ◇ | **321 112 93** ◇ | **321 117 93** ◇ |
| | ◇ B / FBR / FG / W | | | |
| | INCL.3 x CABLE SUSP. SINGLE AUTO. 3m<br>INCL.1 x CABLE 2 x 0,75mm² | | | |
| | 2,3 IP20 | 3,0 IP20 | 3,9 IP20 | 5,5 IP20 |

**REQUIREMENTS ▸ SEE BELOW**
LED POWER SUPPLY 500-700-900-1200-1700mA-DC
or
POWERBOX L / H

**OPTIONS**
CABLE BASE R ◇ ▸ **203 99 55** ANO / B / W
COVERSET R ◇ (Ø 62) ▸ **204 00 62** ANO / B / W
COVERSET R ◇ (Ø 90) ▸ **204 00 90** ANO / B / W
COVERSET R ◇ (Ø100) ▸ **204 00 100** ANO / B / W

## SUPERLOOP HC SPR

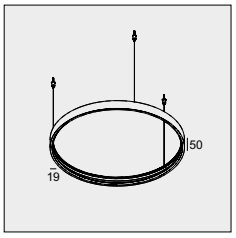


| | SPR | | | |
|---|---|---|---|---|
| | Ø 695 | Ø 924 | Ø 1191 | Ø 1688 |
| | 3000K / CRI>90 | | | |
| | LED FLEX 20,5W / 2786lm / 500mA<br>LED FLEX 30,3W / 3510lm / 700mA | LED FLEX 28,9W / 3845lm / 700mA<br>LED FLEX 38,7W / 4570lm / 900mA | LED FLEX 37,2W / 4951lm / 900mA<br>LED FLEX 51,9W / 6027lm / 1200mA | LED FLEX 51,6W / 6721lm / 1200mA<br>LED FLEX 73,5W / 8544lm / 1700mA |
| | **321 207 93** ◇ | **321 209 93** ◇ | **321 212 93** ◇ | **321 217 93** ◇ |
| | ◇ B / FBR / FG / W | | | |
| | INCL.3 x CABLE SUSP. SINGLE AUTO. 3m<br>INCL.1 x CABLE 2 x 0,75mm² | | | |
| | 2,3 IP20 | 3,0 IP20 | 3,9 IP20 | 5,5 IP20 |

**REQUIREMENTS ▸ SEE BELOW**
LED POWER SUPPLY 500-700-900-1200-1700mA-DC
or
POWERBOX L / H

**OPTIONS**
CABLE BASE R ◇ ▸ **203 99 55** ANO / B / W
COVERSET R ◇ (Ø 62) ▸ **204 00 62** ANO / B / W
COVERSET R ◇ (Ø 90) ▸ **204 00 90** ANO / B / W
COVERSET R ◇ (Ø100) ▸ **204 00 100** ANO / B / W

## LED POWER SUPPLY DIM1: DIMMING BY 1-10V / DIM5: DIMMING BY DALI

| **500mA-DC / 31W DIM1** | **700mA-DC / 31W DIM1** | **700mA-DC / 50W DIM5** | **900mA-DC / 50W DIM5** | **1200mA-DC / 120W DIM1** | **1200mA-DC / 60W DIM5** | **1700mA-DC / 120W DIM1** |
|---|---|---|---|---|---|---|
| 141 x 43 x 30 | 141 x 43 x 30 | 204 x 50 x 33 | 204 x 50 x 33 | 240 x 59 x 40 | 220 x 85 x 31 | 167 x 57 x 32 |
| Ø60 | Ø60 | Ø66 | Ø66 | Ø80 | Ø95 | Ø70 |
| **300 90 127** | **300 90 128** | **300 90 131** | **300 90 129** | **300 90 132** | **300 90 130** | **300 90 133** |
| 220-240V / 50-60Hz | 220-240V / 50-60Hz | 220-240V / 50-60Hz | 220-240V / 50-60Hz | 220-240V / 50-60Hz | 220-240V / 0\|50-60Hz | 220-240V / 50-60Hz |

IP20

## POWERBOX L

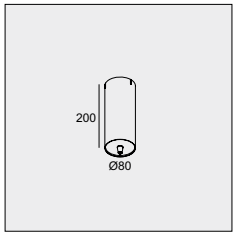


| **500mA-DC DIM1** | **700mA-DC DIM1** |
|---|---|
| **321 55 205 ED1** ◇ | **321 55 207 ED1** ◇ |
| ◇ B / W | |
| 220-240V / 50-60Hz | |
| IP20 | |

## POWERBOX H8

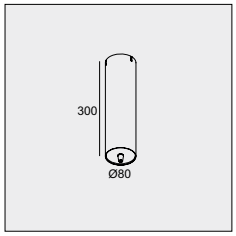


| **700mA-DC DIM5** | **1200mA-DC DIM1** | **1700mA-DC DIM1** |
|---|---|---|
| **321 55 307 ED5** ◇ | **321 55 312 ED1** ◇ | **321 55 317 ED1** ◇ |
| ◇ B / W | | |
| 220-240V / 50-60Hz | 110-240V / 50-60Hz | |
| IP20 | IP20 | |

## POWERBOX H9

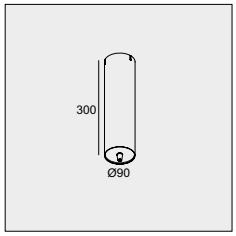


| **900mA-DC DIM5** | **1200mA-DC DIM5** |
|---|---|
| **20548 0015** ◇ | **20548 0025** ◇ |
| ◇ B / W | |
| 110-240V / 50-60Hz | 220-240V / 50-60Hz |
| IP20 | |

# SUPERLOOP VC



WIRELESS CONTROL CTRL DELTA R
Suitable for all dimmable luminaires.
TECHNICAL DATA ▸ PAG TEC 4

## SUPERLOOP VC

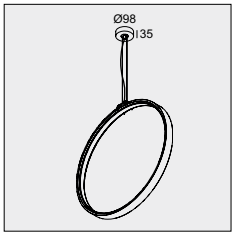


| Ø 695 | Ø 924 | Ø 1191 |
|---|---|---|
| 3000K / CRI>90 | | |
| LED FLEX 20,5W / 2786lm / 500mA<br>LED FLEX 30,3W / 3510lm / 700mA | LED FLEX 28,9W / 3845lm / 700mA<br>LED FLEX 38,7W / 4570lm / 900mA | LED FLEX 37,2W / 4951lm / 900mA<br>LED FLEX 51,9W / 6027lm / 1200mA |
| **321 507 93** ◇ | **321 509 93** ◇ | **321 512 93** ◇ |
| ◇ B / FBR / FG / W | | |
| INCL.2 x CABLE SUSP. SINGLE AUTO. 3m<br>INCL.1 x CABLE 2 x 0,75mm² | | |
| III 2,7 IP20 | III 3,4 IP20 | III 4,3 IP20 |

**REQUIREMENTS ▸ SEE BELOW**
LED POWER SUPPLY 500-700-900-1200mA-DC
or
POWERBOX L / H

## LED POWER SUPPLY DIM1: DIMMING BY 1-10V / DIM5: DIMMING BY DALI

| 500mA-DC / 31W DIM1 | 700mA-DC / 31W DIM1 | 700mA-DC / 50W DIM5 | 900mA-DC / 50W DIM5 | 1200mA-DC / 120W DIM1 | 1200mA-DC / 60W DIM5 |
|---|---|---|---|---|---|
| 141 x 43 x 30 | 141 x 43 x 30 | 204 x 50 x 33 | 204 x 50 x 33 | 240 x 59 x 40 | 220 x 85 x 31 |
| Ø60 | Ø60 | Ø66 | Ø66 | Ø80 | Ø95 |
| **300 90 127** | **300 90 128** | **300 90 131** | **300 90 129** | **300 90 132** | **300 90 130** |
| 220-240V / 50-60Hz | | | | | 220-240V / 0\|50-60Hz |
| IP20 | | | | | |

## POWERBOX L

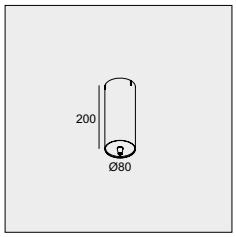


| 500mA-DC DIM1 | 700mA-DC DIM1 |
|---|---|
| **321 55 205 ED1** ◇ | **321 55 207 ED1** ◇ |
| ◇ B / W | |
| 220-240V / 50-60Hz | |
| IP20 | |

## POWERBOX H8

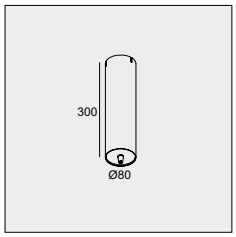


| 700mA-DC DIM5 | 1200mA-DC DIM1 |
|---|---|
| **321 55 307 ED5** ◇ | **321 55 312 ED1** ◇ |
| ◇ B / W | |
| 220-240V / 50-60Hz | 110-240V / 50-60Hz |
| IP20 | IP20 |

## POWERBOX H9

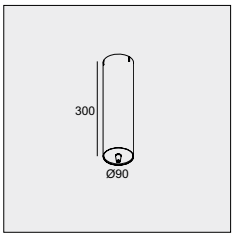


| 900mA-DC DIM5 | 1200mA-DC DIM5 |
|---|---|
| **20548 0015** ◇ | **20548 0025** ◇ |
| ◇ B / W | |
| 110-240V / 50-60Hz | 220-240V / 50-60Hz |
| IP20 | |

# SUPERLOOP VR



WIRELESS CONTROL CTRL DELTA R
Suitable for all dimmable luminaires.
**TECHNICAL DATA** ▸ PAG TEC 4

## SUPERLOOP VR

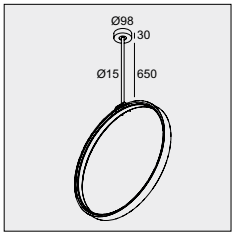


| Ø 695 | Ø 924 | Ø 1191 |
|---|---|---|
| 3000K / CRI>90 | | |
| LED FLEX 20,5W / 2786lm / 500mA<br>LED FLEX 30,3W / 3510lm / 700mA | LED FLEX 28,9W / 3845lm / 700mA<br>LED FLEX 38,7W / 4570lm / 900mA | LED FLEX 37,2W / 4951lm / 900mA<br>LED FLEX 51,9W / 6027lm / 1200mA |
| **321 407 93** ◇ | **321 409 93** ◇ | **321 412 93** ◇ |
| ◇ B / FBR / FG / W | | |
| INCL.1 x ROD SUSPENSION 0,65m<br>INCL.1 x CABLE 2 x 0,75mm² | | |
| 3,1 IP20 | 3,8 IP20 | 4,7 IP20 |

**REQUIREMENTS ▸ SEE BELOW**
LED POWER SUPPLY 500-700-900-1200mA-DC

## LED POWER SUPPLY DIM1: DIMMING BY 1-10V / DIM5: DIMMING BY DALI

| 500mA-DC / 31W DIM1 | 700mA-DC / 31W DIM1 | 700mA-DC / 50W DIM5 | 900mA-DC / 50W DIM5 | 1200mA-DC / 120W DIM1 | 1200mA-DC / 60W DIM5 |
|---|---|---|---|---|---|
| 141 x 43 x 30 | 141 x 43 x 30 | 204 x 50 x 33 | 204 x 50 x 33 | 240 x 59 x 40 | 220 x 85 x 31 |
| Ø60 | Ø60 | Ø66 | Ø66 | Ø80 | Ø95 |
| **300 90 127** | **300 90 128** | **300 90 131** | **300 90 129** | **300 90 132** | **300 90 130** |
| 220-240V / 50-60Hz | | | | | 220-240V / 0\|50-60Hz |

IP20



INTERIOR DESIGNER: VENKO DESIGN
ELECTRICAL ENGINEER: ECM GROUP
BUILDER: INTREC
PHOTOGRAPHY: CHRIS SANOS



INTERIOR DESIGNER: VENKO DESIGN
ELECTRICAL ENGINEER: ECM GROUP
BUILDER: INTREO
PHOTOGRAPHY: CHRIS SANOS


ART
ROTTERDAM
OBJECT
18 JUN —
24 SEP 2017



INTERIOR DESIGN: WEWANTMORE




Pertini





INTERIEURBURO PEDRO VERHUE

# SUPER-OH! XS



PLEASE FIND THE OTHER MEMBERS
▼ OF THIS FAMILY ▼



**INTERIOR**
CEILING RECESSED



**INTERIOR**
TRACK

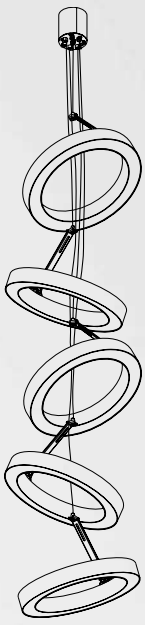

5 x SUPER-OH! XS 39 C
+ SUPER-OH! XS CEILING BASE

WIRELESS CONTROL CTRL DELTA R
Suitable for all dimmable luminaires.

TECHNICAL DATA ▶ PAG TEC 4

## SUPER-OH! XS 25

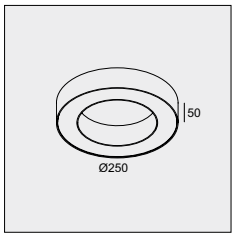


3000K / CRI>80
LED CLUSTER 13,5W / 1470lm
MAINS DIMMING (FE)
**308 21 02 83 ED8** ◇
◇ B / W
220-240V / 50-60Hz
0,6 IP40

## SUPER-OH! XS 39

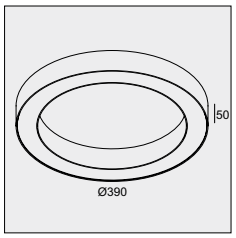


3000K / CRI>80
LED CLUSTER 25W / 2940lm
MAINS DIMMING (FE)
**308 21 03 83 ED8** ◇
◇ B / W
220-240V / 50-60Hz
1,1 IP40

## SUPER-OH! XS PIVOT 25

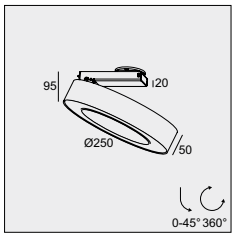


3000K / CRI>80
LED CLUSTER 13,5W / 1470lm
MAINS DIMMING (FE)
**308 22 02 83 ED8** ◇
◇ B / W
220-240V / 50-60Hz
0,9 IP20

## SUPER-OH! XS PIVOT 39

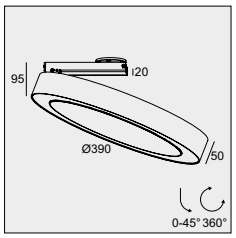


3000K / CRI>80
LED CLUSTER 25W / 2940lm
MAINS DIMMING (FE)
**308 22 03 83 ED8** ◇
◇ B / W
220-240V / 50-60Hz
1,4 IP20

## SUPER-OH! XS 39 C

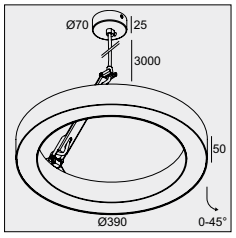


3000K / CRI>80
LED CLUSTER 25W / 2940lm
MAINS DIMMING (FE)
**308 241 03 83 ED8** ◇
◇ B / W
220-240V / 50-60Hz
INCL.CABLE 3 x 0,75mm2 / 3m
1,4 IP20

**OPTIONS**
SUPER-OH! XS CEILING BASE ◇ ▶ **308 24 99** B
(max. 8 LUMINAIRES)

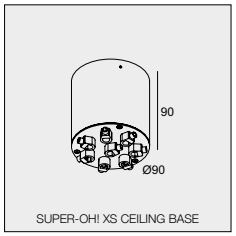


SUPER-OH! XS CEILING BASE

**REQUIREMENTS** ▶ INFO FOLD-OUT RIGHT / **OPTIONS** ▶ INFO TECHNICAL CHAPTER / **ACCESSORIES** ▶ INFO FOLD-OUT LEFT

# SUPER-OH! SBL



WIRELESS CONTROL CTRL DELTA R
Suitable for all dimmable luminaires.
**TECHNICAL DATA** ▶ PAG TEC 4

## SUPER-OH! SBL

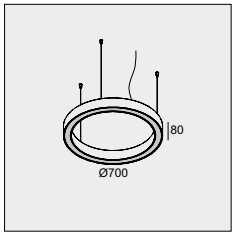


Ø700
Ø1200

| Ø700 | Ø1200 |
|---|---|
| 3000K / CRI>80 | |
| LED CLUSTER 43W / 6942lm | LED CLUSTER 74W / 11728lm |
| NON DIM | DALI DIM |
| **308 18 07 83** ◇ | **308 18 12 83 ED5** ◇ |
| ◇ B / W | |
| 220-240V / 0 \| 50-60Hz | |
| INCL.3 x CABLE SUSP. SINGLE AUTO. 3m<br>INCL.1 x CABLE 3 x 0,75mm² | INCL.3 x CABLE SUSP. SINGLE AUTO. 3m<br>INCL.1 x CABLE 5 x 0,75mm² |
| 3,6 IP20 | 4,8 IP20 |

**OPTIONS**
CABLE BASE R ◇ ▸ **203 99 55** ANO / B / W
COVERSET R ◇ (Ø 62) ▸ **204 00 62** ANO / B / W
COVERSET R ◇ (Ø 90) ▸ **204 00 90** ANO / B / W
COVERSET R ◇ (Ø100) ▸ **204 00 100** ANO / B / W
CENTRAL SUSPENSION ◇ ▸ **328 23 23** B / W

## SUPER-OH! SBL DOWN-UP

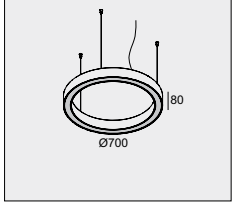


Ø700
Ø1200

| Ø700 | Ø1200 |
|---|---|
| 3000K / CRI>80 | |
| 4 x 2,1W / 258lm (UP)<br>LED CLUSTER 43W / 6942lm (DOWN) | 6 x 2,1W / 258lm (UP)<br>LED CLUSTER 74W / 11728lm (DOWN) |
| NON DIM | DALI DIM |
| **308 19 07 83** ◇ | **308 19 12 83 ED5** ◇ |
| ◇ B / W | |
| 220-240V / 0 \| 50-60Hz | |
| INCL.3 x CABLE SUSP. SINGLE AUTO. 3m<br>INCL.1 x CABLE 5 x 0,75mm²<br>CABLING 2 CIRCUITS | INCL.3 x CABLE SUSP. SINGLE AUTO. 3m<br>INCL.1 x CABLE 5 x 0,75mm²<br>CABLING 2 CIRCUITS |
| 4,6 IP20 | 6,0 IP20 |

**OPTIONS**
CABLE BASE R ◇ ▸ **203 99 55** ANO / B / W
COVERSET R ◇ (Ø 62) ▸ **204 00 62** ANO / B / W
COVERSET R ◇ (Ø 90) ▸ **204 00 90** ANO / B / W
COVERSET R ◇ (Ø100) ▸ **204 00 100** ANO / B / W
CENTRAL SUSPENSION ◇ ▸ **328 23 23** B / W


CENTRAL SUSPENSION

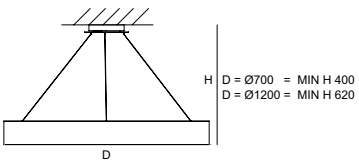

# SUPER-OH!



## SUPER-OH! LED

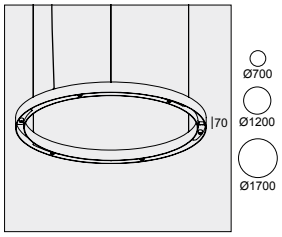


| Ø700 | | Ø1200 | | Ø1700 | |
|---|---|---|---|---|---|
| 3000K / CRI>80 | 2700K / CRI>80 | 3000K / CRI>80 | 2700K / CRI>80 | 3000K / CRI>80 | 2700K / CRI>80 |
| 3 x 6W / 558lm / 500mA | 3 x 6W / 558lm / 500mA | 6 x 6W / 558lm / 500mA | 6 x 6W / 558lm / 500mA | 8 x 6W / 558lm / 500mA | 8 x 6W / 558lm / 500mA |
| 20° | | | | | |
| MAINS DIMMING (FE) | | | | | |
| **308 07 03 832** ◇ | **308 07 03 822** ◇ | **308 12 06 832** ◇ | **308 12 06 822** ◇ | **308 17 08 832** ◇ | **308 17 08 822** ◇ |
| ◇ B | | | | | |
| 220-240V / 0 \| 50-60Hz | | | | | |
| INCL.3 x CABLE SUSP. SINGLE AUTO. 3m<br>INCL.1 x CABLE 2 x 0,75mm² | | INCL.3 x CABLE SUSP. SINGLE AUTO. 3m<br>INCL.1 x CABLE 2 x 0,75mm² | | INCL.3 x CABLE SUSP. SINGLE AUTO. 3m<br>INCL.1 x CABLE 2 x 0,75mm² | |
| □ 5,2 IP20 | | □ 9,8 IP20 | | □ 14,4 IP20 | |

**OPTIONS**
CABLE BASE R ◇ ▸ **203 99 55** ANO / B / W
COVERSET R ◇ (Ø 62) ▸ **204 00 62** ANO / B / W
COVERSET R ◇ (Ø 90) ▸ **204 00 90** ANO / B / W
COVERSET R ◇ (Ø100) ▸ **204 00 100** ANO / B / W
CENTRAL SUSPENSION ◇ ▸ **328 23 23** B / W

**ACCESSORIES**
SUPER-OH! CLIP + SOFTENING LENS ▸ **201 35 00** ◇ B

## SUPER-OH! DOWN-UP LED

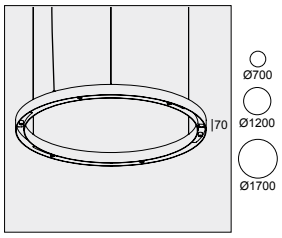


| Ø700 | | Ø1200 | | Ø1700 | |
|---|---|---|---|---|---|
| 3000K / CRI>80 | 2700K / CRI>80 | 3000K / CRI>80 | 2700K / CRI>80 | 3000K / CRI>80 | 2700K / CRI>80 |
| 3 x 3W / 325lm▲ / 500mA<br>3 x 6W / 558lm▼ / 500mA | 3 x 3W / 306lm▲ / 500mA<br>3 x 6W / 558lm▼ / 500mA | 6 x 3W / 325lm▲ / 500mA<br>6 x 6W / 558lm▼ / 500mA | 6 x 3W / 306lm▲ / 500mA<br>6 x 6W / 558lm▼ / 500mA | 8 x 3W / 325lm▲ / 500mA<br>8 x 6W / 558lm▼ / 500mA | 8 x 3W / 306lm▲ / 500mA<br>8 x 6W / 558lm▼ / 500mA |
| 20° | | | | | |
| MAINS DIMMING (FE) | | | | | |
| **308 07 06 832** ◇ | **308 07 06 822** ◇ | **308 12 12 832** ◇ | **308 12 12 822** ◇ | **308 17 16 832** ◇ | **308 17 16 822** ◇ |
| ◇ B | | | | | |
| 220-240V / 0 \| 50-60Hz | | | | | |
| CABLING 1 CIRCUIT<br>INCL.3 x CABLE SUSP. SINGLE AUTO. 3m<br>INCL.1 x CABLE 2 x 0,75mm² | | CABLING 1 CIRCUIT<br>INCL.3 x CABLE SUSP. SINGLE AUTO. 3m<br>INCL.1 x CABLE 2 x 0,75mm² | | CABLING 1 CIRCUIT<br>INCL.3 x CABLE SUSP. SINGLE AUTO. 3m<br>INCL.1 x CABLE 2 x 0,75mm² | |
| □ 5,8 IP20 | | □ 11,0 IP20 | | □ 16,0 IP20 | |

**OPTIONS**
CABLE BASE R ◇ ▸ **203 99 55** ANO / B / W
COVERSET R ◇ (Ø 62) ▸ **204 00 62** ANO / B / W
COVERSET R ◇ (Ø 90) ▸ **204 00 90** ANO / B / W
COVERSET R ◇ (Ø100) ▸ **204 00 100** ANO / B / W
CENTRAL SUSPENSION ◇ ▸ **328 23 23** B / W

**ACCESSORIES**
SUPER-OH! CLIP + SOFTENING LENS ▸ **201 35 00** ◇ B

## SUPER-OH!

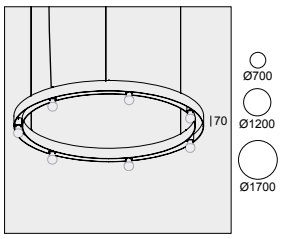


| Ø700 | Ø1200 | Ø1700 |
|---|---|---|
| 5 x A60 max.20W | 7 x A60 max.20W | 10 x A60 max.20W |
| **308 07 05 00** ◇ | **308 12 07 00** ◇ | **308 17 10 00** ◇ |
| ◇ B | | |
| E27Ls / 100-240V / 50-60Hz | | |
| INCL.3 x CABLE SUSP. SINGLE AUTO. 3m<br>INCL.1 x CABLE 3 x 0,75mm² | INCL.3 x CABLE SUSP. SINGLE AUTO. 3m<br>INCL.1 x CABLE 3 x 0,75mm² | INCL.3 x CABLE SUSP. SINGLE AUTO. 3m<br>INCL.1 x CABLE3 x 0,75mm² |
| ◇ 4,2 IP20 ◖0,1 | ◇ 8,0 IP20 ◖0,1 | ◇ 12,0 IP20 ◖0,1 |

**OPTIONS**
CABLE BASE R ◇ ▸ **203 99 55** ANO / B / W
COVERSET R ◇ (Ø 62) ▸ **204 00 62** ANO / B / W
COVERSET R ◇ (Ø 90) ▸ **204 00 90** ANO / B / W
COVERSET R ◇ (Ø100) ▸ **204 00 100** ANO / B / W
CENTRAL SUSPENSION ◇ ▸ **328 23 23** B / W
**LED** SOLUTION - PAG TEC 8


SUPER-OH! CLIP + SOFTENING LENS


SUPER-OH! E27


SUPER-OH! 70 DOWN-UP (TOP VIEW)

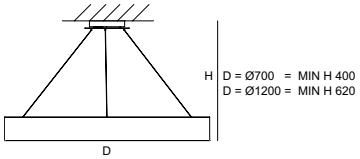





HULPIA ARCHITECTS



EXPO MICHIEL HENDRYCKX - CANNIBAL PUBLISHING



INOFORMA ARCHITECTS




CIP GMBH ARCHITEKTEN INGENIEURE, STUTTGART



# PITCH



WIRELESS CONTROL CTRL DELTA R
Suitable for all dimmable luminaires.
**TECHNICAL DATA** ▶ PAG TEC 4

## PITCH 162

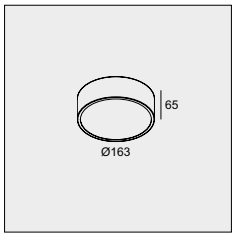


3000K / CRI>80

LED CLUSTER 6,5W / 670lm / 350mA

**274 85 1607** ◇

◇ W

100-240V / 50-60Hz

0,5 IP40

## PITCH 260

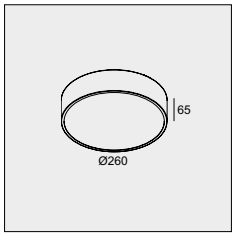


3000K / CRI>80

LED CLUSTER 15W / 1580lm / 24V

**274 85 2515** ◇

◇ W

220-240V / 50-60Hz

0,7 IP40

## PITCH 450

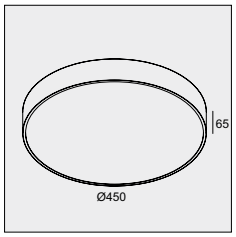


3000K / CRI>80

LED CLUSTER 22W / 2544lm / 700mA

**274 85 4535** ◇

◇ W

110-240V / 50-60Hz

3,0 IP40



WWW.SAAI.CO



INTERIOR DESIGN VENKO DESIGN
ELECTRICAL ENGINEER ECM GROUP
BUILDER INTREC
PHOTOGARAPHY CHRIS SANOS

# SUPERNOVA
# OVERVIEW

Supernova is an extensive range of pure geometrically formed lighting fixtures that guarantee powerful illumination and atmosphere. The range comes in different shapes, diameters and application possibilities.
The led version features in-house developed printed circuit boards specifically engineered to provide a uniform illumination of the polycarbonate. The Supernova is available with a 4 mm Polycarbonate (PC SBL), or 2 mm Polycarbonate Prismatic + 1,5 mm PC SBL, providing a very enjoyable diffuse lighting effect.
Presence control and daylight simulation can now be done thanks to the optional presence detection and the tunable white versions of the Supernova.

**SUPERNOVA XS / 45**
With its 26 cm or 33 cm diameter, the Supernova XS (Extra Small) can be considered to be the baby in the range when it comes to size, but not when it comes to performance and skills. It only needs 6 cm of height to hide away an intense cluster of powerleds in its perfectly curved aluminium body. Supernova 45 is the medium sized version of Supernova, a compromise between size and output.

**SUPERNOVA**
Four delicate steel cords enable easy suspension of the Supernova range.
The down-up version features a polycarbonate on top to avoid dust entering the fixture and guaranteeing a pleasant and an immaculate indirect light effect.
Thanks to the transparent supply cable and the trimless suspension kit you can opt for a very clean and minimalistic ceiling suspension.

**SUPERNOVA FLAT**
The evolution in LED allowed for a more minimalistic design, visible within Supernova Flat. It combines the Supernova characterisitics with a more subtle housing, creating a neat and modern look. Combined with a prismatic cover, Supernova Flat offers a lighting solution suitable for office and school application as its UGR remains below 19. Available for direct or direct-indirect lighting or with a soft uplight accent in Supernova Flat Smooth Up.

**www.deltalight.com/supernova**

| | | | **SUPERNOVA XS** | **SUPERNOVA** | | | **SUPERNOVA FLAT** | |
|---|---|---|---|---|---|---|---|---|
| | | | Ø 260 mm: 1580 lm<br>Ø 390 mm: 2600 lm | Ø 450 mm: 4400 lm<br>Ø 650 mm: 6160 - 7840 lm<br>Ø 950 mm: 14140 - 19600 lm<br>Ø 1250 mm: 28050 - 31360 lm | | | Ø 650 mm: 6172 - 8904 lm<br>Ø 950 mm: 9518 - 19090 lm | |
| | | | SBL | SBL | PRISMATIC | TUNABLE WHITE (SBL) | SBL | PRISMATIC |
| INTERIOR | | TRIMLESS | | Ø 650 mm<br>Ø 950 mm<br>Ø 1250 mm | | Ø 650 mm<br>Ø 950 mm<br>Ø 1250 mm | | |
| | | WITH KIT | Ø 260 mm<br>Ø 330 mm | Ø 650 mm<br>Ø 950 mm<br>Ø 1250 mm | Ø 650 mm<br>Ø 950 mm | Ø 650 mm<br>Ø 950 mm<br>Ø 1250 mm | | |
| | | DOWN | Ø 260 mm<br>Ø 330 mm | Ø 450 mm<br>Ø 650 mm<br>Ø 950 mm<br>Ø 1250 mm | Ø 650 mm<br>Ø 950 mm | Ø 650 mm<br>Ø 950 mm<br>Ø 1250 mm | Ø 650 mm<br>Ø 950 mm | Ø 650 mm<br>Ø 950 mm |
| | | SMOOTH UP | | | | | Ø 650 mm<br>Ø 950 mm | Ø 650 mm<br>Ø 950 mm |
| | | PIVOT | Ø 260 mm<br>Ø 330 mm | | | | | |
| | | DOWN | | Ø 650 mm<br>Ø 950 mm<br>Ø 1250 mm | Ø 650 mm<br>Ø 950 mm | Ø 650 mm<br>Ø 950 mm<br>Ø 1250 mm | Ø 650 mm<br>Ø 950 mm | Ø 650 mm<br>Ø 950 mm |
| | | DOWN-UP | | Ø 650 mm<br>Ø 950 mm<br>Ø 1250 mm | Ø 650 mm<br>Ø 950 mm | Ø 650 mm<br>Ø 950 mm<br>Ø 1250 mm | Ø 650 mm<br>Ø 950 mm | Ø 650 mm<br>Ø 950 mm |
| | TRACK | PIVOT | Ø 260 mm<br>Ø 330 mm | | | | | |
| | | FLOOR | Ø 330 mm | | | | | |
| EXTERIOR | | DOWN | Ø 260 mm | | | | | |
| | | PIVOT | Ø 260 mm | | | | | |
| | | PIVOT | Ø 260 mm | | | | | |

ON REQUREST: SUPERNOVA CAN BE OFFERED IN ANY RAL COLOUR,
MATCHING THE SPECIFIC LOOK AND FEEL OF YOUR INTERIOR DESIGN.

# SUPERNOVA XS / 45

AWARD
DESIGN PLUS
light+building

reddot design award
winner

GOOD DESIGN award

interior innovation award 2014
Selection



## SUPERNOVA XS 260

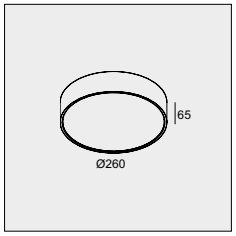


| SBL | | |
|---|---|---|
| 3000K / CRI>80 | | |
| LED CLUSTER 15W / 1580lm / 24V | LED CLUSTER 15W / 1580lm / 600mA | |
| NON DIM | 1-10V DIM | DALI DIM |
| **274 87 2515** ◇ | **274 87 2515 ED1** ◇ | **274 87 2515 ED5** ◇ |
| ◇ B / W | | |
| 220-240V / 50-60Hz | 110-240V / 50-60Hz | 110-240V / 50-60Hz |

0,8 IP40

## SUPERNOVA XS 330

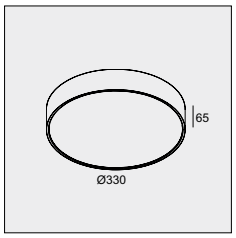


| SBL | | |
|---|---|---|
| 3000K / CRI>80 | | |
| LED CLUSTER 22W / 2600lm / 1050mA | | |
| NON DIM | 1-10V DIM | DALI DIM |
| **274 87 3224** ◇ | **274 87 3224 ED1** ◇ | **274 87 3224 ED5** ◇ |
| ◇ B / W | | |
| 110-240V / 50-60Hz | 220-240V / 50-60Hz | 220-240V / 50-60Hz |

1,0 IP40

## SUPERNOVA XS PIVOT 260

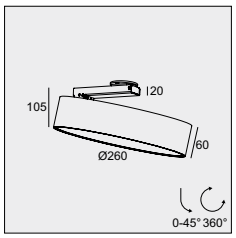


| SBL | | |
|---|---|---|
| 3000K / CRI>80 | | |
| LED CLUSTER 15W / 1580lm / 24V | LED CLUSTER 15W / 1580lm / 600mA | |
| NON DIM | 1-10V DIM | DALI DIM |
| **274 88 2515** ◇ | **274 88 2515 ED1** ◇ | **274 88 2515 ED5** ◇ |
| ◇ B / W | | |
| 220-240V / 50-60Hz | 110-240V / 50-60Hz | 110-240V / 50-60Hz |

1,2 IP40

## SUPERNOVA XS PIVOT 330

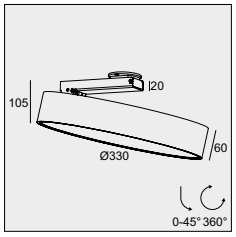


| SBL | | |
|---|---|---|
| 3000K / CRI>80 | | |
| LED CLUSTER 22W / 2600lm / 1050mA | | |
| NON DIM | 1-10V DIM | DALI DIM |
| **274 88 3224** ◇ | **274 88 3224 ED1** ◇ | **274 88 3224 ED5** ◇ |
| ◇ B / W | | |
| 110-240V / 50-60Hz | 220-240V / 50-60Hz | 220-240V / 50-60Hz |

1,4 IP40

## SUPERNOVA 45

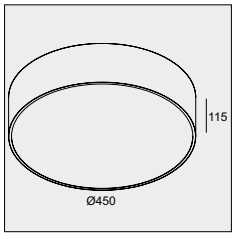


| SBL | | |
|---|---|---|
| 3000K / CRI>80 | | |
| LED CLUSTER 32W / 5400lm / 1050mA | | |
| NON DIM | 1-10V DIM | DALI DIM |
| **274 95 45 83** ◇ | **274 95 45 83 ED1** ◇ | **274 95 45 83 ED5** ◇ |
| ◇ W | | |
| 110-240V / 50-60Hz | 220-240V / 50-60Hz | 220-240V / 50-60Hz |

3,5 IP40

# SUPERNOVA

GOOD DESIGN award



WIRELESS CONTROL CTRL DELTA R
Suitable for all dimmable luminaires.

TECHNICAL DATA ▸ PAG TEC 4

## SUPERNOVA 65

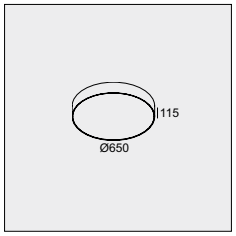


| FULL / SBL | LINE / SBL | | | LINE / PRISMATIC | | |
|---|---|---|---|---|---|---|
| 3000K / CRI>80 | 3000K / CRI>80 | | | | | |
| LED CLUSTER 45W / 7230lm | LED CLUSTER 57W / 9200lm | | | | | |
| 1-10V DIM | NON DIM | 1-10V DIM | DALI DIM | NON DIM | 1-10V DIM | DALI DIM |
| **274 95 6528 ED1** ◇ | **274 95 06 83** ◇ | **274 95 06 83 ED1** ◇ | **274 95 06 83 ED5** ◇ | **274 95 06 83 PR** ◇ | **274 95 06 83 PR ED1** ◇ | **274 95 06 83 PR ED5** ◇ |
| ◇ B / W | ◇ B / W | | | | | |
| 120-240V / 50-60Hz | 220-240V / 0 \| 50-60Hz | | | | | |
| 8,7 IP20 | 8,7 IP20 | | | | | |

## SUPERNOVA 95

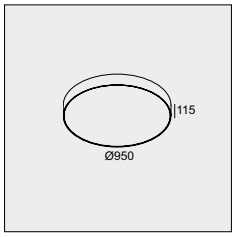


| FULL / SBL | LINE / SBL | | | LINE / PRISMATIC | | |
|---|---|---|---|---|---|---|
| 3000K / CRI>80 | 3000K / CRI>80 | | | | | |
| LED CLUSTER 105W / 16950lm | LED CLUSTER 143W / 23000lm | | | | | |
| 1-10V DIM | NON DIM | 1-10V DIM | DALI DIM | NON DIM | 1-10V DIM | DALI DIM |
| **274 95 9528 ED1** ◇ | **274 95 09 83** ◇ | **274 95 09 83 ED1** ◇ | **274 95 09 83 ED5** ◇ | **274 95 09 83 PR** ◇ | **274 95 09 83 PR ED1**◇ | **274 95 09 83 PR ED5** ◇ |
| ◇ B / W | ◇ B / W | | | | | |
| 120-240V / 50-60Hz | 220-240V / 0 \| 50-60Hz | | | | | |
| 12,7 IP20 | 12,7 IP20 | | | | | |

## SUPERNOVA 125

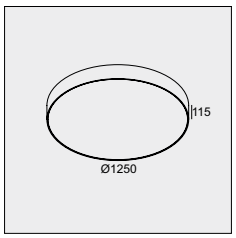


| FULL / SBL | LINE / SBL | | |
|---|---|---|---|
| 3000K / CRI>80 | 3000K / CRI>80 | | |
| LED CLUSTER 213W / 33575lm | LED CLUSTER 229W / 36800lm | | |
| 1-10V DIM | NON DIM | 1-10V DIM | DALI DIM |
| **274 95 12528 ED1** ◇ | **274 95 12 83** ◇ | **274 95 12 83 ED1** ◇ | **274 95 12 83 ED5** ◇ |
| ◇ B / W | ◇ B / W | | |
| 120-240V / 50-60Hz | 220-240V / 0 \| 50-60Hz | | |
| 16,6 IP20 | 16,6 IP20 | | |

**OPTIONS** (FOR SUPERNOVA 65 / 95 / 125)
SUSPENSION SET 1ß 3m ▸ **328 18 43**
SUSPENSION SET 1ß 3m ED1 (FOR 1-10V DIM & DALI DIM) ▸ **328 18 43 ED1**
CABLE BASE R ◇ ▸ **203 99 55** ANO / B / W
COVERSET R ◇ (Ø 62) ▸ **204 00 62** ANO / B / W
COVERSET R ◇ (Ø 90) ▸ **204 00 90** ANO / B / W
COVERSET R ◇ (Ø100) ▸ **204 00 100** ANO / B / W

ONLY FOR LINE:
CENTRAL ROD SUSPENSION 65 1m ◇ ▸ **328 24 61** B / W
CENTRAL ROD SUSPENSION 95 1m ◇ ▸ **328 24 91** B / W
PRESENCE DETECTION HF SENSOR ▸ **300 90 311**


CENTRAL ROD SUSPENSION

## SUPERNOVA LINE 65 TW

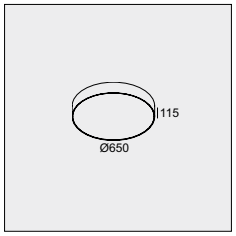


NEW CTRL DELTA IN

| SBL |
|---|
| 2700K - 5700 / CRI>80 |
| LED CLUSTER / 51W<br>2700K / 4709lm - 5700K / 5177lm |

| DALI DIM | WIRELESS DIM |
|---|---|
| **274 95 06 26 ED5** ◇ | **274 95 06 26 WD** ◇ |

| ◇ B / W |
|---|
| 220-240V / 0 \| 50-60Hz |

| 2 DALI CONTROL CHANNELS DT6 | HUMAN CENTRIC LIGHT CONTROL (PAG TEC 13) |
|---|---|
| ◇ 6,6 IP20 | ◇ 6,6 IP20 |

## SUPERNOVA LINE 95 TW

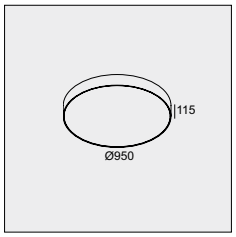


NEW CTRL DELTA IN

| SBL |
|---|
| 2700K - 5700 / CRI>80 |
| LED CLUSTER / 127W<br>2700K / 11773lm - 5700K / 12943lm |

| DALI DIM | WIRELESS DIM |
|---|---|
| **274 95 09 26 ED5** ◇ | **274 95 09 26 WD** ◇ |

| ◇ B / W |
|---|
| 220-240V / 0 \| 50-60Hz |

| 2 DALI CONTROL CHANNELS DT6 | HUMAN CENTRIC LIGHT CONTROL (PAG TEC 13) |
|---|---|
| ◇ 8,9 IP20 | ◇ 8,9 IP20 |

## SUPERNOVA LINE 125 TW

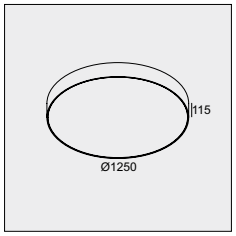


NEW CTRL DELTA IN

| SBL |
|---|
| 2700K - 5700 / CRI>80 |
| LED CLUSTER / 203W<br>2700K / 18836lm - 5700K / 20708lm |

| DALI DIM | WIRELESS DIM |
|---|---|
| **274 95 12 26 ED5** ◇ | **274 95 12 26 WD** ◇ |

| ◇ B / W |
|---|
| 220-240V / 0 \| 50-60Hz |

| 2 DALI CONTROL CHANNELS DT6 | HUMAN CENTRIC LIGHT CONTROL (PAG TEC 13) |
|---|---|
| ◇ 10,8 IP20 | ◇ 10,8 IP20 |

**OPTIONS** (FOR SUPERNOVA 65 / 95 / 125)
SUSPENSION SET 18 3m TW ED5 ▸ **328 18 43 TW ED5**
SUSPENSION SET 18 3m ▸ **328 18 43 (FOR WD)**
CABLE BASE R ◇ ▸ **203 99 55** ANO / B / W
COVERSET R ◇ (Ø 62) ▸ **204 00 62** ANO / B / W
COVERSET R ◇ (Ø 90) ▸ **204 00 90** ANO / B / W
COVERSET R ◇ (Ø100) ▸ **204 00 100** ANO / B / W
CENTRAL ROD SUSPENSION 65 1m ◇ ▸ **328 24 61** B / W
CENTRAL ROD SUSPENSION 95 1m ◇ ▸ **328 24 91** B / W

WIRELESS CONTROL CTRL DELTA R
Suitable for all dimmable luminaires.

**TECHNICAL DATA** ▸ PAG TEC 4

## SUPERNOVA LINE 65 DOWN-UP

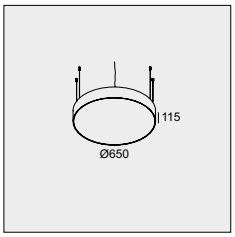


| SBL | | | PRISMATIC | | |
|---|---|---|---|---|---|
| 3000K / CRI>80 | | | | | |
| LED CLUSTER UP 14W / 2300lm<br>LED CLUSTER DOWN 57W / 9200lm | | | | | |
| NON DIM | 1-10V DIM | DALI DIM | NON DIM | 1-10V DIM | DALI DIM |
| **274 96 06 83** ◇ | **274 96 06 83 ED1** ◇ | **274 96 06 83 ED5** ◇ | **274 96 06 83 PR** ◇ | **274 96 06 83 PR ED1** ◇ | **274 96 06 83 PR ED5** ◇ |
| ◇ B / W | | | | | |
| 220-240V / 0 \| 50-60Hz | | | | | |

◇ 8,7 IP20

## SUPERNOVA LINE 95 DOWN-UP

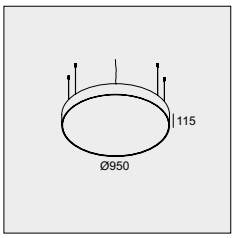


| SBL | | | PRISMATIC | | |
|---|---|---|---|---|---|
| 3000K / CRI>80 | | | | | |
| LED CLUSTER UP 29W / 4600lm<br>LED CLUSTER DOWN 143W / 23000lm | | | | | |
| NON DIM | 1-10V DIM | DALI DIM | NON DIM | 1-10V DIM | DALI DIM |
| **274 96 09 83** ◇ | **274 96 09 83 ED1** ◇ | **274 96 09 83 ED5** ◇ | **274 96 09 83 PR** ◇ | **274 96 09 83 PR ED1** ◇ | **274 96 09 83 PR ED5** ◇ |
| ◇ B / W | | | | | |
| 220-240V / 0 \| 50-60Hz | | | | | |

◇ 12,7 IP20

## SUPERNOVA LINE 125 DOWN-UP

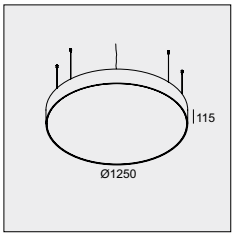


| SBL | | |
|---|---|---|
| 3000K / CRI>80 | | |
| LED CLUSTER UP 43W / 6900lm<br>LED CLUSTER DOWN 229W / 36800lm | | |
| NON DIM | 1-10V DIM | DALI DIM |
| **274 96 12 83** ◇ | **274 96 12 83 ED1** ◇ | **274 96 12 83 ED5** ◇ |
| ◇ B / W | | |
| 220-240V / 0 \| 50-60Hz | | |

◇ 16,6 IP20

**DOWN-UP VERSIONS INCLUDE:**
4 x CABLE SUSPENSION 3m
1 x CABLE 5 x 0,75mm² (NON DIM)
2 x CABLE 5 x 0,75mm² (1-10V DIM DIM)
1 x CABLE 3 x 0,75mm² +1 x CABLE 2 x 0,75mm² (DALI DIM)
CABLING 2 CIRCUITS

**OPTIONS** (FOR SUPERNOVA 65 / 95 / 125)
CABLE BASE R ◇ ▸ **203 99 55** ANO / B / W
COVERSET R ◇ (Ø 62) ▸ **204 00 62** ANO / B / W
COVERSET R ◇ (Ø 90) ▸ **204 00 90** ANO / B / W
COVERSET R ◇ (Ø100) ▸ **204 00 100** ANO / B / W
PRESENCE DETECTION HF SENSOR ▸ **300 90 311**

## SUPERNOVA 65 TW DOWN-UP

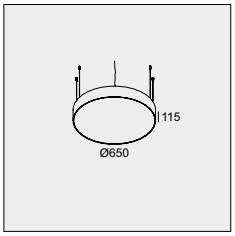


| |
|---|
| SBL |
| 2700K - 5700 / CRI>80 |
| LED CLUSTER / 51W (DOWN) + 12W (UP)<br>2700K / 4709lm (DOWN) + 1374lm (UP)<br>5700K / 5177lm (DOWN) + 1510lm (UP) |
| DALI DIM |
| **274 96 06 26 ED5** ◇ |
| ◇ B / W |
| 220-240V / 0 \| 50-60Hz |
| ◇! 8,7 IP20 |

## SUPERNOVA 95 TW DOWN-UP

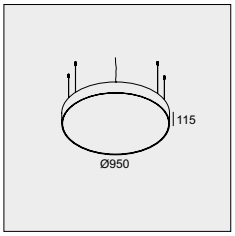


| |
|---|
| SBL |
| 2700K - 5700 / CRI>80 |
| LED CLUSTER / 127W (DOWN) + 24W (UP)<br>2700K / 11773lm (DOWN) + 2748lm (UP)<br>5700K / 12943lm (DOWN) + 3020lm (UP) |
| DALI DIM |
| **274 96 09 26 ED5** ◇ |
| ◇ B / W |
| 220-240V / 0 \| 50-60Hz |
| ◇! 12,7 IP20 |

## SUPERNOVA 125 TW DOWN-UP

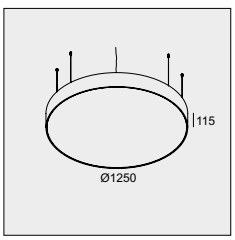


| |
|---|
| SBL |
| 2700K - 5700 / CRI>80 |
| LED CLUSTER / 203W (DOWN) + 38W (UP)<br>2700K / 18836lm (DOWN) + 4122lm (UP)<br>5700K / 20708lm (DOWN) + 4530lm (UP) |
| DALI DIM |
| **274 96 12 26 ED5** ◇ |
| ◇ B / W |
| 220-240V / 0 \| 50-60Hz |
| ◇! 16,6 IP20 |

**DOWN-UP VERSIONS INCLUDE:**
4 x CABLE SUSPENSION 3m
2 x CABLE 5 x 0,75mm$^2$
4 DALI CONTROL CHANNELS DT6

**OPTIONS** (FOR SUPERNOVA 65 / 95 / 125)
CABLE BASE R ◇ ▸ **203 99 55** ANO / B / W
COVERSET R ◇ (Ø 62) ▸ **204 00 62** ANO / B / W
COVERSET R ◇ (Ø 90) ▸ **204 00 90** ANO / B / W
COVERSET R ◇ (Ø100) ▸ **204 00 100** ANO / B / W



NEW

# SUPERNOVA FLAT

GOOD DESIGN award


CENTRAL ROD SUSPENSION


SUPERNOVA FLAT SMOOTH UP


SUPERNOVA FLAT SMOOTH UP


SUPERNOVA FLAT DOWN-UP

WIRELESS CONTROL CTRL DELTA R
Suitable for all dimmable luminaires.
TECHNICAL DATA ▶ PAG TEC 4

## SUPERNOVA FLAT 65

NEW

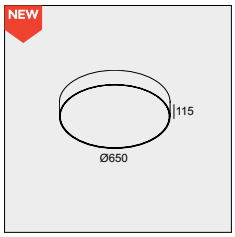


| SBL | | | PRISMATIC | | |
|---|---|---|---|---|---|
| 3000K / CRI>80 | | | | | |
| LED CLUSTER 40W / 6172lm / 930mA*<br>LED CLUSTER 62W / 8904lm / 1400mA* | | | LED CLUSTER 40W / 6172lm / 930mA | | |
| NON DIM | 1-10V DIM | DALI DIM | NON DIM | 1-10V DIM | DALI DIM |
| **274 97 6583** ◇ | **274 97 6583 ED1** ◇ | **274 97 6583 ED5** ◇ | **274 97 6583 PR** ◇ | **274 97 6583 PR ED1** ◇ | **274 97 6583 PR ED5** ◇ |
| ◇ B / W | | | | | |
| 220-240V / 0 \| 50-60Hz | | | | | |
| 11,0 IP20 | | | 11,0 IP20 | | |
| | | | UGR <19 | | |

## SUPERNOVA FLAT 95

NEW

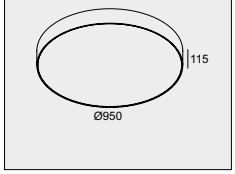


| SBL | | | PRISMATIC | | |
|---|---|---|---|---|---|
| 3000K / CRI>80 | | | | | |
| LED CLUSTER 58W / 9518lm / 1300mA*<br>LED CLUSTER 85W / 13270lm / 1860mA*<br>LED CLUSTER 132W / 19090lm / 2800mA* | | | LED CLUSTER 58W / 9518lm / 1300mA*<br>LED CLUSTER 85W / 13270lm / 1860mA* | | |
| NON DIM | 1-10V DIM | DALI DIM | NON DIM | 1-10V DIM | DALI DIM |
| **274 97 9583** ◇ | **274 97 9583 ED1** ◇ | **274 97 9583 ED5** ◇ | **274 97 9583 PR** ◇ | **274 97 9583 PR ED1** ◇ | **274 97 9583 PR ED5** ◇ |
| ◇ B / W | | | | | |
| 220-240V / 0 \| 50-60Hz | | | | | |
| 16,0 IP20 | | | 16,0 IP20 | | |
| | | | UGR <19 | | |

**OPTIONS** (FOR SUPERNOVA FLAT 65 / 95)
SUSPENSION SET 25 3m (NON DIM) ▶ **328 25 43**
SUSPENSION SET 25 3m ED (DIM1 / DIM5) ▶ **328 25 43 ED**
CABLE BASE R ◇ ▶ **203 99 55 ANO / B / W**
COVERSET R ◇ (Ø 62) ▶ **204 00 62 ANO / B / W**
COVERSET R ◇ (Ø 90) ▶ **204 00 90 ANO / B / W**
COVERSET R ◇ (Ø100) ▶ **204 00 100 ANO / B / W**
CENTRAL ROD SUSPENSION SN FLAT 1m ◇ ▶ **274 97 10** B / W
CENTRAL SUSPENSION SN FLAT 3m ◇ ▶ **328 26 23** B / W

## SUPERNOVA FLAT 65 SMOOTH UP

NEW

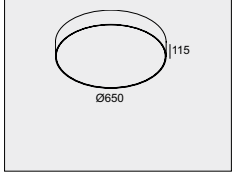


| SBL | | | PRISMATIC | | |
|---|---|---|---|---|---|
| 3000K / CRI>80 | | | | | |
| LED CLUSTER 40W / 6172lm / 930mA*<br>LED CLUSTER 62W / 8904lm / 1400mA* | | | LED CLUSTER 40W / 6172lm / 930mA | | |
| NON DIM | 1-10V DIM | DALI DIM | NON DIM | 1-10V DIM | DALI DIM |
| **274 98 6583** ◇ | **274 98 6583 ED1** ◇ | **274 98 6583 ED5** ◇ | **274 98 6583 PR** ◇ | **274 98 6583 PR ED1** ◇ | **274 98 6583 PR ED5** ◇ |
| ◇ B / W | | | | | |
| 220-240V / 0 \| 50-60Hz | | | | | |
| 8,7 IP20 | | | 8,7 IP20 | | |
| | | | UGR <19 | | |

## SUPERNOVA FLAT 95 SMOOTH UP

NEW

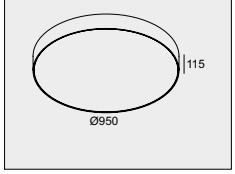


| SBL | | | PRISMATIC | | |
|---|---|---|---|---|---|
| 3000K / CRI>80 | | | | | |
| LED CLUSTER 58W / 9518lm / 1300mA*<br>LED CLUSTER 85W / 13270lm / 1860mA*<br>LED CLUSTER 132W / 19090lm / 2800mA* | | | LED CLUSTER 58W / 9518lm / 1300mA*<br>LED CLUSTER 85W / 13270lm / 1860mA* | | |
| NON DIM | 1-10V DIM | DALI DIM | NON DIM | 1-10V DIM | DALI DIM |
| **274 98 9583** ◇ | **274 98 9583 ED1** ◇ | **274 98 9583 ED5** ◇ | **274 98 9583 PR** ◇ | **274 98 9583 PR ED1** ◇ | **274 98 9583 PR ED5** ◇ |
| ◇ B / W | | | | | |
| 220-240V / 0 \| 50-60Hz | | | | | |
| 12,7 IP20 | | | 12,7 IP20 | | |
| | | | UGR <19 | | |

**OPTIONS** (FOR SUPERNOVA FLAT SMOOTH UP 65 / 95)
SUSPENSION SET 25 3m (NON DIM) ▶ **328 25 43**
SUSPENSION SET 25 3m ED (DIM1 / DIM5) ▶ **328 25 43 ED**
CABLE BASE R ◇ ▶ **203 99 55 ANO / B / W**
COVERSET R ◇ (Ø 62) ▶ **204 00 62 ANO / B / W**
COVERSET R ◇ (Ø 90) ▶ **204 00 90 ANO / B / W**
COVERSET R ◇ (Ø100) ▶ **204 00 100 ANO / B / W**
CENTRAL ROD SUSPENSION SN FLAT 1m ◇ ▶ **274 97 10** B / W
CENTRAL SUSPENSION SN FLAT 3m ◇ ▶ **328 26 23** B / W

*MULTIPLE SETTINGS ONLY FOR NON DIM VERSION
DIMMABLE VERSION = HIGHEST CURRENT

## SUPERNOVA FLAT DOWN-UP 65

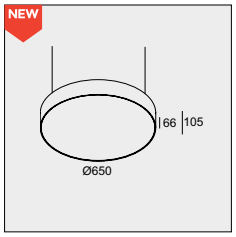


| SBL | | | PRISMATIC | | |
|---|---|---|---|---|---|
| 3000K / CRI>80 | | | | | |
| LED CLUSTER UP 21,4W / 3200lm<br>-<br>LED CLUSTER DOWN 40W / 6172lm / 930mA*<br>LED CLUSTER DOWN 62W / 8904lm / 1400mA* | | | LED CLUSTER UP 21,4W / 3200lm<br>-<br>LED CLUSTER DOWN 40W / 6172lm / 930mA* | | |
| NON DIM | 1-10V DIM | DALI DIM | NON DIM | 1-10V DIM | DALI DIM |
| **274 99 6583** ◇ | **274 99 6583 ED1** ◇ | **274 99 6583 ED5** ◇<br>2 DALI ADDRESSES | **274 99 6583 PR** ◇ | **274 99 6583 PR ED1** ◇ | **274 99 6583 PR ED5** ◇<br>2 DALI ADDRESSES |
| ◇ B / W | | | | | |
| 220-240V / 0 \| 50-60Hz | | | | | |
| 11,0 IP20 | | | 11,0 IP20 | | |
| | | | UGR <19 | | |

## SUPERNOVA FLAT DOWN-UP 95

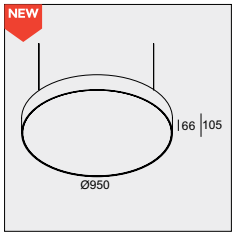


| SBL | | | PRISMATIC | | |
|---|---|---|---|---|---|
| 3000K / CRI>80 | | | | | |
| LED CLUSTER UP 21,4W / 3200lm<br>-<br>LED CLUSTER DOWN 58W / 9518lm / 1300mA*<br>LED CLUSTER DOWN 85W / 13270lm / 1860mA*<br>LED CLUSTER DOWN 132W / 19090lm / 2800mA* | | | LED CLUSTER UP 21,4W / 3200lm<br>-<br>LED CLUSTER DOWN 58W / 9518lm / 1300mA*<br>LED CLUSTER DOWN 85W / 13270lm / 1860mA* | | |
| NON DIM | 1-10V DIM | DALI DIM | NON DIM | 1-10V DIM | DALI DIM |
| **274 99 9583** ◇ | **274 99 9583 ED1** ◇ | **274 99 9583 ED5** ◇<br>2 DALI ADDRESSES | **274 99 9583 PR** ◇ | **274 99 9583 PR ED1** ◇ | **274 99 9583 PR ED5** ◇<br>2 DALI ADDRESSES |
| ◇ B / W | | | | | |
| 220-240V / 0 \| 50-60Hz | | | | | |
| 16,0 IP20 | | | 16,0 IP20 | | |
| | | | UGR <19 | | |

**OPTIONS** (FOR SUPERNOVA FLAT DOWN-UP 65 / 95)
SUSPENSION SET 25 3m (NON DIM) ► **328 25 43**
SUSPENSION SET 25 3m ED (DIM1 / DIM5) ► **328 25 43 ED**
CABLE BASE R ◇ ► **203 99 55 ANO / B / W**
COVERSET R ◇ (Ø 62) ► **204 00 62 ANO / B / W**
COVERSET R ◇ (Ø 90) ► **204 00 90 ANO / B / W**
COVERSET R ◇ (Ø100) ► **204 00 100 ANO / B / W**
CENTRAL ROD SUSPENSION SN FLAT 1m ◇ ► **274 97 10** B / W
CENTRAL SUSPENSION SN FLAT 3m ◇ ► **328 26 23** B / W

*MULTIPLE SETTINGS ONLY FOR NON DIM VERSION
DIMMABLE VERSION = HIGHEST CURRENT



ARCHITECT: LEVEL 3 INTERIEURARCHITECTEN



HUBERTY BREYNE GALLERY




HUBERTY BREYNE GALLERY



ARCHITECT: ASHLEIGH HALLIDAY ARCHITECTS
PHOTOGRAPHY: SAM NOONAN



PINKEYE DESIGN & PHOTOGRAPHY FREDERIK VERCRUYSSE

NEW

# WINDOW

The evolution in LED and optics also means new design possibilities. LEDs have small dimensions but keep getting more powerful and efficient, they allow other ways of using it as a lightsource and allow optics to be used in different ways. Window uses LEDs as side-emitting lightsource together with a specific prismatic optic, breaking the light at the center of the luminaire and sending it downwards. The result is a flat luminaire with a low UGR (Unified Glare Rating).

**www.deltalight.com/window**





WINDOW 30120 C



WINDOW 6060 DOWN-UP

WIRELESS CONTROL
Suitable for all dimmable luminaires.
CTRL DELTA R

TECHNICAL DATA ▸ PAG TEC 4

## WINDOW 6060

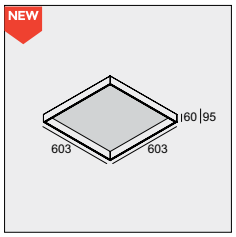


3000K / CRI>80

LED CLUSTER 36W / 4150lm

**274 106 00** ◇

◇ B / W

PC SBL

6,1 IP20

UGR <17

## WINDOW 6060 DOWN-UP

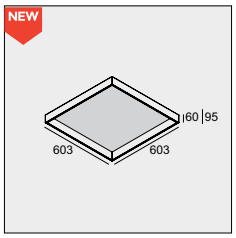


3000K / CRI>80

LED CLUSTER (UP) 14W / 1428lm - (DOWN) 36W / 4150lm

**274 106 01** ◇

◇ B / W

PC SBL
INCL.POWER SUPPLY FOR UP (NON DIM) - 100-240V / 50-60Hz

6,1 IP20

UGR <17

**REQUIREMENTS** (FOR WINDOW 6060 & 6060 DOWN-UP)
LED POWER SUPPLY SET 830mA-DC / 36W
or
LED POWER SUPPLY SET 830mA-DC / 36W DIM1
or
LED POWER SUPPLY SET 830mA-DC / 36W DIM5

**OPTIONS**
SUSPENSION SET 26 3m (NON DIM) ▸ **328 26 43**
SUSPENSION SET 26 3m ED (DIM1 / DIM5) ▸ **328 26 43 ED**
CABLE BASE S ◇ ▸ **203 99 56 ANO / B / W**
COVERSET S ◇ (62) ▸ **204 62 62 ANO / B / W**
COVERSET S ◇ (80) ▸ **204 80 80 ANO / B / W**
COVERSET S ◇ (90) ▸ **204 90 90 ANO / B / W**

## WINDOW 30120 C

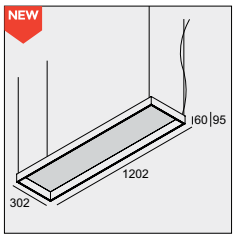


3000K / CRI>80

LED CLUSTER 36W / 4150lm

**274 312 00** ◇

◇ B / W

PC SBL

7,8 IP20

UGR <17

**REQUIREMENTS**
LED POWER SUPPLY SET 830mA-DC / 36W + SUSPENSION SET 26 3m (NON DIM) ▸ **328 26 43**
or
LED POWER SUPPLY SET 830mA-DC / 36W DIM1 + SUSPENSION SET 26 3m ED (DIM1 / DIM5) ▸ **328 26 43 ED**
or
LED POWER SUPPLY SET 830mA-DC / 36W DIM5 + SUSPENSION SET 26 3m ED (DIM1 / DIM5) ▸ **328 26 43 ED**

**OPTIONS**
CABLE BASE S ◇ ▸ **203 99 56 ANO / B / W**
COVERSET S ◇ (62) ▸ **204 62 62 ANO / B / W**
COVERSET S ◇ (80) ▸ **204 80 80 ANO / B / W**
COVERSET S ◇ (90) ▸ **204 90 90 ANO / B / W**

## LED POWER SUPPLY SET (DIM1: DIMMING BY 1-10V / DIM5: DIMMING BY DALI)

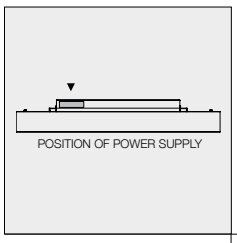


| 830mA-DC / 36W | 830mA-DC / 36W DIM1 | 830mA-DC / 36W DIM5 |
|---|---|---|
| **300 90 145** | **300 90 146 ED1** | **300 90 147 ED5** ◇ |
| 110-240V / 50-60Hz | | |
| IP20 | | |




Motivatie
Veiligheid
Exclusief

# RAND



WIRELESS CONTROL CTRL DELTA R
Suitable for all dimmable luminaires.
TECHNICAL DATA ▶ PAG TEC 4

## RAND 1

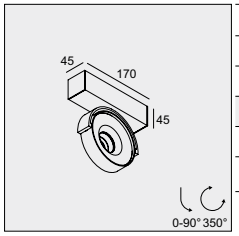


| 3000K / CRI>90 | | 2700K / CRI>90 | |
|---|---|---|---|
| LED 7,1W / 805lm / 350mA | | LED 7,1W / 773lm / 350mA | |
| 33° | 50° | 33° | 50° |
| **285 52 811 932** ◇ | **285 52 811 933** ◇ | **285 52 811 922** ◇ | **285 52 811 923** ◇ |
| ◇ A / W | | | |
| 220-240V / 50-60Hz | | | |
| □ 0,8 IP20 | | | |

## RAND 2

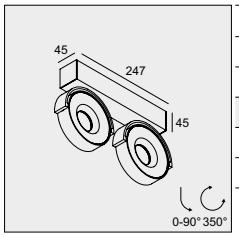


| 3000K / CRI>90 | | 2700K / CRI>90 | |
|---|---|---|---|
| 2 x LED 7,1W / 805lm / 350mA | | 2 x LED 7,1W / 773lm / 350mA | |
| 33° | 50° | 33° | 50° |
| **285 52 812 932** ◇ | **285 52 812 933** ◇ | **285 52 812 922** ◇ | **285 52 812 923** ◇ |
| ◇ A / W | | | |
| 220-240V / 50-60Hz | | | |
| □ 1,5 IP20 | | | |

## RAND 111 LED

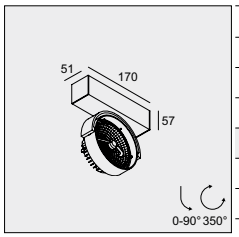


| |
|---|
| 2800K / CRI>80 |
| LED 111 LAMP 13W / 730lm / 350mA |
| MAINS DIMMING (FE) |
| 24° |
| **285 501 124 ED8** ◇ |
| ◇ A / B / W |
| G53 / 220-240V / 50-60Hz |
| □ 0,6 IP20 |

## RAND 211 LED

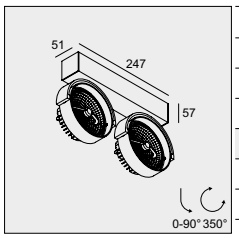


| |
|---|
| 2800K / CRI>80 |
| 2 x LED 111 LAMP 13W / 730lm / 350mA |
| MAINS DIMMING (FE) |
| 24° |
| **285 501 224 ED8** ◇ |
| ◇ A / B / W |
| G53 / 220-240V / 50-60Hz |
| □ 1,0 IP20 |

## RAND 311 LED

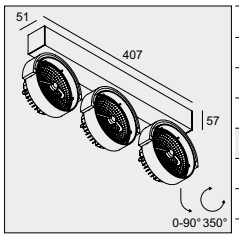


| |
|---|
| 2800K / CRI>80 |
| 3 x LED 111 LAMP 13W / 730lm / 350mA |
| MAINS DIMMING (FE) |
| 24° |
| **285 501 324 ED8** ◇ |
| ◇ A / B / W |
| G53 / 220-240V / 50-60Hz |
| □ 1,6 IP20 |

## RAND 111 T50

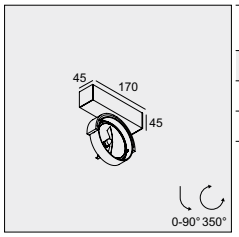


QR-LP111 max.50W

**285 51 11** ◇

◇ A / B / W

G53 / 220-240V / 50-60Hz

0,6 IP20 1,0

**ACCESSORIES**
CLIP 111 + LENS

## RAND 211 T50

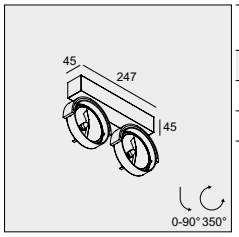


2 x QR-LP111 max.50W

**285 52 21** ◇

◇ A / B / W

G53 / 220-240V / 50-60Hz

1,0 IP20 1,0

**ACCESSORIES**
CLIP 111 + LENS

## RAND 311 T50

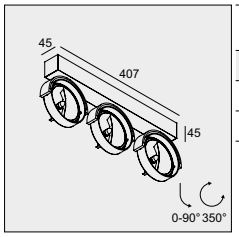


3 x QR-LP111 max.50W

**285 53 31** ◇

◇ A / B / W

G53 / 220-240V / 50-60Hz

1,6 IP20 1,0

**ACCESSORIES**
CLIP 111 + LENS

## RAND 411 T50

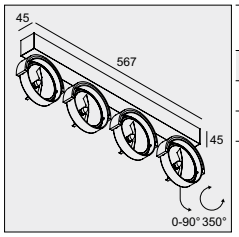


4 x QR-LP111 max.50W

**285 54 41** ◇

◇ A / W

G53 / 220-240V / 50-60Hz

2,0 IP20 1,0

**ACCESSORIES**
CLIP 111 + LENS



# OUTFIT U / L





WIRELESS CONTROL
Suitable for all dimmable luminaires.
CTRL DELTA R

TECHNICAL DATA ▸ PAG TEC 4

## OUTFIT U 211 T50

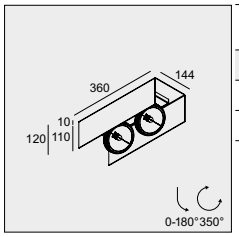


2 x QR-LP111 max.50W

**345 02 21** ◇

◇ W

G53 / 220-240V / 50-60Hz

2,9 IP20 850° 1,0

## OUTFIT U 411 T50

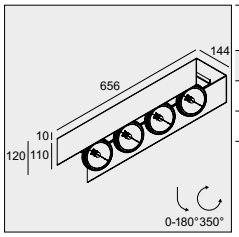


4 x QR-LP111 max.50W

**345 02 41** ◇

◇ W

G53 / 220-240V / 50-60Hz

5,4 IP20 850° 1,0

**OPTIONS (FOR OUTFIT U211 & U411)**
SUSPENSION SET 4 1,6m ▸ **328 15 41**
CABLE BASE S ◇ ▸ **203 99 56** ANO / B / W
COVERSET S ◇ (62) ▸ **204 62 62** ANO / B / W
COVERSET S ◇ (80) ▸ **204 80 80** ANO / B / W
COVERSET S ◇ (90) ▸ **204 90 90** ANO / B / W

## OUTFIT L 211 T50

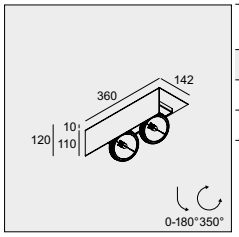


2 x QR-LP111 max.50W

**345 01 21** ◇

◇ W

G53 / 220-240V / 50-60Hz

2,3 IP20 850° 1,0

## OUTFIT L 411 T50

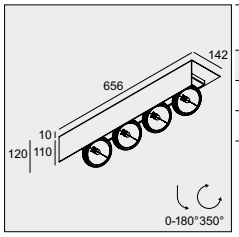


4 x QR-LP111 max.50W

**345 01 41** ◇

◇ W

G53 / 220-240V / 50-60Hz

4,2 IP20 850° 1,0

**OPTIONS (FOR OUTFIT L211 & L411)**
SUSPENSION SET 4 1,6m ▸ **328 15 41**
CABLE BASE S ◇ ▸ **203 99 56** ANO / B / W
COVERSET S ◇ (62) ▸ **204 62 62** ANO / B / W
COVERSET S ◇ (80) ▸ **204 80 80** ANO / B / W
COVERSET S ◇ (90) ▸ **204 90 90** ANO / B / W





ARCERO ARCHITECTURE & INTERIOR DESIGN

# GIBBO
# NYX
# HUSK



WIRELESS CONTROL CTRL DELTA R
Suitable for all dimmable luminaires.
TECHNICAL DATA ▸ PAG TEC 4

## GIBBO

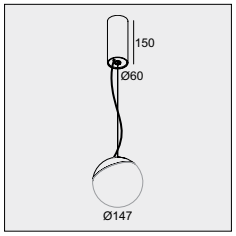


| 3000K / CRI>90 | 2700K / CRI>90 |
|---|---|
| LED 7,1W / 805lm / 350mA | LED 7,1W / 773lm / 350mA |
| MAINS DIMMING (FE) | |
| **286 67 811 930 ED8** ◇ | **286 67 811 920 ED8** ◇ |
| ◇ B / W | |
| 220-240V / 0 \| 50-60Hz | |
| EXCL.GLASS<br>INCL.1 x CABLE 2 x 0.75mm²<br>INCL.1 x CABLE SUSP. SINGLE AUTO 1,6m | |
| 1,3 IP20 | |

**REQUIREMENTS**
BOWL GLASS CLEAR ▸ **286 67 01**
BOWL GLASS AMBER ▸ **286 67 02**
BOWL GLASS OPAL WHITE ▸ **286 67 03**

## NYX

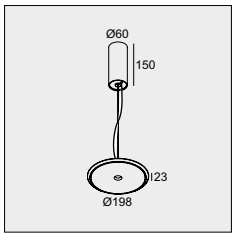


| 3000K / CRI>90 |
|---|
| LED 7,1W / 805lm / 350mA |
| MAINS DIMMING (FE) |
| **286 68 811 930 ED8** ◇ |
| ◇ B |
| 220-240V / 0 \| 50-60Hz |
| INCL.1 x CABLE SUSPENSION 1.6m<br>INCL.1 x CABLE 2 x 0.5mm² |
| 1,3 IP20 |

## HUSK

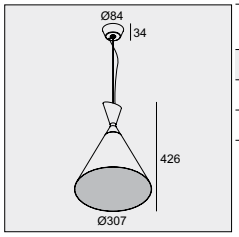


| 1 x A60 max.20W |
|---|
| **286 65 27** ◇ |
| ◇ B / W |
| E27Ls / 100-240V / 50-60Hz |
| INCL.1 x CABLE SUSPENSION 1.6m<br>INCL.1 x CABLE 2 x 0.75mm² |
| 1,0 IP20 |

**OPTIONS**
SUSPENSION + CONNECTION TRIMLESS O.F.A. ▸ **328 10 02**
COVERSET R ◇ (Ø 90) ▸ **204 00 90 ANO / B / W**
COVERSET R ◇ Ø100 ▸ **204 00 100 ANO / B / W**
**LED** SOLUTION - PAG TEC 8



ARCHITECTURE: GMP · VON GERKAN, MARG AND PARTNERS ARCHITECTS
RUSSIAN ADAPTATION: JSC SPEECH, MOSCOW
INTERIOR DESIGN: MAXIM RYMAR ARCHITECTURAL STUDIO



LIEVEN MUSSCHOOT









CAAN ARCHITECTEN

# METRONOME

The Metronome is a product range, associated with the Husk, but unique on its own. The design is characterised by a waterfall of flexible aluminium strips, individual tiltable, allowing the user to create its own version. As such, there will never be two exact copies, each version will have its own story.

Matching the versatility of the fashion industry with the trends in the design & lighting industry, the Metronome range was completed using various colours and materials. The Metronome XXL is a truly unique creation, an immense eye-catcher able to upgrade any large space. With a height of 2.10 m, the Metronome XXL can be seen as the piece de resistance of this collection.

**www.deltalight.com/metronome**

DESIGN BY
**DELTA LIGHT®** & **TIM VAN STEENBERGEN**

play.deltalight.com/metronome

reddot design award
winner

interior
innovation
award
2012
Winner



WIRELESS CONTROL CTRL DELTA R
Suitable for all dimmable luminaires.
TECHNICAL DATA ▸ PAG TEC 4

## METRONOME

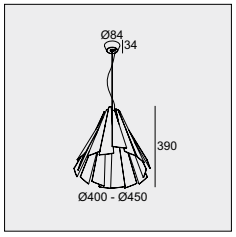


1 x A60 max.60W

**286 70 27** ◇

◇ B / FBR / FG / W

E27Ls / 100-240V / 50-60Hz

INCL.1 x CABLE SUSPENSION 1.6m
INCL.1 x CABLE 2 x 0.75mm²

I 2,1 IP20

**OPTIONS**
SUSPENSION + CONNECTION TRIMLESS O.F.A. ▸ **328 10 02**
CABLE BASE R ◇ ▸ **203 99 55** ANO / B / W
COVERSET R ◇ (Ø 62) ▸ **204 00 62** ANO / B / W
COVERSET R ◇ (Ø 90) ▸ **204 00 90** ANO / B / W
COVERSET R ◇ (Ø100) ▸ **204 00 100** ANO / B / W
**LED** SOLUTION - PAG TEC 8

## METRONOME L

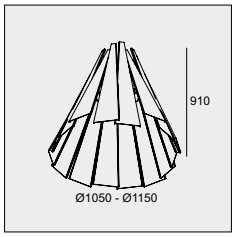


4 x A60 max.60W

**286 71 427** ◇

◇ W

E27Ls / 100-240V / 50-60Hz

INCL.1 x CABLE 3 x 0.75mm² 3m
INCL.SUSPENSION CHAIN 3m

I 35,0 IP20

**OPTIONS**
CABLE BASE R ◇ ▸ **203 99 55** ANO / B / W
COVERSET R ◇ (Ø 62) ▸ **204 00 62** ANO / B / W
COVERSET R ◇ (Ø 90) ▸ **204 00 90** ANO / B / W
COVERSET R ◇ (Ø100) ▸ **204 00 100** ANO / B / W
**LED** SOLUTION - PAG TEC 8

## METRONOME XXL

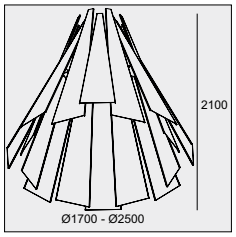


7 x A60 max.60W

**286 71 727** ◇

◇ W

E27Ls / 100-240V / 50-60Hz

INCL.1 x CABLE 3 x 0.75mm² / 6m

I 65,0 IP20

**OPTIONS**
SUSPENSION CHAIN 3m ▸ **286 70 03** or SUSPENSION CHAIN 6m ▸ **286 70 06**
CABLE BASE R ◇ ▸ **203 99 55** ANO / B / W
COVERSET R ◇ (Ø 62) ▸ **204 00 62** ANO / B / W
COVERSET R ◇ (Ø 90) ▸ **204 00 90** ANO / B / W
COVERSET R ◇ (Ø100) ▸ **204 00 100** ANO / B / W
**LED** SOLUTION - PAG TEC 8



ARCHITECT: CONSTRUCTORA JK SALCEDO



ROOMIN.BE






MOKO HK / AEDAS / ARUP LIGHTING

# SUPERDOME



PLEASE FIND THE OTHER MEMBERS
▼ OF THIS FAMILY ▼



**INTERIOR**
CEILING RECESSED

WIRELESS CONTROL CTRL DELTA R
Suitable for all dimmable luminaires.

**TECHNICAL DATA** ▸ PAG TEC 4

## SUPERDOME

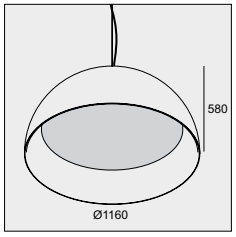


3000K / CRI>80

LED CLUSTER 105W / 16950lm / 350mA

1-10V DIM

**321 95 9528 ED1** ◇

◇ B-W / W-W

120-240V / 50-60Hz

INCL.PC SBL
INCL. 1 x CABLE SUSP. SINGLE AUTO. 3m
INCL. 1 x CABLE 5 x 0,75mm² 3m

23,0 IP20

**OPTIONS**
CABLE BASE R ◇ ▸ **203 99 55 ANO / B / W**
COVERSET R ◇ (Ø 62) ▸ **204 00 62 ANO / B / W**
COVERSET R ◇ (Ø 90) ▸ **204 00 90 ANO / B / W**
COVERSET R ◇ Ø100 ▸ **204 00 100 ANO / B / W**

## SUPERDOME E27

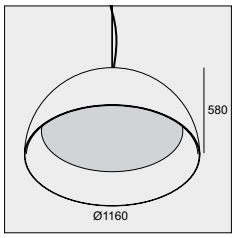


7 x A60 max.20W

**321 95 327** ◇

◇ B-W / W-W

E27Ls / 100-240V / 50-60Hz

INCL.PC SBL
INCL. 1 x CABLE SUSP. SINGLE AUTO. 3m
INCL. 1 x CABLE 3 x 0,75mm² 3m

21,0 IP20

**OPTIONS**
CABLE BASE R ◇ ▸ **203 99 55 ANO / B / W**
COVERSET R ◇ (Ø 62) ▸ **204 00 62 ANO / B / W**
COVERSET R ◇ (Ø 90) ▸ **204 00 90 ANO / B / W**
COVERSET R ◇ Ø100 ▸ **204 00 100 ANO / B / W**




ARCHITECT: HM PROJECTS

# JETI



WIRELESS CONTROL
Suitable for all dimmable luminaires.
CTRL DELTA R

**TECHNICAL DATA** ▶ PAG TEC 4

## JETI PLANO L 110

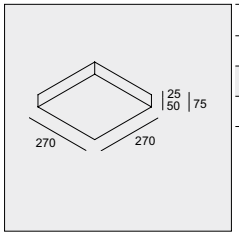


3000K / CRI>80

LED CLUSTER 10,5W / 1180lm / 500mA

**271 521 83**

220-240V / 50-60Hz

1,0 IP43

## JETI L 115

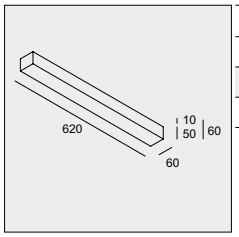


3000K / CRI>80

LED CLUSTER 14W / 1960lm / 350mA

**271 511 83**

110-240V / 50-60Hz

0,8 IP20





INTERIEURBURO PEDRO VERHUE - ERIBO

NEW

# ONE-AND-ONLY



WIRELESS CONTROL CTRL DELTA R
Suitable for all dimmable luminaires.
TECHNICAL DATA ▸ PAG TEC 4

## ONE-AND-ONLY P12

NEW

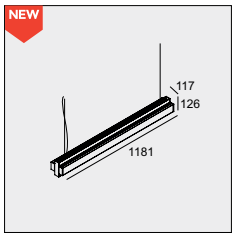


| 3000K / CRI>90 | |
|---|---|
| LED CLUSTER UP 23,1W / 2448lm<br>LED CLUSTER DOWN 34,6W /3672lm | |
| NON DIM | 1-10V DIM |
| **404 12 93** ◇ | **404 12 93 ED1** ◇ |
| ◇ B-B / GC-B / W-W | |
| 220-240V / 50-60Hz | |
| 2 x CABLE SUSP. SINGLE AUTO. 1,6m<br>1 x CABLE 3 x 0,75mm² (NON DIM)<br>1 x CABLE 5 x 0,75mm² (ED) | |
| ◇ 7,5 IP20 | |

**OPTIONS**
CABLE BASE S ◇ ▸ **203 99 56** ANO / B / W
COVERSET S ◇ (62) ▸ **204 62 62** ANO / B / W
COVERSET S ◇ (80) ▸ **204 80 80** ANO / B / W
COVERSET S ◇ (90) ▸ **204 90 90** ANO / B / W

## ONE-AND-ONLY P20

NEW

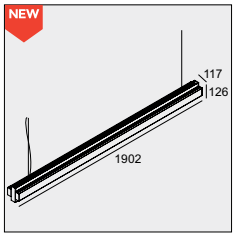


| 3000K / CRI>90 | | |
|---|---|---|
| LED CLUSTER UP 37,4W / 3964lm<br>LED CLUSTER DOWN 56,1W / 5946lm | | |
| NON DIM | 1-10V DIM | DALI DIM |
| **404 20 93** ◇ | **404 20 93 ED1** ◇ | **404 20 93 ED5** ◇ |
| ◇ B-B / GC-B / W-W | | |
| 220-240V / 50-60Hz | | |
| 2 x CABLE SUSP. SINGLE AUTO. 1,6m<br>1 x CABLE 3 x 0,75mm² (NON DIM)<br>1 x CABLE 5 x 0,75mm² (ED) | | |
| ◇ 12,0 IP20 | | |

**OPTIONS**
CABLE BASE S ◇ ▸ **203 99 56** ANO / B / W
COVERSET S ◇ (62) ▸ **204 62 62** ANO / B / W
COVERSET S ◇ (80) ▸ **204 80 80** ANO / B / W
COVERSET S ◇ (90) ▸ **204 90 90** ANO / B / W





# B-LINER STREAMLINER



WIRELESS CONTROL CTRL DELTA R
Suitable for all dimmable luminaires.
**TECHNICAL DATA** ▸ PAG TEC 4

## B-LINER 65 P630

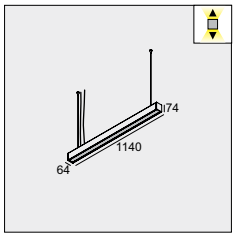


| |
|---|
| 3000K / CRI>80 |
| LED CLUSTER DOWN 29W / 4600lm<br>LED CLUSTER UP 14W / 2300lm |
| 1-10V DIM (DOWN) |
| **384 01 62 ED1** ◇ |
| ◇ ANO / W |
| 220-240V / 0 \| 50-60Hz |
| INCL.2 x CABLE SUSP. SINGLE AUTO. 1.6m<br>INCL.1 x CABLE 5 x 0.75mm2 + 2 x 0.75mm2<br>CABLING 2 CIRCUITS |
| 2,9 IP20 |

**OPTIONS**
CABLE BASE S ◇ ▸ **203 99 56** ANO / B / W
COVERSET S ◇ (62) ▸ **204 62 62** ANO / B / W
COVERSET S ◇ (80) ▸ **204 80 80** ANO / B / W
COVERSET S ◇ (90) ▸ **204 90 90** ANO / B / W

## STREAMLINER 70S P

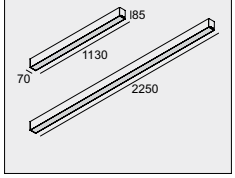


| | | | |
|---|---|---|---|
| 1130mm / 3,6 | | 2250mm / 6,8 | |
| 3000K / CRI>80 | | | |
| LED CLUSTER 24W / 4060lm / 700mA | | LED CLUSTER 48W / 8120lm / 700mA | |
| NON DIM | 1-10V DIM | NON DIM | 1-10V DIM |
| **389 011 243 E** ◇ | **389 011 243 ED1** ◇ | **389 011 483 E** ◇ | **389 011 483 ED1** ◇ |
| ◇ ANO / W | | | |
| 220-240V / 50-60Hz | | | |
| IP20 | | | |

**OPTIONS**
SUSPENSION SET 22 ▸ **328 22 22**
SUSPENSION SET 22 EVG DIM1 (only for ED1) ▸ **328 22 22 ED1**
CABLE BASE S ◇ ▸ **203 99 56** ANO / B / W
COVERSET S ◇ (62) ▸ **204 62 62** ANO / B / W
COVERSET S ◇ (80) ▸ **204 80 80** ANO / B / W
COVERSET S ◇ (90) ▸ **204 90 90** ANO / B / W





# REFLECTIONS
# RANGE

Reflections is a series of new adventures in luminaire design. A mission to improve the relationships between architecture, interiors, its users and visitors. A poetic expression of craftsmanship, light, technology, texture, shape and mood. With these new collections we want to help create the right atmosphere, so that the experience of every space is filled in a warm and unique way. Enjoy.

**MILES**

Miles is pure eye-candy. A collection of 4 purely handcrafted glass shapes, each in 4 different colours (pink, amber, smoke or mist), each recognizable yet unique in all respects. A family of suspensions that play on the visual contrast between the coloured and white blown glass, combined with different shapes and colours, also ideal for multiple compositions. All shapes and finishes are inspired by the interplay of opacity, translucency and transparency. Its translucent or milky forms and dynamic light offer a countless number of scenarios. When switched off its transparency makes Miles almost disappear. When switched on they provide a cozy and stylish luminous presence, stimulating senses and perceptions.
Miles is a family of figures differing in form, size and colour, spreading a calm, intimate atmosphere. The 4 Miles shapes each come in 2 different versions, either with an invisible LED source, or with E27 enabling you to opt for a classic or more expressive bulb.

**SOIREE**

The Soiree range was designed to be voluminous, lightweight and transparent. Its sophisticated form creates a dense and decorative effect, filled with a warm light. The interaction between the pure circular and rectangular forms, with the warm light sources and the symmetric configurations, triggers a dynamic tension. The Soiree takes its inspiration from many angles. From the play of light and shadow in architecture, to natural light effects, the shape of everyday objects and sculptural art.
The result is a nest of light, made of circles or rectangles, both structural and decorative, generating a seductive luminous effect. Even when not turned on, they bring texture and character to rooms, defining different areas with small and large contemporary pendants.

**MELLO**

Our search for a more present and flamboyant suspension resulted into a co-operation with master glass blowers, with whom we worked on the balance between object and light, between subtle colours, densities and transparencies. The result is MELLO. When turned off, its colours gain definition; when turned on, they disappear with gentle luminosity. The MELLO offers a sense of special intimacy with direct light on its below surfaces. At the same time enhancing the space with warmth, elegance and transparencies.
All shapes of the MELLO range are handmade, the result of expert craftsmanship and eye for detail. Available with LED Soft Dim or for E27 light sources.

**www.deltalight.com/reflections**







NEW

# MILES



MILES
TUBE M



CABLE
CLAMP

WIRELESS CONTROL CTRL DELTA R
Suitable for all dimmable luminaires.
TECHNICAL DATA ▸ PAG TEC 4

## MILES C1

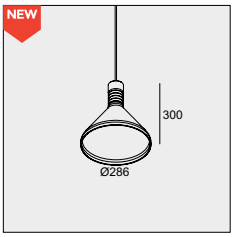


2700K / CRI>90

LED [H] 7,1W / 773lm /350mA

50°

| | | | |
|---|---|---|---|
| **23926 9230** PINK | **23927 9230** SMOKE | **23928 9230** MIST | **23929 9230** AMBER |

INCL.1 x CABLE 2 x 0.75mm² 1,6m
INCL.1 x CABLE CLAMP BLACK

1,8 IP20

## MILES C2

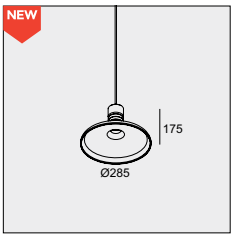


2700K / CRI>90

LED [H] 7,1W / 773lm /350mA

50°

| | | | |
|---|---|---|---|
| **23930 9230** PINK | **23931 9230** SMOKE | **23932 9230** MIST | **23933 9230** AMBER |

INCL.1 x CABLE 2 x 0.75mm² 1,6m
INCL.1 x CABLE CLAMP BLACK

1,3 IP20

## MILES C3

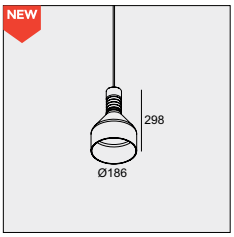


2700K / CRI>90

LED [H] 7,1W / 773lm /350mA

50°

| | | | |
|---|---|---|---|
| **23934 9230** PINK | **23935 9230** SMOKE | **23936 9230** MIST | **23937 9230** AMBER |

INCL.1 x CABLE 2 x 0.75mm² 1,6m
INCL.1 x CABLE CLAMP BLACK

1,4 IP20

## MILES C4

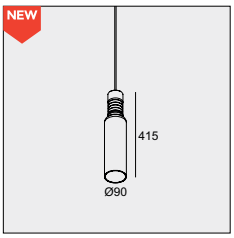


2700K / CRI>90

LED [H] 7,1W / 773lm /350mA

50°

| | | | |
|---|---|---|---|
| **23938 9230** PINK | **23939 9230** SMOKE | **23940 9230** MIST | **23941 9230** AMBER |

INCL.1 x CABLE 2 x 0.75mm² 1,6m
INCL.1 x CABLE CLAMP BLACK

1,3 IP20

**REQUIREMENTS** ▸ SEE BELOW (FOR ALL VERSIONS)
CEILING BASE + LED POWER SUPPLY 350mA-DC DIM
or
POWERBOX

**ACCESSORIES**
MILES TUBE

## CEILING BASE

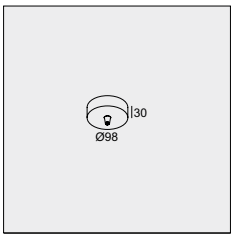


**CEILING BASE**

**23943 0010** ◇

◇ B

0,1

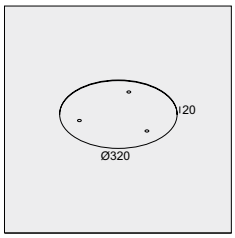


**CEILING BASE 3R**

**23945 0020** ◇

◇ B

1,3

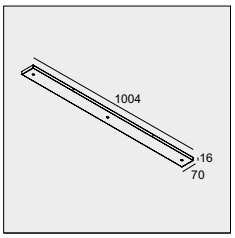


**CEILING BASE 3L**

**23945 0010** ◇

◇ B

1,0

## POWERBOX

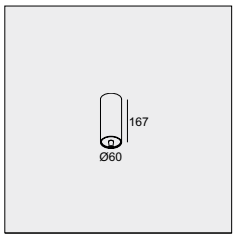


**POWERBOX 350mA DIM8**

350mA-DC / 10W

MAINS DIMMING (FE)

**23942 0018** ◇

◇ B

0,3 IP20

## MILES TUBE

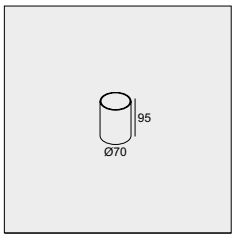


**MILES TUBE**

**23944 0010** ◇

◇ B / M

0,1

**REQUIREMENTS** ▸ INFO FOLD-OUT RIGHT / **OPTIONS** ▸ INFO TECHNICAL CHAPTER / **ACCESSORIES** ▸ INFO FOLD-OUT LEFT

OTHER CRI OR KELVIN ON REQUEST


NEW
MILES E27

WIRELESS CONTROL
Suitable for all dimmable luminaires.
CTRL DELTA R

TECHNICAL DATA ▸ PAG TEC 4

## MILES C1 E27

NEW

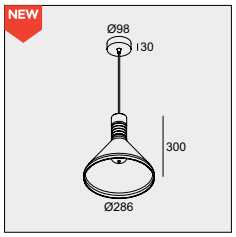


1 x A60 max.20W

| | | | |
|---|---|---|---|
| **23910 0000** ◇ PINK | **23911 0000** ◇ SMOKE | **23912 0000** ◇ MIST | **23913 0000** ◇ AMBER |

◇ B

E27 / 100-240V / 50-60Hz

INCL.1 x CABLE 2 x 0.75mm² 1,6m
INCL.1 x CABLE CLAMP BLACK

1,9 IP20

## MILES C2 E27

NEW

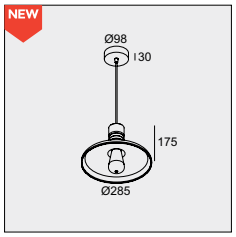


1 x A60 max.20W

| | | | |
|---|---|---|---|
| **23914 0000** ◇ PINK | **23915 0000** ◇ SMOKE | **23916 0000** ◇ MIST | **23917 0000** ◇ AMBER |

◇ B

E27 / 100-240V / 50-60Hz

INCL.1 x CABLE 2 x 0.75mm² 1,6m
INCL.1 x CABLE CLAMP BLACK

1,4 IP20

## MILES C3 E27

NEW

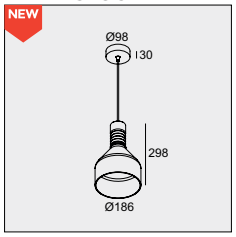


1 x A60 max.20W

| | | | |
|---|---|---|---|
| **23918 0000** ◇ PINK | **23919 0000** ◇ SMOKE | **23920 0000** ◇ MIST | **23921 0000** ◇ AMBER |

◇ B

E27 / 100-240V / 50-60Hz

INCL.1 x CABLE 2 x 0.75mm² 1,6m
INCL.1 x CABLE CLAMP BLACK

1,5 IP20

## MILES C4 E27

NEW

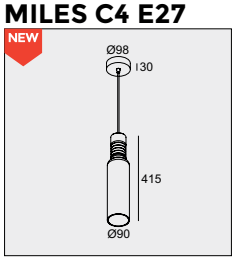


1 x T30-LED

| | | | |
|---|---|---|---|
| **23922 0000** ◇ PINK | **23923 0000** ◇ SMOKE | **23924 0000** ◇ MIST | **23925 0000** ◇ AMBER |

◇ B

E27 / 100-240V / 50-60Hz

INCL.1 x CABLE 2 x 0.75mm² 1,6m
INCL.1 x CABLE CLAMP BLACK

1,4 IP20

**OPTIONS** ▸ SEE BELOW (FOR ALL VERSIONS)
CEILING BASE
**LED** SOLUTION - PAG TEC 8

**ACCESSORIES**
MILES TUBE ◇ ▸ **23944 0010** B / M

## CEILING BASES

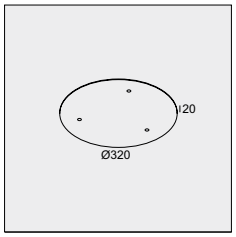


**CEILING BASE 3R**

**23945 0020** ◇

◇ B

1,3

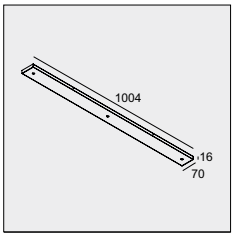


**CEILING BASE 3L**

**23945 0010** ◇

◇ B

1,0

## MILES TUBE

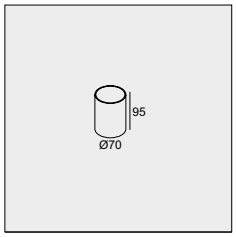


**MILES TUBE**

**23944 0010** ◇

◇ B / M

0,1





NEW

# SOIREE

PLEASE FIND THE OTHER MEMBERS
▼ OF THE SOIREE FAMILY ▼



**EXTERIOR**
WALL SURFACE

## SOIREE RC




1 x A60 max.60W

**24013 0000** ◇

◇ B / FG

E27 / 100-240V / 50-60Hz

INCL. 2 x CABLE SUSPENSION SINGLE AUTOM. 1.6m
INCL. 1 x CABLE 2 x 0.75mm²

I 2,5 IP20

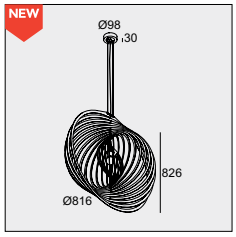


1 x A60 max.60W

**24014 0000** ◇

◇ B / FG

E27 / 100-240V / 50-60Hz

INCL.2 x CABLE SUSPENSION SINGLE AUTOM. 1.6m
INCL. 1 x CABLE 2 x 0.75mm²

I 5,2 IP20

**OPTIONS**
**LED** SOLUTION - PAG TEC 8

## SOIREE RC OPAL

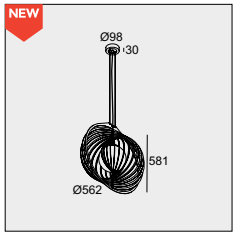


1 x A60 max.20W

**24017 0000** ◇

◇ B / FG

E27 / 100-240V / 50-60Hz

INCL. 2 x CABLE SUSPENSION SINGLE AUTOM. 1.6m
INCL. 1 x CABLE 2 x 0.75mm²
INCL. 1 x GLASS OPAL

I 3,3 IP20

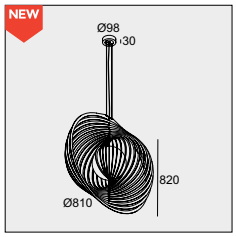


1 x A60 max.20W

**24016 0000** ◇

◇ B / FG

E27 / 100-240V / 50-60Hz

INCL. 2 x CABLE SUSPENSION SINGLE AUTOM. 1.6m
INCL. 1 x CABLE 2 x 0.75mm²
INCL. 1 x GLASS OPAL

I 6,8 IP20

**OPTIONS**
**LED** SOLUTION - PAG TEC 8

## SOIREE SC

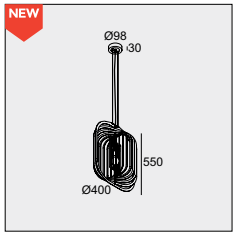


1 x A60 max.60W

**24010 0000** ◇

◇ B / FG

E27 / 100-240V / 50-60Hz

INCL. 2 x CABLE SUSPENSION SINGLE AUTOM. 1.6m
INCL. 1 x CABLE 2 x 0.75mm²

I 2,1 IP20

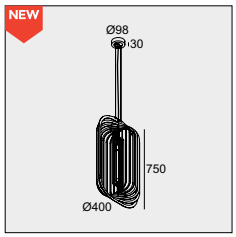


1 x T30-LED

**24011 0000** ◇

◇ B / FG

E27 / 100-240V / 50-60Hz

INCL.2 x CABLE SUSPENSION SINGLE AUTOM. 1.6m
INCL. 1 x CABLE 2 x 0.75mm²

I 2,7 IP20

**OPTIONS**
LED SOLUTION - PAG TEC 8

## SOIREE SC OPAL

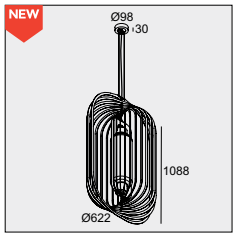


1 x T30-LED

**24015 0000** ◇

◇ B / FG

E27 / 100-240V / 50-60Hz

INCL. 2 x CABLE SUSPENSION SINGLE AUTOM. 1.6m
INCL. 1 x CABLE 2 x 0.75mm²
INCL. 1 x GLASS OPAL

I 8,5 IP20

**OPTIONS**
LED SOLUTION - PAG TEC 8







CASTEELKEN


NEW
MELLO

WIRELESS CONTROL CTRL DELTA R
Suitable for all dimmable luminaires.
TECHNICAL DATA ▸ PAG TEC 4

## MELLO C SOFT

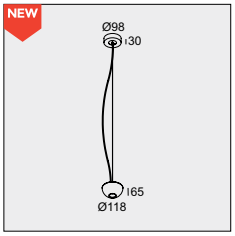


SOFT DIM

1800-3000K / CRI>90

LED CLUSTER SOFT DIM 6W / 662lm

MAINS DIMMING (FE)

**23811 9008** ◇

◇ B

220-240V / 50-60Hz

INCL.1 x CABLE SUSPENSION SINGLE AUTOM. 1.6m
INCL.1 x CABLE 2 x 0.75mm²

I 0,3 IP20

**REQUIREMENTS ▸ SEE BELOW**
MELLO GLASS

## MELLO C E27

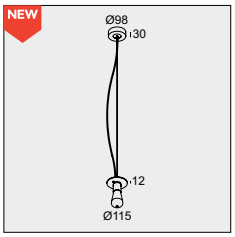


1 x A60 max.20W

**23810 0000** ◇

◇ B

E27 / 100-240V / 50-60Hz

INCL.1 x CABLE SUSPENSION SINGLE AUTOM. 1.6m
INCL.1 x CABLE 2 x 0.75mm²

I 0,3 IP20

**REQUIREMENTS ▸ SEE BELOW**
MELLO GLASS

**OPTIONS ▸ SEE BELOW**
**LED** SOLUTION - PAG TEC 8

## MELLO GLASS

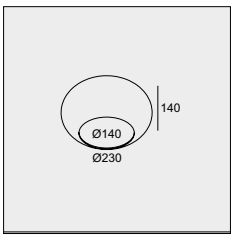


**MELLO GLASS R23**

**23812 0010** PINK
**23812 0020** SMOKE
**23812 0030** MIST
**23812 0040** AMBER

0,8

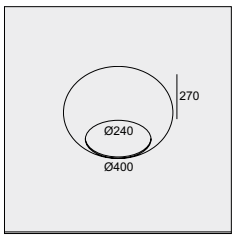


**MELLO GLASS R40**

**23813 0010** PINK
**23813 0020** SMOKE
**23813 0030** MIST
**23813 0040** AMBER

2,3

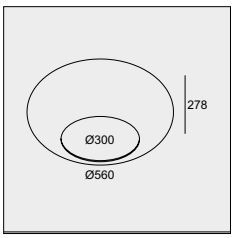


**MELLO GLASS R56**

**23814 0010** PINK
**23814 0020** SMOKE
**23814 0030** MIST
**23814 0040** AMBER

4,8

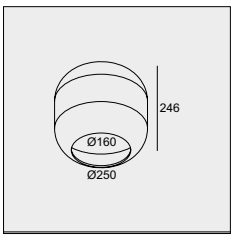


**MELLO GLASS L2525**

**23815 0010** PINK
**23815 0020** SMOKE
**23815 0030** MIST
**23815 0040** AMBER

1,5

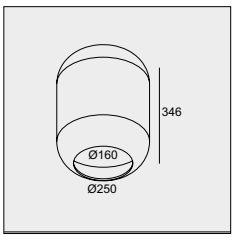


**MELLO GLASS L2534**

**23816 0010** PINK
**23816 0020** SMOKE
**23816 0030** MIST
**23816 0040** AMBER

2,2





# **WALL**
# RECESSED

Wall recessed luminaires are often applied to provide direction and guarantee safety, but the Delta Light range has much more to offer.
In addition to functional or directional lighting, the collection enables you to create playful light effects and original compositions. You can combine several fixtures to produce an attractive and artistic setting. Or you can opt for a discreet, but entertaining emphasis of light.

**www.deltalight.com/IWR**

To discover more, or download technical files of your preferred product, just add the product reference (without colour) or name to the deltalight.com url.
E.g. www.deltalight.com/41431811922 or www.deltalight.com/spy-trimless



ABC PROJECTS - ANJA VERROEYE

# INDEX




**HELI**
INT 497



**INLET**
INT 505



**LEDS C**
INT 497



**LOGIC W**
INT 499



**LOGIC W L**
INT 499




**GYN W**
INT 501




**TAGLINE**
INT 503

| | |
|---|---|
| GYN W | INT 501 |
| HELI | INT 497 |
| INLET | INT 505 |
| LEDS C | INT 497 |
| LOGIC | INT 499 |
| TAGLINE | INT 503 |

# HELI



# LEDS C®



## HELI 1 SCREEN LED

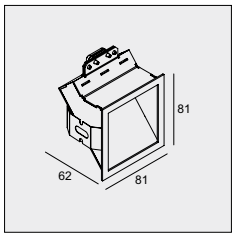


| 4000K / CRI>80 | 3000K / CRI>80 |
|---|---|
| LED [A] 1,1W / 130lm / 350mA | LED [A] 1,1W / 120lm / 350mA |
| **202 04 14** ◇ | **202 04 12** ◇ |

◇ = A / W

III 0,2 IP20

75 x 75 x 85

**REQUIREMENTS**
LED POWER SUPPLY 350mA-DC / DIM

**OPTIONS**
PLASTERKIT 186 ▸ **207 01 186**
CONCRETE BOX 186 ▸ **270 11 186**
MOUNTING KIT 75 ▸ **202 00 75**

## HELI 1 LED

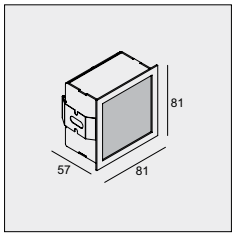


| 3000K / CRI>80 |
|---|
| LED [A] 1,1W / 120lm / 350mA |
| **202 04 32** ◇ |

◇ = A / W

III 0,2 IP40

75 x 75 x 60

**REQUIREMENTS**
LED POWER SUPPLY 350mA-DC / DIM

**OPTIONS**
PLASTERKIT 186 ▸ **207 01 186**
CONCRETE BOX 186 ▸ **270 11 186**
MOUNTING KIT 75 ▸ **202 00 75**

## LEDS C S II

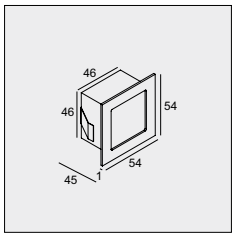


| 3000K / CRI>80 | 2700K / CRI>80 |
|---|---|
| LED CLUSTER 1W / 155lm / 350mA | |
| **302 202 830** ◇ | **302 202 820** ◇ |

◇ = W

III 0,1 IP20 IP40

50 x 50 x 50

**REQUIREMENTS**
LED POWER SUPPLY 350mA-DC / DIM

**OPTIONS**
CONCRETE BOX 196 ▸ **270 11 196**

## LEDS C R II

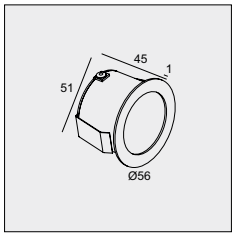


| 3000K / CRI>80 | 2700K / CRI>80 |
|---|---|
| LED CLUSTER 1W / 155lm / 350mA | |
| **302 201 830** ◇ | **302 201 820** ◇ |

◇ = W

III 0,1 IP20 IP40

51 x 46

**REQUIREMENTS**
LED POWER SUPPLY 350mA-DC / DIM

**OPTIONS**
CONCRETE BOX 195 ▸ **270 11 195**

## LEDS C R ST

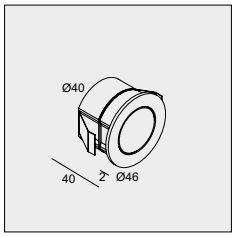


| 4000K / CRI>80 | 3000K / CRI>80 |
|---|---|
| LED [A] 1,1W / 130lm / 350mA | LED [A] 1,1W / 120lm / 350mA |
| **302 20 34** ◇ | **302 20 32** ◇ |

◇ = ANO

III 0,1 IP67

41 x 38

**REQUIREMENTS**
LED POWER SUPPLY 350mA-DC / DIM

# LOGIC W





## LOGIC MINI W R

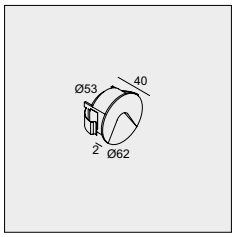


3000K / CRI>80

LED 0,6W / 40lm / 24V-DC

**304 30 12** ◇

◇ = A / W

III 0,2 IP54

55 x 50

**REQUIREMENTS**
LED POWER SUPPLY 24V-DC

**OPTIONS**
CONCRETE BOX 188 ▸ **270 11 188**

## LOGIC MINI W S

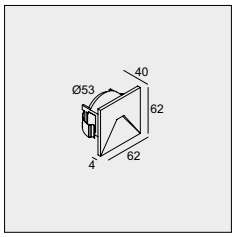


3000K / CRI>80

LED 0,6W / 40lm / 24V-DC

**304 31 12** ◇

◇ = A / W

III 0,2 IP54

55 x 50

**REQUIREMENTS**
LED POWER SUPPLY 24V-DC

**OPTIONS**
CONCRETE BOX 188 ▸ **270 11 188**

## LOGIC W S

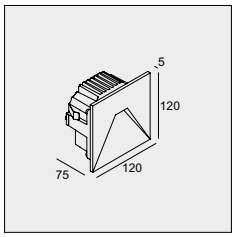


3000K / CRI>90

LED 7,1W / 805lm / 350mA

**304 33 811 930** ◇

◇ = A / N / W

110-240V / 50-60Hz

INCL. 1 x PG11

I 1,0 IP65

BOX / 115-140

**REQUIREMENTS**
CONCRETE BOX 192 ▸ **270 11 192**
or
CONCRETE PACK LOGIC W S ▸ **304 33 96**

## LOGIC W L F

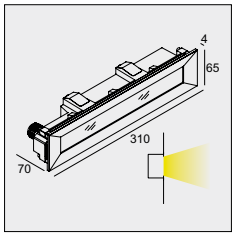


3000K / CRI>80

LED CLUSTER 9W / 1480lm / 350mA

**304 32 02 83** ◇

◇ = A / N / W

220-240V / 50-60Hz

INCL. 1 x PG11

I 1,0 IP65

BOX / 110-135

**REQUIREMENTS**
CONCRETE BOX 191 ▸ **270 11 191**
or
CONCRETE PACK LOGIC W L ▸ **304 32 96**

## LOGIC W L

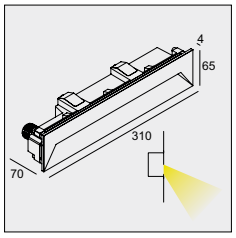


3000K / CRI>80

LED CLUSTER 9W / 1480lm / 350mA

**304 32 01 83** ◇

◇ = A / N / W

220-240V / 50-60Hz

INCL. 1 x PG11

I 1,0 IP65

BOX / 110-135

**REQUIREMENTS**
CONCRETE BOX 191 ▸ **270 11 191**
or
CONCRETE PACK LOGIC W L ▸ **304 32 96**

NEW

# GYN W



GYN W FRAME + GYN W SNAP IN

## GYN W S SNAP-IN

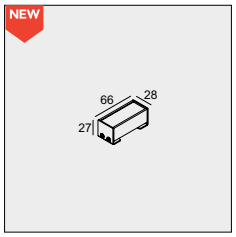


| 3000K / CRI>90 | 2700K / CRI>90 |
|---|---|
| LED CLUSTER 2,2W / 252lm / 350mA | LED CLUSTER 2,2W / 242lm / 350mA |
| **23713 9300** | **23713 9200** |

0,3 IP20

**REQUIREMENTS**
GYN W S FRAME ▸ **23712 0010**
LED POWER SUPPLY 350mA-DC / DIM

## GYN W M SNAP-IN

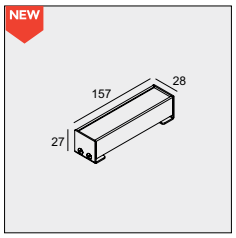


| 3000K / CRI>90 | 2700K / CRI>90 |
|---|---|
| LED CLUSTER 8,6W / 1078lm / 350mA | LED CLUSTER 8,6W / 938lm / 350mA |
| **23714 9300** | **23714 9200** |

0,5 IP20

**REQUIREMENTS**
GYN W M FRAME ▸ **23712 0020**
LED POWER SUPPLY 350mA-DC / DIM

## GYN W S FRAME

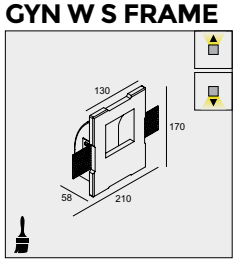


135 x 175 x 65
min.9-max.15

**23712 0010**

1,1

**REQUIREMENTS**
GYN W S SNAP-IN

## GYN W M FRAME

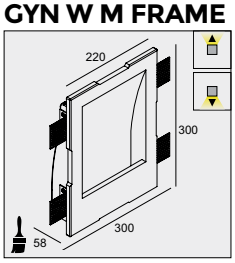


225 x 305 x 65
min.9-max.15

**23712 0020**

2,3

**REQUIREMENTS**
GYN W M SNAP-IN

## LED POWER SUPPLY 350mA-DC / DIM

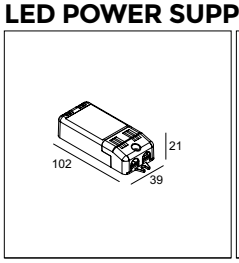


**350mA / 10W DIM8**

min. 45

MAINS DIMMING (FE)

**300 90 110**

max. 2 GYN W S / 1 GYN W M

220-240V / 50-60Hz

FE 0,1 IP20

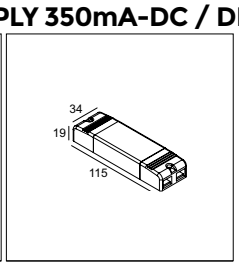


**350mA / 15W (110-120V: 10W)**

min. 38

NON DIMMABLE

**300 90 91**

max. 1 GYN W S / 1 GYN W M

110-240V / 50-60Hz

0,1 IP20

NEW

# TAGLINE TRIMLESS



WIRELESS CONTROL
Suitable for all dimmable luminaires.
CTRL DELTA R

TECHNICAL DATA ▸ PAG TEC 4

## TAGLINE 155 TRIMLESS

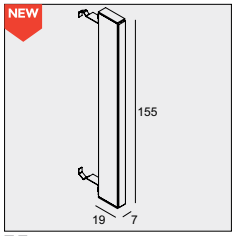


KIT x 45

| 3000K / CRI>90 | 2700K / CRI>90 |
|---|---|
| LED CLUSTER 1,25W / 121lm / 24V-DC | |
| **304 04 15 93** ◇ | **304 04 15 92** ◇ |
| ◇ = B | |

III 0,2 IP20

**REQUIREMENTS**
MOUNTING KIT TAGLINE TRIMLESS ▸ **304 04 01**
LED POWER SUPPLY 24V-DC / DIM

## MOUNTING KIT TAGLINE TRIMLESS

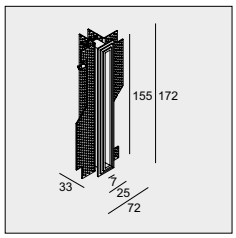


174 x 26 x 45 / min.12,5

**304 04 01**

0,3

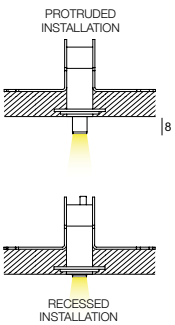

# INLET



WIRELESS CONTROL CTRL DELTA R
Suitable for all dimmable luminaires.
**TECHNICAL DATA** ▸ PAG TEC 4

## INLET S

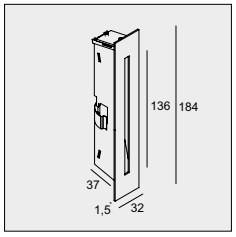


| 3000K / CRI>80 | 2700K / CRI>80 |
|---|---|
| LED [A] 1,1W / 120lm / 350mA | LED [A] 1,1W / 115lm / 350mA |
| **304 05 12** ◇ | **304 05 13** ◇ |
| ◇ = A / W | |

III 0,2 IP20

22 x 170 x 45 / min.12

**REQUIREMENTS**
LED POWER SUPPLY 350mA-DC / DIM

**OPTIONS**
PLASTERKIT 145 ▸ **304 05 99**
CONCRETE BOX 145 ▸ **304 05 98**
MOUNTING KIT INLET FLUSH ▸ **304 05 01**


INLET S W +
PLASTERKIT 145


INLET S W +
MOUNTING KIT INLET FLUSH

**REQUIREMENTS** ▸ INFO FOLD-OUT RIGHT / **OPTIONS** ▸ INFO TECHNICAL CHAPTER / **ACCESSORIES** ▸ INFO FOLD-OUT LEFT

OTHER CRI OR KELVIN ON REQUEST







STUDIO 2 ARCHITECTS







# WALL
# SURFACE

The indoor wall mounted luminaires can perform many different functions, ranging from a diffuse illumination to an eye catching composition or functional corridor lighting. To provide an expressive touch to your project, some wall luminaires in the collection combine LED with a lens, resulting in tightly delineated light patterns.

**www.deltalight.com/IWS**

To discover more, or download technical files of your preferred product, just add the product reference (without colour) or name to the deltalight.com url. E.g. www.deltalight.com/41431811922 or www.deltalight.com/spy-trimless



ARCHITECTS: THONE ARCHITECTUUR
INTERIOR DESIGN: TIM VAN STEENBERGEN

# INDEX



NEW
**ORBIT PUNK**
INT 517


NEW
**KASKADE**
INT 539


**GALA**
INT 557


**BOXY WL**
INT 571


**ORBIT LED**
INT 519


**FORTY-5**
INT 543


**GALA XL R**
INT 559


NEW
**FEMTOLINE W**
INT 575


NEW
**HEDRA W**
INT 525


**FIFTY-5**
INT 543


NEW
**BREESS**
INT 563


**FEMTOLINE TP WALL**
INT 575


**ULTRA W**
INT 529


**MONTUR**
INT 547


**WA-T**
INT 567


**TOPIX**
INT 535


**WANT-IT**
INT 553


**VISION**
INT 567


**LOOK IN**
INT 535


**VISA**
INT 553


**TIGA**
INT 571

| | |
|---|---|
| BOXY WL+ | INT 571 |
| BREESS | INT 563 |
| FEMTOLINE TP WALL | INT 575 |
| FEMTOLINE W | INT 575 |
| FIFTY-5 | INT 543 |
| FORTY-5 | INT 543 |
| GALA | INT 557 |
| GALA XL | INT 559 |
| HEDRA W | INT 525 |
| KASKADE | INT 539 |
| LOOK IN | INT 535 |
| MONTUR | INT 547 |
| ORBIT | INT 519 |
| ORBIT PUNK | INT 517 |
| TIGA IN LED | INT 571 |
| TOPIX | INT 535 |
| ULTRA W | INT 529 |
| VISA | INT 553 |
| VISION | INT 567 |
| WANT-IT | INT 553 |
| WA-T | INT 567 |


DON'T MISS THESE WALL LUMINAIRES
▼ SEE EXTERIOR LIGHTING / WALL SURFACE ▼





SURE! ALL OUTDOOR FIXTURES CAN BE USED INDOORS!

NEW

# ORBIT PUNK



ORBIT PUNK LED GC-B

WIRELESS CONTROL CTRL DELTA R
Suitable for all dimmable luminaires.
**TECHNICAL DATA** ▸ PAG TEC 4

## ORBIT PUNK LED

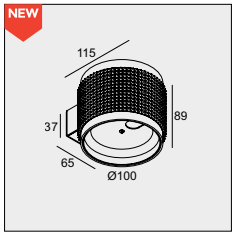


| | |
|---|---|
| 3000K / CRI>90 | 2700K / CRI>90 |
| 2 x LED 3W / 291lm / 350mA | 2 x LED 3W / 262lm / 350mA |
| MAINS DIMMING (FE) | |
| **271 08 93 ED8** ◇ | **271 08 92 ED8** ◇ |
| ◇ BP-MMAT / GC-B | |
| 220-240V / 0I50-60Hz | |
| □ 0,5 IP20 | |

## ORBIT PUNK HI

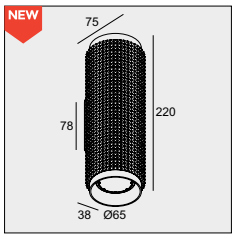


| |
|---|
| 2 x QPAR51 max.35W |
| **472 361 00** ◇ |
| ◇ BP / GC |
| GU10 / 100-240V / 50-60Hz |
| □ 0,6 IP20 0,5 |

**OPTIONS**
**LED** SOLUTION - PAG TEC 8

# ORBIT LED



ORBIT LED B-MMAT

WIRELESS CONTROL CTRL DELTA R
Suitable for all dimmable luminaires.
**TECHNICAL DATA** ▸ PAG TEC 4

## ORBIT T LED

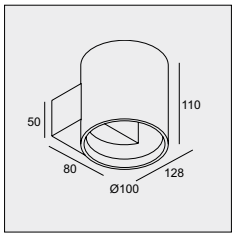


| | |
|---|---|
| 3000K / CRI>90 | 2700K / CRI>90 |
| LED 3W / 484lm / 24V-DC | |
| **271 05 93** ◇ | **271 05 92** ◇ |
| ◇ B-MMAT / W-W | |
| 220-240V / 50-60Hz | |
| ◇ 0,6 IP20 | |

## ORBIT LED

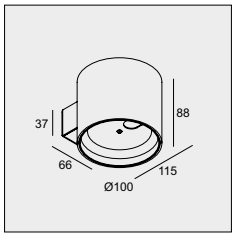


| | |
|---|---|
| 3000K / CRI>90 | 2700K / CRI>90 |
| 2 x LED 3W / 291lm / 350mA | 2 x LED 3W / 262lm / 350mA |
| MAINS DIMMING (FE) | |
| **271 04 93 ED8** ◇ | **271 04 92 ED8** ◇ |
| ◇ B-MMAT / W-W | |
| 220-240V / 50-60Hz | |
| □ 0,5 IP20 | |









NEW

# HEDRA 62 W



PLEASE FIND THE OTHER MEMBERS
▼ OF THIS FAMILY ▼



**INTERIOR**
CEILING SURFACE



**INTERIOR**
CEILING SUSPENDED



**PROFILES**

WIRELESS CONTROL
Suitable for all dimmable luminaires.
CTRL DELTA R

**TECHNICAL DATA** ▸ PAG TEC 4

## HEDRA 62 W DOWN-UP Hi

NEW

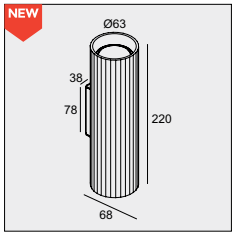


2 x QPAR51 max.35W

**472 362 00** ◇

◇ B / BBR / GC / W

GU10 / 100-240V / 50-60Hz

0,7 IP20 0,5

**OPTIONS**
**LED** SOLUTION - PAG TEC 8





# ULTRA W

GOOD DESIGN award



## ULTRA X LED

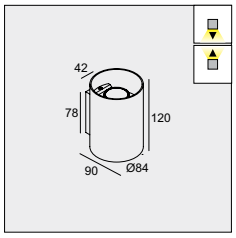


3000K / CRI>90

LED 7,1W / 805lm / 350mA

**279 61 811 930** ◇

◇ = A / N / W

100-240V / 50-60Hz

0,6 IP55

## ULTRA X DOWN-UP LED

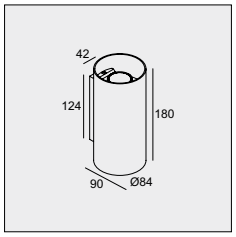


3000K / CRI>90

2 x LED 7,1W / 805lm / 350mA

**279 61 812 930** ◇

◇ = A / N / W

220-240V / 50-60Hz

0,9 IP55

## ULTRA TW HP

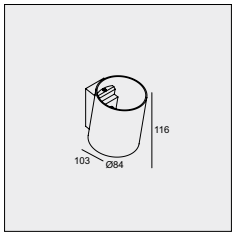


QT14 max.60W

**279 51 40** ◇

◇ W

G9 / 100-240V / 50-60Hz

0,3 IP20 0,1

## NEC+ULTRA 250 HI

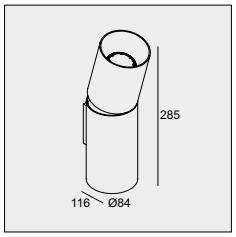


2 x QPAR51 max.50W

**279 52 62** ◇

◇ W

GU10 / 100-240V / 50-60Hz

1,0 IP20 0,5

**OPTIONS**
**LED** SOLUTION - PAG TEC 8



ARCHITECT: HASSELL STUDIO
PHOTOGRAPHY: NICOLE ENGLAND



ARCHITECT: HASSELL STUDIO
PHOTOGRAPHY: COLE ENGLAND



NINA MAYA INTERIORS
PHOTOGRAPHY: NICOLE ENGLAND



# TOPIX

reddot design award
winner 2009



# LOOK IN

DESIGNPREIS
2009
NOMINEE



WIRELESS CONTROL CTRL DELTA R
Suitable for all dimmable luminaires.
**TECHNICAL DATA** ▸ PAG TEC 4

## TOPIX

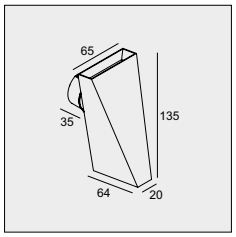


| 4000K / CRI>80 | 3000K / CRI>80 |
|---|---|
| 2 x LED [A] 1,1W / 130lm / 350mA | 2 x LED [A] 1,1W / 120lm / 350mA |
| **304 17 04** ◇ | **304 17 02** ◇ |

◇ = A / W

III 0,1 IP20

41 x 38

**REQUIREMENTS**
LED POWER SUPPLY 350mA-DC / DIM

**OPTIONS**
CONCRETE BOX 153 ▸ **302 20 21**
CONCRETE BOX TR 154 ▸ **302 20 22**

## LOOK IN

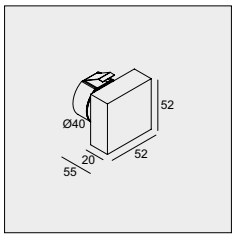


| 3000K / CRI>80 |
|---|
| LED [A] 1,1W / 120lm / 350mA |
| **304 13 02** ◇ |

◇ = A / W

III 0,1 IP20

41 x 38

**REQUIREMENTS**
LED POWER SUPPLY 350mA-DC / DIM

**OPTIONS**
CONCRETE BOX 153 ▸ **302 20 21**
CONCRETE BOX TR 154 ▸ **302 20 22**






NEW
KASKADE

## KASKADE 3DOWN

NEW

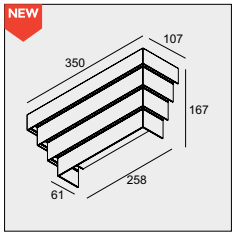


| |
|---|
| 3000K / CRI>90 |
| LED CLUSTER 21,5W / 2673lm / 500mA |
| 1-10V DIM |
| **405 35 30 93 ED1** ◇ |
| ◇ B / W |
| 110-240V / 50-60Hz |
| 1,8 IP20 |

## KASKADE 4DOWN-1UP

NEW

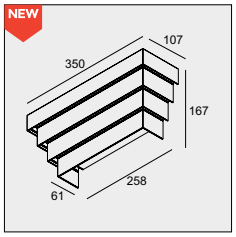


| |
|---|
| 3000K / CRI>90 |
| LED CLUSTER (UP) 4,5W / 538lm / 500mA<br>LED CLUSTER (DOWN) 25,5W / 3210lm / 500mA |
| 1-10V DIM |
| **405 35 41 93 ED1** ◇ |
| ◇ B / W |
| 110-240V / 50-60Hz |
| 1,8 IP20 |





# FORTY-5

reddot design award
winner

GOOD DESIGN award

interior innovation award 2015
Winner



# FIFTY-5



FIFTY-5 + INSERT MMAT



WIRELESS CONTROL
Suitable for all dimmable luminaires.
CTRL DELTA R

**TECHNICAL DATA** ▶ PAG TEC 4

## FORTY-5 L

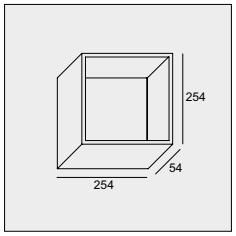


| |
|---|
| 3000K / CRI>80 |
| LED CLUSTER 3W / 520lm / 350mA |
| **278 71 12 L ◇** |
| ◇ W |
| 220-240V / 50-60Hz |
| ☐ 2,7 IP20 |

## FORTY-5 R

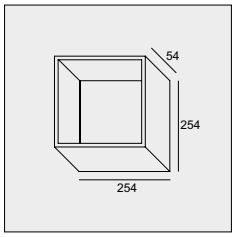


| |
|---|
| 3000K / CRI>80 |
| LED CLUSTER 3W / 520lm / 350mA |
| **278 71 12 R ◇** |
| ◇ W |
| 220-240V / 50-60Hz |
| ☐ 2,7 IP20 |

## FIFTY-5

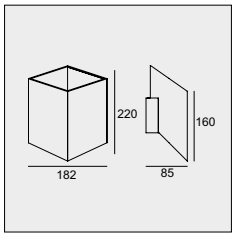


| | |
|---|---|
| 3000K / CRI>90 | 2700K / CRI>90 |
| 2 x LED 7,1W / 805lm / 350mA | 2 x LED 7,1W / 773lm / 350mA |
| MAINS DIMMING (FE) | |
| **278 73 812 930 ED8 ◇** | **278 73 812 920 ED8 ◇** |
| ◇ B-W / W-W | |
| 110-240V / 50-60Hz | |
| INCL.1 x INSERT B & MMAT (FOR W-W)<br>INCL.1 x INSERT MMAT & W (FOR B-W) | |
| ☐ 1,0 IP20 | |





# MONTUR

GOOD DESIGN award



WIRELESS CONTROL
Suitable for all dimmable luminaires.
CTRL DELTA R

TECHNICAL DATA ▶ PAG TEC 4

## MONTUR S LED

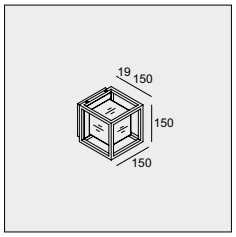


| 3000K / CRI>80 | 2700K / CRI>80 |
|---|---|
| LED CLUSTER 6,1W / 960lm / 350mA | |
| **232 112 83** ◇ | **232 112 82** ◇ |
| ◇ B | |
| 100-240V / 50-60Hz | |
| INCL.GLASS OPAL | |
| I 2,0 IP65 | |

## MONTUR S O E27

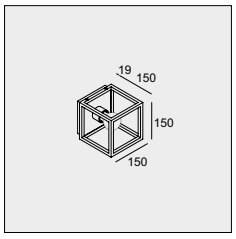


A60 max.40W

**232 111 00** ◇

◇ B / FBR / FG

E27Ls / 100-240V / 50-60Hz

I 1,1 IP20

**OPTIONS**
**LED** SOLUTION - PAG TEC 8

## MONTUR M LED

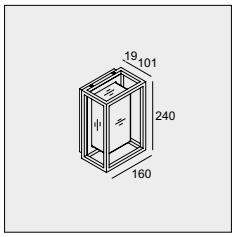


| 3000K / CRI>80 | 2700K / CRI>80 |
|---|---|
| LED CLUSTER 6,1W / 960lm / 350mA | |
| **232 212 83** ◇ | **232 212 82** ◇ |
| ◇ B | |
| 100-240V / 50-60Hz | |
| INCL.GLASS OPAL | |
| I 2,6 IP65 | |

## MONTUR M E27

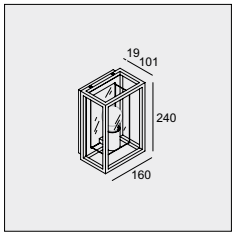


A60 max.40W

**232 213 00** ◇

◇ B

E27Ls / 100-240V / 50-60Hz

INCL.GLASS CLEAR

I 2,5 IP65

**OPTIONS**
**LED** SOLUTION - PAG TEC 8

## MONTUR M O E27

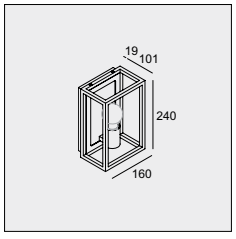


A60 max.40W

**232 211 00** ◇

◇ B / FBR / FG

E27Ls / 100-240V / 50-60Hz

I 1,3 IP20

**OPTIONS**
**LED** SOLUTION - PAG TEC 8


MONTUR M O E27
FBR - FLEMISH BRONZE


MONTUR M O E27
FG - FLEMISH GOLD


MONTUR M LED B

## MONTUR L PC LED

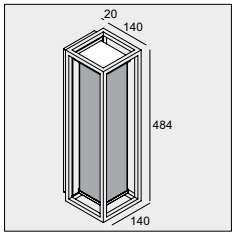


3000K / CRI>80

LED CLUSTER 14W / 2300lm / 700mA

**232 318 83** ◇

◇ B

220-240V / 0 | 50-60Hz

INCL.PC OPAL

I 2,6 IP54

## MONTUR L O E27

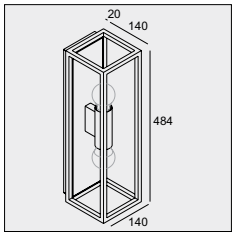


2 x A60 max.40W

**232 321 00** ◇

◇ B

2 x E27Ls / 100-240V / 50-60Hz

I 1,8 IP20

**OPTIONS**
**LED** SOLUTION - PAG TEC 8

## MONTUR SQL LED

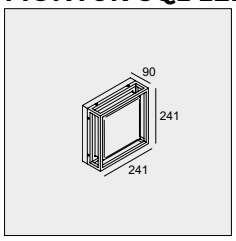


| 3000K / CRI>80 | 2700K / CRI>80 |
|---|---|
| LED CLUSTER 7W / 1180lm / 350mA | |
| **232 812 83** ◇ | **232 812 82** ◇ |
| ◇ B | |
| 100-240V / 50-60Hz | |
| INCL.GLASS OPAL | |
| I 2,1 IP65 | |

## MONTUR R LED

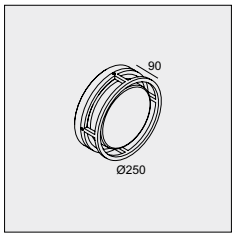


| 3000K / CRI>80 | 2700K / CRI>80 |
|---|---|
| LED CLUSTER 6W / 1000lm / 350mA | |
| **232 712 83** ◇ | **232 712 82** ◇ |
| ◇ B | |
| 100-240V / 50-60Hz | |
| INCL.GLASS OPAL | |
| I 2,1 IP65 | |


MONTUR R LED B


MONTUR SQL LED B


TRAINM



ARCHTECTS: THONE ARCHITECTUUR
INTERIOR DESIGN: TIM VAN STEENBERGEN



# WANT-IT



# VISA



WIRELESS CONTROL CTRL DELTA R
Suitable for all dimmable luminaires.
TECHNICAL DATA ▶ PAG TEC 4

## WANT-IT S X

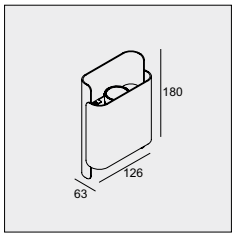


| 3000K / CRI>90 | 2700K / CRI>90 |
|---|---|
| 2 x LED 4,7W / 542lm / 240mA | 2 x LED 4,7W / 520lm / 240mA |
| **275 14 812 930** ◇ | **275 14 812 920** ◇ |
| ◇ W | |
| 110-240V / 50-60Hz | |
| 0,6 IP55 | |

## WANT-IT S

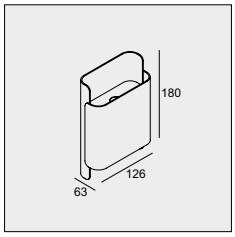


| 3000K / CRI>90 | 2700K / CRI>90 |
|---|---|
| 2 x LED 3W / 291lm / 350mA | 2 x LED 3W / 262lm / 350mA |
| MAINS DIMMING (FE) | |
| **275 12 82 93 ED8** ◇ | **275 12 82 92 ED8** ◇ |
| ◇ B-MMAT / W-W | |
| 220-240V / 0l50-60Hz | |
| 0,6 IP20 | |

## WANT-IT L

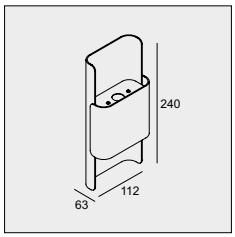


| 3000K / CRI>90 | 2700K / CRI>90 |
|---|---|
| 2 x LED 3W / 291lm / 350mA | 2 x LED 3W / 262lm / 350mA |
| MAINS DIMMING (FE) | |
| **275 13 82 93 ED8** ◇ | **275 13 82 92 ED8** ◇ |
| ◇ B-MMAT / W-W | |
| 220-240V / 0l50-60Hz | |
| 0,5 IP20 | |

## VISA LED

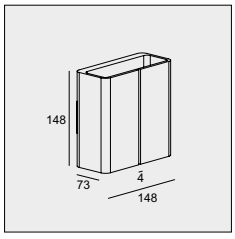


| 3000K / CRI>80 | 2700K / CRI>80 |
|---|---|
| 4 x LED 1,1W / 120lm / 350mA | 4 x LED 1,1W / 115lm / 350mA |
| **275 07 24** ◇ | **275 07 34** ◇ |
| ◇ B / W | |
| 120-240V / 50-60Hz | |
| 0,9 IP55 | |

## VISA

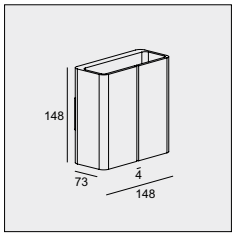


| 2 x QT14 max.60W |
|---|
| **275 07 42** ◇ |
| ◇ W |
| G9 / 100-240V / 50-60Hz |
| 1,3 IP20 0,1 |





# GALA



## GALA T

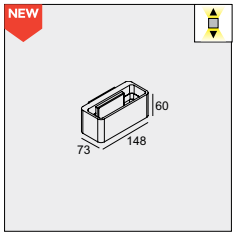


| 3000K / CRI>90 | 2700K / CRI>90 |
|---|---|
| LED CLUSTER 9,4W / 1479lm / 350mA | LED CLUSTER 9,4W / 1422lm / 350mA |
| **12220 9300** ◇ | **12220 9200** ◇ |
| ◇ W | |
| 220-240V / 50-60Hz | |
| 0,5 IP20 | |

## GALA L OK LED

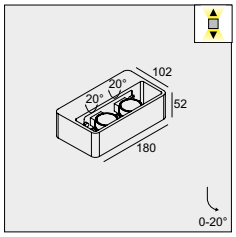


| 3000K / CRI>90 | 2700K / CRI>90 |
|---|---|
| 2 x LED 4,7W / 542lm / 240mA | 2 x LED 4,7W / 520lm / 240mA |
| **275 04 812 930** ◇ | **275 04 812 920** ◇ |
| ◇ B / W | |
| 100-240V / 50-60Hz | |
| 1,0 IP55 | |

## GALA L LED

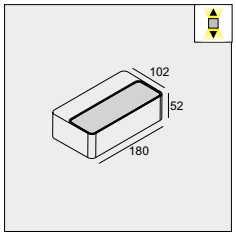


| 3000K / CRI>80 | 2700K / CRI>80 |
|---|---|
| LED CLUSTER 6,1W / 960lm / 350mA | |
| **275 04 52** ◇ | **275 04 53** ◇ |
| ◇ N / W | |
| 100-240V / 50-60Hz | |
| 0,8 IP65 | |

# GALA XL



WIRELESS CONTROL CTRL DELTA R
Suitable for all dimmable luminaires.
**TECHNICAL DATA** ▶ PAG TEC 4

## GALA XL LP

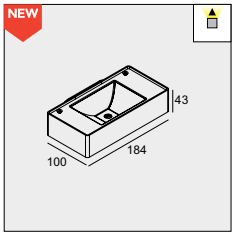


| | |
|---|---|
| 3000K / CRI>90 | 2700K / CRI>90 |
| LED 7,1W / 805lm / 350mA | LED 7,1W / 773lm / 350mA |
| MAINS DIMMING (FE) | |
| **12219 9308** ◇ | **12219 9208** ◇ |
| ◇ W | |
| 220-240V / 50-60Hz | |
| 0,8 IP20 | |

## GALA XL

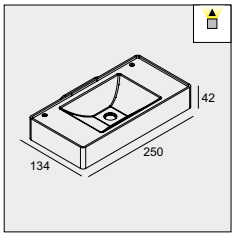


| |
|---|
| 3000K / CRI>90 |
| LED 13,8W / 1232lm / 500mA |
| MAINS DIMMING (FE) |
| **275 161 93 ED8** ◇ |
| ◇ W |
| 220-240V / 50-60Hz |
| 1,2 IP20 |

## GALA XL HP

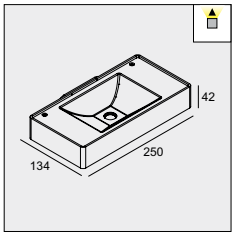


| |
|---|
| 3000K / CRI>90 |
| LED 32,6W / 3337llm / 850mA |
| 1-10V DIM |
| **275 162 93 ED1** ◇ |
| ◇ W |
| 220-240V / 50-60Hz |
| 1,2 IP20 |

## GALA XL R

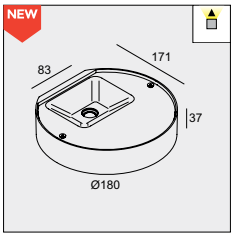


| |
|---|
| 3000K / CRI>90 |
| LED 13,8W / 1232lm / 500mA |
| 1-10V DIM |
| **275 163 93 ED1** ◇ |
| ◇ W |
| 220-240V / 50-60Hz |
| 0,8 IP20 |

## GALA XL R HP

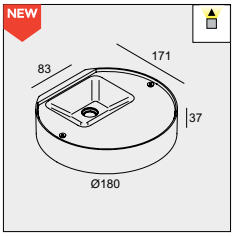


| |
|---|
| 3000K / CRI>90 |
| LED 26,3W / 2822lm / 700mA |
| 1-10V DIM |
| **275 164 93 ED1** ◇ |
| ◇ W |
| 220-240V / 50-60Hz |
| 0,8 IP20 |


CASTEELKEN



NEW

# BREESS

Breess is a stylized and decorative indirect wall mounted luminaire, inspired on the poetic movement from sheets of paper, twirling in the wind. The luminaires can be used as an individual, playful lighting accent or mounted in a symmetric or asymmetric set-up. By mounting multiple Breess luminaires in a composition, a dynamic play of light is created on the wall. Breess comes in two versions, either "portrait" or "landscape", referring to the orientation of a printed sheet of paper, both curled up from 1 corner. Either version can be mounted on the wall in 2 directions, by combining different models and multiple ways of mounting an infinite amount of unique set-ups can be created. The thin curled front panel uses a similar length-to-width ratio as regular A4 paper sheets and has a matt white finishing, referring to a standard sheet of paper and its most common colour.
By adding a hidden wall fixation to the thin sheet, the luminaires seem to float against the wall, enhancing the sense of space around the luminaire, perfectly applicable in residential and hospitality projects, bars and restaurants.

DESIGN BY **LUC RAMAEL** FOR **DELTA LIGHT®**





WIRELESS CONTROL
Suitable for all dimmable luminaires.
CTRL DELTA R
**TECHNICAL DATA** ▸ PAG TEC 4

## BREESS 25

NEW

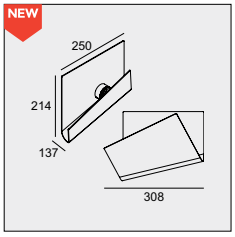


| 3000K / CRI>90 | 2700K / CRI>90 |
|---|---|
| LED 7,1W / 805lm / 350mA | LED 7,1W / 773lm / 350mA |
| MAINS DIMMING (FE) | |
| **24511 9308** ◇ | **24511 9208** ◇ |
| ◇ W | |
| 220-240V / 50-60Hz | |
| □ 1,2 IP20 | |

## BREESS 36

NEW

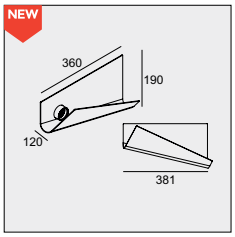


| 3000K / CRI>90 | 2700K / CRI>90 |
|---|---|
| LED 7,1W / 805lm / 350mA | LED 7,1W / 773lm / 350mA |
| MAINS DIMMING (FE) | |
| **24512 9308** ◇ | **24512 9208** ◇ |
| ◇ W | |
| 220-240V / 50-60Hz | |
| □ 1,2 IP20 | |







# WA-T



# VISION

GOOD DESIGN award



WIRELESS CONTROL CTRL DELTA R
Suitable for all dimmable luminaires.
TECHNICAL DATA ▸ PAG TEC 4

## WA-T

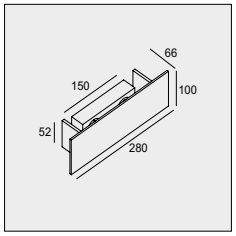


| | |
|---|---|
| 3000K / CRI>90 | 3000-2000K / CRI>90 |
| LED 7,5W / 700lm / 500mA | LED 9,5W / 690lm / 250mA |
| NON DIM | MAINS DIMMING (FE) |
| **275 15 93** ◇ | **275 15 1902 ED8** ◇ |
| ◇ B-MMAT / W-W | |
| 100-240V / 50-60Hz | 220-240V / 50-60Hz |

0,9 IP20

## VISION LED

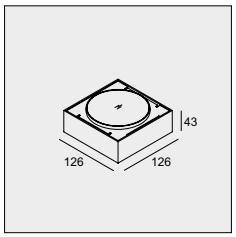


| | |
|---|---|
| 3000K / CRI>80 | 2700K / CRI>80 |
| 2 x LED 1,6W / 168lm / 500mA | 2 x LED 1,6W / 160lm / 500mA |
| **278 25 22** ◇ | **278 25 23** ◇ |
| ◇ W / W-C | |
| 100-240V / 50-60Hz | |

0,9 IP20

## VISION

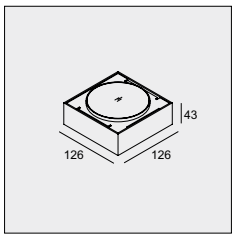


| |
|---|
| QT14 max.60W |
| **278 25 40** ◇ |
| ◇ W / W-C |
| G9 / 100-240V / 50-60Hz |

0,9 IP20 0,5


VISION W-C





# TIGA



# BOXY WL+



WIRELESS CONTROL CTRL DELTA R
Suitable for all dimmable luminaires.
TECHNICAL DATA ▶ PAG TEC 4

## TIGA IN LED

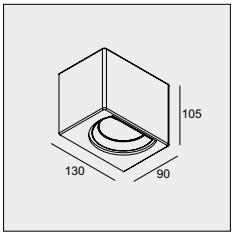


| 3000K / CRI>90 | 2700K / CRI>90 |
|---|---|
| LED 7,1W / 805lm / 350mA | LED 7,1W / 773lm / 350mA |
| MAINS DIMMING (FE) | |
| **223 753 811 932 ED8** ◇ | **223 753 811 922 ED8** ◇ |
| ◇ B-MMAT / W-W | |
| 220-240V / 50-60Hz | |
| 1,3 IP20 | |

**ACCESSORIES**
TIGA V-PLATE

## TIGA LED BS

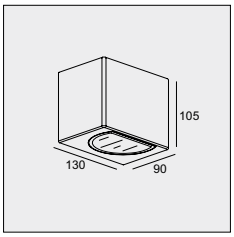


| 3000K / CRI>90 | 2700K / CRI>90 |
|---|---|
| LED 7,1W / 805lm / 350mA | LED 7,1W / 773lm / 350mA |
| MAINS DIMMING (FE) | |
| **223 752 811 932 ED8** ◇ | **223 752 811 922 ED8** ◇ |
| ◇ = A / G / W | |
| 110-240V / 50-60Hz | |
| 1,4 IP65 | |

## TIGA LED

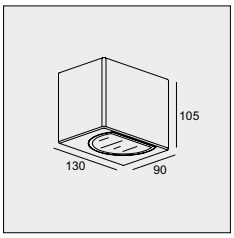


| 3000K / CRI>90 | 2700K / CRI>90 |
|---|---|
| LED 7,1W / 805lm / 350mA | LED 7,1W / 773lm / 350mA |
| MAINS DIMMING (FE) | |
| **223 751 811 932 ED8** ◇ | **223 751 811 922 ED8** ◇ |
| ◇ = A / G / W | |
| 110-240V / 50-60Hz | |
| 1,4 IP65 | |

## BOXY WL+

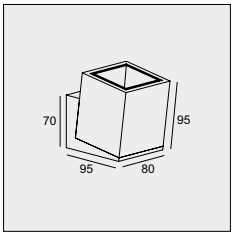


| 3000K / CRI>90 | 2700K / CRI>90 |
|---|---|
| LED 7,1W / 805lm / 350mA | LED 7,1W / 743lm / 350mA |
| MAINS DIMMING (FE) | |
| 33° | |
| **251 69 811 932 ED8** ◇ | **251 69 811 922 ED8** ◇ |
| ◇ W-W | |
| 110-240V / 50-60Hz | |
| 0,9 IP20 IP53 | |

**OPTIONS**
**LED** SOLUTION - PAG TEC 8

## TIGA V-PLATE

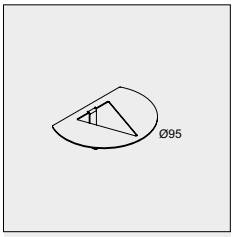


**223 753 01** ◇
◇ B / W
0,1


TIGA IN LED + 1 x TIGA V-PLATE


TIGA IN LED + 2 x TIGA V-PLATE


TIGA LED BS





# FEMTOLINE WALL





## FEMTOLINE W DOWN-UP

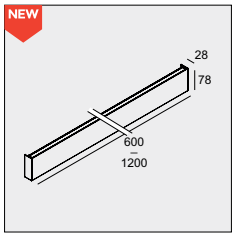


| | |
|---|---|
| 3000K / CRI>90 | |
| LED CLUSTER (UP) 9W / 840lm / 24V-DC<br>LED CLUSTER (DOWN) 9W / 840lm / 24V-DC | LED CLUSTER (UP) 18,2W / 1680lm / 24V-DC<br>LED CLUSTER (DOWN) 18,2W / 1680lm / 24V-DC |
| L 600mm / 1,0 | L 12900mm / 1,6 |
| **270 63 06 93** ◇ | **270 63 12 93** ◇ |
| ◇ B / W | |
| 220-240V / 50-60Hz | |
| I IP20 | |

## FEMTOLINE TP WALL 60

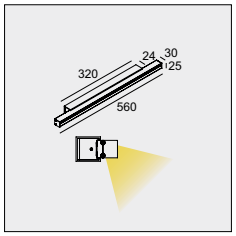


| |
|---|
| 3000K / CRI>90 |
| LEDFLEX 11,9W / 1155lm / 24V-DC |
| **270 75 060** ◇ |
| ◇ = C / W |
| 220-240V / 0 \| 50-60Hz |
| 0,9 IP44 |

## FEMTOLINE TP WALL 100

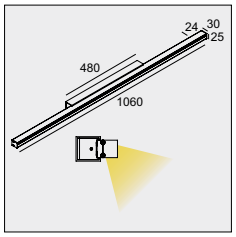


| |
|---|
| 3000K / CRI>90 |
| LEDFLEX 22,6W / 2205lm / 24V-DC |
| **270 75 100** ◇ |
| ◇ = C / W |
| 100-240V / 50-60Hz |
| 1,3 IP44 |





# STAND
# ALONE

Stand-alone luminaires allow you to add the finishing touch to your interior design, upgrade your office environment or cater for a purely functional need. Thanks to their unique design and choice of material, they can easily be placed anywhere in the room, whilst also adding additional style and elegance.

**www.deltalight.com/IFS**

To discover more, or download technical files of your preferred product, just add the product reference (without colour) or name to the deltalight.com url. E.g. www.deltalight.com/41431811922 or www.deltalight.com/spy-trimless



NEW

CTRL DELTA IN

# XY180 F

DESIGN BY **OMA** FOR **DELTA LIGHT®**



**— The design ambition was to step away from a luminaire that simply relied on shape, towards a design focused on performance—**

## XY180 F120 WDL

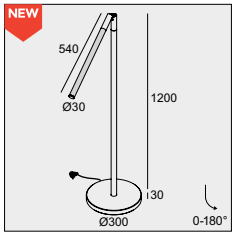


| |
|---|
| 3000K / CRI>90 |
| LED CLUSTER 8,9W / 1050lm |
| WIRELESS DIM |
| **422 912 93 WDL ◇** |
| ◇ = B |
| 220-240V / 50-60Hz |

MARBLE BASE
INCL.CORD 2m + PLUG CEE 7/7
INCL.WIRELESS DIMMABLE CONTROL

5,4 IP20





# SUPERNOVA F



## SUPERNOVA F

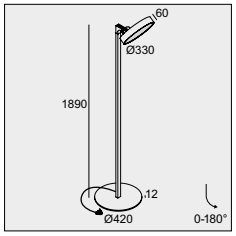


| |
|---|
| 3000K / CRI>80 |
| LED CLUSTER 22W / 2600lm / 1050mA |
| **274 84 3224** ◇ |
| ◇ = W |
| 220-240V / 50-60Hz |
| SWITCH ON/OFF + DIMMING 1-100%<br>INCL.CORD 2m + PLUG CEE 7/7 |
| I 9,5 IP20 |





# TRACK
# LIGHTING

Track lighting forms the basis of variable and flexible lighting design, as it is easy to adapt to the changing use and set-up of a space.
Delta Light further upgrades these benefits by offering track luminaires with unrivaled flexibility, supreme performance and efficiency results in award-winning designs.
A comprehensive choice in light source and accessories offers solutions for hospitality, residential, retail or public spaces.

**www.deltalight.com/track**

To discover more, or download technical files of your preferred product,
just add the product reference (without colour) or name to the deltalight.com url.
E.g. www.deltalight.com/41431811922 or www.deltalight.com/spy-trimless



CALLEWAERT VANLANGENDONCK GALLERY
PHOTOGRAPHY: DOROTHEE DUBOIS

# INDEX





**FRAGMA ADM**
INT 601



**YOU-TURN ADM**
INT 629




**SPY 66 ADM**
INT 607



**SUPER-OH! XS PIVOT ADM**
INT 639



**SPY FOCUS ADM**
INT 609



**SUPERNOVA XS ADM**
INT 643




**MAXISPY DYNAMIC FOCUS ADM**
INT 612



**MAXISPY 95 ADM**
INT 615



**BOXY R ADM**
INT 623

TRACK

| | |
|---|---|
| BOXY R ADM | INT 623 |
| FRAGMA ADM | INT 601 |
| MAXISPY 95 ADM | INT 615 |
| MAXISPY ADM | INT 611 |
| SPY 66 ADM | INT 607 |
| SPY FOCUS ADM | INT 609 |
| SUPERNOVA XS PIVOT ADM | INT 643 |
| SUPER-OH! XS PIVOT ADM | INT 639 |
| YOU-TURN ADM | INT 629 |

CTRL DELTA C

## COMPOSITION

1 TRACK 3F DIM IN
2 ENDCAP / SUPPLY / CORNERS
3 FIXATION
4 ACCESSORIES

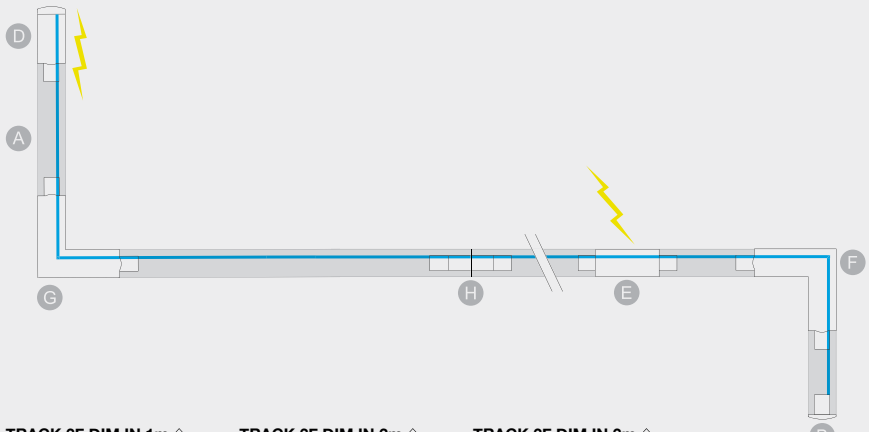


## 1 TRACK.

A

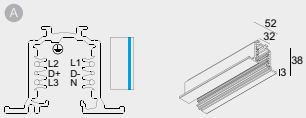


**TRACK 3F DIM IN 1m ◇**
**200 13 410 ◇**
◇ = B / W (RAL 9010)
110-240V / 50-60Hz / 3F
IP20
0,8

**TRACK 3F DIM IN 2m ◇**
**200 13 420 ◇**
◇ = B / W (RAL 9010)
110-240V / 50-60Hz / 3F
IP20
1,6

**TRACK 3F DIM IN 3m ◇**
**200 13 430 ◇**
◇ = B / W (RAL 9010)
110-240V / 50-60Hz / 3F
IP20
2,4

## 2 ENDCAP / SUPPLY / CORNERS.

B

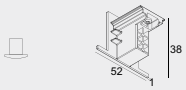


**TRACK IN END CAP ◇**
**200 13 41 ◇**
◇ = B / W (RAL 9010)
0,1

C

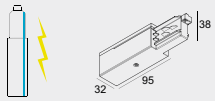


**TRACK END SUPPLY 11 ◇**
**200 12 11 ◇**
◇ = B / W (RAL 9010)
110-240V / 50-60Hz
0,1 IP20

+

**TRACK IN END COVER ◇**
**200 13 11 ◇**
◇ = B / W (RAL 9010)
0,1

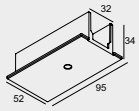


D

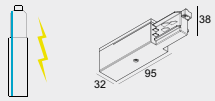


**TRACK END SUPPLY 12 ◇**
**200 12 12 ◇**
◇ = B / W (RAL 9010)
110-240V / 50-60Hz
0,1 IP20

+

**TRACK IN END COVER ◇**
**200 13 11 ◇**
◇ = B / W (RAL 9010)
0,1

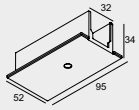


E

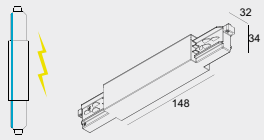


**TRACK MIDDLE SUPPLY ◇**
**200 12 14 ◇**
◇ = B / W (RAL 9010)
110-240V / 50-60Hz
0,1 IP20

+

**TRACK IN MIDDLE COVER ◇**
**200 13 14 ◇**
◇ = B / W (RAL 9010)
0,1

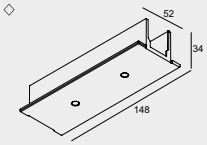


F

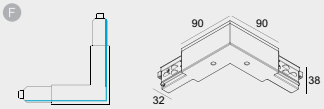


**TRACK CORNER 90° OUT ◇**
**200 12 35 ◇**
◇ = B / W (RAL 9010)
0,1 IP20

+

**TRACK IN 90° COVER ◇**
**200 13 12 ◇**
◇ = B / W (RAL 9010)
0,1

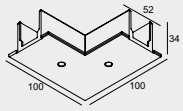


G

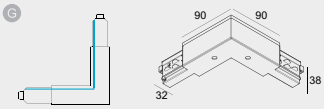


**TRACK CORNER 90° IN ◇**
**200 12 34 ◇**
◇ = B / W (RAL 9010)
0,1 IP20

+

**TRACK IN 90° COVER ◇**
**200 13 12 ◇**
◇ = B / W (RAL 9010)
0,1

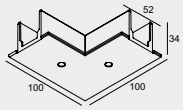


H

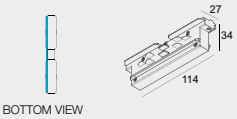


BOTTOM VIEW

**TRACK CORNER 180° ◇**
**200 12 21 ◇**
◇ = B / W (RAL 9010)
0,1 IP20

# TRACK 3F DIM IN

## 3 FIXATION.

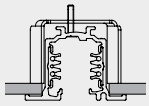

40 x (L + ENDCAP / SUPPLY / CORNERS) x 70

min.5 - max.25

**TRACK INSIDE CLIP**
**200 13 14 01**
0,1

## 4 ACCESSORIES

**TRACK CUTTING TOOL**
**200 12 01**
0,2

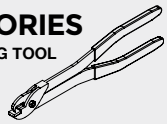

CTRL DELTA C

## COMPOSITION

1 TRACK 3F DIM ON
2 ENDCAP / SUPPLY / CORNERS
3 FIXATION
4 CURRENT SUPPLY
5 ACCESSORIES
6 OPTIONS

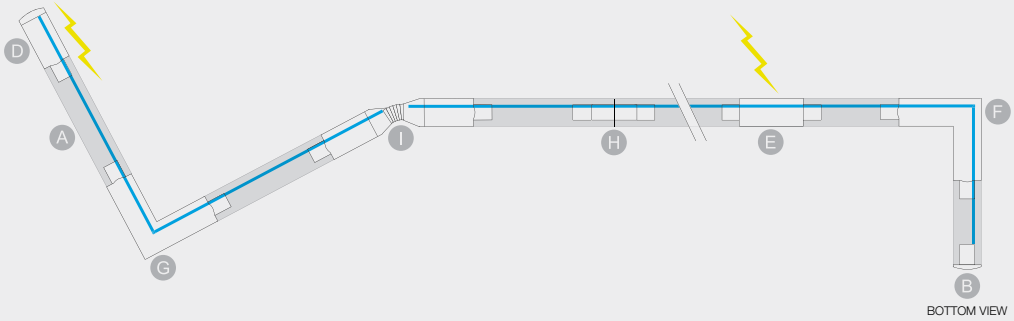

BOTTOM VIEW

## 1 TRACK.

A

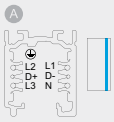


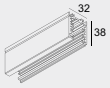


**TRACK 3F DIM ON 1m ◇**
**200 12 410 ◇**
◇ = B / W (RAL 9010)
110-240V / 50-60Hz / 3F
IP20
0,8

**TRACK 3F DIM ON 2m ◇**
**200 12 420 ◇**
◇ = B / W (RAL 9010)
110-240V / 50-60Hz / 3F
IP20
1,6

**TRACK 3F DIM ON 3m ◇**
**200 12 430 ◇**
◇ = B / W (RAL 9010)
110-240V / 50-60Hz / 3F
IP20
2,4

## 2 ENDCAP / SUPPLY / CORNERS.

B

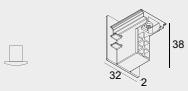


**TRACK ON END CAP ◇**
**200 12 41 ◇**
◇ = B / W (RAL 9010)
0,1

C

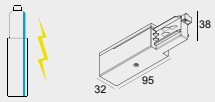


**TRACK END SUPPLY 11 ◇**
**200 12 11 ◇**
◇ = B / W (RAL 9010)
110-240V / 50-60Hz
0,1 IP20

D

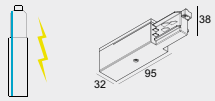


**TRACK END SUPPLY 12 ◇**
**200 12 12 ◇**
◇ = B / W (RAL 9010)
110-240V / 50-60Hz
0,1 IP20

E

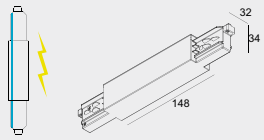


**TRACK MIDDLE SUPPLY ◇**
**200 12 14 ◇**
◇ = B / W (RAL 9010)
110-240V / 50-60Hz
0,1 IP20

F

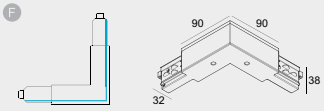


**TRACK CORNER 90° OUT ◇**
**200 12 35 ◇**
◇ = B / W (RAL 9010)
0,1 IP20

G

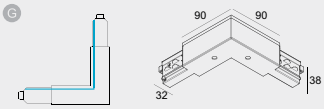


**TRACK CORNER 90° IN ◇**
**200 12 34 ◇**
◇ = B / W (RAL 9010)
0,1 IP20

H

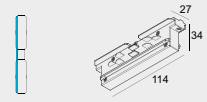


**TRACK CORNER 180° ◇**
**200 12 21 ◇**
◇ = B / W (RAL 9010)
0,1 IP20

I

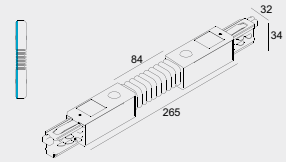

BOTTOM VIEW

**TRACK FLEX CORNER ◇**
**200 12 24 ◇**
◇ = B / W (RAL 9010)
0,1 IP20
FLEXIBLE 60° - 300°

**TRACK T CORNER ON REQUEST**

# TRACK 3F DIM ON

## 3 FIXATION

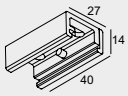


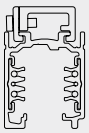

**TRACK DIM ON DIRECT FIXATION ◇**
**200 12 02 ◇**
◇ = ANO
0,1

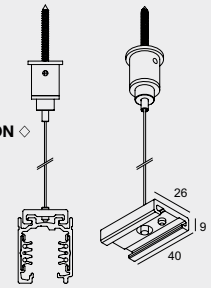


**TRACK DIM ON SUSPENSION 3,0**
**200 12 13**
**L 3,0m**
0,1

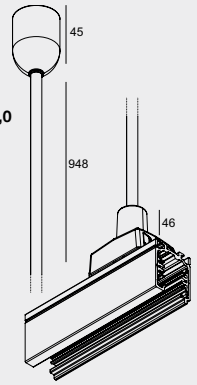


**TRACK DIM ON ROD SUSPENSION 1,0**
**200 12 50 ◇**
◇ = A / B / W
**L 948mm**
0,1

## 4 CURRENT SUPPLY

**TRACK CURRENT SUPPLY 5 x 0,75mm² 3,0m**
**200 99 53**
L 3,0m / 5 x 0,75mm²

**OPTIONS**
CABLE BASE R/S
0,3



## 5 ACCESSORIES

**TRACK CUTTING TOOL**
**200 12 01**
0,2

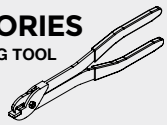

## 6 OPTIONS

| INSTALLATION | C / A B | |
|---|---|---|
| **CABLE BASE R ◇**<br>**203 99 55 ◇**<br>◇ = ANO / B / W | Ø57 x 41 |  |
| **CABLE BASE S ◇**<br>**203 99 56 ◇**<br>◇ = ANO / B / W | 57 x 57 x 41 |  |
| **COVERSET R ◇**<br>**204 00 62 ◇**<br>**204 00 90 ◇**<br>**204 00 100 ◇**<br>◇ = ANO / B / W | <br>Ø62<br>Ø90<br>Ø100 |  |
| **COVERSET S ◇**<br>**204 62 62 ◇**<br>**204 80 80 ◇**<br>**204 90 90 ◇**<br>◇ = ANO / B / W | <br>62 x 62<br>80 x 80<br>90 x 90 |  |

CTRL DELTA C

## COMPOSITION

1 TRACK 3F DIM H
2 ENDCAP / SUPPLY / CORNERS
3 FIXATION
4 CURRENT SUPPLY
5 ACCESSORIES
6 OPTIONS

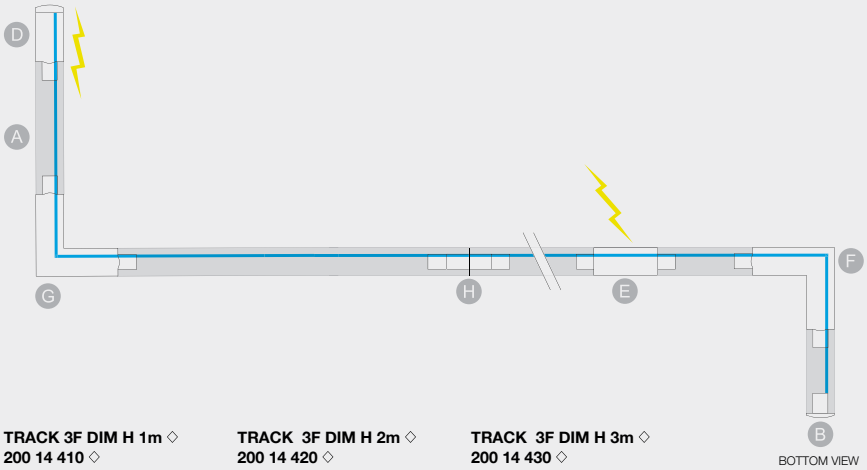


## 1 TRACK.

A

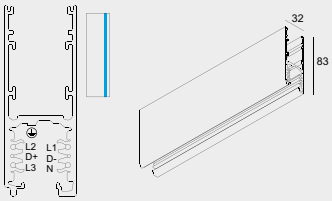


**TRACK 3F DIM H 1m ◇**
**200 14 410 ◇**
◇ = B / W (RAL 9010)
110-240V / 50-60Hz / 3F
IP20
0,8

**TRACK 3F DIM H 2m ◇**
**200 14 420 ◇**
◇ = B / W (RAL 9010)
110-240V / 50-60Hz / 3F
IP20
1,6

**TRACK 3F DIM H 3m ◇**
**200 14 430 ◇**
◇ = B / W (RAL 9010)
110-240V / 50-60Hz / 3F
IP20
2,4

## 2 ENDCAP / SUPPLY / CORNERS.

B

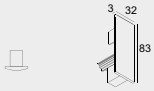


**TRACK H END CAP ◇**
**200 14 41 ◇**
◇ = B / W (RAL 9010)
0,1

C

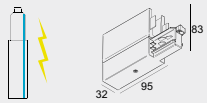


**TRACK H END SUPPLY 11 ◇**
**200 14 11 ◇**
◇ = B / W (RAL 9010)
220-240V / 50-60Hz
0,1 IP20

D

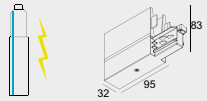


**TRACK H END SUPPLY 12 ◇**
**200 14 12 ◇**
◇ = B / W (RAL 9010)
110-240V / 50-60Hz
0,1 IP20

E

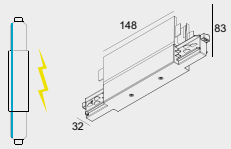


**TRACK H MIDDLE SUPPLY ◇**
**200 14 14 ◇**
◇ = B / W (RAL 9010)
110-240V / 50-60Hz
0,1 IP20

F

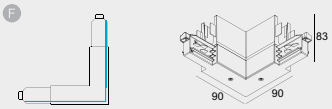


**TRACK H CORNER 90° OUT ◇**
**200 14 35 ◇**
◇ = B / W (RAL 9010)
0,1 IP20

G

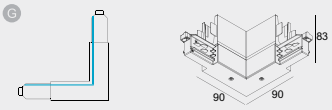


**TRACK H CORNER 90° IN ◇**
**200 14 34 ◇**
◇ = B / W (RAL 9010)
0,1 IP20

H

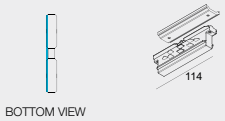


**TRACK H CORNER 180° ◇**
**200 14 21 ◇**
◇ = B / W (RAL 9010)
0,1 IP20

# TRACK 3F DIM H

## 3 FIXATION

**TRACK DIM H SUSPENSION 3,0**
**200 14 13**
**L 3,0m**
0,1

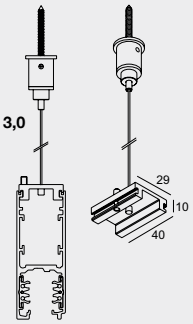


## 4 CURRENT SUPPLY

**TRACK CURRENT SUPPLY 5 x 0,75mm² 3,0m**
**200 99 53**
L 3,0m / 5 x 0,75mm²

OPTIONS
CABLE BASE R/S



## 5 ACCESSORIES

**TRACK CUTTING TOOL**
**200 12 01**
0,2

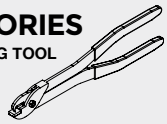

## 6 OPTIONS

| INSTALLATION | | |
|---|---|---|
| **CABLE BASE R ◇**<br>**203 99 55 ◇**<br>◇ = ANO / B / W | Ø57 x 41 | |
| **CABLE BASE S ◇**<br>**203 99 56 ◇**<br>◇ = ANO / B / W | 57 x 57 x 41 | |
| **COVERSET R ◇**<br>**204 00 62 ◇**<br>**204 00 90 ◇**<br>**204 00 100 ◇**<br>◇ = ANO / B / W | <br>Ø62<br>Ø90<br>Ø100 | |
| **COVERSET S ◇**<br>**204 62 62 ◇**<br>**204 80 80 ◇**<br>**204 90 90 ◇**<br>◇ = ANO / B / W | <br>62 x 62<br>80 x 80<br>90 x 90 | |

**LED PROFILE UP**

**SHL19-PROFILE 3m◇**
**398 03 00 ◇**
◇ = ANO
EXCL.PC
L: 3m

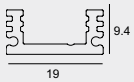


**SHL19-PC CLEAR 3m**
**398 03 05 CL**
L: 3m

**SHL19-PC SBL 3m**
**398 03 05 SBL**
L: 3m

**SHL19-ENDCAP SET ◇**
**398 03 03 01 ◇**
◇ = A
SET OF 2 PCS

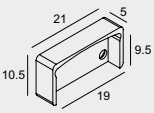


**SHL19-MOUNTING CLIP SET**
**200 14 06**
SET OF 10 PCS

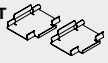

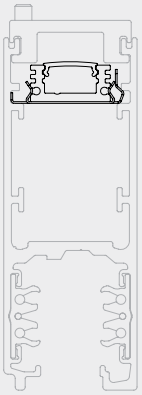



SHL19-PROFILE + SHL19 - PC CLEAR



SHL19-PROFILE + SHL19 - PC SBL

NEW

# FRAGMA ADM

Based on the design language of Polesano, Fragma uses the LED Caset® technology with multiple LEDs combined with individual lenses to create uniform and clean light effects. As so, no matter which size of Fragma is being used, each beam angle will have the same outcome. To change the beam angle of the Fragma, sheets with microlenses can be put in front of the luminaire. The thin sheets alter the way the light exits the luminaire, but do not change the visual appearance of the track spot.
With Fragma Delta Light offers a complete lighting tool to the designer, as all versions have a range of light refining accessories and various dimming options.

**www.deltalight.com/fragma**





NEW

# FRAGMA ADM



FRAGMA 4x4 ADM 14°



FRAGMA 4x4 ADM 26°



FRAGMA 4x4 ADM 47°



LENS





SOFTENING LENS



LINEAR SPREAD LENS - HORIZONTAL



LINEAR SPREAD LENS - VERTICAL



WALLWASH LENS



HONEYCOMB





EFFECT HONEYCOMB



RASTER





EFFECT RASTER



FLAPS

## FRAGMA 2x2 ADM

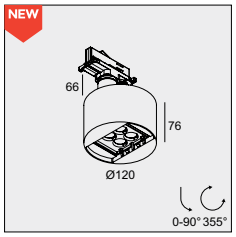


| | 3000K / CRI>90 | | | 4000K / CRI>90 | | |
|---|---|---|---|---|---|---|
| | LED CLUSTER 10,2W / 1063lm / 900mA | | | LED CLUSTER 10,2W / 1160lm / 900mA | | |
| | 14° | 26° | 47° | 14° | 26° | 47° |
| NON DIM | **23612 9310** ◇ | **23612 9310** ◇ + **23613 0030** | **23612 9310** ◇ + **23613 0060** | **23612 9410** ◇ | **23612 9410** ◇ + **23613 0030** | **23612 9410** ◇ + **23613 0060** |
| 1-10V DIM | **23612 9311** ◇ | **23612 9311** ◇ + **23613 0030** | **23612 9311** ◇ + **23613 0060** | **23612 9411** ◇ | **23612 9411** ◇ + **23613 0030** | **23612 9411** ◇ + **23613 0060** |
| DALI DIM | **23612 9315** ◇ | **23612 9315** ◇ + **23613 0030** | **23612 9315** ◇ + **23613 0060** | **23612 9415** ◇ | **23612 9415** ◇ + **23613 0030** | **23612 9415** ◇ + **23613 0060** |
| 1-10V P DIM** | **23612 931P** ◇ | **23612 931P** ◇ + **23613 0030** | **23612 931P** ◇ + **23613 0060** | **23612 941P** ◇ | **23612 941P** ◇ + **23613 0030** | **23612 941P** ◇ + **23613 0060** |
| WDL* | **23612 931W** ◇ | **23612 931W** ◇ + **23613 0030** | **23612 931W** ◇ + **23613 0060** | **23612 941W** ◇ | **23612 941W** ◇ + **23613 0030** | **23612 941W** ◇ + **23613 0060** |

◇ B / W

220-240V / 50-60Hz (DALI DIM & WDL) - 110-240V / 50-60Hz (NON DIM & 1-10V DIM)

◇ 0,9 IP20

* WIRELESS DIM
** 1-10V POTENTIOMETER DIM

**REQUIREMENTS**
TRACK 3F DIM IN / ON / H ▸ PAG INT 592-597

**ACCESSORIES** (ONLY FOR 14°)
SOFTENING LENS 2x2 ▸ **23613 0090**
WALLWASH LENS 2x2 ▸ **23613 0180**
LINEAR SPREAD LENS 2x2 ▸ **23613 0140**
HONEYCOMB 2x2 ◇ ▸ **23613 0240 B**
RASTER 2x2 ▸ **23613 0270**

TRACK

## FRAGMA 3x3 ADM

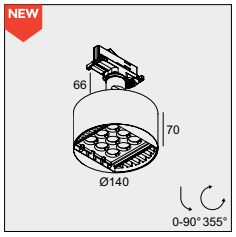


| | 3000K / CRI>90 | | | 4000K / CRI>90 | | |
|---|---|---|---|---|---|---|
| | LED CLUSTER 23,1W / 2390lm / 900mA | | | LED CLUSTER 23,1W / 2610lm / 900mA | | |
| | 14° | 26° | 47° | 14° | 26° | 47° |
| NON DIM | **23611 9310** ◇ | **23611 9310** ◇ + **23613 0020** | **23611 9310** ◇ + **23613 0050** | **23611 9410** ◇ | **23611 9410** ◇ + **23613 0020** | **23611 9410** ◇ + **23613 0050** |
| 1-10V DIM | **23611 9311** ◇ | **23611 9311** ◇ + **23613 0020** | **23611 9311** ◇ + **23613 0050** | **23611 9411** ◇ | **23611 9411** ◇ + **23613 0020** | **23611 9411** ◇ + **23613 0050** |
| DALI DIM | **23611 9315** ◇ | **23611 9315** ◇ + **23613 0020** | **23611 9315** ◇ + **23613 0050** | **23611 9415** ◇ | **23611 9415** ◇ + **23613 0020** | **23611 9415** ◇ + **23613 0050** |
| 1-10V P DIM** | **23611 931P** ◇ | **23611 931P** ◇ + **23613 0020** | **23611 931P** ◇ + **23613 0050** | **23611 941P** ◇ | **23611 941P** ◇ + **23613 0020** | **23611 941P** ◇ + **23613 0050** |
| WDL* | **23611 931W** ◇ | **23611 931W** ◇ + **23613 0020** | **23611 931W** ◇ + **23613 0050** | **23611 941W** ◇ | **23611 941W** ◇ + **23613 0020** | **23611 941W** ◇ + **23613 0050** |

◇ B / W

220-240V / 50-60Hz

◇ 1,3 IP20

* WIRELESS DIM
** 1-10V POTENTIOMETER DIM

**REQUIREMENTS**
TRACK 3F DIM IN / ON / H ▸ PAG INT 592-597

**ACCESSORIES** (ONLY FOR 14°)
SOFTENING LENS 3x3 ▸ **23613 0080**
WALLWASH LENS 3x3 ▸ **23613 0170**
LINEAR SPREAD LENS 3x3 ▸ **23613 0120**
HONEYCOMB 3x3 ◇ ▸ **23613 0230 B**
RASTER 3x3 ▸ **23613 0260**
FLAPS 3x3 ◇ ▸ **23613 0200 B**

## FRAGMA 4x4 ADM

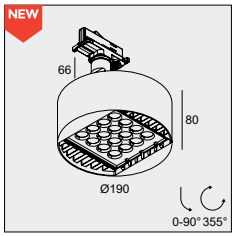


| | 3000K / CRI>90 | | | 4000K / CRI>90 | | |
|---|---|---|---|---|---|---|
| | LED CLUSTER 41W / 4250lm / 900mA | | | LED CLUSTER 41W / 4640lm / 900mA | | |
| | 14° | 26° | 47° | 14° | 26° | 47° |
| NON DIM | **23610 9310** ◇ | **23610 9310** ◇ + **23613 0010** | **23610 9310** ◇ + **23613 0040** | **23610 9410** ◇ | **23610 9410** ◇ + **23613 0010** | **23610 9410** ◇ + **23613 0040** |
| 1-10V DIM | **23610 9311** ◇ | **23610 9311** ◇ + **23613 0010** | **23610 9311** ◇ + **23613 0040** | **23610 9411** ◇ | **23610 9411** ◇ + **23613 0010** | **23610 9411** ◇ + **23613 0040** |
| DALI DIM | **23610 9315** ◇ | **23610 9315** ◇ + **23613 0010** | **23610 9315** ◇ + **23613 0040** | **23610 9415** ◇ | **23610 9415** ◇ + **23613 0010** | **23610 9415** ◇ + **23613 0040** |
| 1-10V P DIM** | **23610 931P** ◇ | **23610 931P** ◇ + **23613 0010** | **23610 931P** ◇ + **23613 0040** | **23610 941P** ◇ | **23610 941P** ◇ + **23613 0010** | **23610 941P** ◇ + **23613 0040** |
| WDL* | **23610 931W** ◇ | **23610 931W** ◇ + **23613 0010** | **23610 931W** ◇ + **23613 0040** | **23610 941W** ◇ | **23610 941W** ◇ + **23613 0010** | **23610 941W** ◇ + **23613 0040** |

◇ B / W

220-240V / 50-60Hz (NON DIM) - 110-240V / 50-60Hz (DIM)

◇ 1,9 IP20

* WIRELESS DIM
** 1-10V POTENTIOMETER DIM

**REQUIREMENTS**
TRACK 3F DIM IN / ON / H ▸ PAG INT 592-597

**ACCESSORIES** (ONLY FOR 14°)
SOFTENING LENS 4x4 ▸ **23613 0070**
WALLWASH LENS 4x4 ▸ **23613 0160**
LINEAR SPREAD LENS 4x4 ▸ **23613 0100**
HONEYCOMB 4x4 ◇ ▸ **23613 0220 B**
RASTER 4x4 ▸ **23613 0250**
FLAPS 4x4 ◇ ▸ **23613 0190 B**




PORSCHE


PORSCHE
Macan




Macan

NEW

# SPY 66 ADM

Similar as iMax II, Spy 66 offers a range of lenses to create multiple beam angles within different output levels. A result of the evolution to better user comfort with more precise optics and better light control. The way the lenses control the light allows for clean beam angles and avoids any spill light inside the luminaire.

**www.deltalight.com/spy66**



WIRELESS CONTROL CTRL DELTA R
Suitable for all dimmable luminaires.
TECHNICAL DATA ▸ PAG TEC 4

## SPY 66 LP ADM

NEW

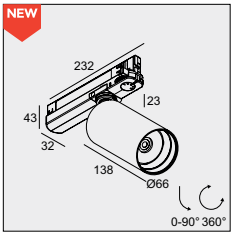


| NON DIM | | | |
|---|---|---|---|
| 3000K / CRI>90 | | 2700K / CRI>90 | |
| LED 8,7W / 896lm / 500mA | | LED 8,7W / 837lm / 500mA | |
| 12° | 33° | 12° | 33° |
| **24610 9310** ◇ | **24610 9330** ◇ | **24610 9210** ◇ | **24610 9230** ◇ |
| ◇ = B / W | | | |
| 220-240V / 50-60Hz | | | |

◇ 0,6 IP20

NEW

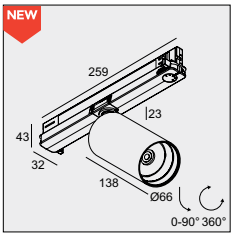


| DALI DIM | | | |
|---|---|---|---|
| 3000K / CRI>90 | | 2700K / CRI>90 | |
| LED 8,7W / 896lm / 500mA | | LED 8,7W / 837lm / 500mA | |
| 12° | 33° | 12° | 33° |
| **24610 9315** ◇ | **24610 9335** ◇ | **24610 9215** ◇ | **24610 9235** ◇ |
| ◇ = B / W | | | |
| 220-240V / 50-60Hz | | | |

◇ 0,7 IP20

**REQUIREMENTS**
TRACK 3F DIM IN / ON / H ▸ PAG INT 592-597
SPY 66 TUBE ◇ ▸ **24611 0010** B / MMAT / W

**ACCESSORIES**
SPY 66 HONEYCOMB / GLASS / LENS

## SPY 66 MP ADM

NEW

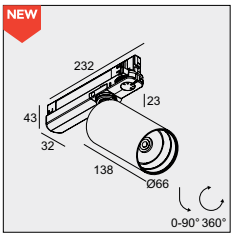


| NON DIM | | | | | |
|---|---|---|---|---|---|
| 3000K / CRI>90 | | | 2700K / CRI>90 | | |
| LED 17,9W / 1950lm / 500mA | | | LED 17,9W / 1874lm / 500mA | | |
| 18° | 26° | 39° | 18° | 26° | 39° |
| **24612 9310** ◇ | **24612 9320** ◇ | **24612 9330** ◇ | **24612 9210** ◇ | **24612 9220** ◇ | **24612 9230** ◇ |
| ◇ = B / W | | | | | |
| 220-240V / 50-60Hz | | | | | |

◇ 0,6 IP20

NEW

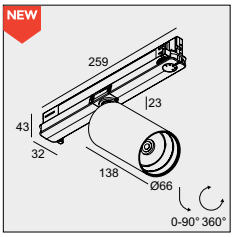


| DALI DIM | | | | | |
|---|---|---|---|---|---|
| 3000K / CRI>90 | | | 2700K / CRI>90 | | |
| LED 17,9W / 1950lm / 500mA | | | LED 17,9W / 1874lm / 500mA | | |
| 18° | 26° | 39° | 18° | 26° | 39° |
| **24612 9315** ◇ | **24612 9325** ◇ | **24612 9335** ◇ | **24612 9215** ◇ | **24612 9225** ◇ | **24612 9235** ◇ |
| ◇ = B / W | | | | | |
| 220-240V / 50-60Hz | | | | | |

◇ 0,7 IP20

**REQUIREMENTS**
TRACK 3F DIM IN / ON / H ▸ PAG INT 592-597
SPY 66 TUBE ◇ ▸ **24611 0010** B / MMAT / W

**ACCESSORIES**
SPY 66 HONEYCOMB / GLASS / LENS

TRACK

NEW

# SPY FOCUS ADM



ADJUSTABLE BEAM

WIRELESS CONTROL
Suitable for all dimmable luminaires.
CTRL DELTA R

TECHNICAL DATA ▸ PAG TEC 4

## SPY FOCUS LP ADM

NEW

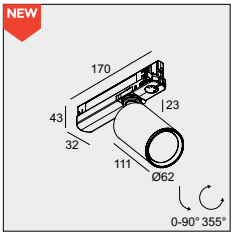


| NON DIM | |
|---|---|
| 3000K / CRI>90 | 2700K / CRI>90 |
| LED 8,7W / 896lm / 500mA | LED 8,7W / 837lm / 500mA |
| 8-43° | |
| **19879 9300** ◇ | **19879 9200** ◇ |
| ◇ = B / W | |
| 220-240V / 50-60Hz | |
| 0,7 IP20 | |

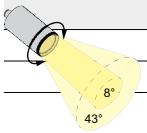


NEW

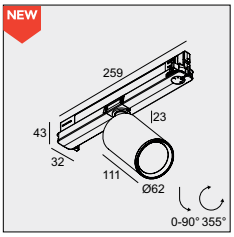


| DALI DIM | |
|---|---|
| 3000K / CRI>90 | 2700K / CRI>90 |
| LED 8,7W / 896lm / 500mA | LED 8,7W / 837lm / 500mA |
| 8-43° | |
| **19879 9305** ◇ | **19879 9205** ◇ |
| ◇ = B / W | |
| 220-240V / 50-60Hz | |
| 0,7 IP20 | |

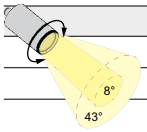


**REQUIREMENTS**
TRACK 3F DIM IN / ON / H ▸ PAG INT 592-597

## SPY FOCUS MP ADM

NEW

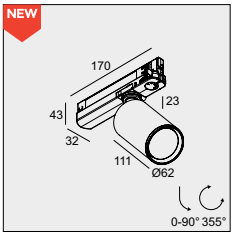


| NON DIM | |
|---|---|
| 3000K / CRI>90 | 2700K / CRI>90 |
| LED 17,9W / 1950lm / 500mA | LED 17,9W / 1874lm / 500mA |
| 12-45° | |
| **19875 9300** ◇ | **19875 9200** ◇ |
| ◇ = B / W | |
| 220-240V / 50-60Hz | |
| 0,7 IP20 | |

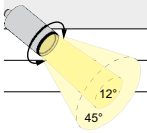


NEW

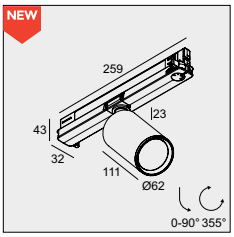


| DALI DIM | |
|---|---|
| 3000K / CRI>90 | 2700K / CRI>90 |
| LED 17,9W / 1950lm / 500mA | LED 17,9W / 1874lm / 500mA |
| 12-45° | |
| **19875 9305** ◇ | **19875 9205** ◇ |
| ◇ = B / W | |
| 220-240V / 50-60Hz | |
| 0,7 IP20 | |

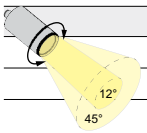


**REQUIREMENTS**
TRACK 3F DIM IN / ON / H ▸ PAG INT 592-597

TRACK

# MAXISPY ADM



## MAXISPY ADM

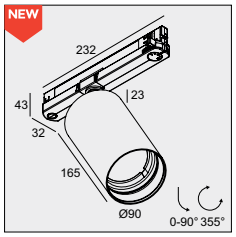


| NON DIM | | | | | |
|---|---|---|---|---|---|
| 3000K / CRI>80 | | | 2700K / CRI>80 | | |
| LED 37,9W / 4988lm / 1050mA | | | LED 37,9W / 4787lm / 1050mA | | |
| 20° | 35° | 50° | 20° | 35° | 50° |
| **19830 8320** ◇ | **19830 8330** ◇ | **19830 8340** ◇ | **19830 8220** ◇ | **19830 8230** ◇ | **19830 8240** ◇ |
| 3000K / CRI>90 | | | 2700K / CRI>90 | | |
| LED 37,9W / 4138lm / 1050mA | | | LED 37,9W / 3990lm / 1050mA | | |
| 20° | 35° | 50° | 20° | 35° | 50° |
| **19830 9320** ◇ | **19830 9330** ◇ | **19830 9340** ◇ | **19830 9220** ◇ | **19830 9230** ◇ | **19830 9240** ◇ |
| ◇ = B / W | | | | | |
| 220-240V / 50-60Hz | | | | | |

I 1,3 IP20

## MAXISPY ADM DIM1

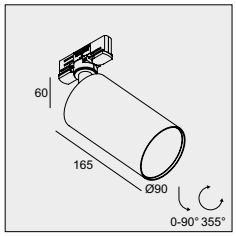


| 1-10V DIM | | | | | |
|---|---|---|---|---|---|
| 3000K / CRI>80 | | | 2700K / CRI>80 | | |
| LED 24,3W / 3449lm / 700mA | | | LED 24,3W / 3310lm / 700mA | | |
| 20° | 35° | 50° | 20° | 35° | 50° |
| **414 46 21 832 ADM ED1** ◇ | **414 46 21 833 ADM ED1** ◇ | **414 46 21 834 ADM ED1** ◇ | **414 46 21 822 ADM ED1** ◇ | **414 46 21 823 ADM ED1** ◇ | **414 46 21 824 ADM ED1** ◇ |
| 3000K / CRI>90 | | | 2700K / CRI>90 | | |
| LED 24,3W / 2862lm / 700mA | | | LED 24,3W / 2759lm / 700mA | | |
| 20° | 35° | 50° | 20° | 35° | 50° |
| **414 46 21 932 ADM ED1** ◇ | **414 46 21 933 ADM ED1** ◇ | **414 46 21 934 ADM ED1** ◇ | **414 46 21 922 ADM ED1** ◇ | **414 46 21 923 ADM ED1** ◇ | **414 46 21 924 ADM ED1** ◇ |
| ◇ = B / W | | | | | |
| 120-240V / 50-60Hz | | | | | |

I 1,3 IP20

## MAXISPY ADM DIM5

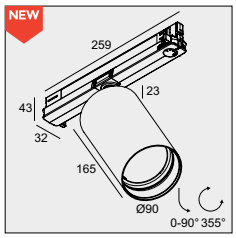


| DALI DIM | | | | | |
|---|---|---|---|---|---|
| 3000K / CRI>80 | | | 2700K / CRI>80 | | |
| LED 24,3W / 3449lm / 700mA | | | LED 24,3W / 3310lm / 700mA | | |
| 20° | 35° | 50° | 20° | 35° | 50° |
| **19830 8325** ◇ | **19830 8335** ◇ | **19830 8345** ◇ | **19830 8225** ◇ | **19830 8235** ◇ | **19830 8245** ◇ |
| 3000K / CRI>90 | | | 2700K / CRI>90 | | |
| LED 24,3W / 2862lm / 700mA | | | LED 24,3W / 2759lm / 700mA | | |
| 20° | 35° | 50° | 20° | 35° | 50° |
| **19830 9325** ◇ | **19830 9335** ◇ | **19830 9345** ◇ | **19830 9225** ◇ | **19830 9235** ◇ | **19830 9245** ◇ |
| ◇ = B / W | | | | | |
| 220-240V / 50-60Hz | | | | | |

I 1,3 IP20

**REQUIREMENTS** (FOR ALL VERSIONS)
MAXISPY TUBE ◇ ▸ **414 04 00** B / MMAT / W
TRACK 3F DIM IN / ON / H ▸ PAG INT 592-597

**ACCESSORIES** (ONLY FOR MAXISPY ADM / ADM DIM1 / ADM DIM5)
HONEYCOMB / LENS 78

NEW

CTRL DELTA IN

# MAXISPY DYNAMIC FOCUS ADM WD

Within the Maxispy range on track, the possibilty of an adjustable beam angle within 1 luminaire is taken to a higher level. The technology inside LensVector's dynamic beam shaping lenses allow for a wireless adjustment of the beam angle. One can easily adjust the beam angle and the light intensity of these Maxispy luminaires using CTRL Delta, as dimming of the luminaire and controlling of the beam angle can be done with all smart devices.

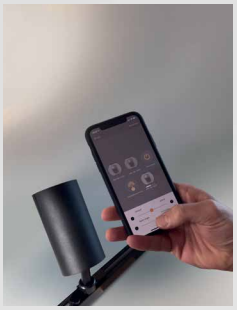



DYNAMIC FOCUS

## MAXISPY DYNAMIC FOCUS ADM WD

NEW

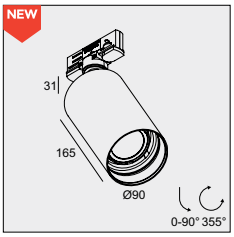


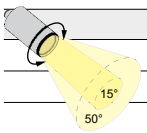


| |
|---|
| WIRELESS DIM + WIRELESS FOCUS ADJUSTMENT |
| 3000K / CRI>90 |
| LED 17W / 1500lm / 48V-DC |
| 15-50° |
| **19880 930W ◇** |
| ◇ = B / W |
| 220-240V / 50-60Hz |
| I 1,4 IP20 |

**REQUIREMENTS**
MAXISPY TUBE ◇ ▸ **414 04 00** B / MMAT / W
TRACK 3F DIM IN / ON / H ▸ PAG INT 592-597

TRACK

# MAXISPY 95 ADM



WIRELESS CONTROL CTRL DELTA R
Suitable for all dimmable luminaires.
TECHNICAL DATA ▸ PAG TEC 4

## MAXISPY 95 ADM

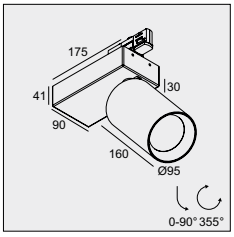


| 3000K / CRI>80 | | | 2700K / CRI>80 | | |
|---|---|---|---|---|---|
| LED 43,9W / 5405lm / 1200mA | | | LED 43,9W / 5188lm / 1200mA | | |
| DALI DIM | | | | | |
| 20° | 38° | 50° | 20° | 38° | 50° |
| **414 562 21 83 ADM ED5 ◇ + 414 99 20** | **414 562 21 83 ADM ED5 ◇ + 414 99 38** | **414 562 21 83 ADM ED5 ◇ + 414 99 50** | **414 562 21 82 ADM ED5 ◇ + 414 99 20** | **414 562 21 82 ADM ED5 ◇ + 414 99 38** | **414 562 21 82 ADM ED5 ◇ + 414 99 50** |

| 3000K / CRI>90 | | | 2700K / CRI>90 | | |
|---|---|---|---|---|---|
| LED 43,9W / 4486lm / 1200mA | | | LED 43,9W / 4234lm / 1200mA | | |
| DALI DIM | | | | | |
| 20° | 38° | 50° | 20° | 38° | 50° |
| **414 562 21 93 ADM ED5 ◇ + 414 99 20** | **414 562 21 93 ADM ED5 ◇ + 414 99 38** | **414 562 21 93 ADM ED5 ◇ + 414 99 50** | **414 562 21 92 ADM ED5 ◇ + 414 99 20** | **414 562 21 92 ADM ED5 ◇ + 414 99 38** | **414 562 21 92 ADM ED5 ◇ + 414 99 50** |

◇ = B / W

220-240V / 50-60Hz

TRACK

**REQUIREMENTS**
MAXISPY 95 TUBE ◇ ▸ **414 08 00** B / W
TRACK 3F DIM IN / ON / H ▸ PAG INT 592-597

**ACCESSORIES**
HONEYCOMB / LENS 74

◇ 1,8 IP20


LOCKABLE TILT






HUBERTY BREYNE GALLERY



CIP GMBH ARCHITEKTEN INGENIEURE, STUTTGART



CALLEWAERT VANLANGENDONCK GALLERY
PHOTOGRAPHY: DOROTHEE DUBOIS




CIP GMBH ARCHITEKTEN INGENIEURE, STUTTGART



# BOXY R ADM



BOXY R ADM W-B

WIRELESS CONTROL
Suitable for all dimmable luminaires.
CTRL DELTA R

**TECHNICAL DATA** ▸ PAG TEC 4

## BOXY R ADM

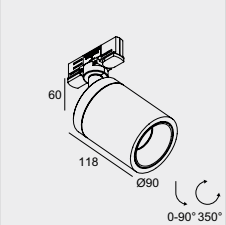


| | |
|---|---|
| 3000K / CRI>90 | 2700K / CRI>90 |
| LED 10,4W / 1118lm / 500mA | LED 10,4W / 1073lm / 500mA |
| MAINS DIMMING (FE) | |
| 33° | |
| **251 74 811 932 ADM ED8 ◇** | **251 74 811 922 ADM ED8 ◇** |
| ◇ = B-B / B-MMAT / W-B / W-W | |
| 110-240V / 50-60Hz | |

I 0,8 IP20

**REQUIREMENTS**
TRACK 3F DIM IN / ON / H ▸ PAG INT 592-597

**ACCESSORIES**
BOXY HONEYCOMB / LENS / GLASS

TRACK


09
08



MATADI ARCHITECTEN





ARCHITECT LIEVEN MUSSCHOOT

# YOU-TURN ADM

reddot design award winner

GOOD DESIGN award

Delta'11 Awards
Silver Delta



## YOU-TURN ADM

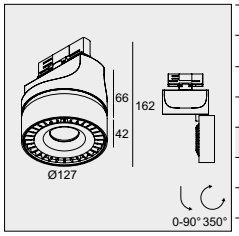


| MAINS DIMMING (FE) | | | |
|---|---|---|---|
| 3000K / CRI>90 | | 2700K / CRI>90 | |
| LED 10,4W / 1118lm / 500mA | | LED 10,4W / 1073lm / 500mA | |
| 33° | 50° | 33° | 50° |
| **313 020 811 932 ADM ED8** ◇ | **313 020 811 933 ADM ED8** ◇ | **313 020 811 922 ADM ED8** ◇ | **313 020 811 923 ADM ED8** ◇ |
| ◇ = B-B / W-B | | | |
| 110-240V / 50-60Hz | | | |

◇ 1,1 IP20

**REQUIREMENTS**
TRACK 3F DIM IN / ON / H ▸ PAG INT 592-597

## YOU-TURN 20 ADM

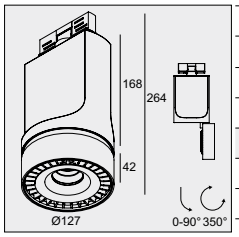


| MAINS DIMMING (FE) | | | |
|---|---|---|---|
| 3000K / CRI>90 | | 2700K / CRI>90 | |
| LED 24,3W / 2862lm / 700mA | | LED 24,3W / 2759lm / 700mA | |
| 33° | 50° | 33° | 50° |
| **313 020 21 932 ADM ED8** ◇ | **313 020 21 933 ADM ED8** ◇ | **313 020 21 922 ADM ED8** ◇ | **313 020 21 923 ADM ED8** ◇ |
| ◇ = B-B / W-B | | | |
| 110-240V / 50-60Hz | | | |

◇ 1,6 IP20

**REQUIREMENTS**
TRACK 3F DIM IN / ON / H ▸ PAG INT 592-597

## YOU-TURN 30 ADM

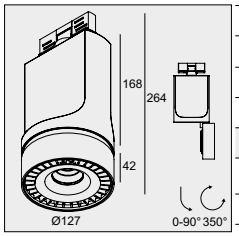


| 1-10V DIM | | | |
|---|---|---|---|
| 3000K / CRI>90 | | 2700K / CRI>90 | |
| LED 30W / 3406lm / 850mA | | LED 30W / 3283lm / 850mA | |
| 33° | 50° | 33° | 50° |
| **313 030 21 932 ADM ED1** ◇ | **313 030 21 933 ADM ED1** ◇ | **313 030 21 922 ADM ED1** ◇ | **313 030 21 923 ADM ED1** ◇ |
| DALI DIM | | | |
| 3000K / CRI>90 | | 2700K / CRI>90 | |
| LED 30W / 3406lm / 850mA | | LED 30W / 3283lm / 850mA | |
| 33° | 50° | 33° | 50° |
| **313 030 21 932 ADM ED5** ◇ | **313 030 21 933 ADM ED5** ◇ | **313 030 21 922 ADM ED5** ◇ | **313 030 21 923 ADM ED5** ◇ |
| ◇ = B-B / W-B | | | |
| 110-240V / 50-60Hz | | | |

◇ 1,6 IP20

**REQUIREMENTS**
TRACK 3F DIM IN / ON / H ▸ PAG INT 592-597



ARCHITECTURE: GMP · VON GERKAN, MARG AND PARTNERS ARCHITECTS
RUSSIAN ADAPTATION: JSC SPEECH, MOSCOW
INTERIOR DESIGN: MAXIM RYMAR ARCHITECTURAL STUDIO



ARCHITECT: LIEN TRAN INTERIOR DESIGN + GÖTZ + BILCHEV ARCHITEKTEN, DRAA



HOUBEN & VAN MIERLO ARCHITECTEN
SCHELTENS & ABBENES



ARCHITECT: SKETS ARCHITECTUURSTUDIO



SNØHETTA





ARCHITECT: COMPANY LIVE PROPERTY DEVELOPMENT (CLPD)



BATIMAT ARCHITECTS

# SUPER-OH!
# XS PIVOT
# ADM



WIRELESS CONTROL
Suitable for all dimmable luminaires.
CTRL DELTA R

**TECHNICAL DATA** ▸ PAG TEC 4

## SUPER-OH! XS PIVOT 25 ADM

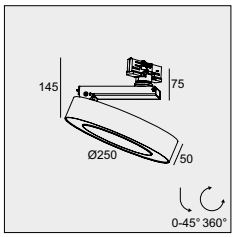


| |
|---|
| 3000K / CRI>80 |
| CLUSTER 13,5W / 1470lm |
| MAINS DIMMING (FE) |
| **308 22 02 83 ADM ED8 ◇** |
| ◇ = B / W |
| 220-240V / 50-60Hz |
| 1,0 IP20 |

## SUPER-OH! XS PIVOT 39 ADM

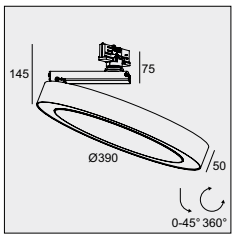


| |
|---|
| 3000K / CRI>80 |
| CLUSTER 25W / 2940lm |
| MAINS DIMMING (FE) |
| **308 22 03 83 ADM ED8 ◇** |
| ◇ = B / W |
| 220-240V / 50-60Hz |
| 1,5 IP20 |

**REQUIREMENTS**
TRACK 3F DIM IN / ON / H ▸ PAG INT 592-597

TRACK





# SUPERNOVA XS PIVOT ADM



AWARD
DESIGN PLUS
light+building

reddot design award
winner

GOOD DESIGN award

interior innovation award 2014
Selection

WIRELESS CONTROL CTRL DELTA R
Suitable for all dimmable luminaires.
**TECHNICAL DATA** ▸ PAG TEC 4

## SUPERNOVA XS PIVOT 260 ADM

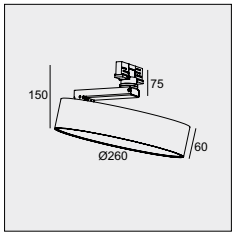


| 3000K / CRI>80 | | |
|---|---|---|
| LED CLUSTER 15W / 1580lm / 24V-DC | LED CLUSTER 15W / 1580lm / 600mA | |
| NON DIM | 1-10V DIM | DALI DIM |
| **274 88 2515 ADM ◇** | **274 88 2515 ADM ED1 ◇** | **274 88 2515 ADM ED5 ◇** |
| ◇ = B / W | | |
| 220-240V / 50-60Hz | 110-240V / 50-60Hz | 110-240V / 50-60Hz |

I 1,8 IP20

**REQUIREMENTS**
TRACK 3F DIM IN / ON / H ▸ PAG INT 592-597

## SUPERNOVA XS PIVOT 330 ADM

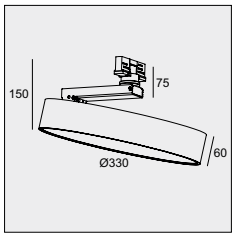


| 3000K / CRI>80 | | |
|---|---|---|
| LED CLUSTER 22W / 2600lm / 1050mA | | |
| NON DIM | 1-10V DIM | DALI DIM |
| **274 88 3224 ADM ◇** | **274 88 3224 ADM ED1 ◇** | **274 88 3224 ADM ED5 ◇** |
| ◇ = B / W | | |
| 110-240V / 50-60Hz | 220-240V / 50-60Hz | 220-240V / 50-60Hz |

I 2,6 IP20

**REQUIREMENTS**
TRACK 3F DIM IN / ON / H ▸ PAG INT 592-597

TRACK



ARCHITECT EGIDE MEERTENS



VERFAILLE INTERIEUR






ARCHITECT: LHOAS & LHOAS

# PROFILES
## INTERIOR / EXTERIOR

Production of made-to-measure profile systems has become a vital and distinctive element of the Delta Light collection.
The profile range includes various dimensions, diverse styles, different light sources with several control possibilities, and a large number of accessories and combination options. Suspended, recessed or surface mounted, either for wall, floor or ceiling, interior and exterior, Delta Light is your one-stop supplier for all profile lighting systems.

**www.deltalight.com/profiles**



ARCHITECT: CF MØLLER

# PROFILES
## INDEX

### SPLITLINE M

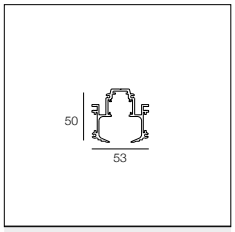


**SPLITLINE M20**

PRO 662



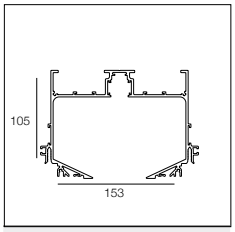


**SPLITLINE M52**

PRO 666



### SHIFTLINE M

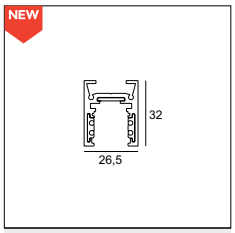


**SHIFTLINE M26 L**

PRO 668



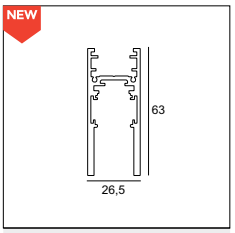


**SHIFTLINE M26 H**

PRO 672



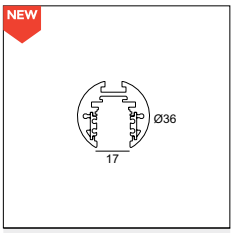


**SHIFTLINE M35 R**

PRO 676



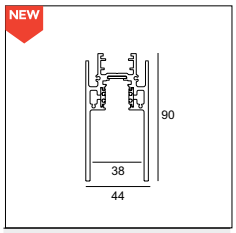


**SHIFTLINE M44**

PRO 678



### SPLIT-IT

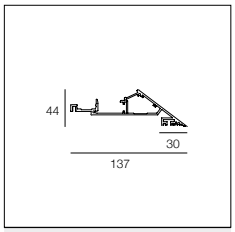


**SPLIT-IT PRO**

PRO 700



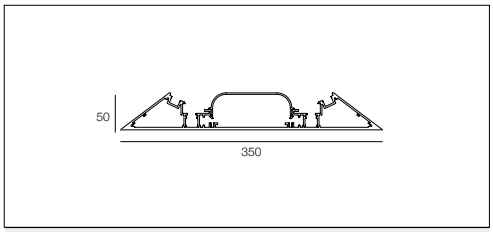


**SPLIT-IT ON**

PRO 702



## SPLITLINE

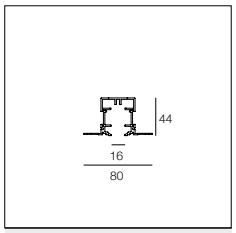


**SPLITLINE 16**

PRO 712



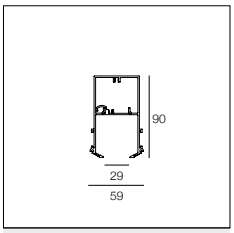


**SPLITLINE 29**

PRO 718



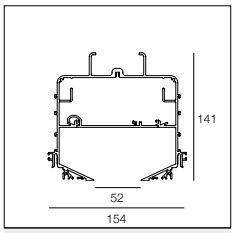


**SPLITLINE 52**

PRO 726



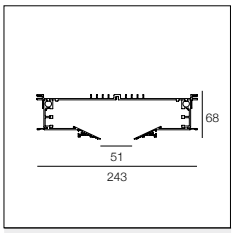


**SPLITLINE 51**

PRO 736



## BORDERLINE

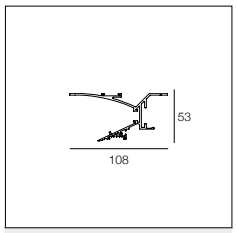


**BORDERLINE**

PRO 746



## RENDEZ-VOUS

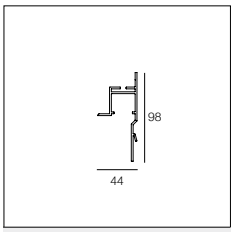


**RENDEZ-VOUS**

PRO 748



## TAGLINE TR

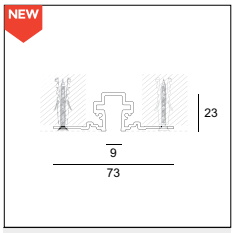


**TAGLINE TR**

PRO 752



## TAGLINE TRW

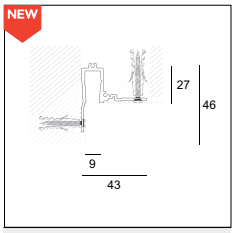


**TAGLINE TRW**

PRO 754



## TAGLINE ST

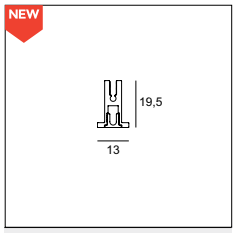


**TAGLINE ST**

PRO 756



## TAGLINE ON

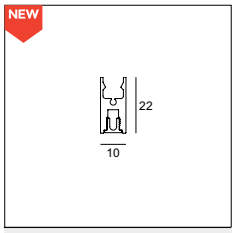


**TAGLINE ON**

PRO 758



## D-LINER

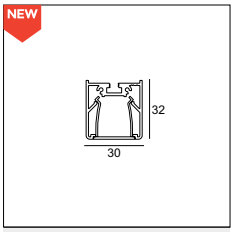


**D-LINER**

PRO 766

## FEMTOLINE

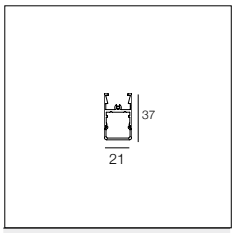


**FEMTOLINE 35**

PRO 776

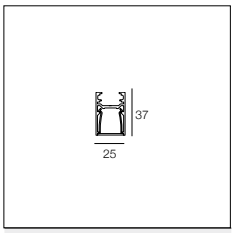


**FEMTOLINE 35 F HE**

PRO 780

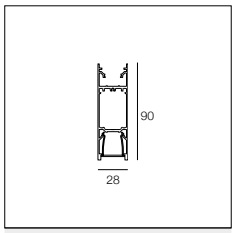


**FEMTOLINE 35 F HE D-U**

PRO 782

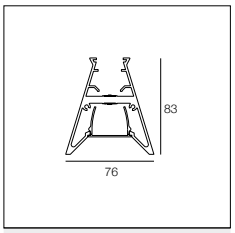


**FEMTOLINE 35 X**

PRO 784

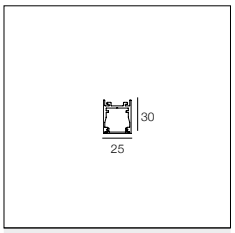


**FEMTOLINE 25F**

PRO 772

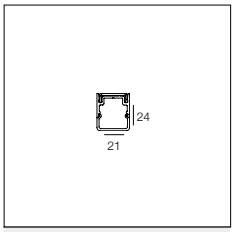


**FEMTOLINE 25**

PRO 772

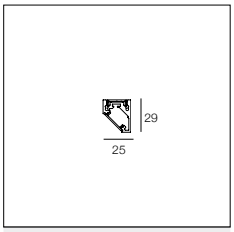


**FEMTOLINE 25 T**

PRO 774

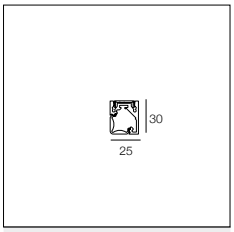


**FEMTOLINE 25 TP**

PRO 774

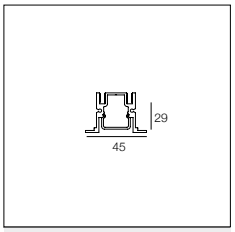


**FEMTOLINE 45**

PRO 786

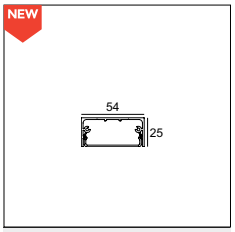


**FEMTOLINE 55**

PRO 788

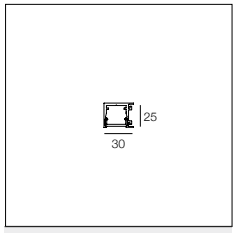


**FEMTOLINE W**

PRO 796

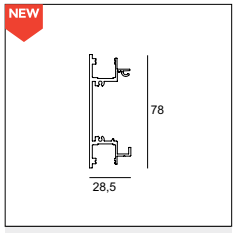


**FEMTOLINE WALL DOWN-UP**

PRO 798

## KASKADE

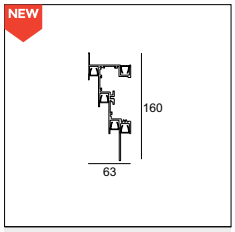


**KASKADE**

PRO 804

## DOT.COM TR

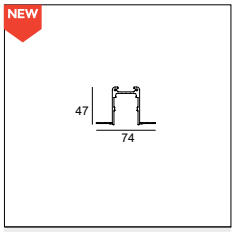


**DOT.COM TR**

PRO 808

## DOT.COM ON

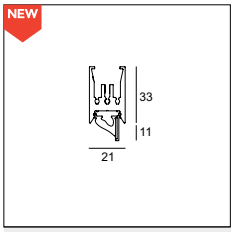


**DOT.COM ON**

PRO 810

## MICROLINE

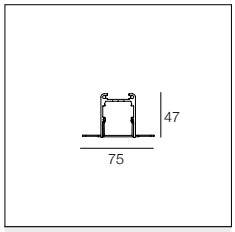


**MICROLINE TR**

PRO 814

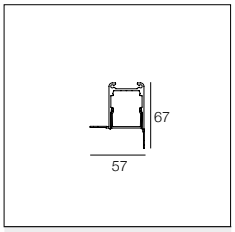


**MICROLINE TRW**

PRO 816

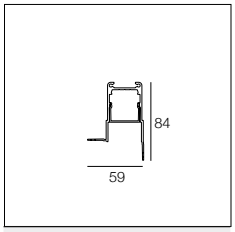


**MICROLINE TRW+**

PRO 818

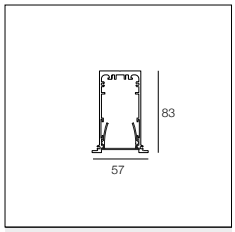


**MICROLINE 60**

PRO 824

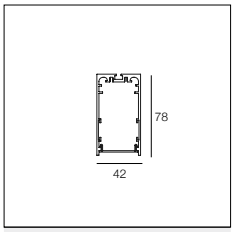


**MICROLINE 40**

PRO 826

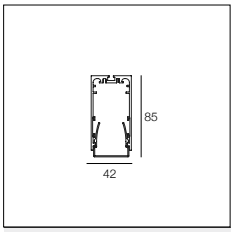


**MICROLINE 40+**

PRO 828

# PROFILES
INDEX

## STREAMLINER

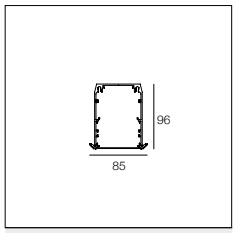


**STREAMLINER TR**

PRO 834



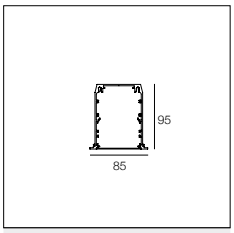


**STREAMLINER 85**

PRO 836



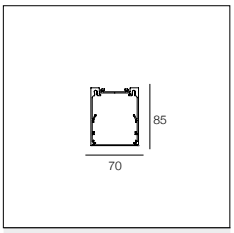


**STREAMLINER 70 S**

PRO 838



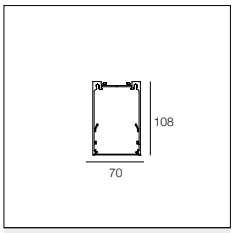


**STREAMLINER 70 L**

PRO 840



## B-LINER

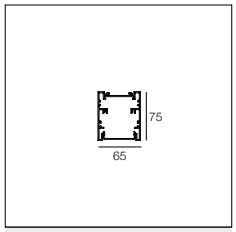


**B-LINER 65**

PRO 854



## ONE-AND-ONLY

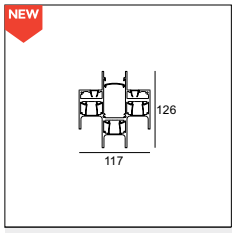


**ONE-AND-ONLY**

PRO 862



## FINNLINE

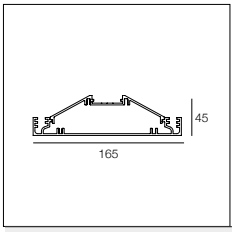


**FINNLINE**

PRO 868

## NOBODY

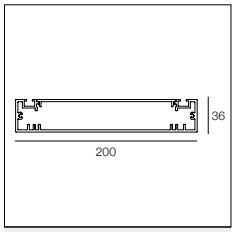


**NOBODY 200**

PRO 874

## SHELFLINE

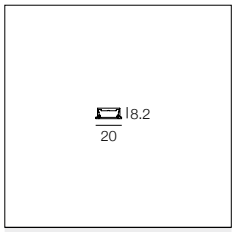


**SHELFLINE 20 ST**

PRO 880

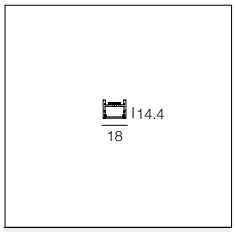


**SHELFLINE 18**

PRO 880

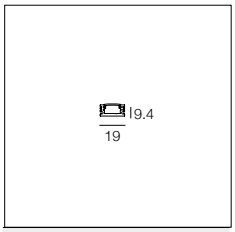


**SHELFLINE 19**

PRO 880

# HOW TO BUILD
# YOUR PROFILE

**! PROFILE BUILDER ! COMING SOON !**
A practical easy-to-use web based tool to calculate your continuous profile lengths like Streamliner, Microline 40 / 60, Femtoline and Microline TR. Keep an eye on our website.

## 1
## SELECT A PROFILE.

| PROFILE | | | | | | | ◇ |
|---|---|---|---|---|---|---|---|
| SPLITLINE M20 | ✓ | | | ✓ | | | B |
| SPLITLINE M52 | ✓ | | | ✓ | | | B |
| SHIFTLINE M26 L | | ✓ | ✓ | | ✓ | | B / W |
| SHIFTLINE M26 H | | ✓ | ✓ | | ✓ | | B / W |
| SHIFTLINE M35 R | | | ✓ | | | | B / W |
| SHIFTLINE M44 | | ✓ | ✓ | | ✓ | | B / W |
| SPLIT-IT PRO | ✓ | | | | | | B / W |
| SPLIT-IT ON | | ✓ | ✓ | | | | ANO / B / W |
| SPLITLINE 16 | ✓ | | | ✓ | | | B |
| SPLITLINE 29 | ✓ | | | ✓ | | | B |
| SPLITLINE 52 | ✓ | | | ✓ | | | B |
| SPLITLINE 51 | ✓ | | | ✓ | | | B |
| BORDERLINE | ✓ | | | ✓ | | | W |
| RENDEZ-VOUS | ✓ | | | ✓ | | | ANO |
| TAGLINE TR | ✓ | | | ✓ | | | B |
| TAGLINE TRW | ✓ | | | ✓ | | | B |
| TAGLINE ST | ✓ | | | ✓ | | | B / W |
| TAGLINE ON | | ✓ | ✓ | | ✓ | | B / GC / W |
| D-LINER | ✓ | | | | | | B / W |
| FEMTOLINE 25 | | ✓ | | | ✓ | ✓ | ANO / B / W |
| FEMTOLINE 25 F | | ✓ | | | ✓ | ✓ | ANO / B / W |
| FEMTOLINE 25 T | | ✓ | | | ✓ | ✓ | ANO / B / W |
| FEMTOLINE 25 TP | | ✓ | | | ✓ | ✓ | ANO / B / W |
| FEMTOLINE 35 | | ✓ | ✓ | | ✓ | ✓ | ANO / B / W |
| FEMTOLINE 35 TR | ✓ | | | ✓ | | | ANO / B / W |
| FEMTOLINE 35 F HE | | ✓ | ✓ | | ✓ | ✓ | ANO / B / W |
| FEMTOLINE 35 F HE DOWN-UP | | | ✓ | | | | B / W |
| FEMTOLINE 35 x HE DOWN-UP | | | ✓ | | | | B / W |
| FEMTOLINE 45 | ✓ | | | ✓ | | | ANO / B / W |
| FEMTOLINE 55 | | ✓ | | | ✓ | | ANO / B / W |
| FEMTOLINE WALL | | | | | ✓ | | ANO |
| FEMTOLINE WALL DOWN-UP | | | | | ✓ | | ANO / B / W |
| KASKADE | | | | | ✓ | | B / GC / W |
| DOT.COM TR | ✓ | | | ✓ | | | B |
| DOT.COM ON | | ✓ | ✓ | | | | B / W |
| MICROLINE TR | ✓ | | | ✓ | | | ANO |
| MICROLINE TRW | ✓ | | | ✓ | | | ANO |
| MICROLINE TRW+ | ✓ | | | ✓ | | | ANO |
| MICROLINE 60 | ✓ | | | ✓ | | | ANO / W |
| MICROLINE 40 | | ✓ | ✓ | | ✓ | | ANO / B / W |
| MICROLINE 40+ | | ✓ | ✓ | | ✓ | | ANO / B / W |
| STREAMLINER TR | ✓ | | | ✓ | | | ANO |
| STREAMLINER 85 | ✓ | | | ✓ | | | ANO/ W |
| STREAMLINER 70 S/L | | ✓ | ✓ | | ✓ | | ANO/ W |
| B-LINER 65 | | ✓ | ✓ | | ✓ | | ANO/ B / W |
| ONE & ONLY | | | ✓ | | | | B / GC / W |
| FINNLINE | | | ✓ | | | | B / W |
| NOBODY 200 | | | ✓ | | | | ANO / W |
| SHELFLINE | ✓ | ✓ | | ✓ | ✓ | | ANO |

## 2
## DEFINE DIMENSIONS.

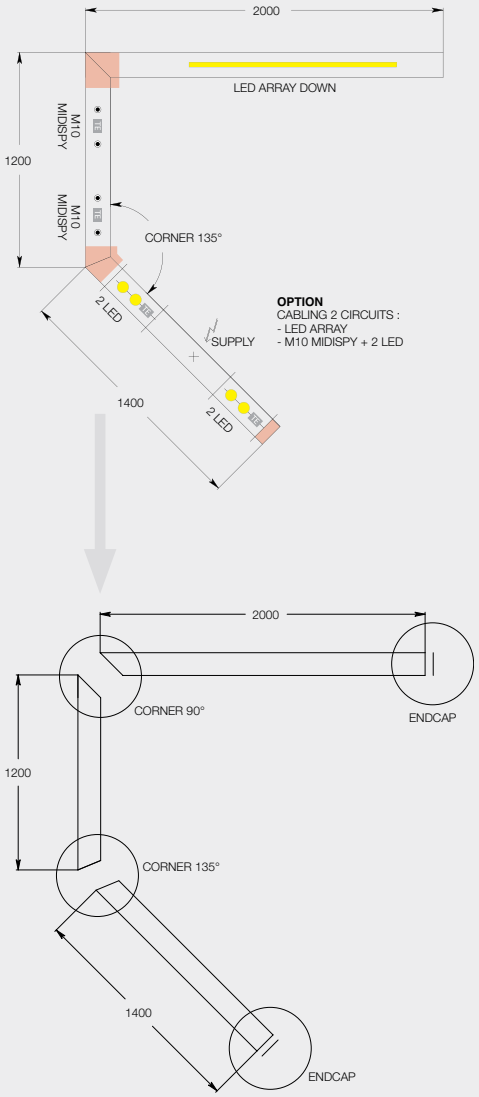

## 3
## SELECT CORNER.

*FOR DETAILED INFORMATION PLEASE VISIT
**www.deltalight.com/downloads/no_module_in_this_area.pdf**

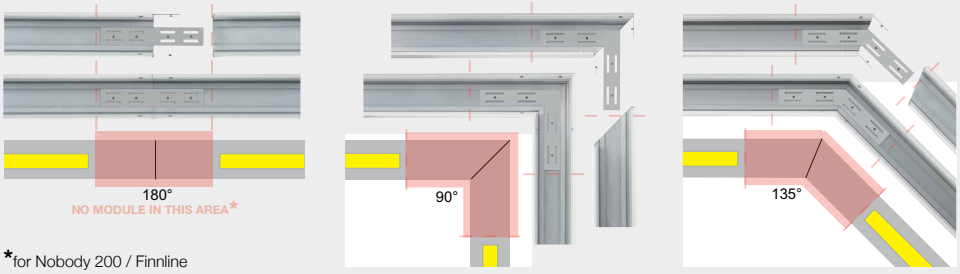


*for Nobody 200 / Finnline

## 4
## SELECT END CAP.

END CAP




* for Femtoline 25 / Nanoline / Nobody 200

## 5
## SELECT FIXATION.

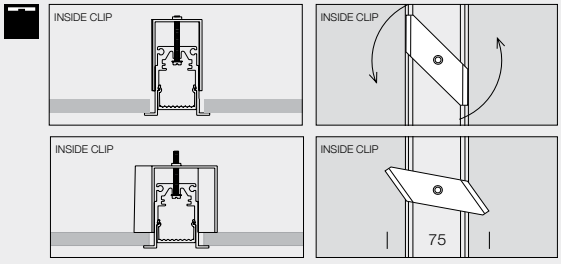


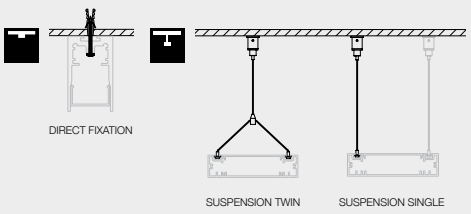


## 6
## SELECT CURRENT SUPPLY CABLE.



**CURRENT SUPPLY**
L 1,6m / 3 x 0,75mm²
L 6,0m / 3 x 0,75mm²
L 1,6m / 5 x 0,75mm²
L 6,0m / 5 x 0,75mm²
0,3

**OPTIONS**
CABLE BASE R/S
COVERSET R 62-90-100 /
S 62-80-90




* for Femtoline, Nanoline / Nobody 200 / Finnline

**OPTIONS** FULL INFO TECHNICAL CHAPTER

| | | |
|---|---|---|
| **CABLE BASE R ◇**<br>**203 99 55 ◇**<br>◇ = ANO / B / W | Ø57 x 41 |  |
| **CABLE BASE S ◇**<br>**203 99 56 ◇**<br>◇ = ANO / B / W | 57 x 57 x 41 |  |
| **COVERSET R ◇**<br>**204 00 62 ◇**<br>**204 00 90 ◇**<br>**204 00 100 ◇**<br>◇ = ANO / B / W | <br>Ø62<br>Ø90<br>Ø100 |  |
| **COVERSET S ◇**<br>**204 62 62 ◇**<br>**204 80 80 ◇**<br>**204 90 90 ◇**<br>◇ = ANO / B / W | <br>62 x 62<br>80 x 80<br>90 x 90 |  |

# HOW TO BUILD
# YOUR PROFILE

**! PROFILE BUILDER ! COMING SOON !**
A practical easy-to-use web based tool to calculate your continuous profile lengths like Streamliner, Microline 40 / 60, Femtoline and Microline TR. Keep an eye on our website.

## 7
## SELECT LIGHT MODULES.



L 200






L 250




L 450










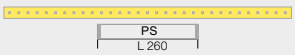





**REQUIREMENT**
**SRL - PC SBL PROFILE / m**
**389 02 05 SBL**
EXAMPLE: MAX.L / PROFILE: 6m - 0,2 / m

## 8
## DEFINE CIRCUITS.

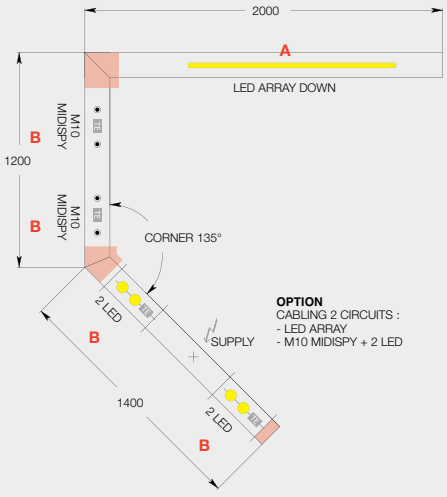


CIRCUIT **A** : LED ARRAY = 1 MODULE
CIRCUIT **B** : M10 MIDISPY + 2 LED = 4 MODULES

# MODULES B > # MODULES A
CIRCUIT **B** : STANDARD INCL.
CIRCUIT **A** : 1 x **328 90 01**

# TRIMLESS
# SUPSENSION / CONNECTION

## SUSPENSION TRIMLESS O.F.A.



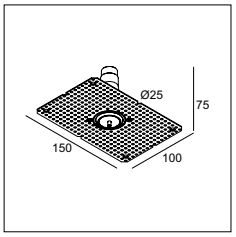


62 x 80 9 or 12
102 x 80 (CONCRETE)

**SUSPENSION TRIMLESS O.F.A.**
**328 10 01**
INCL.1 x AUTOMATIC ADJUSTMENT

0,2

play.deltalight.com/suspensiontrimlessconcrete
play.deltalight.com/suspensiontrimlessplasterboard

## SUSPENSION + CONNECTION TRIMLESS O.F.A.



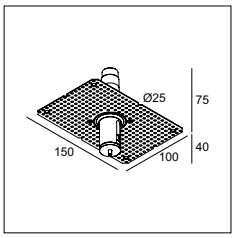


62 x 80 9 or 12
102 x 80 (CONCRETE)

**SUSPENSION + CONNECTION TRIMLESS O.F.A.**
**328 10 02**
INCL.1 x CONNECTOR max. 2 x 2,5 $mm^2$ + PE
INCL.1 x AUTOMATIC ADJUSTMENT
4A / 250V

0,2

play.deltalight.com/suspensiontrimlessconcrete
play.deltalight.com/suspensiontrimlessplasterboard

## CONNECTION TRIMLESS O.F.A.



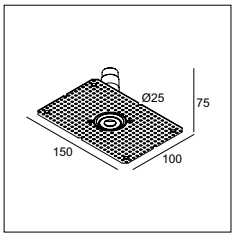


62 x 80 9 or 12
102 x 80 (CONCRETE)

**CONNECTION TRIMLESS O.F.A.**
**328 10 03**
INCL.1 x CONNECTOR max. 2 x 2,5 $mm^2$+ PE
4A / 250V

0,2

play.deltalight.com/suspensiontrimlessconcrete
play.deltalight.com/suspensiontrimlessplasterboard



# MAGNETIC PROFILES

With the magnetic profiles, Delta Light takes it to the next level in the profile section. These profiles offer the highest degree of freedom and flexibility, as all modules have a magnetic fixation. Splitline M20 and M52 allow for a neat, trimless installation, while Shiftline M26, M35 and M44 can be used for projects where surface or suspended mounting is required. To create the optimal light setting, multiple light modules are available: spot modules with different beams and lumen packages going up to 2000lm for accent lighting, linear LED lines for general or wallwash lighting and pendant modules for an elegant finish of the room.
All modules can be placed toolfree into the profile and repositioned afterwards thanks to their magnetic fixation. Simply click the module into the profile and both mechanical and electrical connection are ensured. As this family of profiles is powered by 48V, Smart 48 can be used for an easy 2-wire dimming/power solution, or even wireless. As an extra, today we even offer DALI modules for individual control of luminaires.

**www.deltalight.com/profiles**

| | | | |  | 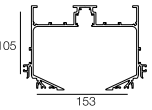 |  | 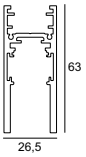 |  | 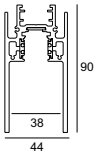 |
|---|---|---|---|---|---|---|---|---|---|
| | | | | **SPLITLINE M20** | **SPLITLINE M52** | **SHIFTLINE M26L** | **SHIFTLINE M26H** | **SHIFTLINE M35R** | **SHIFTLINE M44** |
| ACCENT LIGHTING |  | MICROSPY | ●● | ✓ | | ✓ | ✓ | ✓ | |
| |  | MIDISPY | ● | ✓ | | ✓ | ✓ | ✓ | |
| |  | SPY | ● | ✓ | | ✓ | ✓ | ✓ | |
| |  | SPY FOCUS | ● | ✓ | | ✓ | ✓ | ✓ | |
| |  | JAZZY | ● | ✓ | | ✓ | ✓ | ✓ | |
| |  | PUNK | ● | ✓ | | ✓ | ✓ | ✓ | |
| |  | VIZIR | ● | ✓ | | ✓ | ✓ | ✓ | |
| |  | HEDRA | ● | ✓ | | ✓ | ✓ | ✓ | |
| |  | TWEETER | ● | ✓ | | ✓ | ✓ | | |
| DECORATIVE LIGHTING |  | TWEETER BL | ● | ✓ | | ✓ | ✓ | | |
| |  | GIBBO | ● | ✓ | ✓ | ✓ | ✓ | ✓ | ✓ |
| |  | MICROSPY C | ● | ✓ | ✓ | ✓ | ✓ | ✓ | ✓ |
| GENERAL LIGHTING |  | LED LINE HE | | ✓ | | ✓* | ✓ | ✓ | ✓ |
| |  | LED LINE UP | | | | | ✓ | | ✓ |
| |  | DOT.COM M | ●●●● | ✓ | | ✓* | ✓ | ✓ | ✓ |
| |  | DOT.COM L | ●●●●● | | | | | | ✓ |
| |  | LED | ●● | | ✓ | | | | ✓ |
| |  | LED OK | ●● | | ✓ | | | | |
| |  | LED D | ●●● | | ✓ | | | | |
| WALLWASH LIGHTING |  | DOT.COM | | ✓ | | | ✓ | | |

* MODULE NOT FLUSH WITH PROFILE

# SPLITLINE M20

Splitline M20 combines the refinement and the cleanness of Splitline 16 with a boost of flexibility thanks to the magnetic mounting of the light modules. Together with the mechanical connection, the magnetic fixation of the modules ensures the electrical connection with the two 48V conductors in the profile. In this way all light modules – spots, linear LED lines and pendants – can easily be placed or replaced into the profile according to the project's requirements, without the need of any tools.
www.deltalight.com/splitlinem20

**www.deltalight.com/splitlinem20**

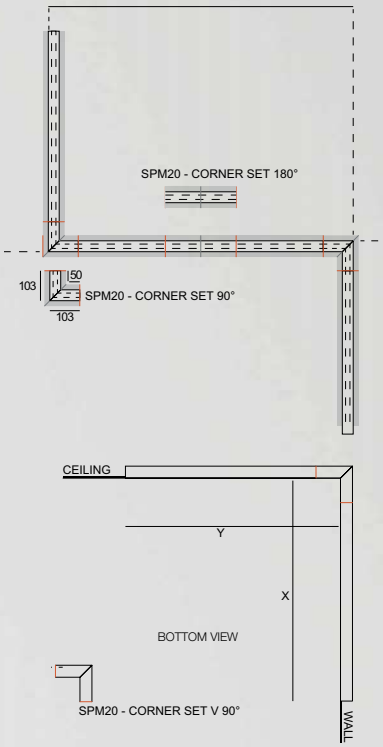









SPM20 + JAZZY

## 1 PROFILE CONSTRUCTION

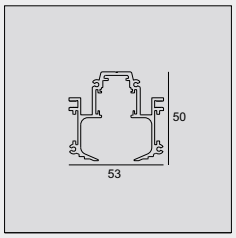


**SPM20 - PROFILE 1m**

**420 20 10 00** ◇

**SPM20 - PROFILE 2m**

**420 20 20 00** ◇

**SPM20 - PROFILE 3m**

**420 20 30 00** ◇

◇ B

48V-DC (2 CONDUCTORS)
2 DIM CONDUCTORS

0,3 / m IP20

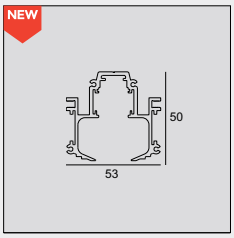


**SPM20 - CUSTOMISED**

**23301 0000** ◇

◇ B

MAX.L / PROFILE: 3m
48V-DC (2 CONDUCTORS)
2 DIM CONDUCTORS

0,3 / m IP20

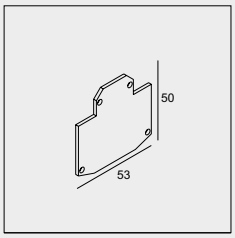


**SPM20 - END CAP**

**420 20 03 01** ◇

◇ B

0,1

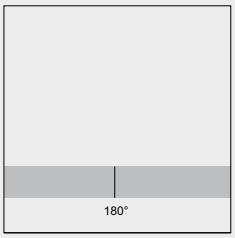


**SPM - CORNER 180°**

**420 06 01**

0,1

**REQUIREMENTS**
PROFILE CONNECTION

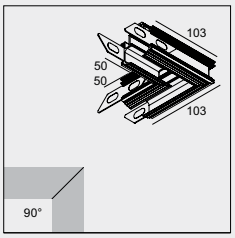


**SPM20 - CORNER SET 90°**

**420 20 06 06**

0,2

**REQUIREMENTS**
PROFILE CONNECTION

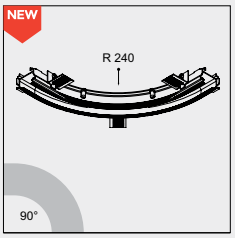


**SPM20 - CORNER SET R90° ***

**23301 0690**

0,9

INCL. CONNECTION CABLE

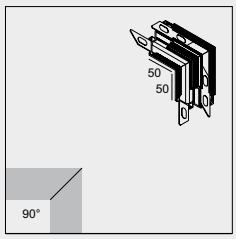


**SPM20 - CORNER SET V90°**

**420 20 06 17**

0,2

**REQUIREMENTS**
PROFILE CONNECTION

## 2 PROFILE FIXATION

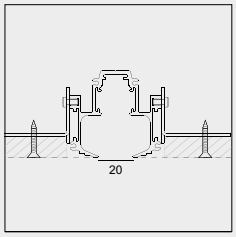


**SPM20 - FIXATION SET**

**420 20 14 01**

**57 x (L + 5) x 85**
**min. 9 - max.25**

SET OF 2 PCS
0,2

## 3 PROFILE CONNECTION REQUIREMENTS SEE PAGE PRO 680

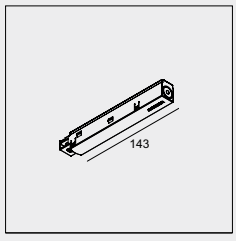


**SPM - SUPPLY 48V**

**420 99 03**

48V-DC MAX. 200W /
SUPPLY / MAX.50m

0,1 IP20

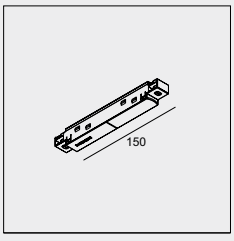


**SPM - CONNECTOR 48V-180°**

**420 99 01**

48V-DC MAX. 200W /
SUPPLY / MAX.50m

0,1 IP20

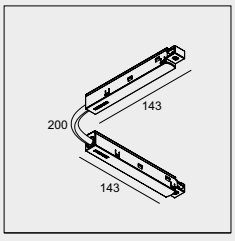


**SPM - CONNECTOR 48V-0-180°**

**420 99 02**

48V-DC MAX. 200W /
SUPPLY / MAX.50m

0,1 IP20

## 4 LIGHT MODULES * NO MODULES IN CORNERSET R

SEE PAGE PRO 681-693

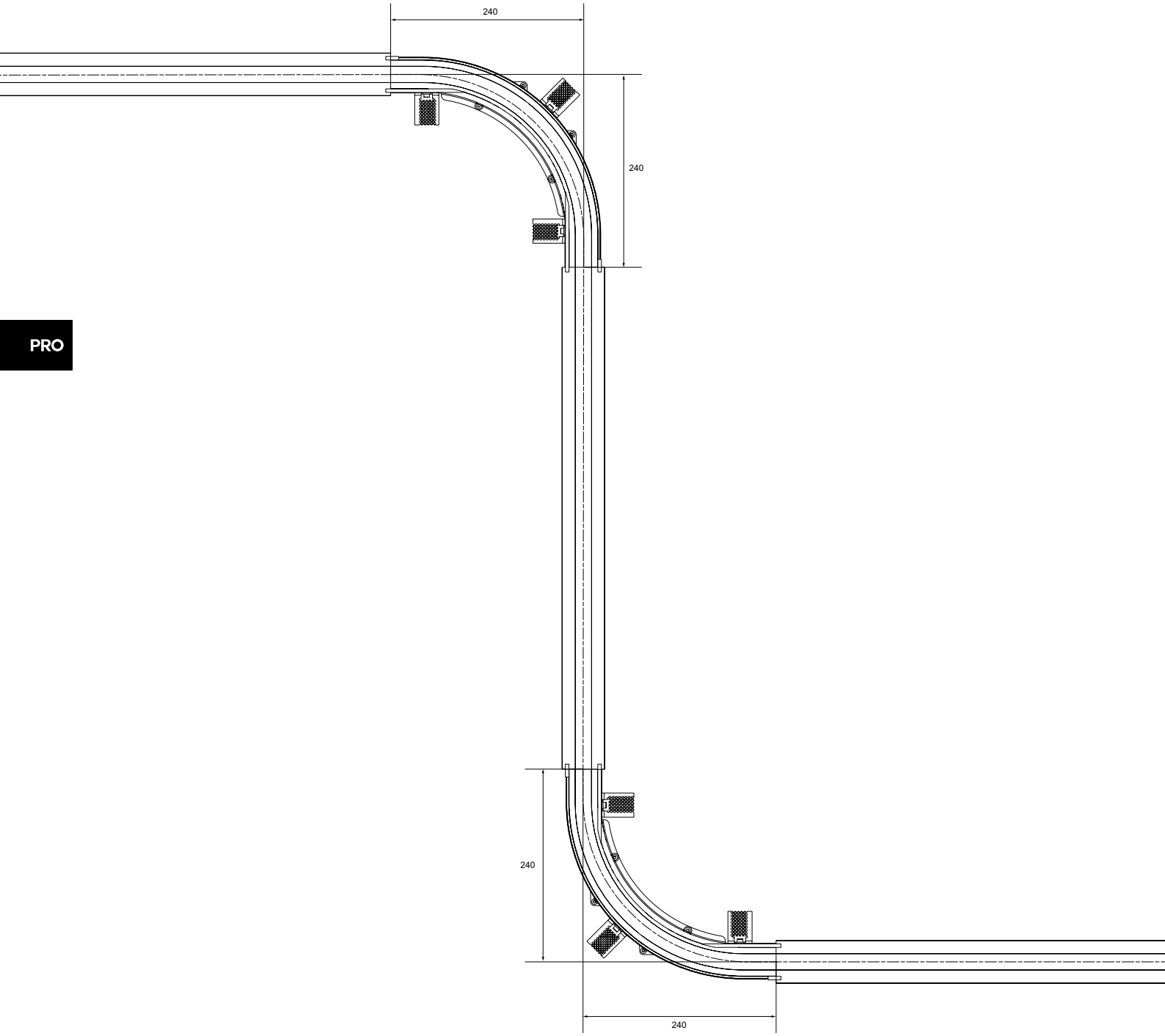
240
240
240
240



# SPLITLINE M52

One catchphrase could best describe the Splitline M52: Flexibility at its best! Apart from protruding spots and pendant modules, this wider profile also allows for adjustable spot modules to be hidden inside the black line in the ceiling, resulting in a serene setting of the room. Similar to Splitline M20, all modules can be toolfree installed and repositioned into the profile thanks to their magnetic fixation, allowing the end user to adapt the light according to the setting of the room.

**www.deltalight.com/splitlinem52**

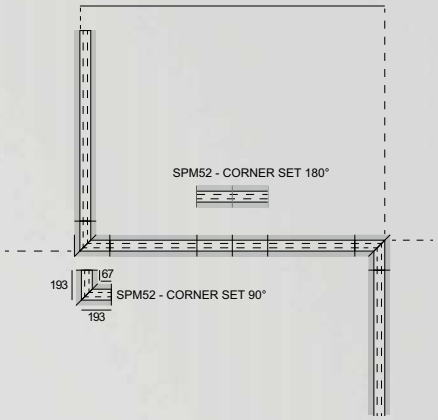






SPM52 + 2 LED D

## 1 PROFILE CONSTRUCTION

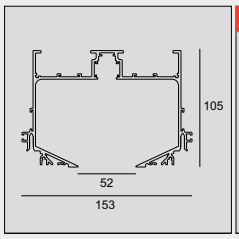


**SPM52 - PROFILE 1m**

**420 52 10 00** ◇

**SPM52 - PROFILE 2m**

**420 52 20 00** ◇

**SPM52 - PROFILE 3m**

**420 52 30 00** ◇

◇ B

48V-DC (2 CONDUCTORS)
2 DIM CONDUCTORS

3,7 / m IP20

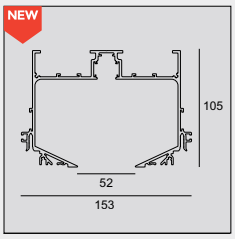


**SPM52 - CUSTOMISED**

**24413 0000** ◇

◇ B

MAX.L / PROFILE: 3m
48V-DC (2 CONDUCTORS)
2 DIM CONDUCTORS

3,7 / m IP20

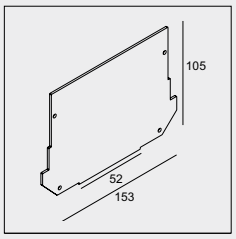


**SPM52 - END CAP**

**420 52 03 01** ◇

◇ B

0,1

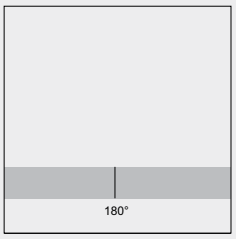


**SPM - CORNER 180°**

**420 06 01**

0,1

**REQUIREMENTS**
PROFILE CONNECTION

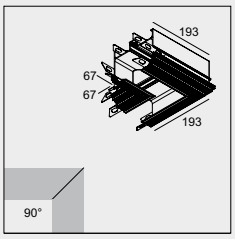


**SPM52 - CORNER 90°**

**420 52 06 06**

0,9

**REQUIREMENTS**
PROFILE CONNECTION

PRO

## 2 PROFILE FIXATION

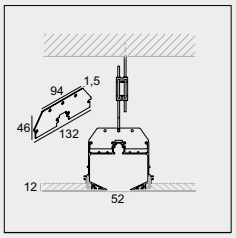


**SPM52 SUSPENSION BRACKET**

**420 52 98 01**

**121 x (L + 5) x 150**
**max.12**

0,1

## 3 PROFILE CONNECTION REQUIREMENTS SEE PAGE PRO 680

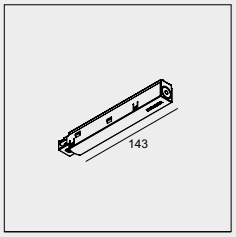


**SPM - SUPPLY 48V**

**420 99 03**

48V-DC MAX. 200W /
SUPPLY / MAX.50m

1,0 IP20

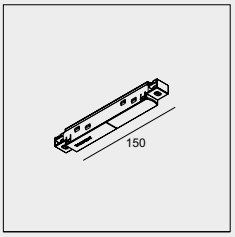


**SPM - CONNECTOR 48V-180°**

**420 99 01**

48V-DC MAX. 200W /
SUPPLY / MAX.50m

1,0 IP20

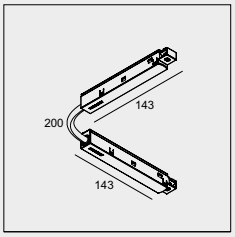


**SPM - CONNECTOR 48V-0-180°**

**420 99 02**

48V-DC MAX. 200W /
SUPPLY / MAX.50m

1,0 IP20

## 4 LIGHT MODULES

SEE PAGE PRO 681-693

NEW

# SHIFTLINE M26 L

Shiftline M26 L is the surface mounted variant of Splitline M20, ideal when recessed mounting is not an option.
Spy, Vizir and Hedra modules - in different sizes and lumen packages - can be combined with Tweeter modules, linear LED lighting or pendant modules as Microspy 39 C or Gibbo, giving you loads of possibilities to create your own ideal lighting scene. Do not worry if you overlooked something in this ideal lighting scene, as all modules can be easily switched from position thanks to their magnetic fixation.

**www.deltalight.com/shiftlinem26l**





SLM26L + VIZIR

## 1 PROFILE CONSTRUCTION

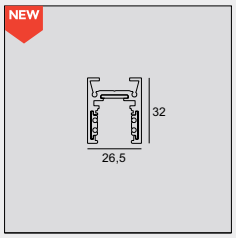


**SLM26L - PROFILE 1m**

**23358 0010** ◇

**SLM26L - PROFILE 2m**

**23358 0020** ◇

**SLM26L - PROFILE 3m**

**23358 0030** ◇

◇ B / W

48V-DC (2 CONDUCTORS)
2 DIM CONDUCTORS
0,7 / m IP20

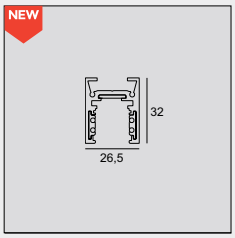


**SLM26L - CUSTOMISED**

**23358 0000** ◇

◇ B / W

MAX.L / PROFILE: 3m
48V-DC (2 CONDUCTORS)
2 DIM CONDUCTORS
0,7 / m IP20

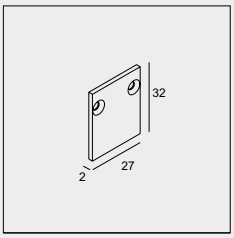


**SLM26L - END CAP**

**23358 0300** ◇

◇ B / W

SET OF 2 PCS
0,1

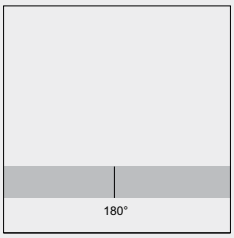


**SLM26L - CORNER 180°**

**23358 0620**

0,1

**REQUIREMENTS**
PROFILE CONNECTION

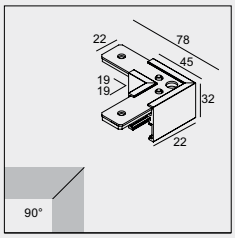


**SLM26L - CORNER SET 90°**

**23358 0640** ◇

◇ B / W

0,1

**REQUIREMENTS**
PROFILE CONNECTION

## 2 PROFILE FIXATION

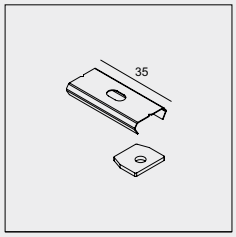


**SLM26L - FIXATION SET**

**23358 1410**

SET OF 2 PCS
0,2

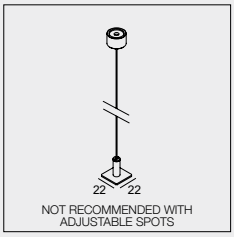


**SLM - CABLE SUSPENSION SINGLE 1,6**

**23359 0510**

L 1,6m

0,1

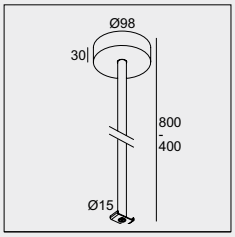


**SLM - ROD SUSPENSION 0,8m + CONNECTION**

**23358 1510** ◇

◇ B / W

0,5
EXCL. CABLING

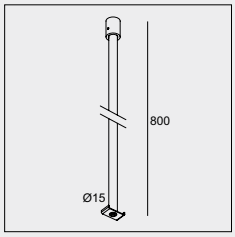


**SLM - ROD SUSPENSION 0,8m**

**23358 1520** ◇

◇ B / W

0,3
EXCL. CABLING

## 3 PROFILE CONNECTION REQUIREMENTS SEE PAGE PRO 680

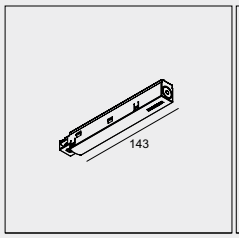


**SPM - SUPPLY 48V**

**420 99 03**

48V-DC MAX. 200W
SUPPLY / MAX.50m
0,1 IP20

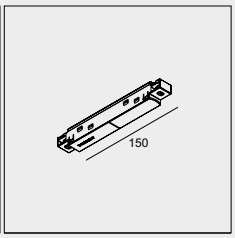


**SPM - CONNECTOR 48V-180°**

**420 99 01**

48V-DC MAX. 200W
SUPPLY / MAX.50m
0,1 IP20

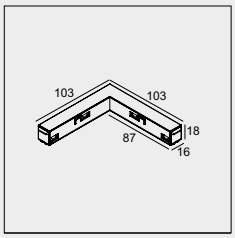


**SPM - CONNECTOR 48V-90°**

**23300 9920**

48V-DC MAX. 200W
SUPPLY / MAX.50m
0,1 IP20

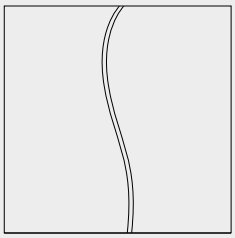

**CURRENT SUPPLY SET L1,6m TRANSPARENT**

**23359 2120 -** 2 x 0,75mm² FOR MDL

**23359 2140 -** 4 x 0,75mm² FOR DALI DIM

**CURRENT SUPPLY L1,6m BLACK**

**23359 2220 -** 2 x 0,75mm² FOR MDL

**23359 2240 -** 4 x 0,75mm² FOR DALI DIM

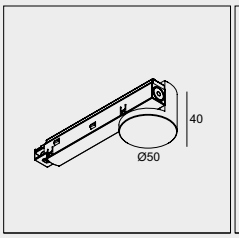


**SLM26L-SIDE SUPPLY 48V**

**23358 1540**

48V-DC MAX. 200W
SUPPLY / MAX.50m
0,1 IP20

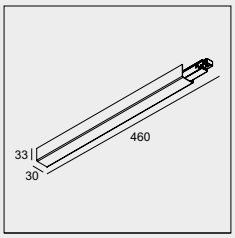


**SLM26L-POWERBOX 48V / 96W**

**23377 0010**

220-240V / 50-60Hz

0,5 IP20

## 4 LIGHT MODULES

SEE PAGE PRO 681-693

**OPTIONS**
CABLE BASE R ◇ ▸ **203 99 55** ANO / B / W
CABLE BASE S ◇ ▸ **203 99 56** ANO / B / W
COVERSET R 62-90-100 / S 62-80-90

# SHIFTLINE M26 L MATRIX

Unlimited flexibility is what the Shiftline M26 L Matrix system stands for. These clever add-ons to the Shiftline M26 L profiles allow you to couple multiple profiles to each other and create any structure you want. Our 2P Connector not only assures the electrical connection between two profiles, it also serves as a decorative element as its cylindrical shape is perfectly in contrast with the straight lines of the profile. Moreover, this contrast can be enhanced by choosing the Gold Coloured finish for these nodes, a bold statement where design meets functionality.
To complete the Matrix system, an additional ceiling fixation and a non electrical connector allow for unlimited creativity as one is free to connect multiple profiles any way they want. Moreover, the new Side Supply finishes it off in style as it is designed according to the looks of the 2P Connector.

**www.deltalight.com/shiftlinem26l**

PRO

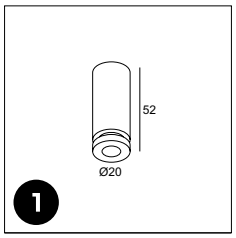


**SLM26L-CEILING FIXATION**

**23358 9830** ◇

◇ B

0,1

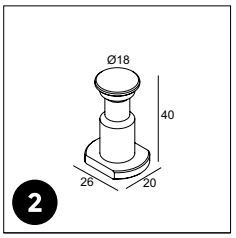


**SLM26L-2P SUPPORT**

**23358 9820** ◇

◇ B

0,1

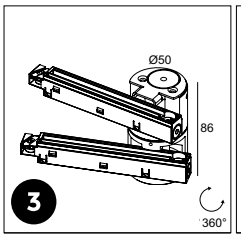


**SLM26L-2P CONNECTOR 48V**

**23358 9810** ◇

◇ B / GC

48V-DC MAX. 200W
SUPPLY / MAX.50m

0,7 IP20

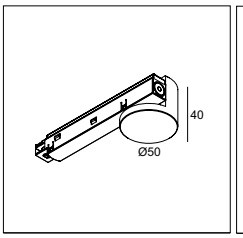


**SLM26L-SIDE SUPPLY 48V**

**23358 1540** ◇

◇ B

48V-DC MAX. 200W
SUPPLY / MAX.50m

0,1 IP20

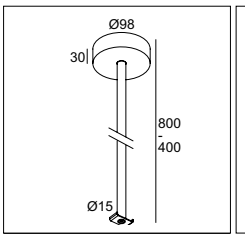


**SLM - ROD SUSPENSION 0,8m + CONNECTION**

**23358 1510** ◇

◇ B / W

0,5
EXCL. CABLING

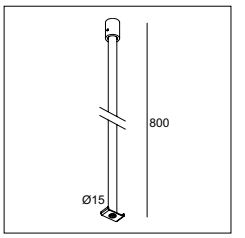


**SLM - ROD SUSPENSION 0,8m**

**23358 1520** ◇

◇ B / W

0,3
EXCL. CABLING




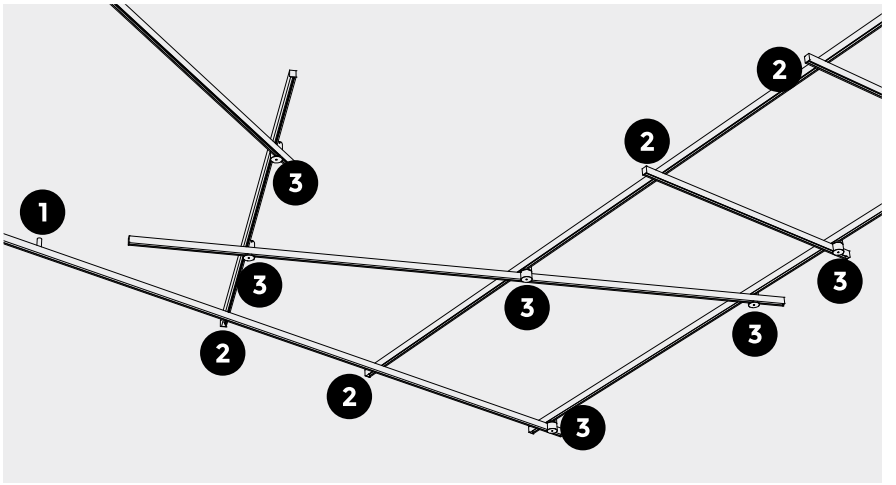



NEW

# SHIFTLINE M26 H

The higher version of our Shiftline M26 creates extra possibilities in terms of functionality, as the profile allows for a combination of modules for direct lighting with linear modules for indirect lighting, a perfect way to enhance the spacial feeling of the room.
To break the linearity of the Shiftline M26 H, 2 curved corners are available to go from a straight lighting pattern to a free-form lighting set-up. The bends of 90° and 135° allow you to create the set-up of your desires.

**www.deltalight.com/shiftlinem26h**





SLM26H + LED LINE HE



SLM26H + LED LINE UP

## 1 PROFILE CONSTRUCTION

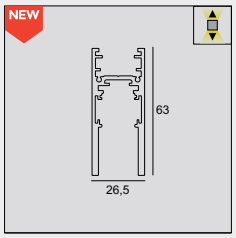


**SLM26H - PROFILE 1m**

**23359 0010** ◇

**SLM26H - PROFILE 2m**

**23359 0020** ◇

**SLM26H - PROFILE 3m**

**23359 0030** ◇

◇ B / W

48V-DC (2 CONDUCTORS)
2 DIM CONDUCTORS
1,2 / m IP20

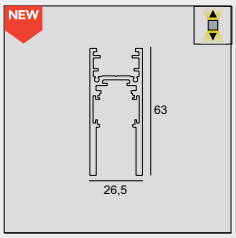


**SLM26H - CUSTOMISED**

**23359 0000** ◇

◇ B / W

MAX.L / PROFILE: 3m
48V-DC (2 CONDUCTORS)
2 DIM CONDUCTORS
1,2 / m IP20

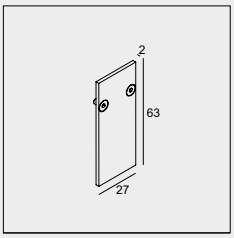


**SLM26H - END CAP**

**23359 0300** ◇

◇ B / W

SET OF 2 PCS
0,1

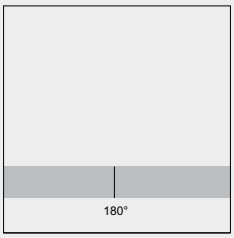


**SLM26H - CORNER 180°**

**23359 0620**

0,1

**REQUIREMENTS**
PROFILE CONNECTION

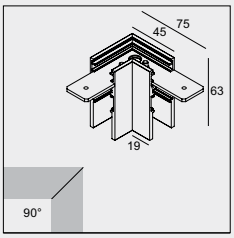


**SLM26H - CORNER SET 90°**

**23359 0640** ◇

◇ B / W

0,1

**REQUIREMENTS**
PROFILE CONNECTION

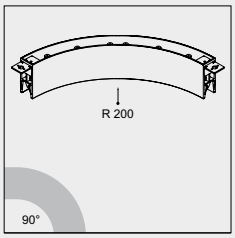


**SLM26H - CORNER SET R90° ***

**23359 0690** ◇

◇ B / W

0,9

INCL. CONNECTION CABLE

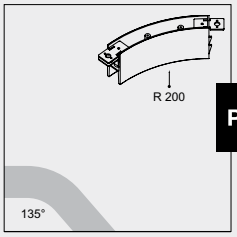


**SLM26H - CORNER SET R135° ***

**23359 0700** ◇

◇ B / W

0,5

INCL. CONNECTION CABLE

PRO

## 2 PROFILE FIXATION

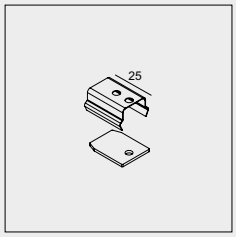


**SLM26H - FIXATION SET**

**23359 1410**

SET OF 2 PCS
0,2

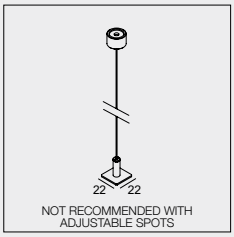


**SLM - CABLE SUSPENSION SINGLE 1,6**

**23359 0510**

L 1,6m

0,1

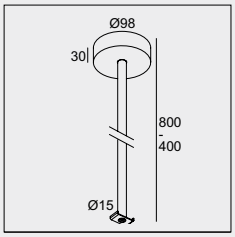


**SLM - ROD SUSPENSION 0,8m + CONNECTION**

**23358 1510** ◇

◇ B / W

0,5

EXCL. CABLING

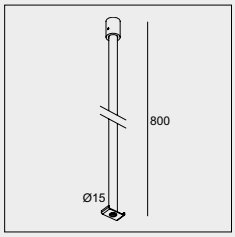


**SLM - ROD SUSPENSION 0,8m**

**23358 1520** ◇

◇ B / W

0,3

EXCL. CABLING

## 3 PROFILE CONNECTION REQUIREMENTS SEE PAGE PRO 680

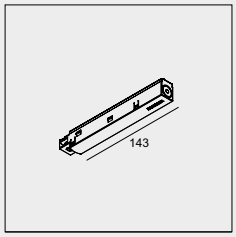


**SPM - SUPPLY 48V**

**420 99 03**

48V-DC MAX. 200W
SUPPLY / MAX.50m
0,1 IP20

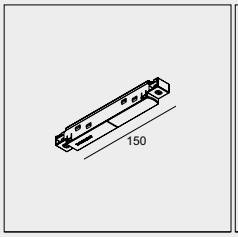


**SPM - CONNECTOR 48V-180°**

**420 99 01**

48V-DC MAX. 200W
SUPPLY / MAX.50m
0,1 IP20

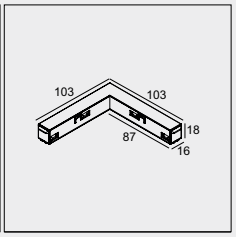


**SPM - CONNECTOR 48V-90°**

**23300 9920**

48V-DC MAX. 200W
SUPPLY / MAX.50m
0,1 IP20

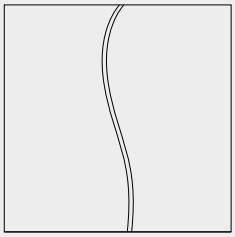

**CURRENT SUPPLY SET L1,6m TRANSPARENT**

**23359 2120** - 2 x 0,75mm² FOR MDL
**23359 2140** - 4 x 0,75mm² FOR DALI DIM
**23359 2340** - 4 x 0,75mm² FOR MDL + UP
**23359 2160** - 6 x 0,75mm² FOR DALI DIM + UP

**CURRENT SUPPLY L1,6m BLACK**

**23359 2220** - 2 x 0,75mm² FOR MDL
**23359 2240** - 4 x 0,75mm² FOR DALI DIM
**23359 2440** - 4 x 0,75mm² FOR MDL + UP
**23359 2260** - 6 x 0,75mm² FOR DALI DIM + UP

**OPTIONS**
CABLE BASE R ◇ ▸ **203 99 55** ANO / B / W
CABLE BASE S ◇ ▸ **203 99 56** ANO / B / W
COVERSET R 62-90-100 / S 62-80-90

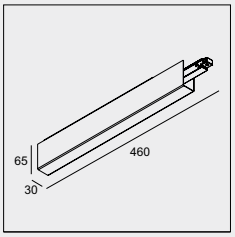


**SLM26H-POWERBOX 48V / 96W**

**23380 0010**

220-240V / 50-60Hz

0,8 IP20

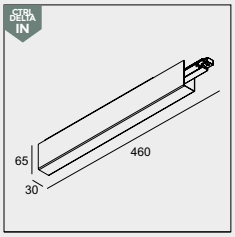


**SLM26H-POWERBOX 48V / 96W MDL**

**23380 001W**

220-240V / 50-60Hz

INCL.SMART 48 MODULATOR WD

0,8 IP20

## 4 LIGHT MODULES * NO MODULES IN CORNERSET R

SEE PAGE PRO 681-693

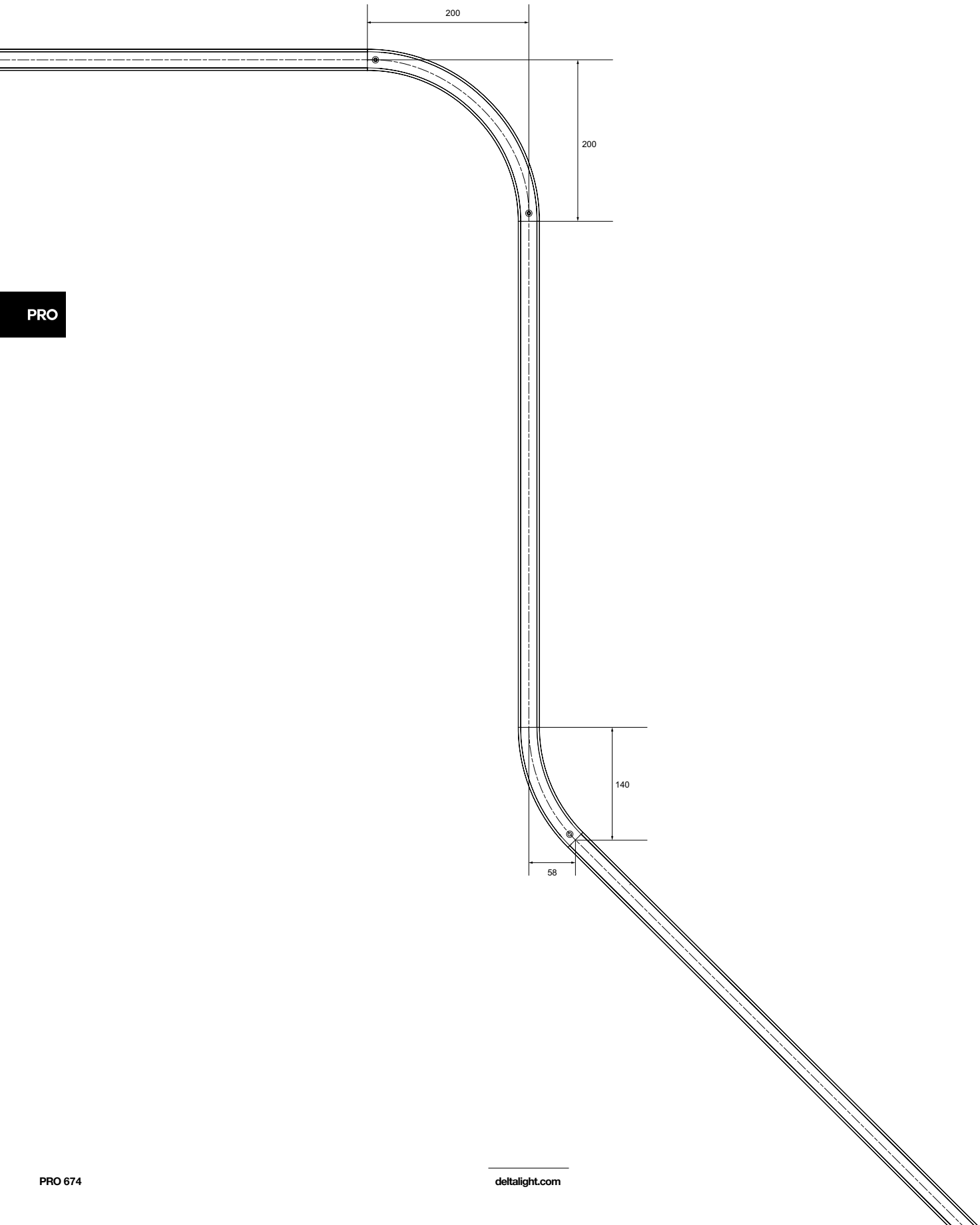
200
200
140
58



NEW

# SHIFTLINE M35 R

With its cylindrical shape, Shitline M35R is a decorative element on its own. Combined with the suspended Microspy 39 or Gibbo it can easily upscale any project. By adding magnetic spot modules or linear lighting, Shiftline M35R gives a sophisticated touch to functional lighting.

**www.deltalight.com/shiftlinem35r**



SLM35R + JAZZY

## 1 PROFILE CONSTRUCTION

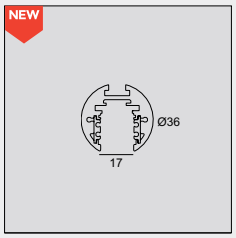


**SLM35R - PROFILE 1m**

**23375 0010** ◇

**SLM35R - PROFILE 2m**

**23375 0020** ◇

**SLM35R - PROFILE 3m**

**23375 0030** ◇

◇ B / W

48V-DC (2 CONDUCTORS)
2 DIM CONDUCTORS

1,1 / m IP20

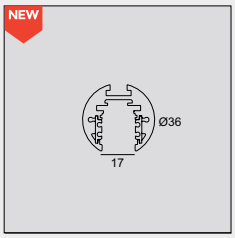


**SLM35R - CUSTOMISED**

**23375 0000** ◇

◇ B / W

MAX.L / PROFILE: 3m
48V-DC (2 CONDUCTORS)
2 DIM CONDUCTORS

1,1 / m IP20

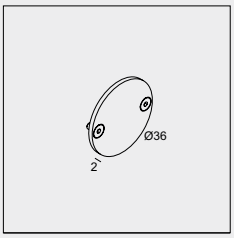


**SLM35R - END CAP**

**23375 0300** ◇

◇ B / W

SET OF 2 PCS

0,1

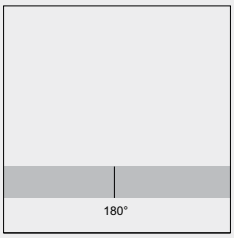


**SLM35R - CORNER 180°**

**23375 0620**

0,1

**REQUIREMENTS**
PROFILE CONNECTION

## 2 PROFILE FIXATION

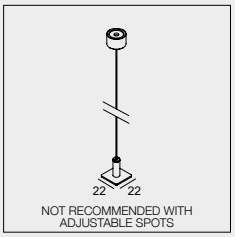


**SLM - CABLE SUSPENSION SINGLE 1,6**

**23359 0510**

L 1,6m

0,1

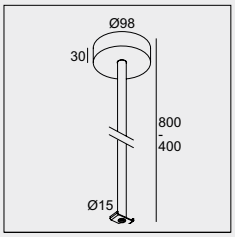


**SLM - ROD SUSPENSION 0,8m + CONNECTION**

**23358 1510** ◇

◇ B / W

0,5
EXCL. CABLING

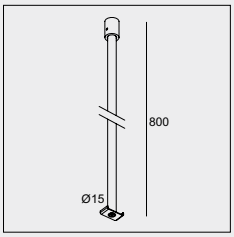


**SLM - ROD SUSPENSION 0,8m**

**23358 1520** ◇

◇ B / W

0,3
EXCL. CABLING

## 3 PROFILE CONNECTION REQUIREMENTS SEE PAGE PRO 680

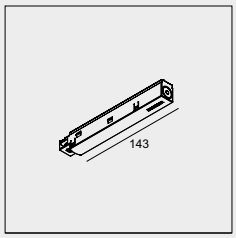


**SPM - SUPPLY 48V**

**420 99 03**

48V-DC MAX. 200W
SUPPLY / MAX.50m

0,1 IP20

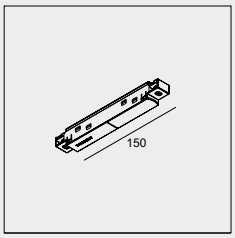


**SPM - CONNECTOR 48V-180°**

**420 99 01**

48V-DC MAX. 200W
SUPPLY / MAX.50m

0,1 IP20

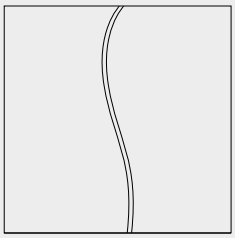

**CURRENT SUPPLY L1,6m TRANSPARENT**

**23359 2120 -** 2 x 0,75mm² FOR MDL

**23359 2140 -** 4 x 0,75mm² FOR DALI DIM

**CURRENT SUPPLY L1,6m BLACK**

**23359 2220 -** 2 x 0,75mm² FOR MDL

**23359 2240 -** 4 x 0,75mm² FOR DALI DIM

**OPTIONS**
CABLE BASE R ◇ ▸ **203 99 55** ANO / B / W
CABLE BASE S ◇ ▸ **203 99 56** ANO / B / W
COVERSET R 62-90-100 / S 62-80-90

## 4 LIGHT MODULES

SEE PAGE PRO 681-693

NEW

# SHIFTLINE M44

The broader Shiftline M44 is a surface or suspended magnetic profile that combines different types of lighting without the light modules being visible outside the profile. Linear modules or individual downlights for general lighting and Dot.Com for office lighting can easily be combined with uplight to enhance the volume of the room.

**www.deltalight.com/shiftlinem44**

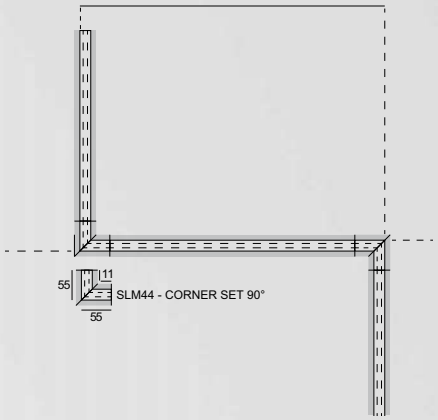

SLM44 - CORNER SET 90°




SLM44 + DOT.COM M4


SLM44 + 2 LED


SLM44 + ROD SUSPENSION


SLM44 + ROD SUSPENSION

## 1 PROFILE CONSTRUCTION

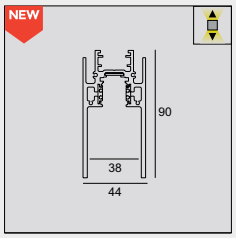


**SLM44 - PROFILE 2m**

**23374 0020** ◇

**SLM44 - PROFILE 3m**

**23374 0030** ◇

◇ B / W

48V-DC (2 CONDUCTORS)
2 DIM CONDUCTORS

2,5 / m IP20

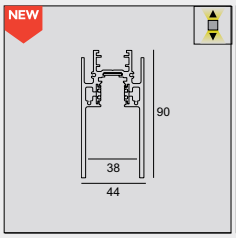


**SLM44 - CUSTOMISED**

**23374 0000** ◇

◇ B / W

MAX.L / PROFILE: 3m
48V-DC (2 CONDUCTORS)
2 DIM CONDUCTORS

2,5 / m IP20

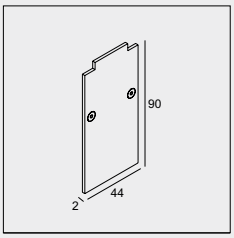


**SLM44 - END CAP**

**23374 0300** ◇

◇ B / W

SET OF 2 PCS

0,1

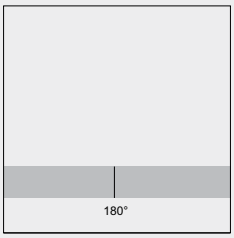


**SLM - CORNER 180°**

**23358 0620**

0,1

**REQUIREMENTS**
PROFILE CONNECTION

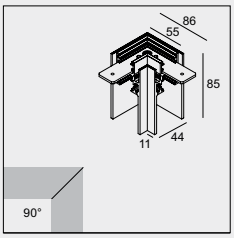


**SLM44 - CORNER SET 90°**

**23374 0640** ◇

◇ B / W

0,1

**REQUIREMENTS**
PROFILE CONNECTION

PRO

## 2 PROFILE FIXATION

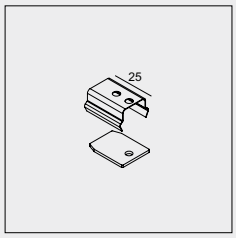


**SLM26H - FIXATION SET**

**23359 1410**

SET OF 2 PCS

0,2

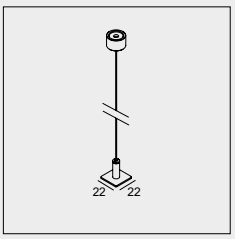


**SLM - CABLE SUSPENSION SINGLE 1,6**

**23359 0510**

L 1,6m

0,1

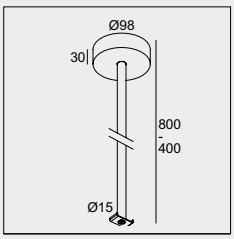


**SLM - ROD SUSPENSION 0,8m + CONNECTION**

**23358 1510** ◇

◇ B / W

0,5

EXCL. CABLING

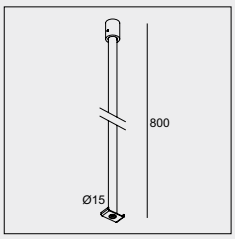


**SLM - ROD SUSPENSION 0,8m**

**23358 1520** ◇

◇ B / W

0,3

EXCL. CABLING

## 3 PROFILE CONNECTION REQUIREMENTS SEE PAGE PRO 680

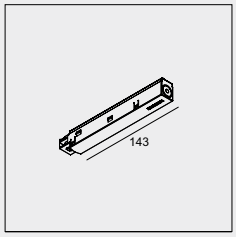


**SPM - SUPPLY 48V**

**420 99 03**

48V-DC MAX. 200W
SUPPLY / MAX.50m

0,1 IP20

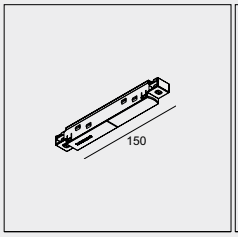


**SPM - CONNECTOR 48V-180°**

**420 99 01**

48V-DC MAX. 200W
SUPPLY / MAX.50m

0,1 IP20

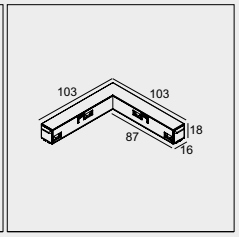


**SPM - CONNECTOR 48V-90°**

**23300 9920**

48V-DC MAX. 200W
SUPPLY / MAX.50m

0,1 IP20

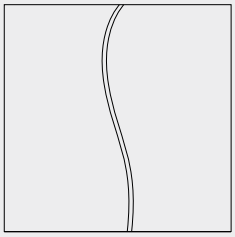

**CURRENT SUPPLY SET L1,6m TRANSPARENT**

**23359 2120 -** 2 x 0,75mm² FOR MDL
**23359 2140 -** 4 x 0,75mm² FOR DALI DIM
**23359 2340 -** 4 x 0,75mm² FOR MDL + UP
**23359 2160 -** 6 x 0,75mm² FOR DALI DIM + UP

**CURRENT SUPPLY SET L1,6m BLACK**

**23359 2220 -** 2 x 0,75mm² FOR MDL
**23359 2240 -** 4 x 0,75mm² FOR DALI DIM
**23359 2440 -** 4 x 0,75mm² FOR MDL + UP
**23359 2260 -** 6 x 0,75mm² FOR DALI DIM + UP

**OPTIONS**
CABLE BASE R ◇ ▶ **203 99 55** ANO / B / W
CABLE BASE S ◇ ▶ **203 99 56** ANO / B / W
COVERSET R 62-90-100 / S 62-80-90

## 4 LIGHT MODULES

SEE PAGE PRO 681-693

# REQUIREMENTS

## LED POWER SUPPLY

| 48V / 90W | 48V / 100W | 48V / 150W | 48V / 240W |
|---|---|---|---|
| 171 x 63 x 38 | 100 x 55 x 90 | 240 x 60 x 49 | 114 x 63 x 125 |
| Ø80 | DIN-RAIL | Ø90 | DIN-RAIL |
| **300 89 48 90** | **300 89 48 100** | **300 89 48 150** | **300 89 48 240** |
| 110-240V / 50-60Hz | 110-240V / 50-60Hz | 220-240V / 50-60Hz | 100-240V / 50-60Hz |
| IP67 | | IP20 | |

# OPTIONS

PRO

## DIMMABLE MODULATOR

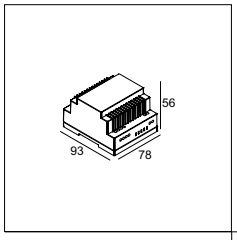


**SMART 48 MODULATOR DIM9**

**300 90 011**

48V-DC

MODULATED 48V-DC + DIM (MAX.200W)

0,1 IP20

**SMART 48 MODULATOR WD**

**300 90 012**

NEW

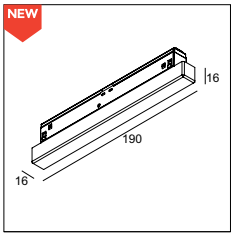


**SMART 48 MODULATOR PLUG-IN WD**

**21032 0030**

48V-DC

MODULATED 48V-DC + DIM (MAX.200W)

0,1 IP20

NEW

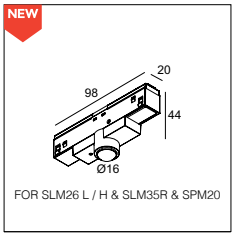


FOR SLM26 L / H & SLM35R & SPM20

**M-WIRELESS PRESENCE & DAYLIGHT SENSOR**

**21032 0040**

48V-DC

0,1 IP20

**DETECTION PATTERN**

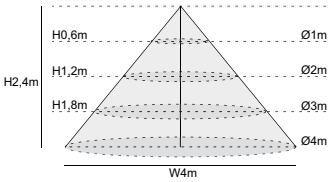


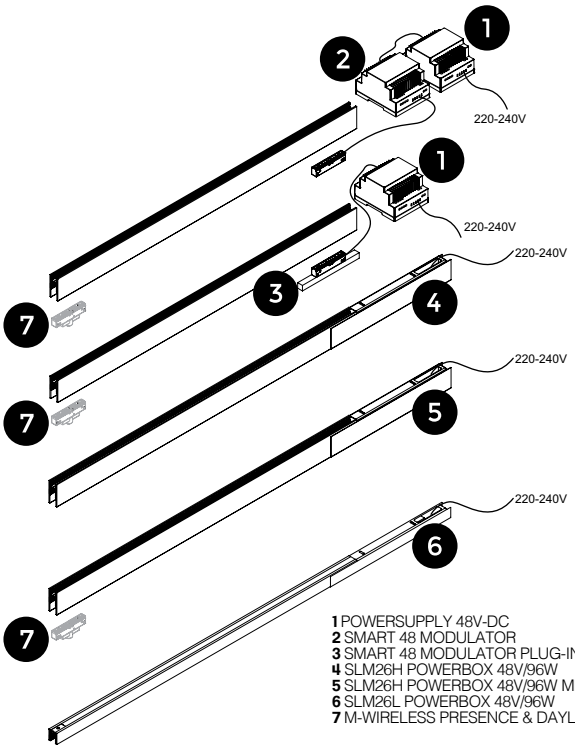


**1** POWERSUPPLY 48V-DC
**2** SMART 48 MODULATOR
**3** SMART 48 MODULATOR PLUG-IN WD
**4** SLM26H POWERBOX 48V/96W
**5** SLM26H POWERBOX 48V/96W MDL
**6** SLM26L POWERBOX 48V/96W
**7** M-WIRELESS PRESENCE & DAYLIGHT SENSOR



SLM26H



SLM26 L

# MODULES

## LED LINE HE



| | MDL | | | |
|---|---|---|---|---|
| | 3000K / CRI>90 | | | |
| | 2600lm/m / 21,6W/m / 48V-DC | | | |
| | 12,6W / L 610mm | 18,4W / L 810mm | 21,6W / L 1010mm | 25,2W / L 1210mm |
| **M20 / M26H** | **421 313 06 93 MDL** ◇ | **421 313 08 93 MDL** ◇ | **421 313 10 93 MDL** ◇ | **421 313 12 93 MDL** ◇ |
| **M26L / M35R** | | | | |
| **M26H** | | | | |
| **M35R** | | | | |
| **M44** | | | | |
| **M52** | - | - | - | - |

**REQUIREMENTS**
LED POWER SUPPLY 48V-DC

**OPTIONS**
DIMMABLE MODULATOR
(ONLY FOR MDL)

| | DALI DIM | | | |
|---|---|---|---|---|
| | 3000K / CRI>90 | | | |
| | 2600lm/m / 21,6W/m / 48V-DC | | | |
| | 12,6W / L 610mm | 18,4W / L 810mm | 21,6W / L 1010mm | 25,2W / L 1210mm |
| **M20** | **23347 0005** ◇ | **23348 0005** ◇ | **23349 0005** ◇ | **23350 0005** ◇ |
| **M26L** | | | | |
| **M26H** | | | | |
| **M35R** | | | | |
| **M44** | | | | |
| **M52** | - | - | - | - |

◇ B

0,3 IP20

## LED LINE UP




| | 3000K / CRI>90 | 2700K / CRI>90 |
|---|---|---|
| | 1400 lm/m / 15 W/m / 24V-DC | |
| | 13W / L 830mm | |
| **M20** | - | - |
| **M26L** | - | - |
| **M26H** | **23376 9300** ◇ | **23376 9200** ◇ |
| **M35R** | - | - |
| **M44** | **23376 9300** ◇ | **23376 9200** ◇ |
| **M52** | - | - |

◇ ANO

0,3 IP20

**REQUIREMENTS**
LED POWER SUPPLY 24V-DC

**OPTIONS**
24V-DC / 4A DIM1 UNIT ▸ **300 90 003 ED1**
24V-DC / 4A DIM5 UNIT ▸ **300 90 003 ED5**
24V-DC / 2x 4A WIRELESS DIM UNIT ▸ **300 90 010**



MDL MODULES STANDARD
ON UPPER CONDUCTORS.

**ON REQUEST AVAILABLE**
ON **LOWER CONDUCTORS**
**FOR SECOND CIRCUIT**

## DOT.COM WALLWASH 02 HO




**REQUIREMENTS**
LED POWER SUPPLY 48V-DC

**OPTIONS**
DIMMABLE MODULATOR
(ONLY FOR MDL)

| | MDL | |
|---|---|---|
| | 3000K / CRI>90 | 2700K / CRI>90 |
| | LED CLUSTER 10W / 1000lm / 48V-DC | |
| **M20** | **424 642 02 93 MDL** ◇ | **424 642 02 92 MDL** ◇ |
| **M26L** | - | - |
| **M26H** | **424 642 02 93 MDL** ◇ | **424 642 02 92 MDL** ◇ |
| **M35R** | - | - |
| **M44** | - | - |
| **M52** | - | - |

| | DALI DIM | |
|---|---|---|
| | 3000K / CRI>90 | 2700K / CRI>90 |
| | LED CLUSTER 10W / 1000lm / 48V-DC | |
| **M20** | **23367 9305** ◇ | **23367 9205** ◇ |
| **M26L** | - | - |
| **M26H** | **23367 9305** ◇ | **23367 9205** ◇ |
| **M35R** | - | - |
| **M44** | - | - |
| **M52** | - | - |

◇ B

0,3 IP20

PRO

## DOT.COM WALLWASH 06




**REQUIREMENTS**
LED POWER SUPPLY 48V-DC

**OPTIONS**
DIMMABLE MODULATOR
(ONLY FOR MDL)

| | MDL | |
|---|---|---|
| | 3000K / CRI>90 | 2700K / CRI>90 |
| | LED CLUSTER 12,6W / 1500lm / 48V-DC | LED CLUSTER 12,6W / 1420lm / 48V-DC |
| **M20** | **424 642 06 93 MDL** ◇ | **424 642 06 92 MDL** ◇ |
| **M26L** | - | - |
| **M26H** | **424 642 06 93 MDL** ◇ | **424 642 06 92 MDL** ◇ |
| **M35R** | - | - |
| **M44** | - | - |
| **M52** | - | - |

| | DALI DIM | |
|---|---|---|
| | 3000K / CRI>90 | 2700K / CRI>90 |
| | LED CLUSTER 12,6W / 1500lm / 48V-DC | LED CLUSTER 12,6W / 1420lm / 48V-DC |
| **M20** | **23368 9305** ◇ | **23368 9205** ◇ |
| **M26L** | - | - |
| **M26H** | **23368 9305** ◇ | **23368 9205** ◇ |
| **M35R** | - | - |
| **M44** | - | - |
| **M52** | - | - |

◇ B

1,4 IP20

## DOT.COM WALLWASH 08




**REQUIREMENTS**
LED POWER SUPPLY 48V-DC

**OPTIONS**
DIMMABLE MODULATOR
(ONLY FOR MDL)

| | MDL | |
|---|---|---|
| | 3000K / CRI>90 | 2700K / CRI>90 |
| | LED CLUSTER 18,4W / 2200lm / 48V-DC | LED CLUSTER 18,4W / 2142lm / 48V-DC |
| **M20** | **424 642 08 93 MDL** ◇ | **424 642 08 92 MDL** ◇ |
| **M26L** | - | - |
| **M26H** | **424 642 08 93 MDL** ◇ | **424 642 08 92 MDL** ◇ |
| **M35R** | - | - |
| **M44** | - | - |
| **M52** | - | - |

| | DALI DIM | |
|---|---|---|
| | 3000K / CRI>90 | 2700K / CRI>90 |
| | LED CLUSTER 18,4W / 2200lm / 48V-DC | LED CLUSTER 18,4W / 2142lm / 48V-DC |
| **M20** | **23369 9305** ◇ | **23369 9205** ◇ |
| **M26L** | - | - |
| **M26H** | **23369 9305** ◇ | **23369 9205** ◇ |
| **M35R** | - | - |
| **M44** | - | - |
| **M52** | - | - |

◇ B

1,8 IP20

# DOT.COM WALLWASH 12




**REQUIREMENTS**
LED POWER SUPPLY 48V-DC

**OPTIONS**
DIMMABLE MODULATOR
(ONLY FOR MDL)

| | MDL | |
|---|---|---|
| | 3000K / CRI>90 | 2700K / CRI>90 |
| | LED CLUSTER 25,2W / 3000lm / 48V-DC | LED CLUSTER 25,2W / 2922lm / 48V-DC |
| **M20** | **424 642 12 93 MDL** ◇ | **424 642 12 92 MDL** ◇ |
| **M26L** | - | - |
| **M26H** | **424 642 12 93 MDL** ◇ | **424 642 12 92 MDL** ◇ |
| **M35R** | - | - |
| **M44** | - | - |
| **M52** | - | - |

| | DALI DIM | |
|---|---|---|
| | 3000K / CRI>90 | 2700K / CRI>90 |
| | LED CLUSTER 25,2W / 3000lm / 48V-DC | LED CLUSTER 25,2W / 2922lm / 48V-DC |
| **M20** | **23370 9305** ◇ | **23370 9205** ◇ |
| **M26L** | - | - |
| **M26H** | **23370 9305** ◇ | **23370 9205** ◇ |
| **M35R** | - | - |
| **M44** | - | - |
| **M52** | - | - |

◇ B

2,5 IP20

PRO

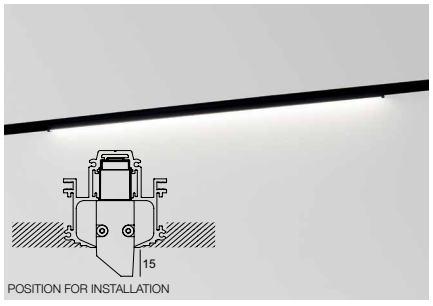


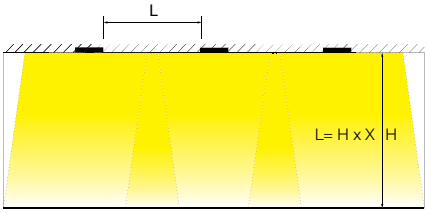


example: H=3000 mm ⟶ L= 3000 mm x 0,5 = 1500 mm

| | X |
|---|---|
| DOT.COM L WALLWASH 02 | 0,5 |
| DOT.COM L WALLWASH 06 | 0,25 |
| DOT.COM L WALLWASH 08 | 0,33 |
| DOT.COM L WALLWASH 12 | 0,5 |

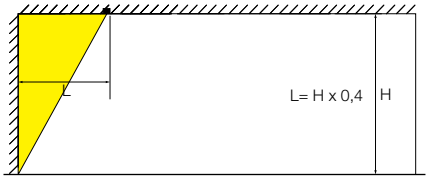


example: H=3000 mm ⟶ L= 3000 mm x 0,4 = 1200 mm

## DOT.COM M4




**REQUIREMENTS**
LED POWER SUPPLY 48V-DC

**OPTIONS**
DIMMABLE MODULATOR
(ONLY FOR MDL)

| | MDL | | | | | |
|---|---|---|---|---|---|---|
| | 3000K / CRI>90 | | | 2700K / CRI>90 | | |
| | LED CLUSTER 5,6W / 628lm / 48V-DC | | | LED CLUSTER 5,6W / 612lm / 48V-DC | | |
| | 14° | 33° | 49° | 14° | 33° | 49° |
| **M20** | | | | | | |
| **M26L** | | | | | | |
| **M26H** | **424 612 04 931 MDL◇** | **424 612 04 932 MDL◇** | **424 612 04 933 MDL◇** | **424 612 04 921 MDL◇** | **424 612 04 922 MDL◇** | **424 612 04 923 MDL◇** |
| **M35R** | | | | | | |
| **M44** | | | | | | |
| **M52** | - | - | - | - | - | - |

| | DALI DIM | | | | | |
|---|---|---|---|---|---|---|
| | 3000K / CRI>90 | | | 2700K / CRI>90 | | |
| | LED CLUSTER 5,6W / 628lm / 48V-DC | | | LED CLUSTER 5,6W / 612lm / 48V-DC | | |
| | 14° | 33° | 49° | 14° | 33° | 49° |
| **M20** | | | | | | |
| **M26L** | | | | | | |
| **M26H** | **23355 9315 ◇** | **23355 9325 ◇** | **23355 9335 ◇** | **23355 9215 ◇** | **23355 9225 ◇** | **23355 9235 ◇** |
| **M35R** | | | | | | |
| **M44** | | | | | | |
| **M52** | - | - | - | - | - | - |

◇ B-B / B-C / B-MMAT

0,2 IP20

PRO

## DOT.COM L2




**REQUIREMENTS**
LED POWER SUPPLY 48V-DC

**OPTIONS**
DIMMABLE MODULATOR
(ONLY FOR MDL)

| | MDL | | | |
|---|---|---|---|---|
| | 3000K / CRI>90 | | 2700K / CRI>90 | |
| | LED CLUSTER 4W / 420lm / 48V-DC | | LED CLUSTER 4W / 408lm / 48V-DC | |
| | 16° | 32° | 16° | 32° |
| **M20** | - | - | - | - |
| **M26L** | - | - | - | - |
| **M26H** | - | - | - | - |
| **M35R** | - | - | - | - |
| **M44** | **23270 9310 ◇** | **23270 9320 ◇** | **23270 9210 ◇** | **23270 9220 ◇** |
| **M52** | - | - | - | - |

| | DALI DIM | | | |
|---|---|---|---|---|
| | 3000K / CRI>90 | | 2700K / CRI>90 | |
| | LED CLUSTER 4W / 420lm / 48V-DC | | LED CLUSTER 4W / 408lm / 48V-DC | |
| | 16° | 32° | 16° | 32° |
| **M20** | - | - | - | - |
| **M26L** | - | - | - | - |
| **M26H** | - | - | - | - |
| **M35R** | - | - | - | - |
| **M44** | **23271 9315 ◇** | **23271 9325 ◇** | **23271 9215 ◇** | **23271 9225 ◇** |
| **M52** | - | - | - | - |

◇ B-B / B-MMAT

0,2 IP20

## DOT.COM L4




**REQUIREMENTS**
LED POWER SUPPLY 48V-DC

**OPTIONS**
DIMMABLE MODULATOR
(ONLY FOR MDL)

| | MDL | | | |
|---|---|---|---|---|
| | 3000K / CRI>90 | | 2700K / CRI>90 | |
| | LED CLUSTER 6,8W / 736lm / 48V-DC | | LED CLUSTER 6,8W / 716lm / 48V-DC | |
| | 16° | 32° | 16° | 32° |
| **M20** | - | - | - | - |
| **M26L** | - | - | - | - |
| **M26H** | - | - | - | - |
| **M35R** | - | - | - | - |
| **M44** | **23272 9310 ◇** | **23272 9320 ◇** | **23272 9210 ◇** | **23272 9220 ◇** |
| **M52** | - | - | - | - |

| | DALI DIM | | | |
|---|---|---|---|---|
| | 3000K / CRI>90 | | 2700K / CRI>90 | |
| | LED CLUSTER 6,8W / 736lm / 48V-DC | | LED CLUSTER 6,8W / 716lm / 48V-DC | |
| | 16° | 32° | 16° | 32° |
| **M20** | - | - | - | - |
| **M26L** | - | - | - | - |
| **M26H** | - | - | - | - |
| **M35R** | - | - | - | - |
| **M44** | **23273 9315 ◇** | **23273 9325 ◇** | **23273 9215 ◇** | **23273 9225 ◇** |
| **M52** | - | - | - | - |

◇ B-B / B-MMAT

0,4 IP20

## 1 LED




**REQUIREMENTS**
LED POWER SUPPLY 48V-DC

**OPTIONS**
DIMMABLE MODULATOR
(ONLY FOR MDL)

| | MDL | |
|---|---|---|
| | 3000K / CRI>80 | 2700K / CRI>80 |
| | LED 6W / 558lm / 48V-DC | LED 6W / 558lm / 48V-DC |
| | 20° | |
| **M20** | **-** | **-** |
| **M26L** | **-** | **-** |
| **M26H** | **-** | **-** |
| **M35R** | **-** | **-** |
| **M44** | **23266 8320** | **23266 8220** |
| **M52** | **421 218 1832 MDL** | **421 218 1822 MDL** |

| | DALI DIM | |
|---|---|---|
| | 3000K / CRI>80 | 2700K / CRI>80 |
| | LED 6W / 558lm / 48V-DC | LED 6W / 558lm / 48V-DC |
| | 20° | |
| **M20** | **-** | **-** |
| **M26L** | **-** | **-** |
| **M26H** | **-** | **-** |
| **M35R** | **-** | **-** |
| **M44** | **23267 8325** | **23267 8225** |
| **M52** | **24414 8325** | **24414 8225** |

III 0,3 IP20

PRO

## 2 LED




**REQUIREMENTS**
LED POWER SUPPLY 48V-DC

**OPTIONS**
DIMMABLE MODULATOR
(ONLY FOR MDL)

| | MDL | |
|---|---|---|
| | 3000K / CRI>80 | 2700K / CRI>80 |
| | 2 x LED 6W / 558lm / 48V-DC | 2 x LED 6W / 558lm / 48V-DC |
| | 20° | |
| **M20** | **-** | **-** |
| **M26L** | **-** | **-** |
| **M26H** | **-** | **-** |
| **M35R** | **-** | **-** |
| **M44** | **23268 8320** | **23268 8220** |
| **M52** | **421 218 2832 MDL** | **421 218 2822 MDL** |

| | DALI DIM | |
|---|---|---|
| | 3000K / CRI>80 | 2700K / CRI>80 |
| | 2 x LED 6W / 558lm / 48V-DC | 2 x LED 6W / 558lm / 48V-DC |
| | 20° | |
| **M20** | **-** | **-** |
| **M26L** | **-** | **-** |
| **M26H** | **-** | **-** |
| **M35R** | **-** | **-** |
| **M44** | **23269 8325** | **23269 8225** |
| **M52** | **24417 8325** | **24417 8225** |

III 0,3 IP20

## 2 LED OK




**REQUIREMENTS**
LED POWER SUPPLY 48V-DC

**OPTIONS**
DIMMABLE MODULATOR
(ONLY FOR MDL)

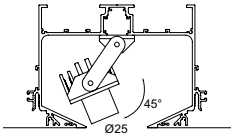


| | MDL | |
|---|---|---|
| | 3000K / CRI>80 | 2700K / CRI>80 |
| | 2 x LED 6W / 558lm / 48V-DC | 2 x LED 6W / 558lm / 48V-DC |
| | 20° | |
| **M20** | **-** | **-** |
| **M26L** | **-** | **-** |
| **M26H** | **-** | **-** |
| **M35R** | **-** | **-** |
| **M44** | **-** | **-** |
| **M52** | **421 248 2832 MDL** | **421 248 2822 MDL** |

| | DALI DIM | |
|---|---|---|
| | 3000K / CRI>80 | 2700K / CRI>80 |
| | 2 x LED 6W / 558lm / 48V-DC | 2 x LED 6W / 558lm / 48V-DC |
| | 20° | |
| **M20** | **-** | **-** |
| **M26L** | **-** | **-** |
| **M26H** | **-** | **-** |
| **M35R** | **-** | **-** |
| **M44** | **-** | **-** |
| **M52** | **24419 8325** | **24419 8225** |

III 0,3 IP20

## 1 LED D

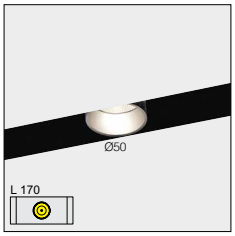


**REQUIREMENTS**
LED POWER SUPPLY 48V-DC

**OPTIONS**
DIMMABLE MODULATOR
(ONLY FOR MDL)

SOFT DIM

| | MDL | | |
|---|---|---|---|
| | 3000K / CRI>90 | 2700K / CRI>90 | 2700-1800K / CRI>90 |
| | LED 7,1W / 805lm / 48V-DC | LED 7,1W / 773lm / 48V-DC | LED 9,5W / 760lm / 48V-DC |
| | 33° | | 40° |
| **M20** | - | - | - |
| **M26L** | - | - | - |
| **M26H** | - | - | - |
| **M35R** | - | - | - |
| **M44** | - | - | - |
| **M52** | **421 228 811 932 D MDL** | **421 228 811 922 D MDL** | **421 228 1902 D MDL** |

| | DALI DIM | | |
|---|---|---|---|
| | 3000K / CRI>90 | 2700K / CRI>90 | 2700-1800K / CRI>90 |
| | LED 7,1W / 805lm / 48V-DC | LED 7,1W / 773lm / 48V-DC | LED 9,5W / 760lm / 48V-DC |
| | 33° | | 40° |
| **M20** | - | - | - |
| **M26L** | - | - | - |
| **M26H** | - | - | - |
| **M35R** | - | - | - |
| **M44** | - | - | - |
| **M52** | **24415 9325** | **24415 9225** | **24416 9025** |

III 0,3 IP20

PRO

## 2 LED D

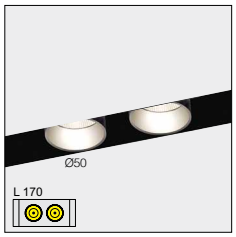


**REQUIREMENTS**
LED POWER SUPPLY 48V-DC

**OPTIONS**
DIMMABLE MODULATOR
(ONLY FOR MDL)

| | MDL | |
|---|---|---|
| | 3000K / CRI>90 | 2700K / CRI>90 |
| | 2 x LED 7,1W / 805lm / 48V-DC | 2 x LED 7,1W / 773lm / 48V-DC |
| | 33° | |
| **M20** | - | - |
| **M26L** | - | - |
| **M26H** | - | - |
| **M35R** | - | - |
| **M44** | - | - |
| **M52** | **421 228 812 932 D MDL** | **421 228 812 922 D MDL** |

| | DALI DIM | |
|---|---|---|
| | 3000K / CRI>90 | 2700K / CRI>90 |
| | 2 x LED 7,1W / 805lm / 48V-DC | 2 x LED 7,1W / 773lm / 48V-DC |
| | 33° | |
| **M20** | - | - |
| **M26L** | - | - |
| **M26H** | - | - |
| **M35R** | - | - |
| **M44** | - | - |
| **M52** | **24418 9325** | **24418 9225** |

III 0,3 IP20

## JAZZY




**REQUIREMENTS**
MIDISPY TUBE ◇ ▸ **414 03 00** B / FBR / FG / MMAT / SG / W
LED POWER SUPPLY 48V-DC

**OPTIONS**
DIMMABLE MODULATOR
(ONLY FOR MDL)

| | MDL | | | |
|---|---|---|---|---|
| | 3000K / CRI>80 | 3000K / CRI>90 | 2700K / CRI>80 | 2700K / CRI>90 |
| | LED 6W / 558lm / 48V-DC | LED 8,7W / 896lm / 48V-DC | LED 6W / 558lm / 48V-DC | LED 8,7W / 837lm / 48V-DC |
| | 20° | 40° | 20° | 40° |
| **M20** | **24714 8320** ◇ | **24715 9330** ◇ | **24714 8220** ◇ | **24715 9230** ◇ |
| **M26L** | **23254 8320** ◇ | **23256 9330** ◇ | **23254 8220** ◇ | **23256 9230** ◇ |
| **M26H** | **24714 8320** ◇ | **24715 9330** ◇ | **24714 8220** ◇ | **24715 9230** ◇ |
| **M35R** | **23254 8320** ◇ | **23256 9330** ◇ | **23254 8220** ◇ | **23256 9230** ◇ |
| **M44** | - | - | - | - |
| **M52** | - | - | - | - |

| | DALI DIM | | | |
|---|---|---|---|---|
| | 3000K / CRI>80 | 3000K / CRI>90 | 2700K / CRI>80 | 2700K / CRI>90 |
| | LED 6W / 558lm / 48V-DC | LED 8,7W / 896lm / 48V-DC | LED 6W / 558lm / 48V-DC | LED 8,7W / 837lm / 48V-DC |
| | 20° | 40° | 20° | 40° |
| **M20** | **24716 8325** ◇ | **24717 9335** ◇ | **24716 8225** ◇ | **24717 9235** ◇ |
| **M26L** | **23255 8325** ◇ | **23257 9335** ◇ | **23255 8225** ◇ | **23257 9235** ◇ |
| **M26H** | **24716 8325** ◇ | **24717 9335** ◇ | **24716 8225** ◇ | **24717 9235** ◇ |
| **M35R** | **23255 8325** ◇ | **23257 9335** ◇ | **23255 8225** ◇ | **23257 9235** ◇ |
| **M44** | - | - | - | - |
| **M52** | - | - | - | - |

◇ B / FBR / FG / W

III 0,6 IP20

## MICROSPY 271




**REQUIREMENTS**
LED POWER SUPPLY 48V-DC

**OPTIONS**
DIMMABLE MODULATOR
(ONLY FOR MDL)

| | MDL | |
|---|---|---|
| | 3000K / CRI>90 | 2700K / CRI>90 |
| | LED 6W / 697lm / 48V-DC | LED 6W / 669lm / 48V-DC |
| | 24° | |
| **M20** | **421 112 811 931 MDL** ◇ | **421 112 811 921 MDL** ◇ |
| **M26L** | **23218 9310** ◇ | **23218 9210** ◇ |
| **M26H** | **421 112 811 931 MDL** ◇ | **421 112 811 921 MDL** ◇ |
| **M35R** | **23218 9310** ◇ | **23218 9210** ◇ |
| **M44** | - | - |
| **M52** | - | - |

| | DALI DIM | |
|---|---|---|
| | 3000K / CRI>90 | 2700K / CRI>90 |
| | LED 6W / 697lm / 48V-DC | LED 6W / 669lm / 48V-DC |
| | 24° | |
| **M20** | **23333 9315** ◇ | **23333 9215** ◇ |
| **M26L** | **23219 9315** ◇ | **23219 9215** ◇ |
| **M26H** | **23333 9315** ◇ | **23333 9215** ◇ |
| **M35R** | **23219 9315** ◇ | **23219 9215** ◇ |
| **M44** | - | - |
| **M52** | - | - |

◇ B / W

III 0,1 IP20

PRO

## MICROSPY 272




**REQUIREMENTS**
LED POWER SUPPLY 48V-DC

**OPTIONS**
DIMMABLE MODULATOR
(ONLY FOR MDL)

| | MDL | |
|---|---|---|
| | 3000K / CRI>90 | 2700K / CRI>90 |
| | 2 x LED 6W / 697lm / 48V-DC | 2 x LED 6W / 669lm / 48V-DC |
| | 24° | |
| **M20** | **421 112 812 931 MDL** ◇ | **421 112 812 921 MDL** ◇ |
| **M26L** | **23220 9310** ◇ | **23220 9210** ◇ |
| **M26H** | **421 112 812 931 MDL** ◇ | **421 112 812 921 MDL** ◇ |
| **M35R** | **23220 9310** ◇ | **23220 9210** ◇ |
| **M44** | - | - |
| **M52** | - | - |

| | DALI DIM | |
|---|---|---|
| | 3000K / CRI>90 | 2700K / CRI>90 |
| | 2 x LED 6W / 697lm / 48V-DC | 2 x LED 6W / 669lm / 48V-DC |
| | 24° | |
| **M20** | **23334 9315** ◇ | **23334 9215** ◇ |
| **M26L** | **23221 9315** ◇ | **23221 9215** ◇ |
| **M26H** | **23334 9315** ◇ | **23334 9215** ◇ |
| **M35R** | **23221 9315** ◇ | **23221 9215** ◇ |
| **M44** | - | - |
| **M52** | - | - |

◇ B / W

III 0,2 IP20

## MICROSPY 391




**REQUIREMENTS**
LED POWER SUPPLY 48V-DC

**OPTIONS**
DIMMABLE MODULATOR
(ONLY FOR MDL)

| | MDL | |
|---|---|---|
| | 3000K / CRI>90 | 2700K / CRI>90 |
| | LED 7,1W / 805lm / 48V-DC | LED 7,1W / 773lm / 48V-DC |
| | 24° | |
| **M20** | **421 122 811 931 MDL** ◇ | **421 122 811 921 MDL** ◇ |
| **M26L** | **23222 9310** ◇ | **23222 9210** ◇ |
| **M26H** | **421 122 811 931 MDL** ◇ | **421 122 811 921 MDL** ◇ |
| **M35R** | **23222 9310** ◇ | **23222 9210** ◇ |
| **M44** | - | - |
| **M52** | - | - |

| | DALI DIM | |
|---|---|---|
| | 3000K / CRI>90 | 2700K / CRI>90 |
| | LED 7,1W / 805lm / 48V-DC | LED 7,1W / 773lm / 48V-DC |
| | 24° | |
| **M20** | **23335 9315** ◇ | **23335 9215** ◇ |
| **M26L** | **23223 9315** ◇ | **23223 9215** ◇ |
| **M26H** | **23335 9315** ◇ | **23335 9215** ◇ |
| **M35R** | **23223 9315** ◇ | **23223 9215** ◇ |
| **M44** | - | - |
| **M52** | - | - |

◇ B / W

III 0,2 IP20

## MICROSPY 392




**REQUIREMENTS**
LED POWER SUPPLY 48V-DC

**OPTIONS**
DIMMABLE MODULATOR
(ONLY FOR MDL)

| | MDL | |
|---|---|---|
| | 3000K / CRI>90 | 2700K / CRI>90 |
| | 2 x LED 7,1W / 805lm / 48V-DC | 2 x LED 7,1W / 773lm / 48V-DC |
| | 24° | |
| **M20** | **421 122 812 931 MDL ◇** | **421 122 812 921 MDL ◇** |
| **M26L** | **23224 9310 ◇** | **23224 9210 ◇** |
| **M26H** | **421 122 812 931 MDL ◇** | **421 122 812 921 MDL ◇** |
| **M35R** | **23224 9310 ◇** | **23224 9210 ◇** |
| **M44** | - | - |
| **M52** | - | - |

| | DALI DIM | |
|---|---|---|
| | 3000K / CRI>90 | 2700K / CRI>90 |
| | 2 x LED 7,1W / 805lm / 48V-DC | 2 x LED 7,1W / 773lm / 48V-DC |
| | 24° | |
| **M20** | **23336 9315 ◇** | **23336 9215 ◇** |
| **M26L** | **23225 9315 ◇** | **23225 9215 ◇** |
| **M26H** | **23336 9315 ◇** | **23336 9215 ◇** |
| **M35R** | **23225 9315 ◇** | **23225 9215 ◇** |
| **M44** | - | - |
| **M52** | - | - |

◇ B / W

0,5 IP20

PRO

## MIDISPY




**REQUIREMENTS**
MIDISPY TUBE ◇ ▸ **414 03 00** B / FBR / FG / MMAT / SG / W
LED POWER SUPPLY 48V-DC

**OPTIONS**
DIMMABLE MODULATOR
(ONLY FOR MDL)

| | MDL | | | |
|---|---|---|---|---|
| | 3000K / CRI>80 | 3000K / CRI>90 | 2700K / CRI>80 | 2700K / CRI>90 |
| | LED 6W / 558lm / 48V-DC | LED 8,1W / 877lm / 48V-DC | LED 6W / 558lm / 48V-DC | LED 8,1W / 877lm / 48V-DC |
| | 20° | 40° | 20° | 40° |
| **M20** | **421 132 272 832 MDL ◇** | **421 132 271 933 MDL ◇** | **421 132 272 822 MDL ◇** | **421 132 271 923 MDL ◇** |
| **M26L** | **23226 8320 ◇** | **23228 9330 ◇** | **23226 8220 ◇** | **23228 9230 ◇** |
| **M26H** | **421 132 272 832 MDL ◇** | **421 132 271 933 MDL ◇** | **421 132 272 822 MDL ◇** | **421 132 271 923 MDL ◇** |
| **M35R** | **23226 8320 ◇** | **23228 9330 ◇** | **23226 8220 ◇** | **23228 9230 ◇** |
| **M44** | - | - | - | - |
| **M52** | **421 138 272 832 MDL ◇** | **421 138 271 933 MDL ◇** | **421 138 272 822 MDL ◇** | **421 138 271 923 MDL ◇** |

| | DALI DIM | | | |
|---|---|---|---|---|
| | 3000K / CRI>80 | 3000K / CRI>90 | 2700K / CRI>80 | 2700K / CRI>90 |
| | LED 6W / 558lm / 48V-DC | LED 8,1W / 877lm / 48V-DC | LED 6W / 558lm / 48V-DC | LED 8,1W / 877lm / 48V-DC |
| | 20° | 40° | 20° | 40° |
| **M20** | **23338 8325 ◇** | **23337 9335 ◇** | **23338 8225 ◇** | **23337 9235 ◇** |
| **M26L** | **23227 8325 ◇** | **23229 9335 ◇** | **23227 8225 ◇** | **23229 9235 ◇** |
| **M26H** | **23338 8325 ◇** | **23337 9335 ◇** | **23338 8225 ◇** | **23337 9235 ◇** |
| **M35R** | **23227 8325 ◇** | **23229 9335 ◇** | **23227 8225 ◇** | **23229 9235 ◇** |
| **M44** | - | - | - | - |
| **M52** | **24420 8325 ◇** | **24421 9335 ◇** | **24420 8225 ◇** | **24421 9235 ◇** |

◇ B / FBR / FG / W

0,6 IP20

## SPY

SOFT DIM




**REQUIREMENTS**
SPY TUBE ◇ ▸ **414 01 00** B / FBR / FG / MMAT / SG / W
LED POWER SUPPLY 48V-DC

**OPTIONS**
DIMMABLE MODULATOR
(ONLY FOR MDL)

**ACCESSORIES**
HONEYCOMB / LENS / GLASS 50
PUNK SLEEVE

| | MDL | | | | |
|---|---|---|---|---|---|
| | 3000K / CRI>90 | | 2700K / CRI>90 | | 2700-1800K / CRI>90 |
| | LED 10,4W / 1118lm / 48V-DC | | LED 10,4W / 1073lm / 48V-DC | | LED 9,5W / 760lm / 48V-DC |
| | 18° | 33° | 18° | 33° | 40° |
| **M20** | **421 142 811 931 MDL ◇** | **421 142 811 932 MDL ◇** | **421 142 811 921 MDL ◇** | **421 142 811 922 MDL ◇** | **421 142 1902 MDL ◇** |
| **M26L** | **23234 9310 ◇** | **23234 9320 ◇** | **23234 9210 ◇** | **23234 9220 ◇** | **23238 9020 ◇** |
| **M26H** | **421 142 811 931 MDL ◇** | **421 142 811 932 MDL ◇** | **421 142 811 921 MDL ◇** | **421 142 811 922 MDL ◇** | **421 142 1902 MDL ◇** |
| **M35R** | **23234 9310 ◇** | **23234 9320 ◇** | **23234 9210 ◇** | **23234 9220 ◇** | **23238 9020 ◇** |
| **M44** | - | - | - | - | - |
| **M52** | **421 148 811 931 MDL ◇** | **421 148 811 932 MDL ◇** | **421 148 811 921 MDL ◇** | **421 148 811 922 MDL ◇** | **421 148 1902 MDL ◇** |

| | DALI DIM | | | | |
|---|---|---|---|---|---|
| | 3000K / CRI>90 | | 2700K / CRI>90 | | 2700-1800K / CRI>90 |
| | LED 10,4W / 1118lm / 48V-DC | | LED 10,4W / 1073lm / 48V-DC | | LED 10W / 760lm / 48V-DC |
| | 18° | 33° | 18° | 33° | 40° |
| **M20** | **23341 9315 ◇** | **23341 9325 ◇** | **23341 9215 ◇** | **23341 9225 ◇** | **23339 9025 ◇** |
| **M26L** | **23235 9315 ◇** | **23235 9325 ◇** | **23235 9215 ◇** | **23235 9225 ◇** | **23239 9025 ◇** |
| **M26H** | **23341 9315 ◇** | **23341 9325 ◇** | **23341 9215 ◇** | **23341 9225 ◇** | **23339 9025 ◇** |
| **M35R** | **23235 9315 ◇** | **23235 9325 ◇** | **23235 9215 ◇** | **23235 9225 ◇** | **23239 9025 ◇** |
| **M44** | - | - | - | - | - |
| **M52** | **24422 9315 ◇** | **24422 9325 ◇** | **24422 9215 ◇** | **24422 9225 ◇** | **24425 9025 ◇** |
| | ◇ B / FBR / FG / W | | | | ◇ B / W |

0,6 IP20

## SPY FOCUS LP




**REQUIREMENTS**
LED POWER SUPPLY 48V-DC

**OPTIONS**
DIMMABLE MODULATOR
(ONLY FOR MDL)

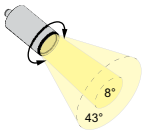


| | MDL | |
|---|---|---|
| | 3000K / CRI>90 | 2700K / CRI>90 |
| | LED 8,7W / 896lm / 48V-DC | LED 8,7W / 837lm / 48V-DC |
| | 8° - 43° | |
| **M20** | **23378 9300** ◇ | **23378 9200** ◇ |
| **M26L** | **23230 9300** ◇ | **23230 9200** ◇ |
| **M26H** | **23378 9300** ◇ | **23378 9200** ◇ |
| **M35R** | **23230 9300** ◇ | **23230 9200** ◇ |
| **M44** | - | - |
| **M52** | **24428 9300** ◇ | **24428 9200** ◇ |

| | DALI DIM | |
|---|---|---|
| | 3000K / CRI>90 | 2700K / CRI>90 |
| | LED 8,7W / 896lm / 48V-DC | LED 8,7W / 837lm / 48V-DC |
| | 8° - 43° | |
| **M20** | **23379 9305** ◇ | **23379 9205** ◇ |
| **M26L** | **23231 9305** ◇ | **23231 9205** ◇ |
| **M26H** | **23379 9305** ◇ | **23379 9205** ◇ |
| **M35R** | **23231 9305** ◇ | **23231 9205** ◇ |
| **M44** | - | - |
| **M52** | **24429 9305** ◇ | **24429 9205** ◇ |

◇ B / FBR / FG / W

0,6 IP20

PRO

## SPY FOCUS MP




**REQUIREMENTS**
LED POWER SUPPLY 48V-DC

**OPTIONS**
DIMMABLE MODULATOR
(ONLY FOR MDL)

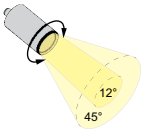


| | MDL | |
|---|---|---|
| | 3000K / CRI>90 | 2700K / CRI>90 |
| | LED 17,9W / 1950lm / 48V-DC | LED 17,9W / 1874lm / 48V-DC |
| | 12° - 45° | |
| **M20** | **23332 9300** ◇ | **23332 9200** ◇ |
| **M26L** | **23232 9300** ◇ | **23232 9200** ◇ |
| **M26H** | **23332 9300** ◇ | **23332 9200** ◇ |
| **M35R** | **23232 9300** ◇ | **23232 9200** ◇ |
| **M44** | - | - |
| **M52** | **24426 9300** ◇ | **24426 9200** ◇ |

| | DALI DIM | |
|---|---|---|
| | 3000K / CRI>90 | 2700K / CRI>90 |
| | LED 17,9W / 1950lm / 48V-DC | LED 17,9W/ 1874lm / 48V-DC |
| | 12° - 45° | |
| **M20** | **23373 9305** ◇ | **23373 9205** ◇ |
| **M26L** | **23233 9305** ◇ | **23233 9205** ◇ |
| **M26H** | **23373 9305** ◇ | **23373 9205** ◇ |
| **M35R** | **23233 9305** ◇ | **23233 9205** ◇ |
| **M44** | - | - |
| **M52** | **24427 9305** ◇ | **24427 9205** ◇ |

◇ B / FBR / FG / W

0,6 IP20

## SPY HP




**REQUIREMENTS**
SPY TUBE ◇ ▶ **414 01 00** B / FBR / FG / MMAT / SG / W
LED POWER SUPPLY 48V-DC

**OPTIONS**
DIMMABLE MODULATOR
(ONLY FOR MDL)

**ACCESSORIES**
HONEYCOMB / LENS / GLASS 50
PUNK SLEEVE

| | MDL | |
|---|---|---|
| | 3000K / CRI>90 | 2700K / CRI>90 |
| | LED 16,8W / 2075lm / 48V-DC | LED 16,8W / 2000lm / 48V-DC |
| | 33° | |
| **M20** | **421 142 21 931 MDL** ◇ | **421 142 21 921 MDL** ◇ |
| **M26L** | **23236 9310** ◇ | **23236 9210** ◇ |
| **M26H** | **421 142 21 931 MDL** ◇ | **421 142 21 921 MDL** ◇ |
| **M35R** | **23236 9310** ◇ | **23236 9210** ◇ |
| **M44** | - | - |
| **M52** | **421 148 21 931 MDL** ◇ | **421 148 21 921 MDL** ◇ |

| | DALI DIM | |
|---|---|---|
| | 3000K / CRI>90 | 2700K / CRI>90 |
| | LED 16,8W / 2075lm / 48V-DC | LED 16,8W / 2000lm / 48V-DC |
| | 33° | |
| **M20** | **23340 9315** ◇ | **23340 9215** ◇ |
| **M26L** | **23237 9315** ◇ | **23237 9215** ◇ |
| **M26H** | **23340 9315** ◇ | **23340 9215** ◇ |
| **M35R** | **23237 9315** ◇ | **23237 9215** ◇ |
| **M44** | - | - |
| **M52** | **24424 9315** ◇ | **24424 9215** ◇ |

◇ B / FBR / FG / W

0,6 IP20

## PUNK 39




**REQUIREMENTS**
LED POWER SUPPLY 48V-DC

**OPTIONS**
DIMMABLE MODULATOR
(ONLY FOR MDL)

| | MDL | |
|---|---|---|
| | 3000K / CRI>90 | 2700K / CRI>90 |
| | LED 7,1W / 805lm / 48V-DC | LED 7,1W / 773lm / 48V-DC |
| | 24° | |
| **M20** | **471 151 811 931 MDL** ◇ | **471 151 811 921 MDL** ◇ |
| **M26L** | **23244 9310** ◇ | **23244 9210** ◇ |
| **M26H** | **471 151 811 931 MDL** ◇ | **471 151 811 921 MDL** ◇ |
| **M35R** | **23244 9310** ◇ | **23244 9210** ◇ |
| **M44** | - | - |
| **M52** | - | - |

| | DALI DIM | |
|---|---|---|
| | 3000K / CRI>90 | 2700K / CRI>90 |
| | LED 7,1W / 805lm / 48V-DC | LED 7,1W / 773lm / 48V-DC |
| | 24° | |
| **M20** | **23372 9315** ◇ | **23372 9215** ◇ |
| **M26L** | **23245 9315** ◇ | **23245 9215** ◇ |
| **M26H** | **23372 9315** ◇ | **23372 9215** ◇ |
| **M35R** | **23245 9315** ◇ | **23245 9215** ◇ |
| **M44** | - | - |
| **M52** | - | - |

◇ B

0,2 IP20

PRO

## VIZIR




**REQUIREMENTS**
VIZIR TUBE ◇ ▸ **473 01 00** B / FBR / FG / W
LED POWER SUPPLY 48V-DC

**OPTIONS**
DIMMABLE MODULATOR
(ONLY FOR MDL)

**ACCESSORIES**
VIZIR HONEYCOMB / LENS

| | MDL | |
|---|---|---|
| | 3000K / CRI>80 | 2700K / CRI>80 |
| | LED 6W / 570lm / 48V-DC | LED 6W / 570lm / 48V-DC |
| | 15° | |
| **M20** | **473 151 831 MDL** ◇ | **473 151 821 MDL** ◇ |
| **M26L** | **23246 8310** ◇ | **23246 8210** ◇ |
| **M26H** | **473 151 831 MDL** ◇ | **473 151 821 MDL** ◇ |
| **M35R** | **23246 8310** ◇ | **23246 8210** ◇ |
| **M44** | - | - |
| **M52** | - | - |

| | DALI DIM | |
|---|---|---|
| | 3000K / CRI>80 | 2700K / CRI>80 |
| | LED 6W / 570lm / 48V-DC | LED 6W / 570lm / 48V-DC |
| | 15° | |
| **M20** | **23371 8315** ◇ | **23371 8215** ◇ |
| **M26L** | **23247 8315** ◇ | **23247 8215** ◇ |
| **M26H** | **23371 8315** ◇ | **23371 8215** ◇ |
| **M35R** | **23247 8315** ◇ | **23247 8215** ◇ |
| **M44** | - | - |
| **M52** | - | - |

◇ BBR / GC

0,3 IP20

## VIZIR L




**REQUIREMENTS**
VIZIR TUBE ◇ ▸ **473 01 00** B / FBR / FG / W
LED POWER SUPPLY 48V-DC

**OPTIONS**
DIMMABLE MODULATOR
(ONLY FOR MDL)

**ACCESSORIES**
VIZIR HONEYCOMB / LENS

| | MDL | |
|---|---|---|
| | 3000K / CRI>80 | 2700K / CRI>80 |
| | LED 10,4W / 1118lm / 48V-DC | LED 10,4W / 1073lm / 48V-DC |
| | 33° | |
| **M20** | **473 152 811 932 MDL** ◇ | **473 152 811 922 MDL** ◇ |
| **M26L** | **23248 9320** ◇ | **23248 9220** ◇ |
| **M26H** | **473 152 811 932 MDL** ◇ | **473 152 811 922 MDL** ◇ |
| **M35R** | **23248 9320** ◇ | **23248 9220** ◇ |
| **M44** | - | - |
| **M52** | - | - |

| | DALI DIM | |
|---|---|---|
| | 3000K / CRI>80 | 2700K / CRI>80 |
| | LED 10,4W / 1118lm / 48V-DC | LED 10,4W / 1073lm / 48V-DC |
| | 33° | |
| **M20** | **23362 9325** ◇ | **23362 9225** ◇ |
| **M26L** | **23249 9325** ◇ | **23249 9225** ◇ |
| **M26H** | **23362 9325** ◇ | **23362 9225** ◇ |
| **M35R** | **23249 9325** ◇ | **23249 9225** ◇ |
| **M44** | - | - |
| **M52** | - | - |

◇ BBR / GC

0,3 IP20

WIRELESS CONTROL
Suitable for all dimmable luminaires.
CTRL DELTA R

TECHNICAL DATA ▶ PAG TEC 4

## HEDRA




**REQUIREMENTS**
VIZIR TUBE ◇ ▶ **473 01 00** B / FBR / FG / W
LED POWER SUPPLY 48V-DC

**OPTIONS**
DIMMABLE MODULATOR
(ONLY FOR MDL)

**ACCESSORIES**
VIZIR HONEYCOMB / LENS

| | MDL | |
|---|---|---|
| | 3000K / CRI>80 | 2700K / CRI>80 |
| | LED 6W / 570lm / 48V-DC | LED 6W / 570lm / 48V-DC |
| | 15° | |
| **M20** | **473 251 831 MDL** ◇ | **473 251 821 MDL** ◇ |
| **M26L** | **23250 8310** ◇ | **23250 8210** ◇ |
| **M26H** | **473 251 831 MDL** ◇ | **473 251 821 MDL** ◇ |
| **M35R** | **23250 8310** ◇ | **23250 8210** ◇ |
| **M44** | - | - |
| **M52** | - | - |

| | DALI DIM | |
|---|---|---|
| | 3000K / CRI>80 | 2700K / CRI>80 |
| | LED 6W / 570lm / 48V-DC | LED 6W / 570lm / 48V-DC |
| | 15° | |
| **M20** | **23363 8315** ◇ | **23363 8215** ◇ |
| **M26L** | **23251 8315** ◇ | **23251 8215** ◇ |
| **M26H** | **23363 8315** ◇ | **23363 8215** ◇ |
| **M35R** | **23251 8315** ◇ | **23251 8215** ◇ |
| **M44** | - | - |
| **M52** | - | - |

◇ BBR / GC

0,3 IP20

## HEDRA L




**REQUIREMENTS**
VIZIR TUBE ◇ B / FBR / FG / W ▶ **473 01 00** ◇
LED POWER SUPPLY 48V-DC

**OPTIONS**
DIMMABLE MODULATOR
(ONLY FOR MDL)

**ACCESSORIES**
VIZIR HONEYCOMB / LENS

| | MDL | |
|---|---|---|
| | 3000K / CRI>80 | 2700K / CRI>80 |
| | LED 10,4W / 1118lm / 48V-DC | LED 10,4W / 1073lm / 48V-DC |
| | 33° | |
| **M20** | **473 252 811 932 MDL** ◇ | **473 252 811 922 MDL** ◇ |
| **M26L** | **23252 9320** ◇ | **23252 9220** ◇ |
| **M26H** | **473 252 811 932 MDL** ◇ | **473 252 811 922 MDL** ◇ |
| **M35R** | **23252 9320** ◇ | **23252 9220** ◇ |
| **M44** | - | - |
| **M52** | - | - |

| | DALI DIM | |
|---|---|---|
| | 3000K / CRI>80 | 2700K / CRI>80 |
| | LED 10,4W / 1118lm / 48V-DC | LED 10,4W / 1073lm / 48V-DC |
| | 33° | |
| **M20** | **23364 9325** ◇ | **23364 9225** ◇ |
| **M26L** | **23253 9325** ◇ | **23253 9225** ◇ |
| **M26H** | **23364 9325** ◇ | **23364 9225** ◇ |
| **M35R** | **23253 9325** ◇ | **23253 9225** ◇ |
| **M44** | - | - |
| **M52** | - | - |

◇ BBR / GC

0,4 IP20

PRO

## TWEETER PATENTED EX-CENTRIC ROTATION SYSTEM®




**REQUIREMENTS**
LED POWER SUPPLY 48V-DC

**OPTIONS**
DIMMABLE MODULATOR
(ONLY FOR MDL)

**ACCESSORIES**
TWEETER CLIP + HONEYCOMB / LENS / GLASS 40

| | MDL | | | |
|---|---|---|---|---|
| | 3000K / CRI>90 | | 2700K / CRI>90 | |
| | LED 10,4W / 1118lm / 48V-DC | | LED 10,4W / 1073lm / 48V-DC | |
| | 33° | 50° | 33° | 50° |
| **M20** | **421 512 811 932 MDL** ◇ | **421 512 811 933 MDL** ◇ | **421 512 811 922 MDL** ◇ | **421 512 811 923 MDL** ◇ |
| **M26L** | **23240 9320** ◇ | **23240 9330** ◇ | **23240 9220** ◇ | **23240 9230** ◇ |
| **M26H** | **421 512 811 932 MDL** ◇ | **421 512 811 933 MDL** ◇ | **421 512 811 922 MDL** ◇ | **421 512 811 923 MDL** ◇ |
| **M35R** | - | - | - | - |
| **M44** | - | - | - | - |
| **M52** | - | - | - | - |

| | DALI DIM | | | |
|---|---|---|---|---|
| | 3000K / CRI>90 | | 2700K / CRI>90 | |
| | LED 10,4W / 1118lm / 48V-DC | | LED 10,4W / 1073lm / 48V-DC | |
| | 33° | 50° | 33° | 50° |
| **M20** | **23351 9325** ◇ | **23351 9335** ◇ | **23351 9225** ◇ | **23351 9235** ◇ |
| **M26L** | **23241 9325** ◇ | **23241 9335** ◇ | **23241 9225** ◇ | **23241 9235** ◇ |
| **M26H** | **23351 9325** ◇ | **23351 9335** ◇ | **23351 9225** ◇ | **23351 9235** ◇ |
| **M35R** | - | - | - | - |
| **M44** | - | - | - | - |
| **M52** | - | - | - | - |

◇ W

III 0,6 IP20

PRO

## TWEETER BL PATENTED EX-CENTRIC ROTATION SYSTEM®

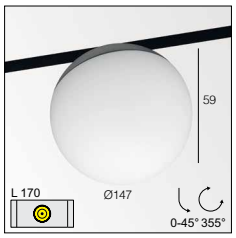


**REQUIREMENTS**
BOWL GLASS CLEAR ▸ **286 67 01**
BOWL GLASS AMBER ▸ **286 67 02**
BOWL GLASS OPAL WHITE ▸ **286 67 03**
LED POWER SUPPLY 48V-DC

**OPTIONS**
DIMMABLE MODULATOR
(ONLY FOR MDL)

| | MDL | |
|---|---|---|
| | 3000K / CRI>90 | 2700K / CRI>90 |
| | LED 10,4W / 1118lm / 48V-DC | LED 10,4W / 1073lm / 48V-DC |
| **M20** | **421 522 811 930 MDL** ◇ | **421 522 811 920 MDL** ◇ |
| **M26L** | **23242 9300** ◇ | **23242 9200** ◇ |
| **M26H** | **421 522 811 930 MDL** ◇ | **421 522 811 920 MDL** ◇ |
| **M35R** | - | - |
| **M44** | - | - |
| **M52** | - | - |

| | DALI DIM | |
|---|---|---|
| | 3000K / CRI>90 | 2700K / CRI>90 |
| | LED 10,4W / 1118lm / 48V-DC | LED 10,4W / 1073lm / 48V-DC |
| **M20** | **23352 9305** ◇ | **23352 9205** ◇ |
| **M26L** | **23243 9305** ◇ | **23243 9205** ◇ |
| **M26H** | **23352 9305** ◇ | **23352 9205** ◇ |
| **M35R** | - | - |
| **M44** | - | - |
| **M52** | - | - |

◇ B / W

EXCL.GLASS

III 0,6 IP20

## M - GIBBO

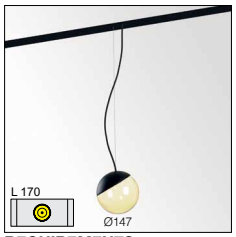


**REQUIREMENTS**
BOWL GLASS CLEAR ▸ **286 67 01**
BOWL GLASS AMBER ▸ **286 67 02**
BOWL GLASS OPAL WHITE ▸ **286 67 03**
LED POWER SUPPLY 48V-DC

**OPTIONS**
DIMMABLE MODULATOR
(ONLY FOR MDL)

| | MDL | |
|---|---|---|
| | 3000K / CRI>90 | 2700K / CRI>90 |
| | LED 7,1W / 805lm / 48V-DC | LED 7,1W / 773lm / 48V-DC |
| **M20** | **421 622 811 930 MDL ◇** | **421 622 811 920 MDL ◇** |
| **M26L** | | |
| **M26H** | | |
| **M35R** | | |
| **M44** | | |
| **M52** | | |

| | DALI DIM | |
|---|---|---|
| | 3000K / CRI>90 | 2700K / CRI>90 |
| | LED 7,1W / 805lm / 48V-DC | LED 7,1W / 773lm / 48V-DC |
| | 24° | |
| **M20** | **23354 9305 ◇** | **23354 9205 ◇** |
| **M26L** | | |
| **M26H** | | |
| **M35R** | | |
| **M44** | | |
| **M52** | | |

◇ B / W

EXCL.GLASS
INCL.1 x CABLE 2 x 0.75mm2
INCL.1 x CABLE SUSP. SINGLE AUTO 1,6m
0,3 IP20

PRO

## MICROSPY 39 C

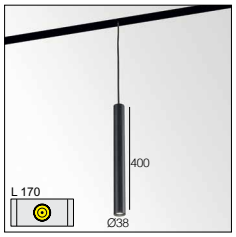


**REQUIREMENTS**
LED POWER SUPPLY 48V-DC

**OPTIONS**
DIMMABLE MODULATOR
(ONLY FOR MDL)

| | MDL | |
|---|---|---|
| | 3000K / CRI>90 | 2700K / CRI>90 |
| | LED 7,1W / 805lm / 48V-DC | LED 7,1W / 773lm / 48V-DC |
| | 24° | |
| **M20** | **421 612 811 931 MDL ◇** | **421 612 811 921 MDL ◇** |
| **M26L** | | |
| **M26H** | | |
| **M35R** | | |
| **M44** | | |
| **M52** | | |

| | DALI DIM | |
|---|---|---|
| | 3000K / CRI>90 | 2700K / CRI>90 |
| | LED 7,1W / 805lm / 48V-DC | LED 7,1W / 773lm / 48V-DC |
| | 24° | |
| **M20** | **23353 9315 ◇** | **23353 9215 ◇** |
| **M26L** | | |
| **M26H** | | |
| **M35R** | | |
| **M44** | | |
| **M52** | | |

◇ B / W

INCL.1 x CABLE 2 x 0.75mm2 / 1.6m
0,6 IP20











HM PROJECTS



# SPLIT-IT PRO

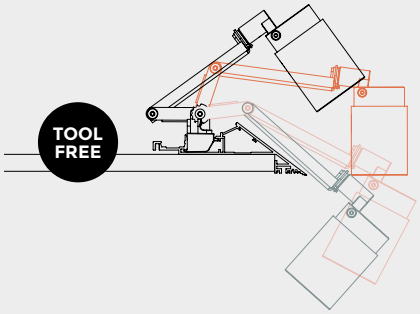


The Split-it Pro enables integration of edgeless lighting paths, either vertically or horizontally. Its 37° degree sharp edge gives walls and ceilings a 'paper-thin' appearance, with no visible wires and no shadow gaps, upgrading the level of architectural detail. It offers not only new ways to give shape to any lighting need, it also gives the possibility to integrate other engineering and technological necessities.

**www.deltalight.com/split-it-pro**





SPT PRO + SPY FOCUS LP

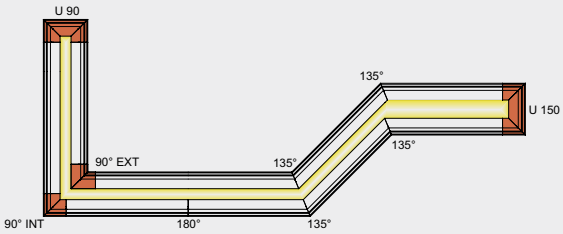


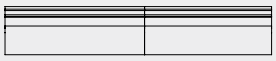

**SPT PRO - CORNER 180°**

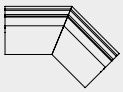

**SPT PRO - CORNER 135°**

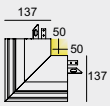


**SPT PRO - CORNER SET 90° INT**

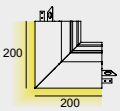


**SPT PRO - CORNER SET 90° EXT**

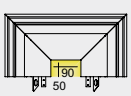


**SPT PRO - CORNER SET U 90**

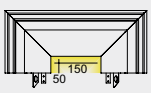


**SPT PRO - CORNER SET U 150**

## 1 PROFILE CONSTRUCTION

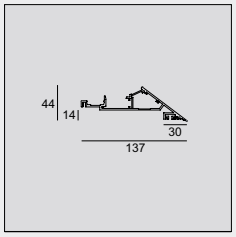


**SPT PRO - PROFILE**

**372 01 00 ◇**

◇ B / W

MAX.L / PROFILE: 6m

1,7

Kg / m

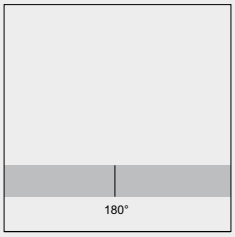


**SPT PRO - CORNER 180°**

**372 01 06 11**

0,3

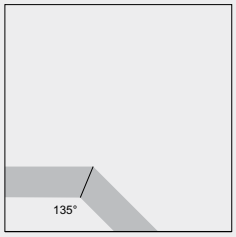


**SPT PRO - CORNER 135°**

**372 01 06 05**

0,3

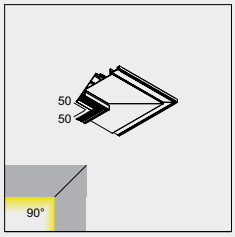


**SPT PRO - CORNER SET 90° INT**

**372 01 06 06**

◇ B / W

0,5

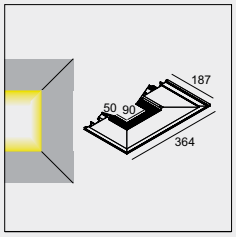


**SPT PRO - CORNER SET U 90**

**372 01 06 090**

◇ B / W

0,9

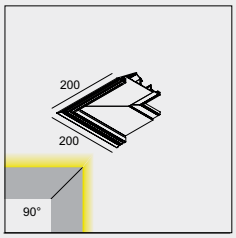


**SPT PRO - CORNER SET 90° EXT**

**372 01 06 16**

◇ B / W

0,5

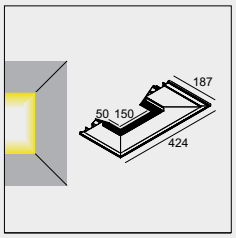


**SPT PRO - CORNER SET U 150**

**372 01 06 150**

◇ B / W

1,1

PRO

## 2 PROFILE FIXATION

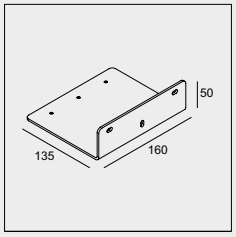


**SPT PRO - WALL FIXATION**

**372 01 06 10**

0,2

**ADVISED MINIMUM DIMENSIONS**

| MODULES | X | Y |
|---|---|---|
| SPY | 90 | 250 |
| LED LINE | 90 | 200 |

| WIRING / POWER SUPPLY | Z |
|---|---|
| THROUGH WIRING | 70 |
| 24V PS | 60 |
| THROUGH WIRING + 24V PS | 110 |

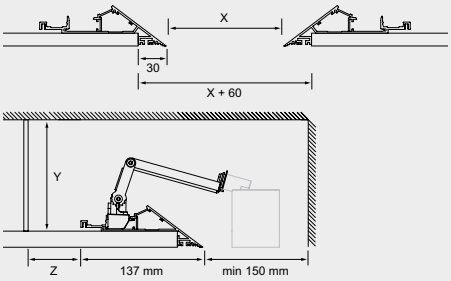


*SPLIT-IT MODULE AS EXAMPLE

## 3 PROFILE CONNECTION

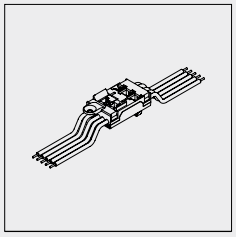

**THROUGH WIRING 48V-DC SPT-PRO**

**416 99 00**

(EQUALS 1m)
INCL.1 CONNECTOR / 30cm
INCL.5 WIRES:
-48V / +48V / +48V
(2 CIRCUITS)
1-10V DIMMING

## 4 LIGHT MODULES

SEE PAGE PRO 704-706

# SPLIT-IT ON

This surface mounted version opens up a new world of lighting scenarios for spaces with demanding lighting needs and ceiling limitations. Be it retail, meeting rooms, circulation areas, public buildings or other, the Split-it On caters for any lighting scenario you have in mind, without compromising the elegance and style of your project.

**www.deltalight.com/split-it-on**





SPT ON + SPY

## 1 PROFILE CONSTRUCTION

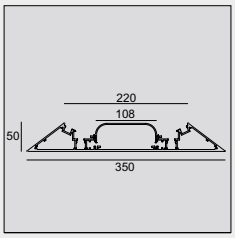


**SPT ON - PROFILE**

**379 00 00 ◇**

◇ ANO / B / W

INCL.PC COVER B
MAX.L / PROFILE: 6m

6,3

Kg / m

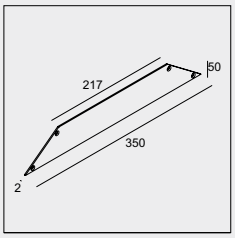


**END CAP**

**379 03 01 ◇**

◇ ANO / B / W

0,3

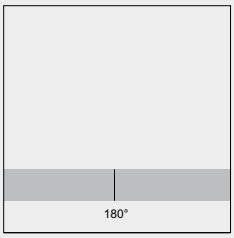


**SPT ON - CORNER 180°**

**379 06 01**

0,3

## 2 PROFILE FIXATION

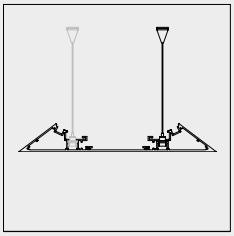

**SUSPENSION 21 SINGLE 1,6**

**379 20 21**

L 1,6m

**SUSPENSION 21 SINGLE 6,0**

**379 20 26**

L 6,0m

0,1

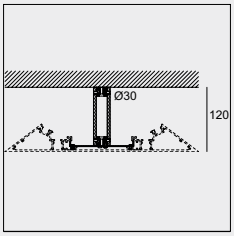


**SPT ON - DIRECT FIXATION**

**379 12 00 ◇**

◇ B

0,1

## 3 PROFILE CONNECTION

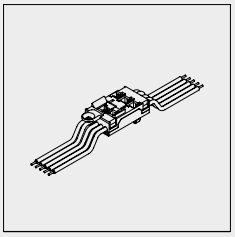

**THROUGH WIRING 48V-DC SPT-ON**

**416 99 01**

(EQUALS 1m)
INCL.1 CONNECTOR / 30cm
INCL.5 WIRES:
-48V / +48V / +48V
(2 CIRCUITS)
1-10V DIMMING

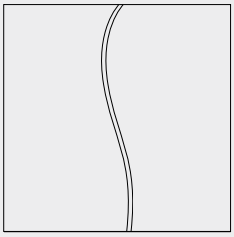

**CURRENT SUPPLY L1,6m**

**351 98 51 -** 3 x 0,75mm²

**351 99 51 -** 5 x 0,75mm²

**CURRENT SUPPLY L6,0m**

**351 98 56 -** 3 x 0,75mm²

**351 99 56 -** 5 x 0,75mm²

**OPTIONS**
CABLE BASE R ◇ ▸ **203 99 55** ANO / B / W
CABLE BASE S ◇ ▸ **203 99 56** ANO / B / W
COVERSET R 62-90-100 / S 62-80-90

## 4 LIGHT MODULES

SEE PAGE PRO 704-706

## SPLIT-IT ON 1 LED




| 3000K / CRI>80 | 2700K / CRI>80 |
|---|---|
| LED 6W / 558lm / 500mA | |
| 20° | |
| **379 61 832** ◇ | **379 61 822** ◇ |
| ◇ B | |
| 220-240V / 50-60Hz | |
| ◇ \| 0,6 IP20 | |

## SPLIT-IT - SPY




| 3000K / CRI>90 | | 2700K / CRI>90 | |
|---|---|---|---|
| LED 10,4W / 1118lm / 500mA | | LED 10,4W / 1073lm / 500mA | |
| 18° | 33° | 18° | 33° |
| **416 371 811 931** ◇ | **416 371 811 932** ◇ | **416 371 811 921** ◇ | **416 371 811 922** ◇ |
| ◇ B / W | | | |
| EXCL.CONVERTER 48VDC–> 500mA-DC | | | |
| ◇\|\|\| 0,5 IP20 | | | |

**REQUIREMENTS**
SPY TUBE ◇ ▸ **414 01 00** B / FBR / FG / MMAT / SG / W
LED POWER SUPPLY 48V-DC
THROUGH WIRING
CONVERTER 48V-DC–> 500mA-DC DIM

**ACCESSORIES**
HONEYCOMB / LENS / GLASS 50

PRO

## SPLIT-IT - SPY FOCUS LP




| 3000K / CRI>90 | 2700K / CRI>90 |
|---|---|
| LED 8,7W / 896lm / 500mA<br>LED 12,7W / 1204lm / 700mA | LED 8,7W / 837lm / 500mA<br>LED 12,7W / 1124lm / 700mA |
| 8-43° | 8-43° |
| **18428 9300** ◇ | **18428 9200** ◇ |
| ◇ B / FBR / FG / W | |
| ◇\|\|\| 0,5 IP20 | |

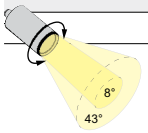


**REQUIREMENTS**
LED POWER SUPPLY 48V-DC
THROUGH WIRING
CONVERTER 48V-DC–> 500-700mA-DC DIM

## SPLIT-IT PRO LED LINE



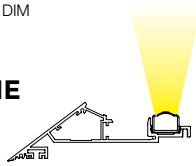

| | | 3000K / CRI>80 |
|---|---|---|
| | | 1600lm/m - 12W/m |
| 2W | **L 179mm** - 270lm | **300 94 017 83** |
| 6W | **L 515mm** - 806lm | **300 94 050 83** |
| 12W | **L 1019mm** - 1612lm | **300 94 100 83** |

EXCL.POWER SUPPLY 24V-DC
INCL.LEDSTRIP - INCL.PC
MAX.6M / POWERLINE
◇\|\|\| 0,2 IP20

**REQUIREMENTS** (PER POWERLINE)
SUPPLY CABLE LED LINE ▸ **300 94 93 04**

**OPTIONS**
LED POWER SUPPLY 24V-DC
24V-DC / 20W ▸ **300 89 24 20**
24V-DC / 40W ▸ **300 89 24 40**
24V-DC / 60W ▸ **300 89 24 60**
24V-DC / 150W ▸ **300 89 24 150**
24V-DC / 4A DIM1 UNIT ▸ **300 90 003 ED1**
24V-DC / 4A DIM5 UNIT ▸ **300 90 003 ED5**
24V-DC / 2x 4A WIRELESS DIM UNIT ▸ **300 90 010**

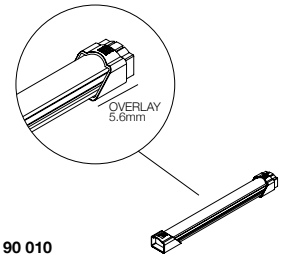


## CONVERTER

| 48V-DC ▸▸ 500mA / 22W DIM1 | 48V-DC ▸▸ 700mA / 25W DIM1 | 48V-DC ▸▸ 500mA / 22W DIM5 | 48V-DC ▸▸ 700mA / 25W DIM5 | 48V-DC ▸▸ 500mA / 22W WDL | 48V-DC ▸▸ 700mA / 25W WDL |
|---|---|---|---|---|---|
| A-B C 90 x 22 x 17 | A-B C 90 x 22 x 17 | A-B C 74 x 37 x 20 | A-B C 74 x 37 x 20 | A-B C 74 x 37 x 20 | A-B C 74 x 37 x 20 |
| **300 48 500 PRO ED1** | **300 48 700 PRO ED1** | **300 48 500 PRO ED5** | **300 48 700 PRO ED5** | **300 48 500 PRO WDL** | **300 48 700 PRO WDL** |

□ IP20

## SPLIT-IT SPY 66 LP




| 3000K / CRI>90 | | 2700K / CRI>90 | |
|---|---|---|---|
| LED 8,7W / 896lm / 500mA | | LED 8,7W / 837lm / 500mA | |
| 12° | 33° | 12° | 33° |
| **18429 9310** ◇ | **18429 9330** ◇ | **18429 9210** ◇ | **18429 9230** ◇ |
| ◇ = B / W | | | |

0,6 IP20

**REQUIREMENTS**
SPY 66 TUBE ◇ ▸ **24611 0010** B / MMAT / W
LED POWER SUPPLY 48V-DC
THROUGH WIRING
CONVERTER 48V-DC–> 500mA-DC DIM

**ACCESSORIES**
SPY 66 HONEYCOMB / GLASS / LENS

## SPLIT-IT SPY 66 MP




| 3000K / CRI>90 | | | 2700K / CRI>90 | | |
|---|---|---|---|---|---|
| LED 17,9W / 1950lm / 500mA | | | LED 17,9W / 1874lm / 500mA | | |
| 18° | 26° | 39° | 18° | 26° | 39° |
| **18430 9310** ◇ | **18430 9320** ◇ | **18430 9330** ◇ | **18430 9210** ◇ | **18430 9220** ◇ | **18430 9230** ◇ |
| ◇ = B / W | | | | | |

0,6 IP20

**REQUIREMENTS**
SPY 66 TUBE ◇ ▸ **24611 0010** B / MMAT / W
LED POWER SUPPLY 48V-DC
THROUGH WIRING
CONVERTER 48V-DC–> 500mA-DC DIM

PRO

## LEDFLEX



5m - 24V-DC
NOT MOUNTED

0,3







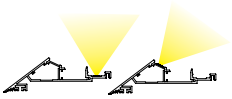

PRO

| | WHITE | | | NEW TW | NEW RGB |
|---|---|---|---|---|---|
| | Dividable per 100mm 70 smd LED/m | | Dividable per 50mm 140 smd LED/m | Dividable per 33,3mm 180 smd LED/m | Dividable per 100mm 60 smd LED/m |
| | **5,1W/m 650lm/m** | **15,1W/m 1400lm/m** | **21,6W/m 2100lm/m** | **14,4W/m [1] 1350lm/m** | **14,4W/m** |
| **CRI > 90** | **LEDFLEX** | **LEDFLEX FP** | **LEDFLEX HP** | **LEDFLEX TW** | **LEDFLEX RGB** |
| **4000K** | | | | | |
| **IN** | **300 92 52 94** | **300 92 53 94** | **300 92 54 94** | | |
| **OUT** (IP65) | **300 92 62 94** | **300 92 63 94** | | | |
| **3000K** | | | | | |
| **IN** | **300 92 52 93** | **300 92 53 93** | **300 92 54 93** | | |
| **OUT** (IP65) | **300 92 62 93** | **300 92 63 93** | | | |
| **2700K** | | | | | |
| **IN** | **300 92 52 92** | **300 92 53 92** | **300 92 54 92** | | |
| **OUT** (IP65) | **300 92 62 92** | **300 92 63 92** | | | |
| **2700K ▸ 5700K** | | | | | |
| **IN** | | | | **21030 0010** | |
| **OUT** (IP65) | | | | | |
| **RGB** | | | | | |
| **IN** | | | | | **300 92 53 33** |
| **OUT** (IP65) | | | | | **300 92 63 33** |
| **LED POWER SUPPLY** / INFO PAG TEC | | | | | |
| **24V-DC / 20W** **300 89 24 20** **OPTIONS** 24V-DC / 4A DIM UNIT | max.4m | max.1m | max.0,9m | max.1,3m | max.1,3m * |
| **24V-DC / 40W** **300 89 24 40** **OPTIONS** 24V-DC / 4A DIM UNIT | max.8m | max.2,5m | max.1,8m | max.2,7m | max.2,7m * |
| **24V-DC / 60W** **300 89 24 60** **OPTIONS** 24V-DC / 4A DIM UNIT | max.12m | max.4m (max.3m / POWERLINE) | max.2,7m (max.3m / POWERLINE) | max.4,1m | max.4m * |
| **24V-DC / 80W DIM1** **300 89 24 80 ED1** | max.16m | max.5m (max.3m / POWERLINE) | max.3,6m (max.3m / POWERLINE) | | |
| **24V-DC / 150W** **300 89 24 150** **OPTIONS** 24V-DC / 4A DIM UNIT | max.30m | max.10m (max.3m / POWERLINE) | max.6,8m (max.3m / POWERLINE) | max.10,4m | max.10m * |
| **MULTI POWER DIM7** **300 90 64** | max.4m | max.1,3m | max.0,9m | | |
| **MULTI POWER DIM6** **300 90 61** | max.4m | max.1,3m | max.0,9m | | |
| **RGB DRIVER** / INFO PAG TEC | | | | | |
| **12/24V-DC 75/150W** **300 90 331** | | | | *use in combination with Led Power Supply 24V-DC | *use in combination with Led Power Supply 24V-DC |
| **TOUCH CONTROLLER** / INFO PAG TEC | | | | | |
| **TW DMX** **300 90 332** | | | | *use in combination with RGB DRIVER | |
| **RGB DMX** **300 90 330** | | | | | *use in combination with RGB DRIVER |

**OPTIONS**
24V-DC / 4A DIM1 UNIT ▸ **300 90 003 ED1**
24V-DC / 4A DIM5 UNIT ▸ **300 90 003 ED5**
24V-DC / 2x 4A WIRELESS DIM UNIT ▸ **300 90 010**
SHL 19-PC CLEAR 3m ▸ **398 03 05 CL**
SHL 19-PC SBL 3m ▸ **398 03 05 SBL**



24V PS

**DIM 1** DIMMING BY 1-10V
**DIM 6** DIMMINB BY PUSH BUTTON / FALLING EDGE DIMMER
**DIM 7** DIMMING BY PUS HUTTON / 1-10V

[1] 14,4V IS MAXIMUM POWER FOR COMBINATION OF TUNABLE WHITE COLOURS

## OPTIONS LEDFLEX



**LEDFLEX IN SUPPLY CABLE SET**
**300 92 93 07**
2 x 0.35mm² / 150mm
SET OF 10 pcs
CE 0,1



**LEDFLEX IN CONNECTION SET**
**300 92 93 08**
2 x 0.35mm² / 150mm
SET OF 10 pcs
CE 0,1



**LEDFLEX IN CONNECTION CLIP SET**
**300 92 93 09**
-
SET OF 10 pcs
CE 0,1



**LEDFLEX IN RGB SUPPLY CABLE SET**
**300 92 93 04**
4 x 0.35mm² / 150mm
SET OF 10 pcs
CE 0,1



**LEDFLEX IN RGB CONNECTION SET**
**300 92 93 05**
4 x 0.35mm² / 150mm
SET OF 10 pcs
CE 0,1



**LEDFLEX IN RGB CONNECTION CLIP SET**
**300 92 93 06**
-
SET OF 10 pcs
CE 0,1



ARCHITECTURE: GMP · VON GERKAN, MARG AND PARTNERS ARCHITECTS
RUSSIAN ADAPTATION: JSC SPEECH, MOSCOW
INTERIOR DESIGN: MAXIM RYMAR ARCHITECTURAL STUDIO



RESTO TASTE



ARCHITECT MEES HURKMANS - JOBSEGROEP





# SPLITLINE 16

The Splitline 16 is the smallest addition to the made-to-measure Splitline collection.
This extremely narrow and graphically refined profile effortlessly integrates with the architecture, upgrading the uniqueness of the room. The minimalistic Microspy module further upgrades the architectural character of this profile.

**www.deltalight.com/splitline16**

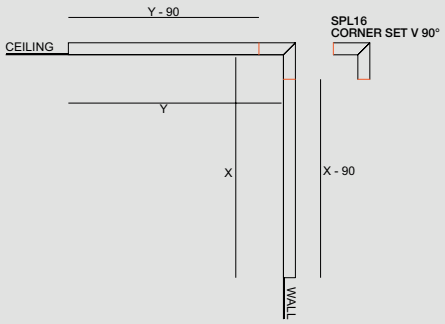


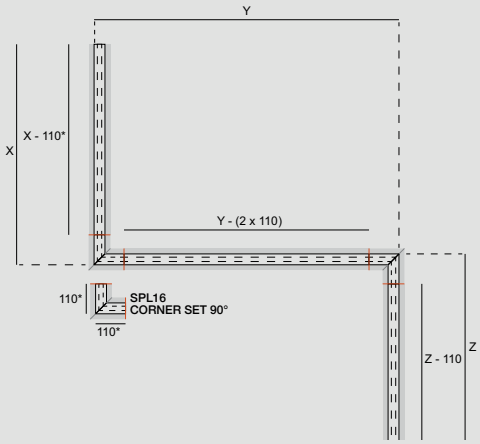





SPL 16 + LDL 15

## 1 PROFILE CONSTRUCTION

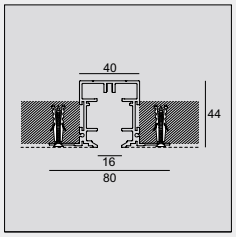


**SPL16 - PROFILE**

**397 16 00 ◇**

◇ B

MAX.L / PROFILE: 6m

1,2 / m

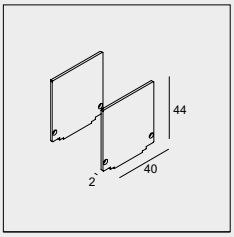


**SPL16 - END CAP SET**

**397 16 03 01**

◇ B

SET OF 2 PCS

0,1

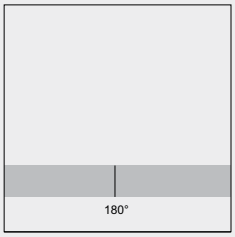


**SPL16 - CORNER 180°**

**397 16 06 01**

0,3

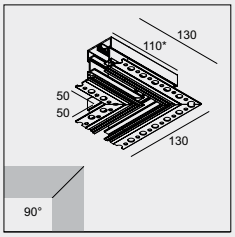


**SPL16 - CORNER SET 90°**

**397 16 06 16**

◇ B

0,4

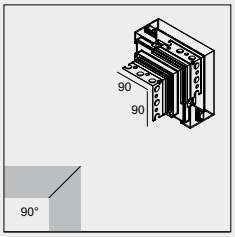


**SPL16 - CORNER SET V 90°**

**397 16 06 17**

◇ B

0,4

## 2 PROFILE FIXATION

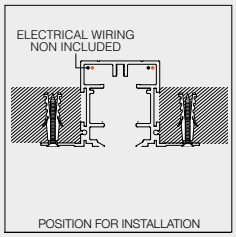


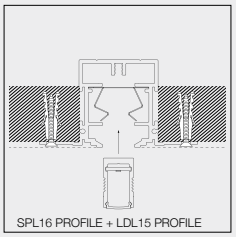


**FIXATION**

43 x (L + 6)

## 3 PROFILE CONNECTION

## 4 LIGHT MODULES SEE NEXT PAGE

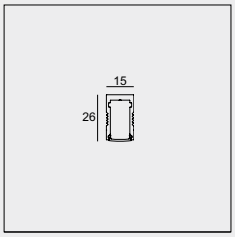


**LDL15- PROFILE**

**397 15 00 ◇**

◇ B

INCL.PC SBL
INCL. FIXATION CLIPS
MAX.L / PROFILE: 3m

0,4 / m

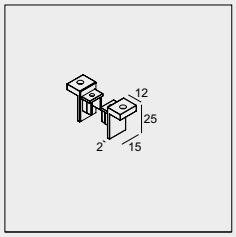


**LDL15 - END CAP SET**

**397 15 03 01**

◇ B

SET OF 2 PCS

0,2



**LEDFLEX IN**

SUITABLE FOR
LEDFLEX IN
PAG PRO 714-715

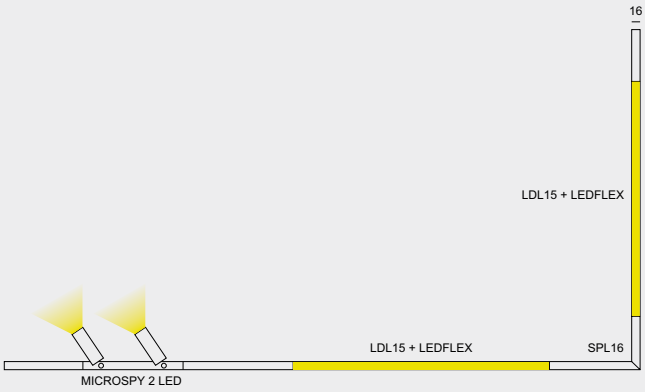

## SPLITLINE 16 - MICROSPY 271

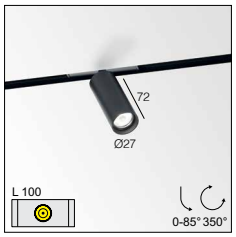


| 3000K / CRI>90 | 2700K / CRI>90 |
|---|---|
| LED [H] 6W / 697lm / 300mA | LED [H] 6W / 669lm / 300mA |
| 24° | 24° |
| **397 27 811 931** ◇ | **397 27 811 921** ◇ |
| ◇ B / W | |
| III 0,1 IP20 | |

**REQUIREMENTS**
LED POWER SUPPLY 300mA ▸ SEE RIGHT PAGE

## SPLITLINE 16 - MICROSPY 272

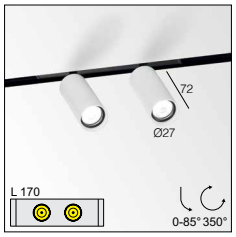


| 3000K / CRI>90 | 2700K / CRI>90 |
|---|---|
| 2 x LED [H] 6W / 697lm / 300mA | 2 x LED [H] 6W / 669lm / 300mA |
| 24° | 24° |
| **397 27 812 931** ◇ | **397 27 812 921** ◇ |
| ◇ B / W | |
| III 0,2 IP20 | |

**REQUIREMENTS**
LED POWER SUPPLY 300mA ▸ SEE RIGHT PAGE

PRO

## SPLITLINE 16 - MICROSPY 391

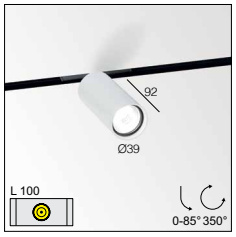


| 3000K / CRI>90 | 2700K / CRI>90 |
|---|---|
| LED [H] 7,1W / 805lm / 350mA | LED [H] 7,1W / 773lm / 350mA |
| 24° | 24° |
| **397 39 811 931** ◇ | **397 39 811 921** ◇ |
| ◇ B / W | |
| III 0,2 IP20 | |

**REQUIREMENTS**
LED POWER SUPPLY 350mA-DC

## SPLITLINE 16 - MICROSPY 392




| 3000K / CRI>90 | 2700K / CRI>90 |
|---|---|
| 2 x LED [H] 7,1W / 805lm / 350mA | 2 x LED [H] 7,1W / 773lm / 350mA |
| 24° | 24° |
| **397 39 812 931** ◇ | **397 39 812 921** ◇ |
| ◇ B / W | |
| III 0,5 IP20 | |

**REQUIREMENTS**
LED POWER SUPPLY 350mA-DC

## SPLITLINE 16 - MICROSPY 393




| 3000K / CRI>90 | 2700K / CRI>90 |
|---|---|
| 3 x LED [H] 7,1W / 805lm / 350mA | 3 x LED [H] 7,1W / 773lm / 350mA |
| 24° | 24° |
| **397 39 813 931** ◇ | **397 39 813 921** ◇ |
| ◇ B / W | |
| III 0,5 IP20 | |

**REQUIREMENTS**
LED POWER SUPPLY 350mA-DC

WIRELESS CONTROL Suitable for all dimmable luminaires. CTRL DELTA R

TECHNICAL DATA ▸ PAG TEC 4

## LEDFLEX



5m - 24V-DC
MOUNTED

0,3

| | WHITE | | | NEW TW | NEW RGB |
|---|---|---|---|---|---|
| | Dividable per 100mm 70 smd LED/m | | Dividable per 50mm 140 smd LED/m | Dividable per 33,3mm 180 smd LED/m | Dividable per 100mm 60 smd LED/m |
| | **5,1W/m 650lm/m** | **15,1W/m 1400lm/m** | **21,6W/m 2100lm/m** | **14,4W/m [1] 1350lm/m** | **14,4W/m** |
| **CRI > 90** | **LEDFLEX** | **LEDFLEX FP** | **LEDFLEX HP** | **LEDFLEX TW** | **LEDFLEX RGB** |
| **4000K** | | | | | |
| **IN** | **300 91 52 94** | **300 91 53 94** | **300 91 54 94** | | |
| **OUT** (IP65) | **300 91 62 94** | **300 91 63 94** | | | |
| **3000K** | | | | | |
| **IN** | **300 91 52 93** | **300 91 53 93** | **300 91 54 93** | | |
| **OUT** (IP65) | **300 91 62 93** | **300 91 63 93** | | | |
| **2700K** | | | | | |
| **IN** | **300 91 52 92** | **300 91 53 92** | **300 91 54 92** | | |
| **OUT** (IP65) | **300 91 62 92** | **300 91 63 92** | | | |
| **2700K ▸ 5700K** | | | | | |
| **IN** | | | | **21031 0010** | |
| **OUT** (IP65) | | | | | |
| **RGB** | | | | | |
| **IN** | | | | | **300 91 53 33** |
| **OUT** (IP65) | | | | | **300 91 63 33** |
| **LED POWER SUPPLY** / INFO PAG TEC | | | | | |
| **24V-DC / 20W** **300 89 24 20** **OPTIONS** 24V-DC / 4A DIM UNIT | max.4m | max.1m | max.0,9m | max.1,3m | max.1,3m * |
| **24V-DC / 40W** **300 89 24 40** **OPTIONS** 24V-DC / 4A DIM UNIT | max.8m | max.2,5m | max.1,8m | max.2,7m | max.2,7m * |
| **24V-DC / 60W** **300 89 24 60** **OPTIONS** 24V-DC / 4A DIM UNIT | max.12m | max.4m (max.3m / POWERLINE) | max.2,7m (max.3m / POWERLINE) | max.4,1m | max.4m * |
| **24V-DC / 80W DIM1** **300 89 24 80 ED1** | max.16m | max.5m (max.3m / POWERLINE) | max.3,6m (max.3m / POWERLINE) | | |
| **24V-DC / 150W** **300 89 24 150** **OPTIONS** 24V-DC / 4A DIM UNIT | max.30m | max.10m (max.3m / POWERLINE) | max.6,8m (max.3m / POWERLINE) | max.10,4m | max.10m * |
| **MULTI POWER DIM7** **300 90 64** | max.4m | max.1,3m | max.0,9m | | |
| **MULTI POWER DIM6** **300 90 61** | max.4m | max.1,3m | max.0,9m | | |
| **RGB DRIVER** / INFO PAG TEC | | | | | |
| **12/24V-DC 75/150W** **300 90 331** | | | | *use in combination with Led Power Supply 24V-DC | *use in combination with Led Power Supply 24V-DC |
| **TOUCH CONTROLLER** / INFO PAG TEC | | | | | |
| **TW DMX** **300 90 332** | | | | *use in combination with RGB DRIVER | |
| **RGB DMX** **300 90 330** | | | | | *use in combination with RGB DRIVER |

**OPTIONS**
24V-DC / 4A DIM1 UNIT ▸ **300 90 003 ED1**
24V-DC / 4A DIM5 UNIT ▸ **300 90 003 ED5**
24V-DC / 2x 4A WIRELESS DIM UNIT ▸ **300 90 010**

**DIM 1** DIMMING BY 1-10V
**DIM 6** DIMMINB BY PUSH BUTTON / FALLING EDGE DIMMER
**DIM 7** DIMMING BY PUS HUTTON / 1-10V

[1] 14,4V IS MAXIMUM POWER FOR COMBINATION OF TUNABLE WHITE COLOURS

PRO

## LED POWER SUPPLY DIM5: DALI DIMMING / DIM7: DIMMING BY PUSH BUTTON / 1-10V DIM

| 300mA-DC / 12W | 300mA-DC / 16W DIM5 | 300mA-DC / 16W DIM 7 |
|---|---|---|
| 115 x 34 x 19 | 118 x 52 x 22 | 118 x 52 x 22 |
| min. 38 | min. 55 | min. 55 |
| **300 90 30** | **300 90 32** | **300 90 31** |
| max.2 x LED [H] | | |
| 220-240V / 50-60Hz | | |
| IP20 | | |

**REQUIREMENTS** ▸ INFO FOLD-OUT RIGHT / **OPTIONS** ▸ INFO TECHNICAL CHAPTER / **ACCESSORIES** ▸ INFO FOLD-OUT LEFT




chönherr

# SPLITLINE 29

This graphically refined profile effortlessly integrates with architecture, enhancing the uniqueness of the room. The dimensions of the Splitline 29 facilitates installation, and thanks to the easy-to-use inside cover, cabling in between modules can be hidden.The Midispy module, in combination with led lines or led dots, further upgrades the architectural character of this profile.

**www.deltalight.com/splitline29**





SPL29 + MIDISPY

## 1 PROFILE CONSTRUCTION

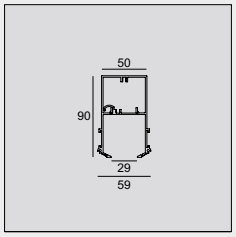


**SPL29 - PROFILE**

**372 29 00 ◇**

◇ B

MAX.L / PROFILE: 6m

1,0 / m

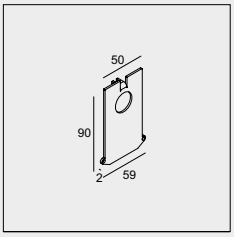


**SPL29 - END CAP**

**372 29 03 01 ◇**

◇ B

0,1

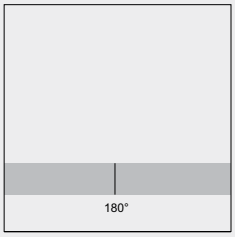


**SPL29 - CORNER 180°**

**372 29 06 01**

0,3

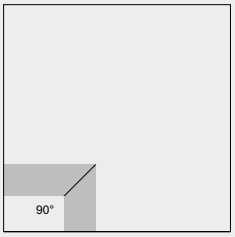


**SPL29 - CORNER 90°**

**372 29 06 06**

0,3

## 2 PROFILE FIXATION

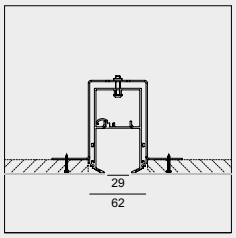


**SPL29 - CLIP**

**372 29 14 01**

**65 x (L + 5) x 125**

max.25

0,1

## 3 PROFILE CONNECTION

## 4 LIGHT MODULES

SEE PAGE PRO 720

## SPLITLINE 29 LED




| |
|---|
| 3000K / CRI>80 |
| 4 x LED 1,1W / 120lm / 350mA |
| 40° |
| **372 29 61 42** ◇ |
| ◇ B |
| 120-240V / 50-60Hz |
| ◇ 0,3 IP20 |

## SPLITLINE 29 - MIDISPY




| | | | |
|---|---|---|---|
| 3000K / CRI>80 | 3000K / CRI>90 | 2700K / CRI>80 | 2700K / CRI>90 |
| LED 4,1W / 420lm / 350mA | LED 6,4W / 587lm / 350mA | LED 4,1W / 420lm / 350mA | LED 6,4W / 587lm / 350mA |
| 20° | 40° | 20° | 40° |
| **372 29 272 832** ◇ | **372 29 271 933** ◇ | **372 29 272 822** ◇ | **372 29 271 923** ◇ |
| ◇ B / W | | | |
| 100-240V / 50-60Hz | | | |
| ◇ 0,6 IP20 | | | |

**REQUIREMENTS**
MIDISPY TUBE ◇ ▸ **414 03 00** B / FBR / FG / MMAT / SG / W

## SPLITLINE 29 LED LINE



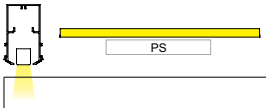


| | | | |
|---|---|---|---|
| 3000K / CRI>90 | | | |
| 1400lm/m / 15,1 lm/W | | | |
| 9W / L 614mm | 14W / L 914mm | 18W / L 1214mm | 23W / L 1514mm |
| **372 29 26 062** ◇ | **372 29 26 092** ◇ | **372 29 26 122** ◇ | **372 29 26 152** ◇ |
| ◇ B | | | |
| INCL.FTL25F<br>INCL.2 x ENDCAP FTL25F<br>EXCL.LED POWER SUPPLY 24V-DC<br>◇ 0,3 IP20 | | | |

**REQUIREMENTS**
LED POWER SUPPLY 24V-DC ▸ SEE BELOW

**OPTIONS**
24V-DC / 4A DIM1 UNIT ▸ **300 90 003 ED1**
24V-DC / 4A DIM5 UNIT ▸ **300 90 003 ED5**
24V-DC / 2x 4A WIRELESS DIM UNIT ▸ **300 90 010**

## LED POWER SUPPLY 24V-DC

| 24V-DC / 20W | 24V-DC / 20W ED1 | 24V-DC / 60W | 24V-DC / 60W ED1 |
|---|---|---|---|
| **372 29 24 20** | **372 29 24 60** | **372 29 24 20 ED1** | **372 29 24 60 ED1** |
| 110-240V / 50-60Hz | 110-240V / 50-60Hz | 220-240V / 50-60Hz | 220-240V / 50-60Hz |
| ◇ 0,2 IP20 λ >0,9 | | | |

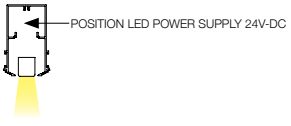



JSA ARQUITECTURA





ARCHITECT: WARREN AND MAHONEY
PHOTOGRAPHY: MARINA MATHEWS



KEUKENS FIERENS


KEUKENS RERENS

# SPLITLINE 52

This recessed profile can be interpreted in a variety of ways, depending on what the space needs, both functionally and in terms of design. The bigger Splitline 52 offers new opportunities thanks to the extended range of flexible modules, such as LED modules recessed in the profile or the adjustable Midispy and Spy module, enabling an eye-catching combination of Splitline and Spy.

**www.deltalight.com/splitline52**

play.deltalight.com/spl52





SPL52 + 1 LED

## 1 PROFILE CONSTRUCTION

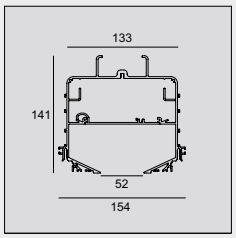


**SPL52 - PROFILE**

**372 52 00 ◇**

◇ B

MAX.L / PROFILE: 6m

5,0 / m

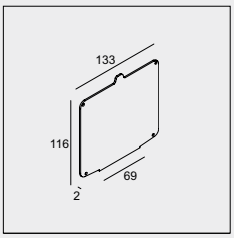


**SPL52 - END CAP**

**372 52 03 01 ◇**

◇ B

0,1

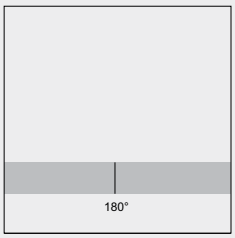


**SPL52 - CORNER 180°**

**372 52 06 01**

0,3

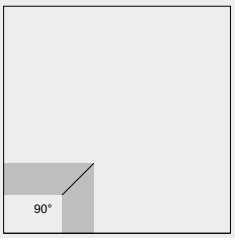


**SPL52 - CORNER 90°**

**372 52 06 06**

0,3

PRO

## 2 PROFILE FIXATION

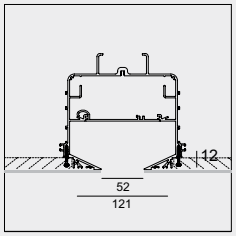


**FIXATION**

max.12

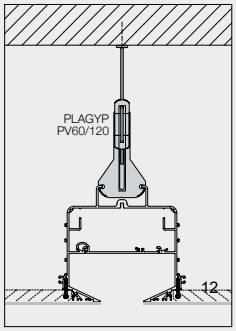


## 3 PROFILE CONNECTION

## 4 LIGHT MODULES

SEE PAGE PRO 726-730

## SPLITLINE 52 - 1 LED

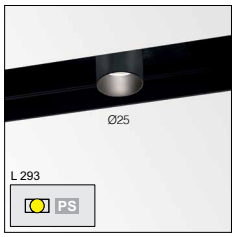


| 3000K / CRI>80 | 2700K / CRI>80 |
|---|---|
| LED 6W / 558lm / 500mA | |
| 20° | |
| MAINS DIMMING (FE) | |
| **372 52 1832** | **372 52 1822** |

220-240V / 50-60Hz
I 0,6 IP20

## SPLITLINE 52 - 2 LED




| 3000K / CRI>80 | 2700K / CRI>80 |
|---|---|
| 2 x LED 6W / 558lm / 500mA | |
| 20° | |
| MAINS DIMMING (FE) | |
| **372 52 2832** | **372 52 2822** |

220-240V / 50-60Hz
I 0,6 IP20

PRO

## SPLITLINE 52 - 1 LED

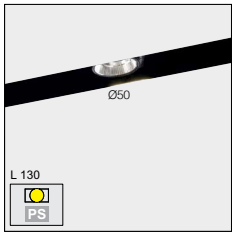


| 3000K / CRI>90 | | 2700K / CRI>90 | |
|---|---|---|---|
| LED 7,1W / 805lm / 350mA | | LED 7,1W / 773lm / 350mA | |
| 33° | 50° | 33° | 50° |
| **372 52 61 811 932** | **372 52 61 811 933** | **372 52 61 811 922** | **372 52 61 811 923** |

220-240V / 50-60Hz
I 0,3 IP20

## SPLITLINE 52 - 2 LED




| 3000K / CRI>90 | | 2700K / CRI>90 | |
|---|---|---|---|
| 2x LED 7,1W / 805lm / 350mA | | 2x LED 7,1W / 773lm / 350mA | |
| 33° | 50° | 33° | 50° |
| **372 52 61 812 932** | **372 52 61 812 933** | **372 52 61 812 922** | **372 52 61 812 923** |

220-240V / 50-60Hz
I 0,3 IP20

## SPLITLINE 52 - 3 LED




| 3000K / CRI>90 | | 2700K / CRI>90 | |
|---|---|---|---|
| 3x LED 7,1W / 805lm / 350mA | | 3x LED 7,1W / 773lm / 350mA | |
| 33° | 50° | 33° | 50° |
| **372 52 61 813 932** | **372 52 61 813 933** | **372 52 61 813 922** | **372 52 61 813 923** |

220-240V / 50-60Hz
I 0,3 IP20

INCL.CABLING 1 CIRCUIT
CABLING EXTRA CIRCUIT / MODULE 328 90 01

## SPLITLINE 52 - 1 LED D

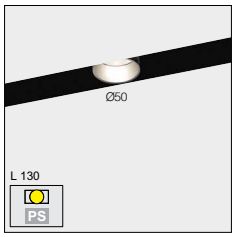


| 3000K / CRI>90 | 2700K / CRI>90 |
|---|---|
| LED 7,1W / 805lm / 350mA | LED 7,1W / 773lm / 350mA |
| 33° | 33° |
| **372 52 61 811 932 D** | **372 52 61 811 922** |

220-240V / 50-60Hz
I 0,3 IP20

## SPLITLINE 52 - 2 LED D




| 3000K / CRI>90 | 2700K / CRI>90 |
|---|---|
| 2x LED 7,1W / 805lm / 350mA | 2x LED 7,1W / 773lm / 350mA |
| 33° | 33° |
| **372 52 61 812 932 D** | **372 52 61 812 922 D** |

220-240V / 50-60Hz
I 0,3 IP20

PRO

## SPLITLINE 52 - 3 LED D

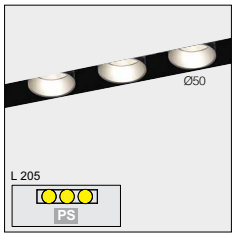


| 3000K / CRI>90 | 2700K / CRI>90 |
|---|---|
| 3 x LED 7,1W / 805lm / 350mA | 3 x LED 7,1W / 773lm / 350mA |
| 33° | 33° |
| **372 52 61 813 932 D** | **372 52 61 813 922 D** |

220-240V / 50-60Hz
I 0,3 IP20

## SPLITLINE 52 - 1 RB LED

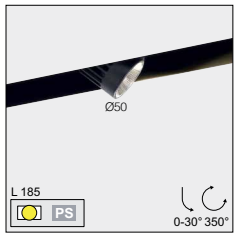


| 3000K / CRI>90 | | 2700K / CRI>90 | |
|---|---|---|---|
| LED 7,1W / 805lm / 350mA | | LED 7,1W / 773lm / 350mA | |
| 33° | 50° | 33° | 50° |
| **372 52 63 811 932** | **372 52 63 811 933** | **372 52 63 811 922** | **372 52 63 811 923** |

220-240V / 50-60Hz
I 0,3 IP20

## SPLITLINE 52 - 2 RB LED

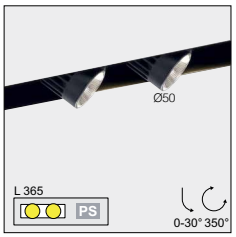


| 3000K / CRI>90 | | 2700K / CRI>90 | |
|---|---|---|---|
| 2x LED 7,1W / 805lm / 350mA | | 2x LED 7,1W / 773lm / 350mA | |
| 33° | 50° | 33° | 50° |
| **372 52 63 812 932** | **372 52 63 812 933** | **372 52 63 812 922** | **372 52 63 812 923** |

220-240V / 50-60Hz
I 0,3 IP20

## SPLITLINE 52 - MIDISPY




| 3000K / CRI>80 | 3000K / CRI>90 | 2700K / CRI>80 | 2700K / CRI>90 |
|---|---|---|---|
| LED 6W / 558lm / 500mA | LED 8,1W / 877lm / 500mA | LED 6W / 558lm / 500mA | LED 8,1W / 877lm / 500mA |
| 20° | 40° | 20° | 40° |
| MAINS DIMMING (FE) | | | |
| **372 52 272 832** ◇ | **372 52 271 933** ◇ | **372 52 272 822** ◇ | **372 52 271 923** ◇ |
| ◇ B / W | | | |
| 220-240V / 50-60Hz<br>I 0,6 IP20 | | | |

**REQUIREMENTS**
MIDISPY TUBE ◇ ▸ **414 03 00** B / FBR / FG / MMAT / SG / W

## SPLITLINE 52 - SPY




| 3000K / CRI>90 | | 2700K / CRI>90 | |
|---|---|---|---|
| LED 10,4W / 1118lm / 500mA | | LED 10,4W / 1073lm / 500mA | |
| 18° | 33° | 18° | 33° |
| MAINS DIMMING (FE) | | | |
| **372 52 371 811 931 ED8** ◇ | **372 52 371 811 932 ED8** ◇ | **372 52 371 811 921 ED8** ◇ | **372 52 371 811 922 ED8** ◇ |
| ◇ B / W | | | |
| 220-240V / 50-60Hz<br>I 0,7 IP20 | | | |

**REQUIREMENTS**
SPY TUBE ◇ ▸ **414 01 00** B / FBR / FG / MMAT / SG / W

**ACCESSORIES**
HONEYCOMB / LENS / GLASS 50

## SPLITLINE 52 - SPY HP




| 3000K / CRI>90 | 2700K / CRI>90 |
|---|---|
| LED 16,8W / 2075lm / 500mA | LED 16,8W / 2000lm / 500mA |
| 33° | |
| **372 52 371 21 931** ◇ | **372 52 371 21 921** ◇ |
| ◇ B / W | |
| 220-240V / 50-60Hz<br>I 0,6 IP20 | |

**REQUIREMENTS**
SPY TUBE ◇ ▸ **414 01 00** B / FBR / FG / MMAT / SG / W

**ACCESSORIES**
HONEYCOMB / LENS / GLASS 50



INTERIEUR MADDENS



NINA MAYA INTERIORS
PHOTOGRAPHY: NICOLE ENGLAND



VERSLUYS BOUWGROEP - CORPORATE BUILDING - OSTEND - BELGIUM


wich_

SCHOENHANDEL ZWARTJES VAN 1883, AMSTERDAM
INTERIOR DESIGN, BURO KOEK

# SPLITLINE 51

Splitline 51 stands out for its low recessed depth along with its capability to hide cabling and power supplies inside the profile. LED modules or adjustable spot modules can be added to the Splitline 51 profile for general or accent lighting.

**www.deltalight.com/splitline51**

play.deltalight.com/spl25and51rm
play.deltalight.com/spl25and51nc





SPL51 + MIDISPY

## 1 PROFILE CONSTRUCTION

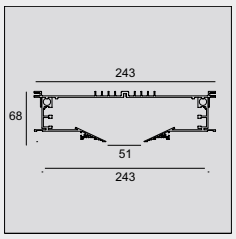


**SPL51 - PROFILE**

**372 51 00 ◇**

◇ B

MAX.L / PROFILE: 6m

4,3 / m

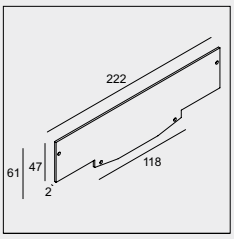


**SPL51 - END CAP**

**372 51 03 01 ◇**

◇ B

0,1

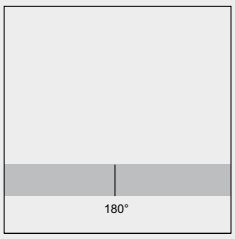


**SPL51 - CORNER 180°**

**372 51 06 01**

0,3

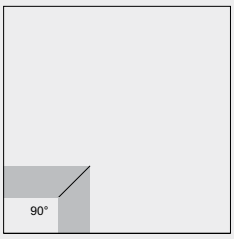


**SPL51 - CORNER 90°**

**372 51 06 06**

0,3

PRO

## 2 PROFILE FIXATION

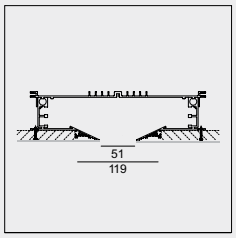


**FIXATION**

## 3 PROFILE CONNECTION

## 4 LIGHT MODULES

SEE PAGE PRO 738-739

## SPLITLINE 51 - 1 LED




| 3000K / CRI>80 | 2700K / CRI>80 |
|---|---|
| LED 4,1W / 420lm / 350mA | |
| 20° | |
| **372 51 1832** | **372 51 1822** |

100-240V / 50-60Hz
I 0,6 IP20

## SPLITLINE 51 - 2 LED




| 3000K / CRI>80 | 2700K / CRI>80 |
|---|---|
| 2 x LED 4,1W / 420lm / 350mA | |
| 20° | |
| **372 51 2832** | **372 51 2822** |

100-240V / 50-60Hz
I 0,6 IP20

PRO

## SPLITLINE 51 - 1 LED




| 3000K / CRI>90 | | 2700K / CRI>90 | |
|---|---|---|---|
| LED 7,1W / 805lm / 350mA | | LED 7,1W / 773lm / 350mA | |
| 33° | 50° | 33° | 50° |
| **372 61 811 932** | **372 61 811 933** | **372 61 811 922** | **372 61 811 923** |

100-240V / 50-60Hz
I 0,6 IP20

## SPLITLINE 51 - 2 LED




| 3000K / CRI>90 | | 2700K / CRI>90 | |
|---|---|---|---|
| 2 x LED 7,1W / 805lm / 350mA | | 2 x LED 7,1W / 773lm / 350mA | |
| 33° | 50° | 33° | 50° |
| **372 61 812 932** | **372 61 812 933** | **372 61 812 922** | **372 61 812 923** |

100-240V / 50-60Hz
I 0,8 IP20

## SPLITLINE 51 - 3 LED




| 3000K / CRI>90 | | 2700K / CRI>90 | |
|---|---|---|---|
| 3 x LED 7,1W / 805lm / 350mA | | 3 x LED 7,1W / 773lm / 350mA | |
| 33° | 50° | 33° | 50° |
| **372 61 813 932** | **372 61 813 933** | **372 61 813 922** | **372 61 813 923** |

100-240V / 50-60Hz
I 0,9 IP20

## SPLITLINE 51 - MIDISPY




| 3000K / CRI>80 | 3000K / CRI>90 | 2700K / CRI>80 | 2700K / CRI>90 |
|---|---|---|---|
| LED 4,1W / 420lm / 350mA | LED 6,4W / 587lm / 350mA | LED 4,1W / 420lm / 350mA | LED 6,4W / 587lm / 350mA |
| 20° | 40° | 20° | 40° |
| **372 51 272 832** ◇ | **372 51 271 933** ◇ | **372 51 272 822** ◇ | **372 51 271 923** ◇ |
| ◇ B / W | | | |
| 100-240V / 50-60Hz | | | |
| ◇ 0,6 IP20 | | | |

**REQUIREMENTS**
MIDISPY TUBE ◇ ▶ **414 03 00** B / FBR / FG / MMAT / SG / W

## SPLITLINE 51 - SPY

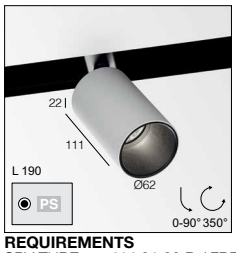


| 3000K / CRI>90 | | 2700K / CRI>90 | |
|---|---|---|---|
| LED 7,1W / 805lm / 350mA | | LED 7,1W / 773lm / 350mA | |
| 18° | 33° | 18° | 33° |
| **372 51 371 811 931** ◇ | **372 51 371 811 932** ◇ | **372 51 371 811 921** ◇ | **372 51 371 811 922** ◇ |
| ◇ B / W | | | |
| 100-240V / 50-60Hz | | | |
| ◇ 0,7 IP20 | | | |

**REQUIREMENTS**
SPY TUBE ◇ ▶ **414 01 00** B / FBR / FG / MMAT / SG / W

**ACCESSORIES**
HONEYCOMB / LENS / GLASS 50

PRO



ARCHITECT YODEZEEN / PHOTOGRAPHY ANDRII SHURPENKOV



ARCHITECT YODEZEEN / PHOTOGRAPHY ANDRII SHURPENKOV



ARCHITECT YODEZEEN / PHOTOGRAPHY ANDRII SHURPENKOV





INTERIEURBURO PEDRO VERHUE - ERIBO

# BORDERLINE

The Borderline enables you to frame the room with light using LED, creating a contemporary and atmospheric look and feel.
This profile can be used for both wall and ceiling application, and features a remarkable but easy-to-install trimless finish. An indirect lighting solution with exceptional architectural detail.

**www.deltalight.com/borderline**



## 1 PROFILE CONSTRUCTION

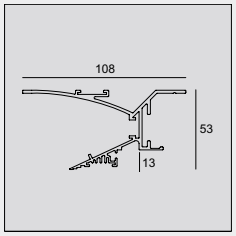


**BL - PROFILE**

**371 00 00 ◇**

◇ W

MAX.L / PROFILE: 6m

1,5 / m

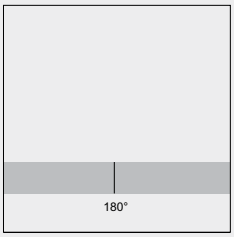


**BL - CORNER 180°**

**371 06 01**

0,3

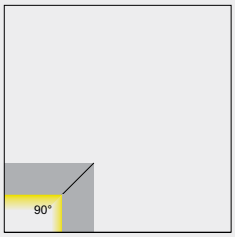


**BL - CORNER 90° INT**

**371 06 06**

0,3

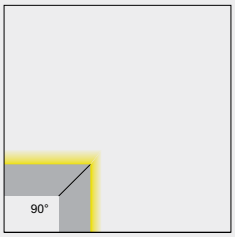


**BL - CORNER 90° EXT**

**371 06 16**

0,3

## 2 PROFILE FIXATION

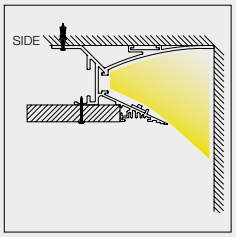


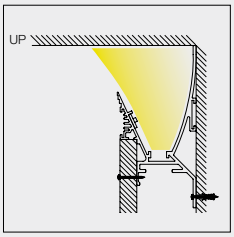


## 3 PROFILE CONNECTION

## 4 LIGHT MODULES



**LEDFLEX IN & OUT**

SUITABLE FOR
LEDFLEX IN & OUT
PAG PRO 820

PRO

# RENDEZ-VOUS

The Rendez-vous is an anodized profile for LEDflex solutions. It is designed as a skirting-board profile, but can also be installed invisibly into the wall or ceiling.
A lighting rendez-vous where floor or ceiling meets the wall.

**www.deltalight.com/rendez-vous.**



## 1 PROFILE CONSTRUCTION

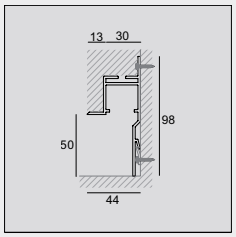


**RV - PROFILE**

**333 00 00 ◇**

◇ ANO

MAX.L / PROFILE: 6m

1,1 / m

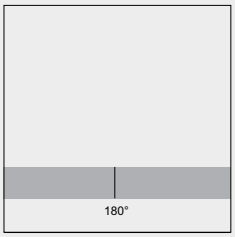


**RV - CORNER 180°**

**333 06 01**

0,3

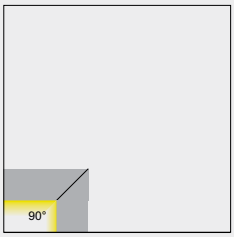


**RV - CORNER 90° INT**

**333 06 06**

0,3

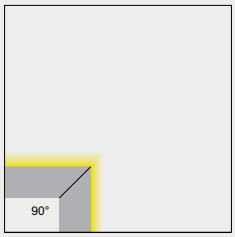


**RV - CORNER 90° EXT**

**333 06 16**

0,3

## 2 PROFILE FIXATION

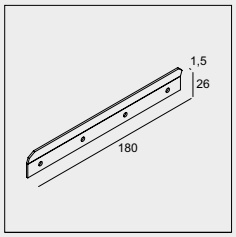


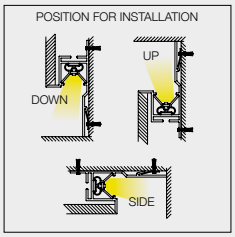


**RV - WALL FIXATION**

**333 06 10**

## 3 PROFILE CONNECTION

## 4 LIGHT MODULES



**LEDFLEX IN & OUT**

SUITABLE FOR
LEDFLEX IN & OUT
PAG PRO 820

PRO



NINA MAYA INTERIORS - PHOTOGRAPHY NICOLE ENGLAND


WWW.SAAI.CO

NEW

# TAGLINE TR

Light that cuts through space as all you see is a slender line of light. Through recent years, Delta Light® continued the process of miniaturization within its profile range, with 21mm of width for Femtoline TR and only 16mm for Splitline 16, without losing sight of functionality. With Tagline, we take it another step further, as the minimalistic design of the Tagline profiles ends up in a stroke of light with a width of only 7mm when applied in the trimless versions. Excellent to form clean light accents or emphasize the borders of a room. Also available with a small trim, as surface mounted or as pendant solution.

**www.deltalight.com/taglinetr**





TGL-TR + MICROSPY

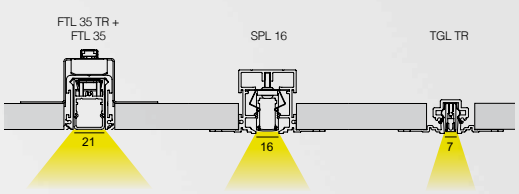

## 1 PROFILE CONSTRUCTION

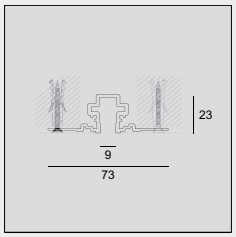


**TGL-TR - PROFILE**

**425 01 00 00 ◇**

◇ B

MAX.L / PROFILE: 6m

0,7 / m

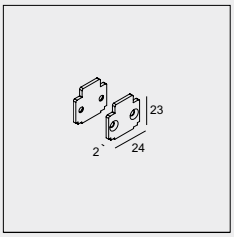


**TGL-TR - END CAP SET**

**425 01 03 01 ◇**

◇ B

SET OF 2 PCS

0,1

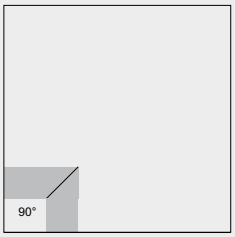


**TGL-TR - CORNER 90°**

**425 01 06 06**

## 2 PROFILE FIXATION

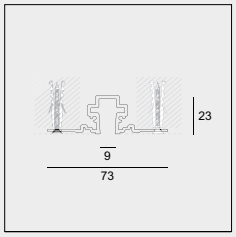


**FIXATION**

35 x (L + 4)

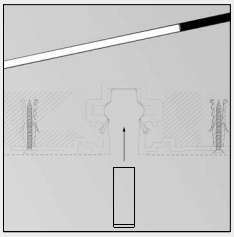

**FIXATION**

TGL-TR - PROFILE +
TGL-LEDLINE - PROFILE

## 3 PROFILE CONNECTION

## 4 LIGHT MODULES SEE PAG PRO 760

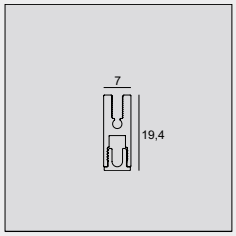


**TGL-LEDLINE- PROFILE**

**425 03 00 00 ◇**

◇ B

INCL.PC SBL
INCL. FIXATION CLIPS
MAX.L / PROFILE: 3m

0,3 / m

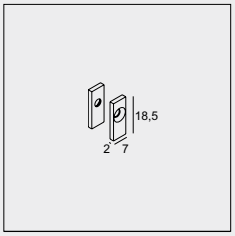


**TGL-LEDLINE - END CAP SET**

**425 03 03 01 ◇**

◇ B

SET OF 2 PCS

0,1



**LEDFLEX SMAL**

SUITABLE FOR
LEDFLEX SMALL
PAG PRO 760

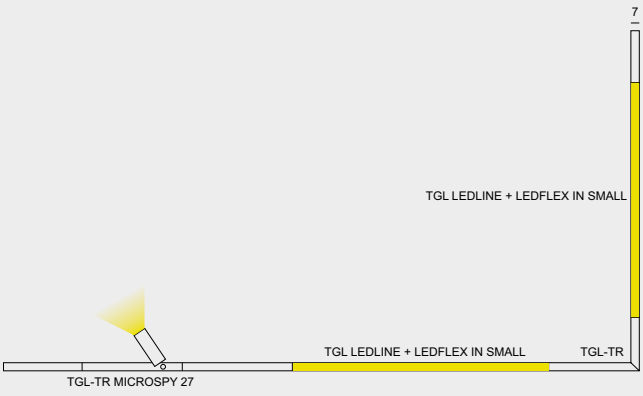

NEW

# TAGLINE TRW

www.deltalight.com/taglinetrw



## 1 PROFILE CONSTRUCTION

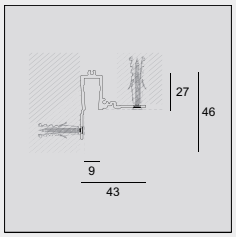


**TGL-TRW - PROFILE**

**425 02 00 00 ◇**

◇ B

MAX.L / PROFILE: 6m

0,6 / m

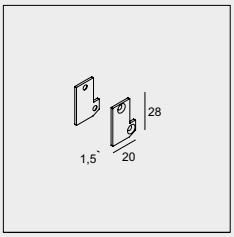


**TGL-TRW - END CAP SET**

**425 02 03 01 ◇**

◇ B

SET OF 2 PCS

0,1

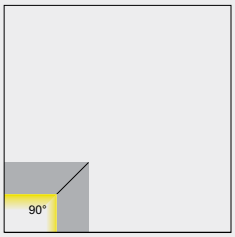


**TGL-TRW - CORNER 90° INT**

**425 02 06 06**

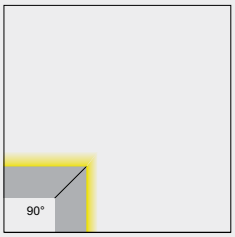


**TGL-TRW - CORNER 90° EXT**

**425 02 06 16**

## 2 PROFILE FIXATION

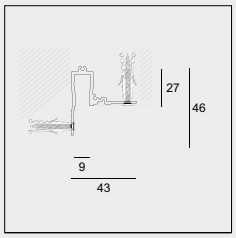


**FIXATION**

25 x (L + 4)

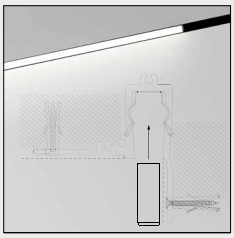

**FIXATION**

TGL-TRW - PROFILE +
TGL-LEDLINE - PROFILE

## 3 PROFILE CONNECTION

## 4 LIGHT MODULES

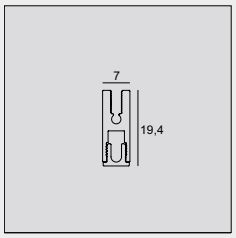


**TGL-LEDLINE- PROFILE**

**425 03 00 00 ◇**

◇ B

INCL.PC SBL
INCL. FIXATION CLIPS
MAX.L / PROFILE: 3m

0,3 / m

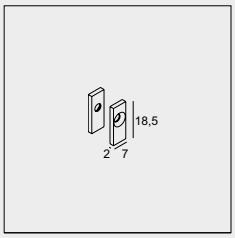


**TGL-LEDLINE - END CAP SET**

**425 03 03 01 ◇**

◇ B

SET OF 2 PCS

0,1



**LEDFLEX SMALL**

SUITABLE FOR
LEDFLEX SMALL
PAG PRO 760

PRO

NEW

# TAGLINE ST

www.deltalight.com/taglinest



## 1 PROFILE CONSTRUCTION

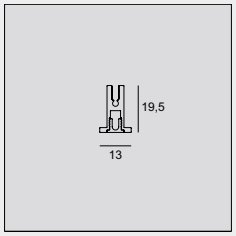


**TGL-ST - PROFILE**

**425 05 00 00 ◇**

◇ B / W

INCL.PC SBL
MAX.L / PROFILE: 6m

0,3 / m

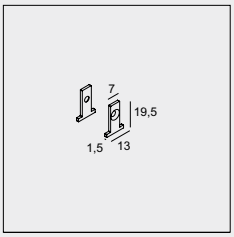


**TGL-ST - END CAP SET**

**425 05 03 01 ◇**

◇ B / W

SET OF 2 PCS

0,1

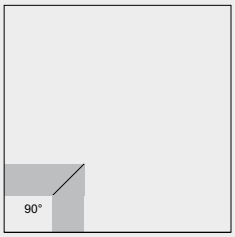


**TGL-ST - CORNER 90°**

**425 05 06 06**

## 2 PROFILE FIXATION

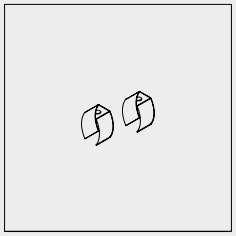

**TGL-ST - FIXATION SET**

**425 05 14 01**

9 x (L + 4)
max.12,5

SET OF 2 PCS

0,1

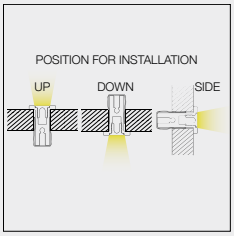


## 3 PROFILE CONNECTION

## 4 LIGHT MODULES



**LEDFLEX SMALL**

SUITABLE FOR
LEDFLEX SMALL
PAG PRO 760

PRO

NEW

# TAGLINE ON

www.deltalight.com/taglineon



## 1 PROFILE CONSTRUCTION

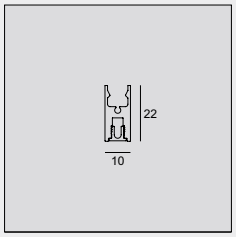


**TGL-ON - PROFILE**

**425 04 00 00 ◇**

◇ B / GC / W

INCL.PC SBL
MAX.L / PROFILE: 6m

0,4 / m

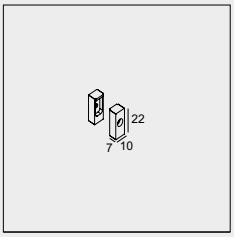


**TGL-ON - END CAP SET**

**425 04 03 01 ◇**

◇ B / W

SET OF 2 PCS

0,1

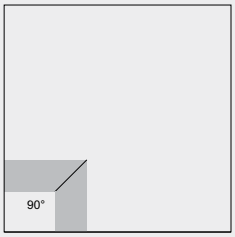


**TGL-ON - CORNER 90°**

**425 04 06 06**

## 2 PROFILE FIXATION

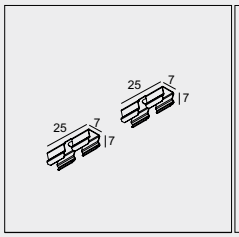


**TGL-ON - FIXATION SET**

**425 04 06 11**

SET OF 2 PCS

0,1

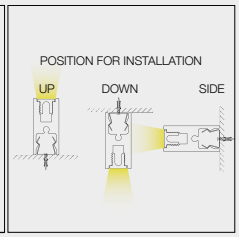


## 3 PROFILE CONNECTION

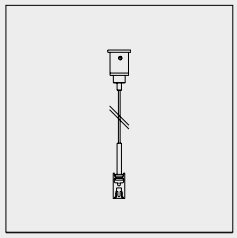

**TGL-ON - CABLE SUSPENSION SINGLE 1,6m**

**425 09 01**

L 1,6m

0,1

ONLY FOR PROFILE LENGTHS UP TO 2m



**TGL-ON - CURRENT SUPPLY 2 x 0,5mm² 1,6m**

**425 97 51**

L 1,6m / 2 x 0.5mm²

0,1

**OPTIONS**
CABLE BASE R ◇ ▸ **203 99 55** ANO / B / W
CABLE BASE S ◇ ▸ **203 99 56** ANO / B / W
COVERSET R 62-90-100 / S 62-80-90

## 4 LIGHT MODULES



**LEDFLEX SMALL**

SUITABLE FOR
LEDFLEX SMALL
PAG PRO 760

PRO

## TAGLINE TR - MICROSPY 27




| 3000K / CRI>90 | 2700K / CRI>90 |
|---|---|
| LED [H] 6W / 697lm / 300mA | LED [H] 6W / 669lm / 300mA |
| 24° | |
| **425 27 811 931** ◇ | **425 27 811 921** ◇ |
| ◇ B / W | |

III 0,1 IP20

**REQUIREMENTS**
LED POWER SUPPLY 300mA-DC ▸ **SEE BELOW**
ONLY FOR TAGLINE TR PROFILE

## LEDFLEX WHITE



5m - 24V-DC
MOUNTED
0,3

| | Dividable per 29,4mm 238 smd LED/m |
|---|---|
| | **8,4W/m 820lm/m *** |
| **CRI > 90** | **LEDFLEX SMALL** |
| **4000K** | |
| **IN** | **300 91 51 94** |
| **3000K** | |
| **IN** | **300 91 51 93** |
| **2700K** | |
| **IN** | **300 91 51 92** |
| **LED POWER SUPPLY** / INFO PAG TEC | |
| **24V-DC / 20W**<br>**300 89 24 20**<br>**OPTIONS** 24V-DC / 4A DIM UNIT | max.2,3m |
| **24V-DC / 40W**<br>**300 89 24 40**<br>**OPTIONS** 24V-DC / 4A DIM UNIT | max.4,7m |
| **24V-DC / 60W**<br>**300 89 24 60**<br>**OPTIONS** 24V-DC / 4A DIM UNIT | max.7m<br>(max.5m / POWERLINE) |
| **24V-DC / 80W DIM1**<br>**300 89 24 80 ED1** | max.9,4m<br>(max.5m / POWERLINE) |
| **24V-DC / 150W**<br>**300 89 24 150**<br>**OPTIONS** 24V-DC / 4A DIM UNIT | max.17,6m<br>(max.5m / POWERLINE) |
| **MULTI POWER DIM7**<br>**300 90 60** | max.2,3m |
| **MULTI POWER DIM6**<br>**300 90 61** | max.2,3m |

**OPTIONS**
24V-DC / 4A DIM1 UNIT ▸ **300 90 003 ED1**
24V-DC / 4A DIM5 UNIT ▸ **300 90 003 ED5**
24V-DC / 2x 4A WIRELESS DIM UNIT ▸ **300 90 010**

**DIM 1** DIMMING BY 1-10V
**DIM 6** DIMMINB BY PUSH BUTTON / FALLING EDGE DIMMER
**DIM 7** DIMMING BY PUS HUTTON / 1-10V

## LED POWER SUPPLY DIM5: DALI DIMMING / DIM7: DIMMING BY PUSH BUTTON / 1-10V DIM

| **300mA-DC / 12W** | **300mA-DC / 16W DIM5** | **300mA-DC / 16W DIM 7** |
|---|---|---|
| A-B C 115 x 34 x 19 | A-B C 118 x 52 x 22 | A-B C 118 x 52 x 22 |
| min. 38 | min. 55 | min. 55 |
| **300 90 30** | **300 90 32** | **300 90 31** |
| max. 2 [H] | | |
| 220-240V / 50-60Hz | | |
| IP20 | | |











NEW

# D-LINER

To keep up with the changing regulations for building and renovating, challenges arise on how to combine lighting, ventilation and acoustics into technical or smart ceilings in the best way possible. Some examples of high-end technical ceilings are the SAPP ceiling of Interalu and HeartFelt ceiling of Hunter-Douglas.
SAPP stands for Smart Acoustic Passive Power, it combines an aesthetic design and optimal accoustics into a climate-control ceiling. The HeartFelt ceiling is a felt ceiling system with great accoustic characteristics. Both ceiling systems build on modularity and allow for a linear lighting solution in between or in line with the panels.
To expand its profile range, Delta Light now offers fixed lengths and made-to-measure linear lighting solutions for multiple ceiling types. Custom-made brackets for other system ceilings on request.

**www.deltalight.com/dliner**



SAPP CEILING



HEARTFELT CEILING



INTERIEURBURO PEDRO VERHUE - ERIBO

## 1
## PROFILE CONSTRUCTION

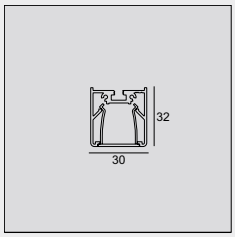


**DLN - PROFILE**

**24316 0000 ◇**

◇ B / W

INCL.PC SBL HE
MAX.L / PROFILE: 6m
0,6 / m

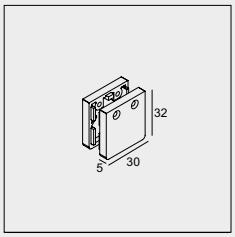


**DLN - END CAP SET**

**24316 0310 ◇**

◇ B / W

SET OF 2 PCS
0,2

## 2
## PROFILE FIXATION

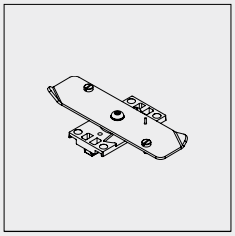

**DLN - SUSP BRACKET TYPE 1**

**24316 1420**

0,2

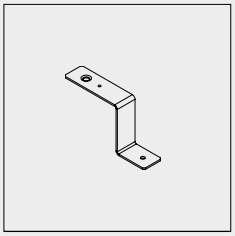

**DLN - SUSP BRACKET TYPE 2**

**24316 1430**

0,1

CUSTOM-MADE BRACKETS FOR OTHER
SYSTEM CEILINGS ON REQUEST.

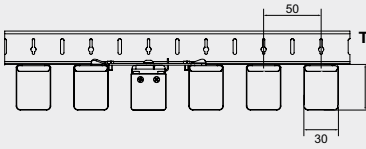


**TYPE 1** EXAMPLE:
- SAPP (INTERALU)
- 30BD (HUNTER DOUGLAS)
- BL H30-20 (LCC)

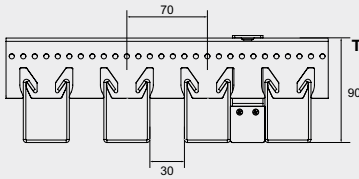


**TYPE 2** EXAMPLE:
- HEARTFELT (HUNTER DOUGLAS)

## 3
## PROFILE CONNECTION

## 4
## LIGHT MODULES



**LEDFLEX IN HP**

SUITABLE FOR
LEDFLEX IN HP
PAG PRO 820

## READY-MADE UNITS INCL. PROFILE, ENDCAPS, LED CLUSTER, LED POWER SUPPLY & FIXATION BRACKETS

### D-LINER RM TYPE 1





| | 3000K / CRI>90 | | | 2700K / CRI>90 | | |
|---|---|---|---|---|---|---|
| | L 815mm / 0,8 | L 1215mm / 1,1 | L 1515mm / 1,2 | L 815mm / 0,3 | L 1215mm / 1,1 | L 1515mm / 1,2 |
| | 18W / 2200lm | 25W / 3000lm | 34W / 4380lm | 18W / 2142lm | 25,2W / 2922lm | 34W / 4150lm |
| **NON DIM** | **24310 9300** ◇ | **24311 9300** ◇ | **24312 9300** ◇ | **24310 9200** ◇ | **24311 9200** ◇ | **24312 9200** ◇ |
| **1-10V DIM** | **24310 9301** ◇ | **24311 9301** ◇ | **24312 9301** ◇ | **24310 9201** ◇ | **24311 9201** ◇ | **24312 9201** ◇ |
| **DALI DIM** | **24310 9305** ◇ | **24311 9305** ◇ | **24312 9305** ◇ | **24310 9205** ◇ | **24311 9205** ◇ | **24312 9205** ◇ |
| ◇ B / W | | | | | | |
| 110-240V / 50-60Hz (220-240V FOR 18W NON DIM) | | | | | | |
| IP20 | | | | | | |

### D-LINER RM TYPE 2





| | 3000K / CRI>90 | | | 2700K / CRI>90 | | |
|---|---|---|---|---|---|---|
| | L 815mm / 0,7 | L 1215mm / 1,0 | L 1515mm / 1,1 | L 815mm / 0,7 | L 1215mm / 1,0 | L 1515mm / 1,1 |
| | 18W / 2200lm | 25W / 3000lm | 34W / 4380lm | 18W / 2142lm | 25,2W / 2922lm | 34W / 4150lm |
| **NON DIM** | **24313 9300** ◇ | **24314 9300** ◇ | **24315 9300** ◇ | **24313 9200** ◇ | **24314 9200** ◇ | **24315 9200** ◇ |
| **1-10V DIM** | **24313 9301** ◇ | **24314 9301** ◇ | **24315 9301** ◇ | **24313 9201** ◇ | **24314 9201** ◇ | **24315 9201** ◇ |
| **DALI DIM** | **24313 9305** ◇ | **24314 9305** ◇ | **24315 9305** ◇ | **24313 9205** ◇ | **24314 9205** ◇ | **24315 9205** ◇ |
| ◇ B / W | | | | | | |
| 110-240V / 50-60Hz (220-240V FOR 18W NON DIM) | | | | | | |
| IP20 | | | | | | |

PRO

### EMERGENCY UNIT

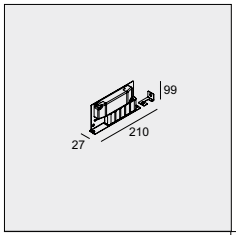


| 7W / 1H | 7W / 3H |
|---|---|
| 210 x 27 x 99 | 210 x 27 x 99 |
| **24316 7010** | **24316 7030** |
| 220-240V / 50-60 Hz | |
| IP20 | |

# FEMTOLINE
# OVERVIEW

Multifunctional in use, the Femtoline profiles can be used in both interior and exterior lighting concepts. The ultra-minimalistic design and extensive options in flexible RGB, tunable white, warm and cold white LED allow you to create endless lines of light, either recessed, surface or pendant mounted. The polycarbonate that closes the profile guarantees a pleasurable light effect and unifies single led dots to one continuous line.

The range of Femtoline profiles is very extensive, with each family member having its own specific design and application area. Small or wider profile design, down or down-up lighting, wall, ceiling or floor mounted, flush or tilted plexi, ... the Femtoline family offers a solution to any lighting problem.

PRO

**www.deltalight.com/femtoline**

**FEMTOLINE 25**
The smallest of the range for surface mounted lighting solutions. Femtoline 25 offers 3 ways of general lighting: standard with a semi-recessed plexi that creates both direct and indirect lighting, Femtoline 25 F with a flush plexi for direct lighting and Femtoline 25 T with a tilted plexi to create an asymmetric light effect.

**FEMTOLINE 35**
The most versatile of the range.
Similar as with Femtoline 25, one can opt for direct lighting with Femtoline 35 or a more indirect general lighting with Femtoline 35 F. Furthermore, Femtoline 35 can also used within the trimless Femtoline 35 TR profile, creating a black cove filled with strokes of light. As a pendant for down or down-up lighting, one can either opt for the straightforward Femtoline 35 F HE D-U or the more pronounced Femtoline 35 X D-U with its A-shaped design that hides away the plexi from below.

**FEMTOLINE 45**
The recessed solution.
Femtoline 45 complements the Femtoline 25 range in applications that allow recessed installation.

**FEMTOLINE 55**
The broadest of the range.
Femtoline 55 is a surface mounted profile with a limited height of only 25mm, resulting in a nearly recessed appearance when installed.

**FEMTOLINE W**
The wall mounted solution.
Femtoline W is a very slim and multifunctional LED profile, which can be used in both interior and exterior lighting concepts. This wall mounted profile can be used for either up- or downlight, creating a cosy wall grazing effect. Femotiline W Down-Up is a bespoke wall mounted profile for direct-indirect illuminance on vertical surfaces. It also comes in fixed lengths of 600 and 1200mm.

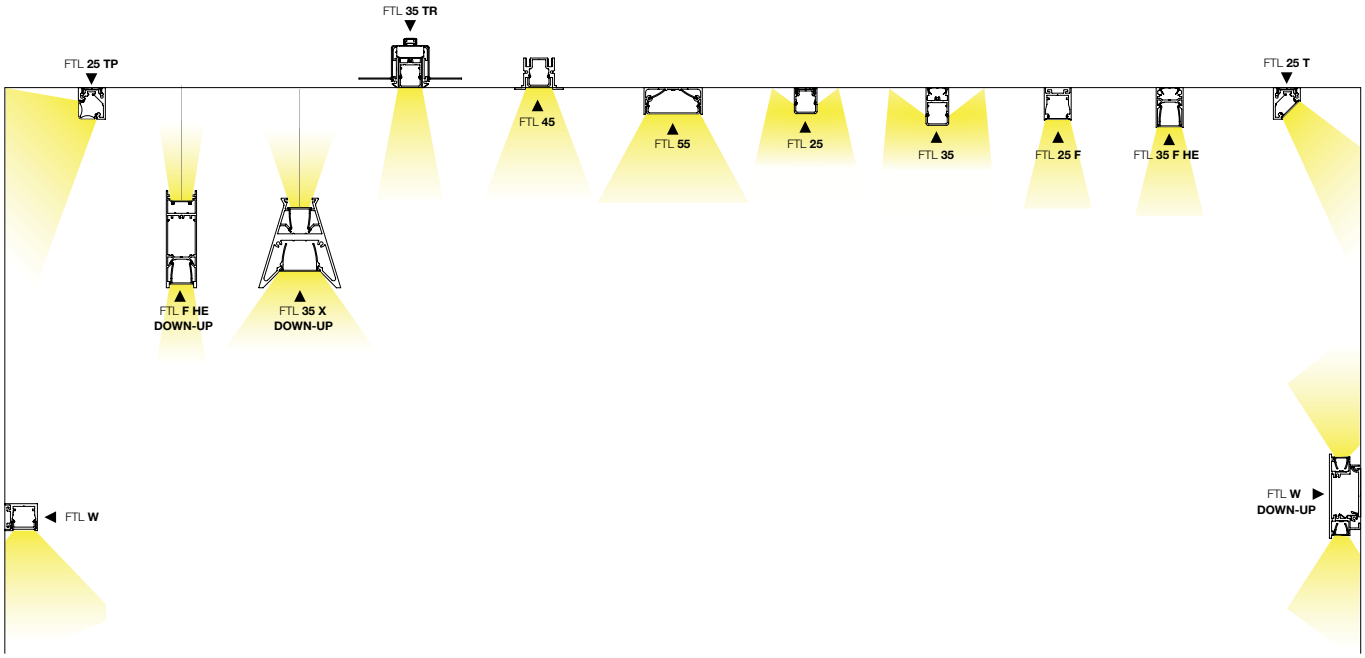
FTL 25 TP
FTL 35 TR
FTL 45
FTL 55
FTL 25
FTL 35
FTL 25 F
FTL 35 F HE
FTL 25 T
FTL F HE DOWN-UP
FTL 35 X DOWN-UP
FTL W
FTL W DOWN-UP

# FEMTOLINE 25F & 25

**www.deltalight.com/femtoline25f**
**www.deltalight.com/femtoline25**



## 1 PROFILE CONSTRUCTION

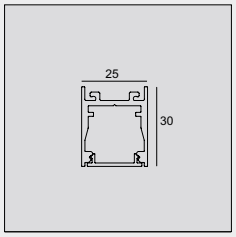


**FTL25 F - PROFILE**

**382 00 00 ◇**

◇ ANO / B / W

INCL.PC SBL
MAX.L / PROFILE: 6m
0,6 / m

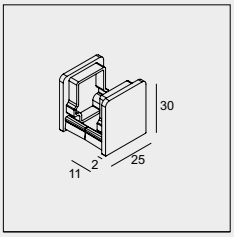


**FTL25 F - END CAP SET**

**382 03 01 ◇**

◇ A / B / W

SET OF 2 PCS
0,1

## 2 PROFILE FIXATION

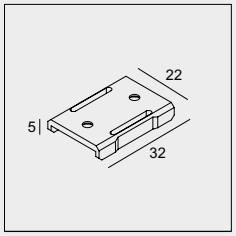


**NL - FIXATION SET**

**364 06 11**

SET OF 10 PCS
0,1

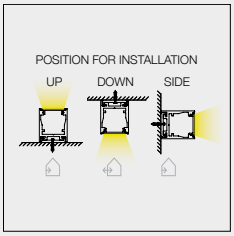


## 3 PROFILE CONNECTION

## 4 LIGHT MODULES



**LEDFLEX IN & OUT**

SUITABLE FOR
LEDFLEX IN & OUT
PAG PRO 820

## 1 PROFILE CONSTRUCTION

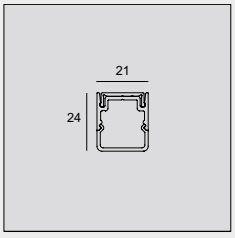


**FTL25 - PROFILE**

**375 00 00 ◇**

◇ ANO / B / W

INCL.PC SBL
INCL.FIXATION CLIP
MAX.L / PROFILE: 6m
0,4 / m

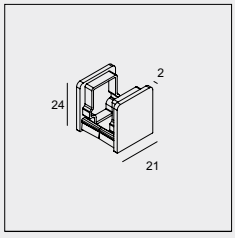


**FTL25 - END CAP SET**

**375 03 01 ◇**

◇ A / B / W

SET OF 2 PCS
0,1

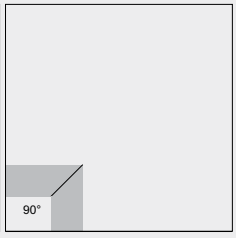


**FTL25 - CORNER 90°**

**375 06 06**

0,2

## 2 PROFILE FIXATION

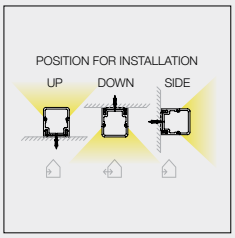


## 3 PROFILE CONNECTION

## 4 LIGHT MODULES



**LEDFLEX IN & OUT**

SUITABLE FOR
LEDFLEX IN & OUT
PAG PRO 820

PRO

# FEMTOLINE 25 T & TP

**www.deltalight.com/femtoline25t**
**www.deltalight.com/femtoline25tp**



## 1 PROFILE CONSTRUCTION

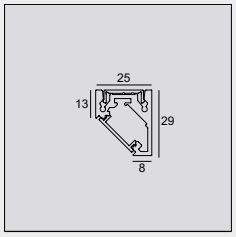


**FTL25 T - PROFILE**

**381 00 00 ◇**

◇ ANO / B / W

INCL.PC SBL
INCL.FIXATION CLIP
MAX.L / PROFILE: 6m
0,7 / m

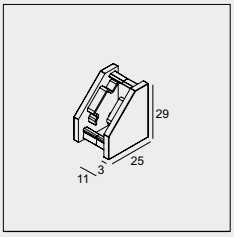


**FTL25 T - END CAP SET**

**381 03 01 ◇**

◇ A / B / W

SET OF 2 PCS
0,2

## 2 PROFILE FIXATION

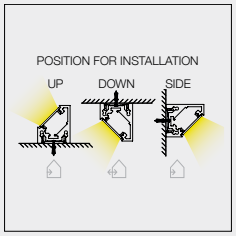


## 3 PROFILE CONNECTION

## 4 LIGHT MODULES



**LEDFLEX IN & OUT**

SUITABLE FOR
LEDFLEX IN & OUT
PAG PRO 820

## 1 PROFILE CONSTRUCTION

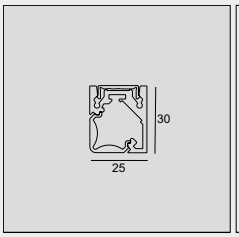


**FTL25 TP - PROFILE**

**381 01 00 00 ◇**

◇ ANO / B / W

INCL.PC SBL
INCL.FIXATION CLIP
MAX.L / PROFILE: 6m
0,4 / m

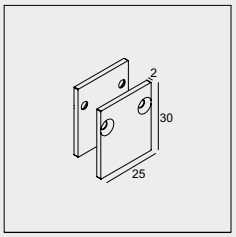


**FTL25 TP - END CAP SET**

**381 01 03 01 ◇**

◇ A / B / W

SET OF 2 PCS
0,2

## 2 PROFILE FIXATION

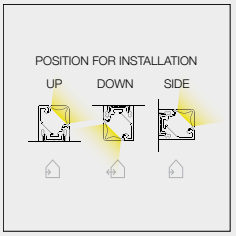


## 3 PROFILE CONNECTION

## 4 LIGHT MODULES



**LEDFLEX IN & OUT**

SUITABLE FOR
LEDFLEX IN & OUT
PAG PRO 820

PRO

# FEMTOLINE 35

www.deltalight.com/femtoline35

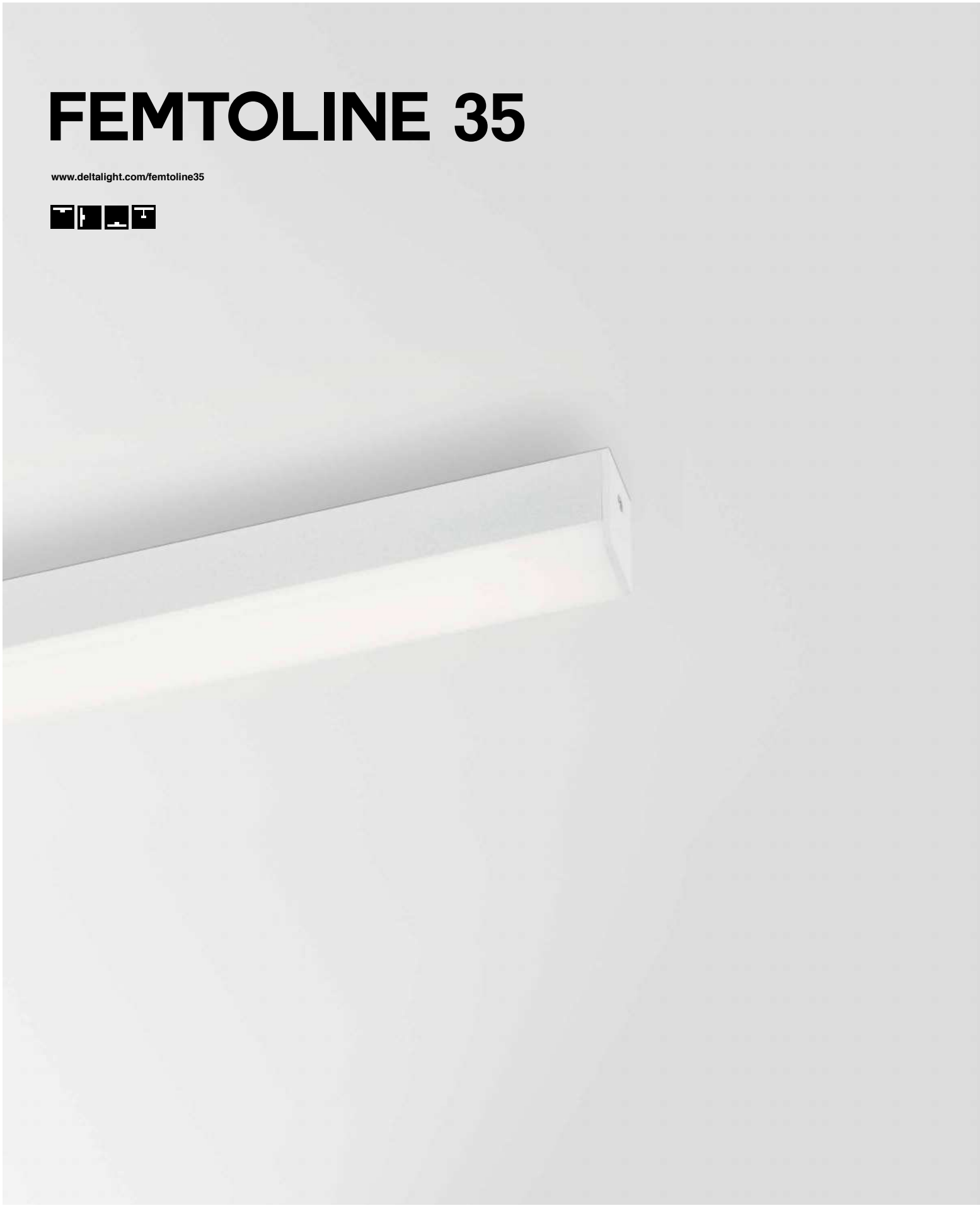

## 1 PROFILE CONSTRUCTION

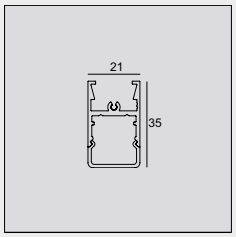


**FTL35 - PROFILE**

**391 00 00 ◇**

◇ ANO / B / W

INCL.PC SBL
MAX.L / PROFILE: 6m
0,7 / m

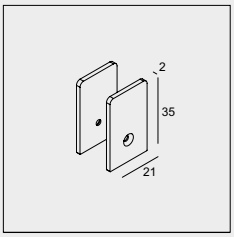


**FTL35 - END CAP SET**

**391 03 01 ◇**

◇ ANO / B / W

SET OF 2 PCS
0,2

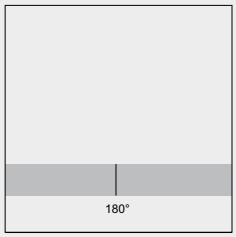


**FTL35 - /CORNER 180°**

**391 06 11**

SET OF 2 PCS
0,1

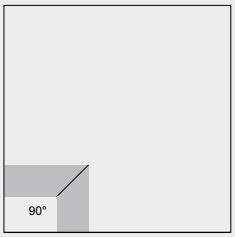


**FTL35 - CORNER 90°**

**391 06 06**

ONLY FOR DIRECT FIXATION
0,1

## 2 PROFILE FIXATION

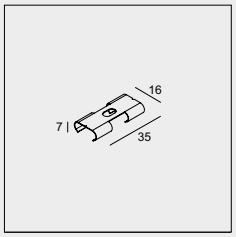


**FTL35 - FIXATION SET**

**391 06 11**

SET OF 2 PCS
0,1

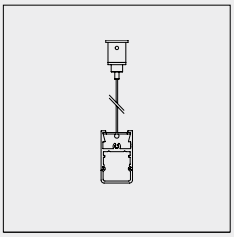

**FTL35 - SUSP SINGLE 1,6**

**391 09 01**

L 1,6m
0,1

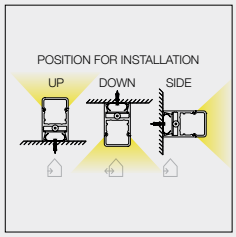


## 3 PROFILE CONNECTION

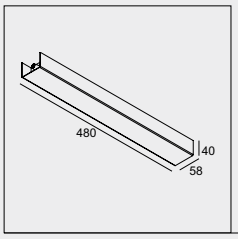


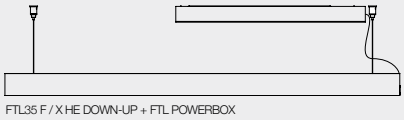


**FTL POWERBOX**

| 24V-DC / 60W | 24V-DC / 60W DIM1 | 24V-DC / 150W DIM5 |
|---|---|---|
| **300 24 060 ◇** | **300 24 060 ED1 ◇** | **300 24 150 ED5 ◇** |

◇ B / W

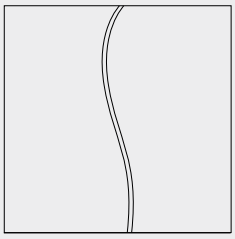

**CURRENT SUPPLY L1,6m**

**391 97 51** - 2 x 0,75mm²

L1,6m
0,3

**OPTIONS**
CABLE BASE R ◇ ▸ **203 99 55** ANO / B / W
CABLE BASE S ◇ ▸ **203 99 56** ANO / B / W
COVERSET R 62-90-100 / S 62-80-90

## 4 LIGHT MODULES



**LEDFLEX IN & OUT**

SUITABLE FOR
LEDFLEX IN & OUT
PAG PRO 820

PRO

# FEMTOLINE 35 TR

**www.deltalight.com/femtoline35tr**





FTL35 TR + FTL 35

## 1 PROFILE CONSTRUCTION

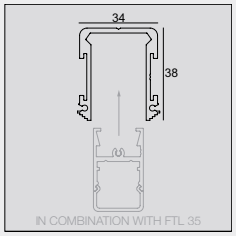


**FTL35 TR - PROFILE**

**393 00 00 ◇**

◇ B

MAX.L / PROFILE: 6m

0,7 / m

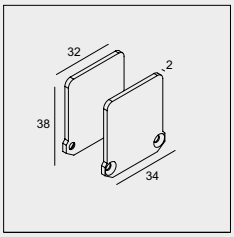


**FTL35 TR - END CAP SET**

**393 03 01 ◇**

◇ B

SET OF 2 PCS

0,1

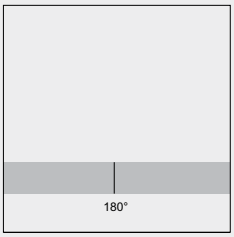


**FTL35 TR - CORNER 180°**

**393 06 01**

0,1

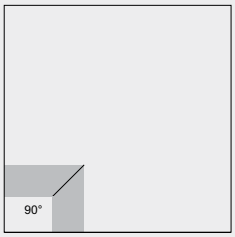


**FTL35 TR - CORNER 90°**

**393 06 06**

0,1

## 2 PROFILE FIXATION

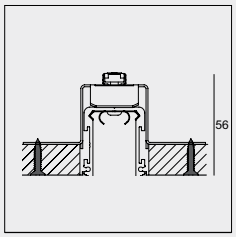


**FTL35 TR - CLIP**

**393 14 01**

37 x (L + 6) x 60

min.9 / max.18

0,4

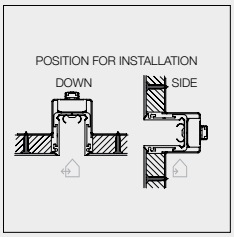


## 3 PROFILE CONNECTION

## 4 LIGHT MODULES

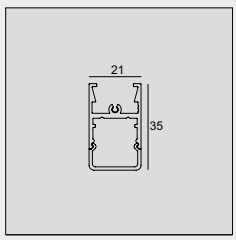


**FTL35 - PROFILE**

**391 00 00 ◇**

◇ ANO / B / W

INCL.PC SBL

MAX.L / PROFILE: 6m

0,7 / m

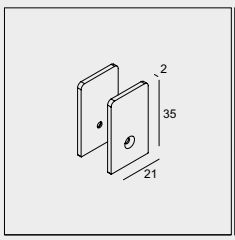


**FTL35 - END CAP SET**

**391 03 01 ◇**

◇ ANO / B / W

SET OF 2 PCS

0,2



**LEDFLEX IN & OUT**

SUITABLE FOR
LEDFLEX IN & OUT
PAG PRO 820

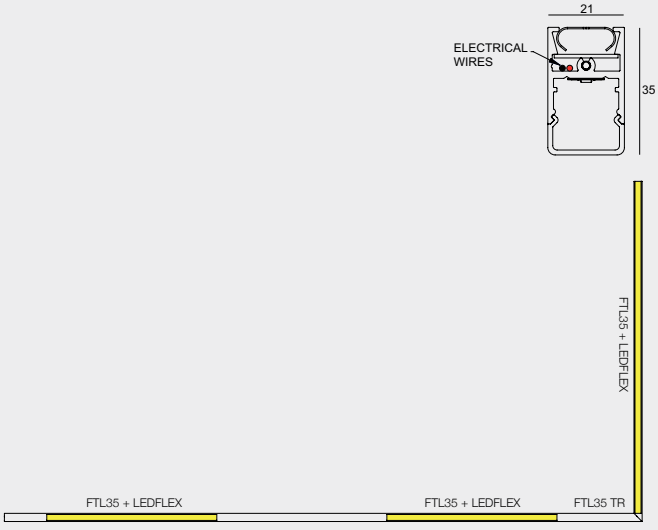

# FEMTOLINE 35 F HE

www.deltalight.com/femtoline35fhe



## 1 PROFILE CONSTRUCTION

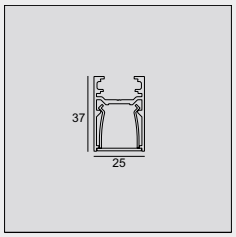


**FTL35 F HE - PROFILE**

**392 01 00 00** ◇

◇ ANO / B / W

INCL.PC SBL HE
MAX.L / PROFILE: 6m
0,7 / m

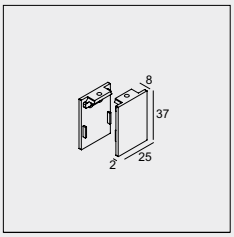


**FTL35 F HE - END CAP SET**

**392 01 03 01** ◇

◇ A / B / W

SET OF 2 PCS
0,2

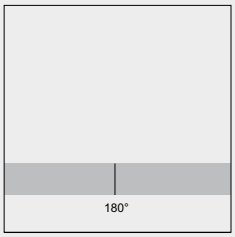


**FTL35 - CORNER 180°**

**391 06 11**

0,1

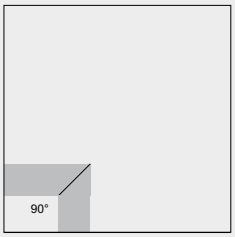


**FTL35 - CORNER 90°**

**391 06 06**

ONLY FOR DIRECT FIXATION
0,1

## 2 PROFILE FIXATION

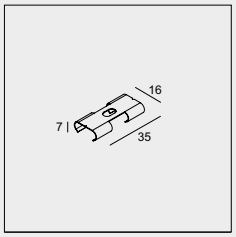


**FTL35 - FIXATION SET**

**391 06 11**

SET OF 2 PCS
0,1

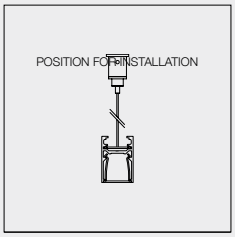


**FTL35 F - SUSP SINGLE 1,6**

**391 09 01**

L1,6m
0,1

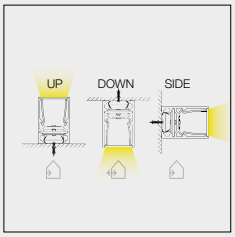


## 3 PROFILE CONNECTION

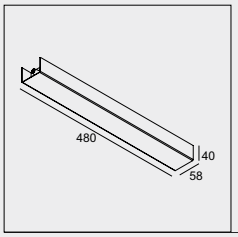


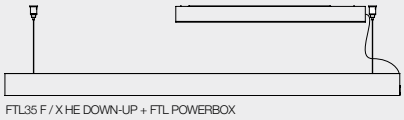


**FTL POWERBOX**

| 24V-DC / 60W | 24V-DC / 60W DIM1 | 24V-DC / 150W DIM5 |
|---|---|---|
| **300 24 060** ◇ | **300 24 060 ED1** ◇ | **300 24 150 ED5** ◇ |

◇ B / W

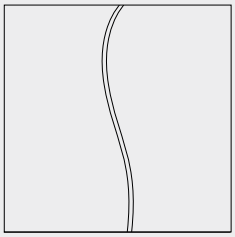

**CURRENT SUPPLY L1,6m**

**391 97 51 -** 2 x 0,75mm²

L1,6m
0,3

**OPTIONS**
CABLE BASE R ◇ ▸ **203 99 55** ANO / B / W
CABLE BASE S ◇ ▸ **203 99 56** ANO / B / W
COVERSET R 62-90-100 / S 62-80-90

## 4 LIGHT MODULES



**LEDFLEX IN & OUT**

SUITABLE FOR
LEDFLEX IN & OUT
PAG PRO 820

PRO

# FEMTOLINE 35 F HE DOWN-UP

www.deltalight.com/femtoline35fhedownup



## 1 PROFILE CONSTRUCTION

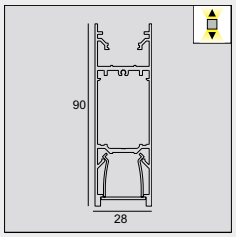


**FTL35 F HE D/U - PROFILE**

**392 02 00 00** ◇

◇ B / W

INCL.PC SBL DOWN HE
MAX.L / PROFILE: 6m
1,4 / m

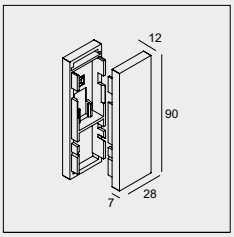


**FTL35 F HE D/U - END CAP SET**

**392 02 03 01** ◇

◇ B / W

SET OF 2 PCS
0,2

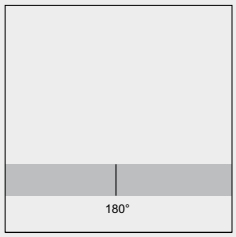


**FTL35 F HE - CORNER 180°**

**392 02 06 01**

0,1

**OPTIONS**
FTL35 F D/U - PC SBL UP - PROFILE ▸ **392 02 02 05 SBL** 22

## 2 PROFILE FIXATION

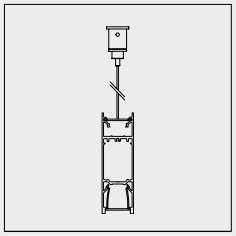

**FTL35 F HE D/U-SUSP SINGLE 1,6**

**392 02 09 01**

L1,6m
0,1

## 3 PROFILE CONNECTION

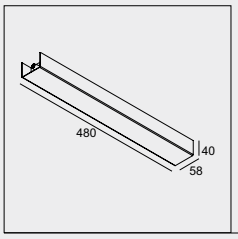


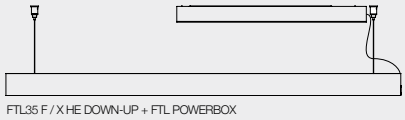

FTL35 F / X HE DOWN-UP + FTL POWERBOX

**FTL POWERBOX**

| 24V-DC / 60W | 24V-DC / 60W DIM1 | 24V-DC / 150W DIM5 |
|---|---|---|
| **300 24 060** ◇ | **300 24 060 ED1** ◇ | **300 24 150 ED5** ◇ |

◇ B / W

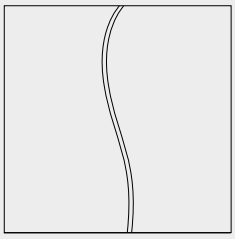

**CURRENT SUPPLY L1,6m**

**392 02 97 51 -** 2 x 0,75mm²

L1,6m
0,3

**OPTIONS**
CABLE BASE R ◇ ▸ **203 99 55** ANO / B / W
CABLE BASE S ◇ ▸ **203 99 56** ANO / B / W
COVERSET R 62-90-100 / S 62-80-90

## 4 LIGHT MODULES



**LEDFLEX IN & OUT**

SUITABLE FOR
LEDFLEX IN & OUT
PAG PRO 820

PRO

# FEMTOLINE 35 X DOWN-UP

www.deltalight.com/femtoline35xdownup



## 1 PROFILE CONSTRUCTION

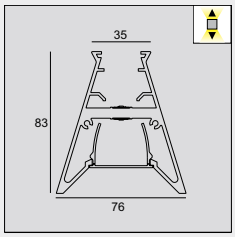


**FTL35 X HE D/U - PROFILE**

**392 03 00 00** ◇

◇ B / W

INCL.PC SBL DOWN HE
MAX.L / PROFILE: 6m
2,4 / m

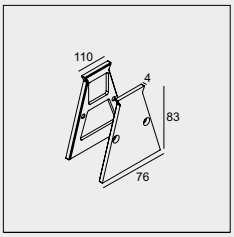


**FTL35 X HE D/U - END CAP**

**392 03 03 01** ◇

◇ B / W

SET OF 2 PCS
0,2

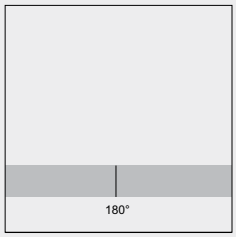


**FTL35 X HE - FIX/CORNER 180°**

**392 03 06 01** ◇

0,1

**OPTIONS**
FTL35 X D/U - PC SBL UP - PROFILE ▸ **392 03 02 05 SBL**




## 2 PROFILE FIXATION

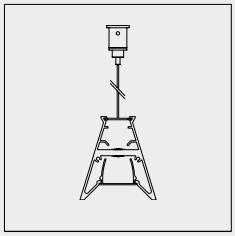

**FTL35 F HE D/U-SUSP SINGLE 1,6**

**392 02 09 01**

L1,6m
0,1

## 3 PROFILE CONNECTION

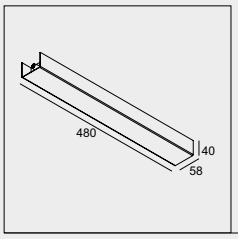


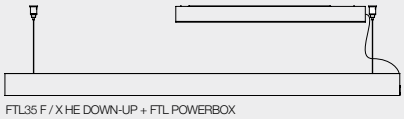

FTL35 F / X HE DOWN-UP + FTL POWERBOX

**FTL POWERBOX**

| 24V-DC / 60W | 24V-DC / 60W DIM1 | 24V-DC / 150W DIM5 |
|---|---|---|
| **300 24 060** ◇ | **300 24 060 ED1** ◇ | **300 24 150 ED5** ◇ |

◇ B / W

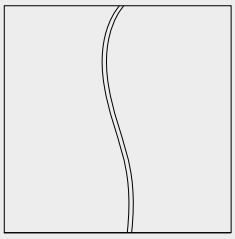

**CURRENT SUPPLY L1,6m**

**392 02 97 51 -** 2 x 0,75mm²

L1,6m
0,3

**OPTIONS**
CABLE BASE R ◇ ▸ **203 99 55** ANO / B / W
CABLE BASE S ◇ ▸ **203 99 56** ANO / B / W
COVERSET R 62-90-100 / S 62-80-90

## 4 LIGHT MODULES



**LEDFLEX IN & OUT**

SUITABLE FOR
LEDFLEX IN & OUT
PAG PRO 820

PRO

# FEMTOLINE 45

www.deltalight.com/femtoline45



## 1 PROFILE CONSTRUCTION

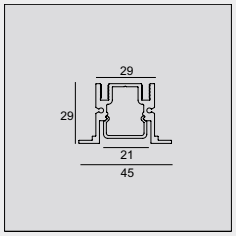


**FTL45 - PROFILE**

**376 00 00 ◇**

◇ ANO / B / W

INCL.PC SBL HE
MAX.L / PROFILE: 6m
0,8 / m

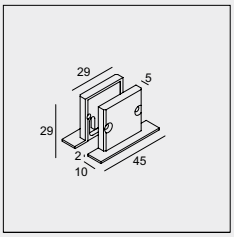


**FTL45 - END CAP SET**

**376 03 01 ◇**

◇ ANO / B / W

SET OF 2 PCS
0,2

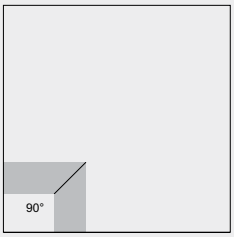


**FTL45 - CORNER 90°**

**376 06 06**

0,2

## 2 PROFILE FIXATION

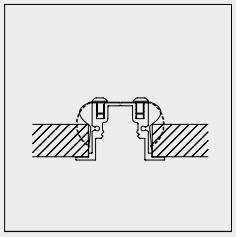

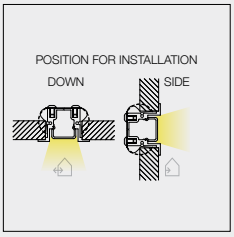


**FTL45 - FIXATION**

**376 14 01**

**37 x (L + 12) x 40**
**max.13**

SET OF 2 PCS
0,1

## 3 PROFILE CONNECTION

## 4 LIGHT MODULES



**LEDFLEX IN & OUT**

SUITABLE FOR
LEDFLEX IN & OUT
PAG PRO 820

PRO

NEW

# FEMTOLINE 55

www.deltalight.com/femtoline55



## 1 PROFILE CONSTRUCTION

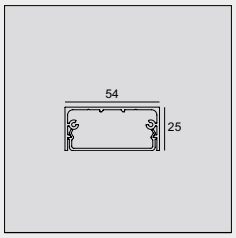


**FTL55 - PROFILE**

**392 04 00 00 ◇**

◇ ANO / B / W

INCL.PC SBL
MAX.L / PROFILE: 6m

0,6 / m

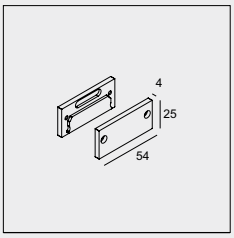


**FTL55 - END CAP SET**

**392 04 03 01 ◇**

◇ A / B / W

SET OF 2 PCS

0,1

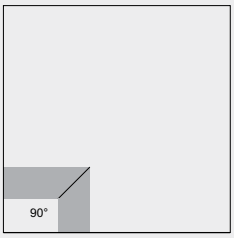


**FTL55 - CORNER 90°**

**392 04 06 06**

0,1

## 2 PROFILE FIXATION

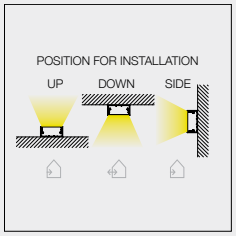


## 3 PROFILE CONNECTION

## 4 LIGHT MODULES



**LEDFLEX IN**

SUITABLE FOR
LEDFLEX IN
PAG PRO 820

PRO



Architect: AAPROG architecten



NINA MAYA INTERIORS - PHOTOGRAPHY NICOLE ENGLAND


SIROMAT



KIKA BRAZ ARCHITECTS AND URBAN PLANNERS
RAMA MENDELSOHN



ARCHITECT: B2AI



B2Ai - INGRID LESAGE CREATIONS HABITAR

# FEMTOLINE W

www.deltalight.com/femtolinew



## 1 PROFILE CONSTRUCTION

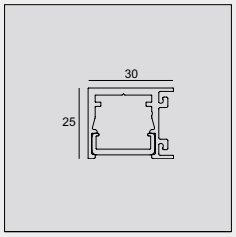


**FTL W - PROFILE CL**

**366 00 00 CL ◇**

◇ ANO

INCL.PC CLEAR

**FTL W - PROFILE SBL**

**366 00 00 SBL ◇**

◇ ANO

INCL.PC SBL
MAX.L / PROFILE: 6m
1,1 / m

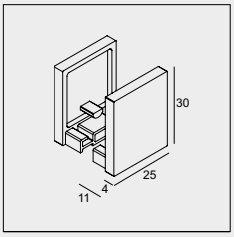


**NL - END CAP SET**

**364 03 01 ◇**

◇ A

SET OF 2 PCS
0,1

## 2 PROFILE FIXATION

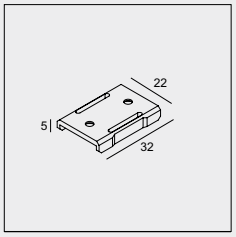


**NL - FIXATION SET**

**364 06 11**

SET OF 10 PCS
0,1

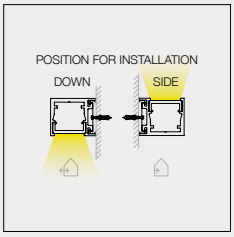


## 3 PROFILE CONNECTION

## 4 LIGHT MODULES



**LEDFLEX IN & OUT**

SUITABLE FOR
LEDFLEX IN & OUT
PAG PRO 820

PRO

NEW

# FEMTOLINE W DOWN-UP

www.deltalight.com/femtolinewdownup



## 1 PROFILE CONSTRUCTION

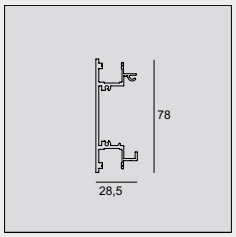


**FTLWDU - PROFILE**

**426 00 00 ◇**

◇ ANO / B / W

INCL.2 x PC SBL
MAX.L / PROFILE: 6m

1,0 / m

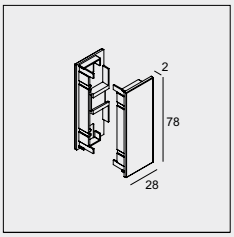


**FTLWDU - END CAP SET**

**426 03 01 ◇**

◇ A / B / W

SET OF 2 PCS

0,1

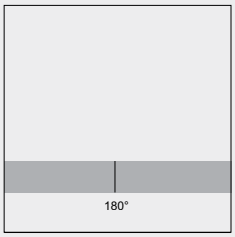


**FTLWDU - CORNER 180°**

**426 06 01**

0,1

## 2 PROFILE FIXATION

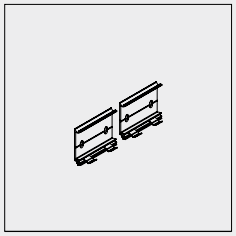

**FTLWDU - FIXATION**

**426 14 01**

SET OF 2 PCS

0,2

## 3 PROFILE CONNECTION

## 4 LIGHT MODULES



**LEDFLEX IN**

SUITABLE FOR
LEDFLEX IN
PAG PRO 820

PRO









NEW

# KASKADE

Individual wall mounted luminaires are ideal to generate a particular mood in a room. The waterfall of light, created by Kaskade, is such an instant moodmaker.
Moreover, as a bespoke light solution, you can choose your own set-up and determine your desired length.

**www.deltalight.com/kaskade**



## 1 PROFILE CONSTRUCTION

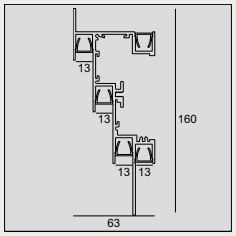


**KSK - PROFILE**

**405 00 00 ◇**

◇ B / GC / W

INCL.PC SBL
MAX.L / PROFILE: 6m

2,4 / m

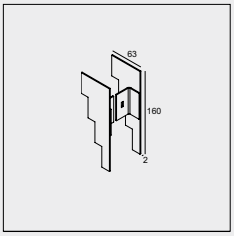


**KSK - END CAP SET**

**405 03 01 ◇**

◇ B / W

SET OF 2 PCS

0,1

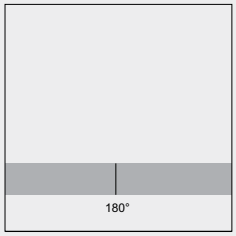


**CORNER 180°**

**405 06 01**

## 2 PROFILE FIXATION

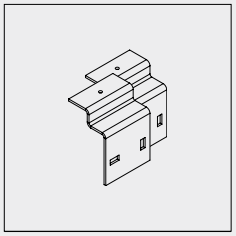

**KSK - FIXATION SET**

**405 14 01**

SET OF 2 PCS

0,1

## 3 PROFILE CONNECTION

## 4 LIGHT MODULES



**LEDFLEX IN**

SUITABLE FOR
LEDFLEX IN
PAG PRO 820

PRO





NEW

# DOT.COM WALLWASH TR

Be it to accentuate pieces of art or to reduce contrasts by enhancing vertical illumination, wallwash lighting has multiple purposes. The made-to-measure trimless Dot.Com Wallwash profile enables you to customize wallwash lighting to your own preferences and to adapt it perfectly to the dimensions of the room.

**www.deltalight.com/dotcom**



## 1 PROFILE CONSTRUCTION

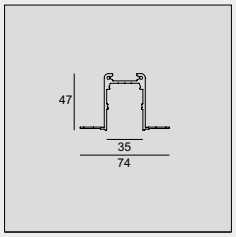


**DTC-TR - PROFILE**

**424 01 00 00 ◇**

◇ B

MAX.L / PROFILE: 6m

1,0 / m

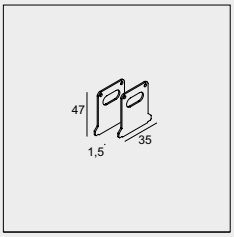


**DTC-TR - END CAP SET**

**424 01 03 01 ◇**

◇ B

SET OF 2 PCS

0,1

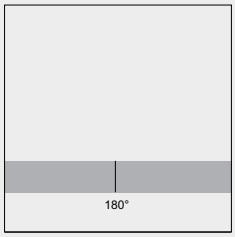


**DTC-TR - CORNER 180°**

**424 01 06 01**

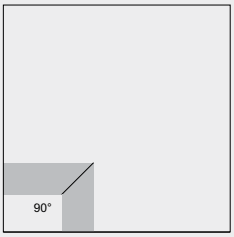


**DTC-TR - CORNER 90°**

**424 01 06 06**

## 2 PROFILE FIXATION

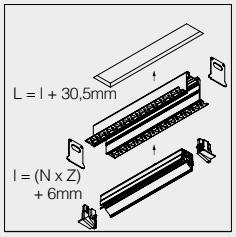


**FIXATION**

36 x (L + 5)

l = (N x Z) + 6mm
N = #
Z = 100mm FOR LEDFLEX IN / FP
= 50mm FOR LEDFLEX HP
= 33,3mm FOR LEDFLEX TW
= 167mm FOR LEDFLEX RGB

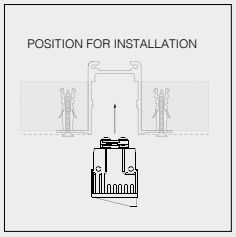


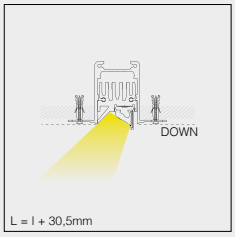


## 3 PROFILE CONNECTION

## 4 LIGHT MODULES

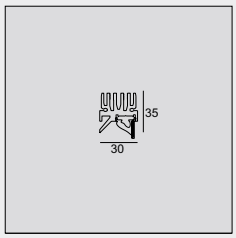


**DTC-LEDLINE - PROFILE**

**424 02 00 00 ◇**

◇ B

INCL.PC SBL
INCL. FIXATION CLIPS
MAX.L / PROFILE: 4m

1,0 / m

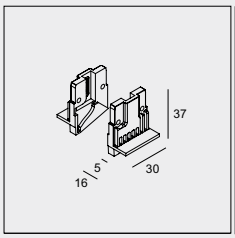


**DTC-LEDLINE - END CAP SET**

**424 02 03 01 ◇**

◇ B

SET OF 2 PCS

0,1



**LEDFLEX IN**

SUITABLE FOR
LEDFLEX IN
PAG PRO 820

PRO

NEW

# DOT.COM WALLWASH ON

www.deltalight.com/dotcom



## 1 PROFILE CONSTRUCTION

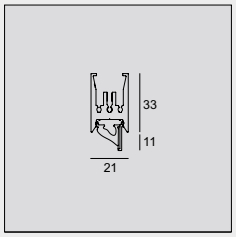


**DTC-ON - PROFILE**

**16312 0000 ◇**

◇ B / W

MAX.L / PROFILE: 6m

1,0 / m

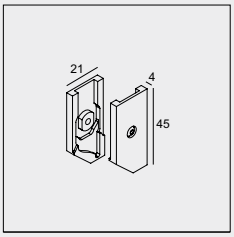


**DTC-ON - END CAP SET**

**16312 0310 ◇**

◇ B / W

SET OF 2 PCS

0,1

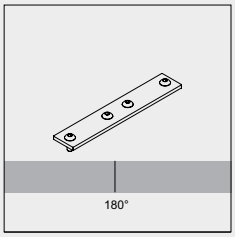


**DTC-ON - CORNER 180°**

**16312 0620 ◇**

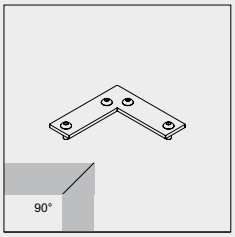


**DTC-ON - CORNER 90°**

**16312 0630 ◇**

## 2 PROFILE FIXATION

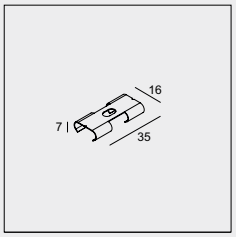


**FTL35 - FIXATION SET**

**391 06 11**

SET OF 2 PCS

0,1

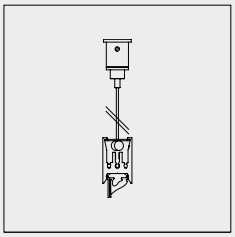

**FTL35 - SUSP SINGLE 1,6**

**391 09 01**

L 1,6m

0,1

## 3 PROFILE CONNECTION

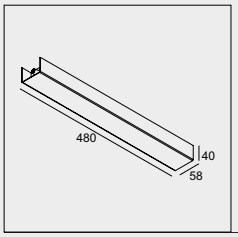


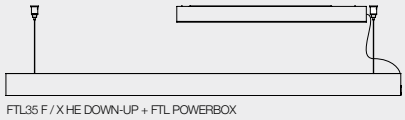

FTL35 F / X HE DOWN-UP + FTL POWERBOX

**FTL POWERBOX**

| 24V-DC / 60W | 24V-DC / 60W DIM1 | 24V-DC / 150W DIM5 |
|---|---|---|
| **300 24 060 ◇** | **300 24 060 ED1 ◇** | **300 24 150 ED5 ◇** |

◇ B / W

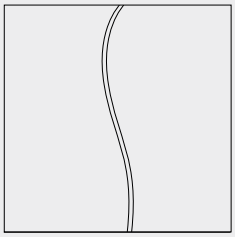

**CURRENT SUPPLY L1,6m**

**391 97 51 -** 2 x 0,75mm²

L1,6m

0,3

**OPTIONS**

CABLE BASE R ◇ ▸ **203 99 55** ANO / B / W

CABLE BASE S ◇ ▸ **203 99 56** ANO / B / W

COVERSET R 62-90-100 / S 62-80-90

## 4 LIGHT MODULES



**LEDFLEX IN**

SUITABLE FOR LEDFLEX IN PAG PRO 820

PRO


#WEAREDELTALIGHT



# MICROLINE TR

A series of slim, recessed led profiles, available for either downwards or sideways installation.
Thanks to the perforated trim on both sides of the profile, trimless installation is made easy. The TR version can be used in either ceiling or wall, while the TRW version is especially made for installation in corners between wall and ceiling. To reduce glare, Microline TRW+ offers a solution with the SBL plexi mounted deeper into the profile.

**www.deltalight.com/microlinetrimless**



## 1 PROFILE CONSTRUCTION

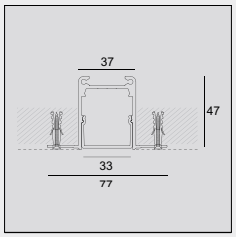


**MIC TR - PROFILE**

**394 00 00 ◇**

◇ ANO

INCL.PC SBL
MAX.L / PROFILE: 6m
1,0 / m

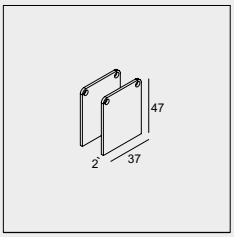


**MIC TR/TRW - END CAP SET**

**394 03 01 ◇**

◇ ANO

SET OF 2 PCS
0,1

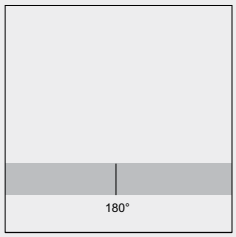


**MIC TR - CORNER 180°**

**394 06 01**

0,3

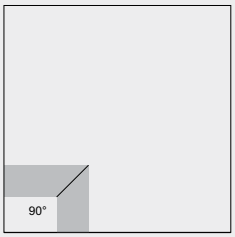


**MIC TR - CORNER 90°**

**394 06 06**

0,3

PRO

## 2 PROFILE FIXATION

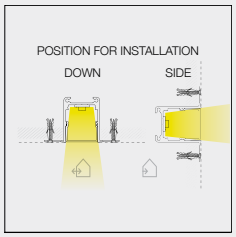


**FIXATION**

39 x L

## 3 PROFILE CONNECTION

## 4 LIGHT MODULES



**LEDFLEX IN & OUT**

SUITABLE FOR
LEDFLEX IN & OUT
PAG PRO 820

# MICROLINE TRW

**www.deltalight.com/microlinetrw**



## 1 PROFILE CONSTRUCTION

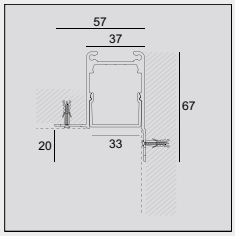


**MIC TRW - PROFILE**

**396 00 00 ◇**

◇ ANO

INCL.PC SBL

MAX.L / PROFILE: 6m

1,0 / m

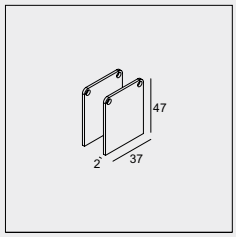


**MIC TR/TRW - END CAP SET**

**394 03 01 ◇**

◇ ANO

SET OF 2 PCS

0,1

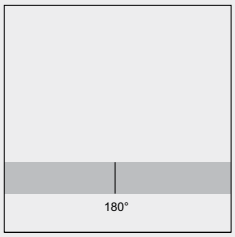


**MIC TRW - CORNER 180°**

**396 06 01**

0,3

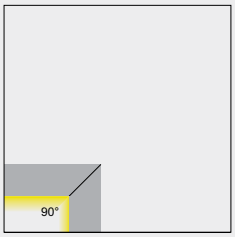


**MIC TRW - CORNER 90° INT**

**396 06 06**

0,3

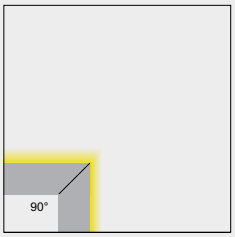


**MIC TRW - CORNER 90° EXT**

**396 06 16**

0,3

PRO

## 2 PROFILE FIXATION

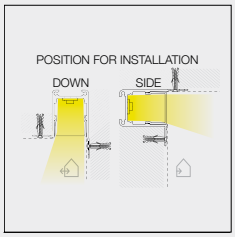


**FIXATION**

39 x L

## 3 PROFILE CONNECTION

## 4 LIGHT MODULES



**LEDFLEX IN & OUT**

SUITABLE FOR
LEDFLEX IN & OUT
PAG PRO 820

# MICROLINE TRW+

**www.deltalight.com/microlinetrw**



## 1 PROFILE CONSTRUCTION

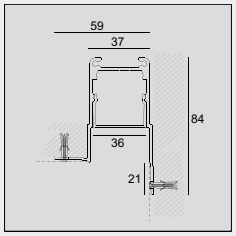


**MIC TRW+ - PROFILE**

**396 01 00 00 ◇**

◇ ANO

INCL.PC SBL

MAX.L / PROFILE: 6m

1,0 / m

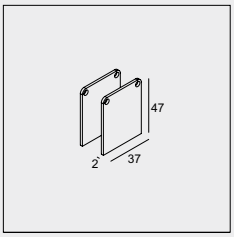


**MIC TR/TRW - END CAP SET**

**394 03 01 ◇**

◇ ANO

SET OF 2 PCS

0,1

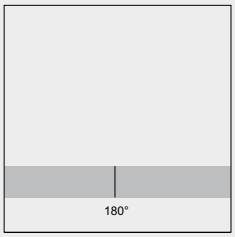


**MIC TRW - CORNER 180°**

**396 06 01**

0,3

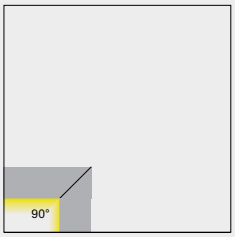


**MIC TRW - CORNER 90° INT**

**396 06 06**

0,3

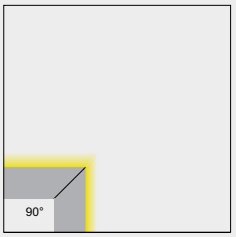


**MIC TRW - CORNER 90° EXT**

**396 06 16**

0,3

PRO

## 2 PROFILE FIXATION

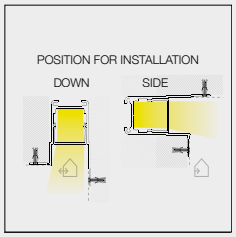


**FIXATION**

**42 x L**

## 3 PROFILE CONNECTION

## 4 LIGHT MODULES



**LEDFLEX IN & OUT**

SUITABLE FOR
LEDFLEX IN & OUT
PAG PRO 820

**SUITABLE FOR ALL PROFILES FROM PAGE PRO 746-749 & PRO 768-819**
NO LEDFLEX OUT FOR: FEMTOLINE W D/U, KASKADE (LEDFLEX IN MAX 15W/M) AND DOT.COM WALLWASH TR

## LEDFLEX



5m - 24V-DC
MOUNTED

0,3

| | WHITE | | | NEW TW | NEW RGB |
|---|---|---|---|---|---|
| | Dividable per 100mm 70 smd LED/m | | Dividable per 50mm 140 smd LED/m | Dividable per 33,3mm 180 smd LED/m | Dividable per 100mm 60 smd LED/m |
| | **5,1W/m 650lm/m** | **15,1W/m 1400lm/m** | **21,6W/m 2100lm/m** | **14,4W/m 1350lm/m** | **14,4W/m** |
| **CRI > 90** | **LEDFLEX** | **LEDFLEX FP** | **LEDFLEX HP*** | **LEDFLEX TW** | **LEDFLEX RGB** |
| **4000K** | | | | | |
| **IN** | **300 91 52 94** | **300 91 53 94** | **300 91 54 94** | | |
| **OUT** (IP65) | **300 91 62 94** | **300 91 63 94** | | | |
| **3000K** | | | | | |
| **IN** | **300 91 52 93** | **300 91 53 93** | **300 91 54 93** | | |
| **OUT** (IP65) | **300 91 62 93** | **300 91 63 93** | | | |
| **2700K** | | | | | |
| **IN** | **300 91 52 92** | **300 91 53 92** | **300 91 54 92** | | |
| **OUT** (IP65) | **300 91 62 92** | **300 91 63 92** | | | |
| **2700K ▸ 5700K** | | | | | |
| **IN** | | | | **21031 0010** | |
| **OUT** (IP65) | | | | | |
| **RGB** | | | | | |
| **IN** | | | | | **300 91 53 33** |
| **OUT** (IP65) | | | | | **300 91 63 33** |
| **LED POWER SUPPLY** / INFO PAG TEC | | | | | |
| **24V-DC / 20W** **300 89 24 20** **OPTIONS** 24V-DC / 4A DIM UNIT | max.4m | max.1m | max.0,9m | max.1,3m | max.1,3m * |
| **24V-DC / 40W** **300 89 24 40** **OPTIONS** 24V-DC / 4A DIM UNIT | max.8m | max.2,5m | max.1,8m | max.2,7m | max.2,7m * |
| **24V-DC / 60W** **300 89 24 60** **OPTIONS** 24V-DC / 4A DIM UNIT | max.12m | max.4m (max.3m / POWERLINE) | max.2,7m (max.3m / POWERLINE) | max.4,1m | max.4m * |
| **24V-DC / 80W DIM1** **300 89 24 80 ED1** | max.16m | max.5m (max.3m / POWERLINE) | max.3,6m (max.3m / POWERLINE) | | |
| **24V-DC / 150W** **300 89 24 150** **OPTIONS** 24V-DC / 4A DIM UNIT | max.30m | max.10m (max.3m / POWERLINE) | max.6,8m (max.3m / POWERLINE) | max.10,4m | max.10m * |
| **MULTI POWER DIM7** **300 90 64** | max.4m | max.1,3m | max.0,9m | | |
| **MULTI POWER DIM6** **300 90 61** | max.4m | max.1,3m | max.0,9m | | |
| **RGB DRIVER** / INFO PAG TEC | | | | | |
| **12/24V-DC 75/150W** **300 90 331** | | | | *use in combination with Led Power Supply 24V-DC | *use in combination with Led Power Supply 24V-DC |
| **TOUCH CONTROLLER** / INFO PAG TEC | | | | | |
| **TW DMX** **300 90 332** | | | | *use in combination with RGB DRIVER | |
| **RGB DMX** **300 90 330** | | | | | *use in combination with RGB DRIVER |

**OPTIONS**
24V-DC / 4A DIM1 UNIT ▸ **300 90 003 ED1**
24V-DC / 4A DIM5 UNIT ▸ **300 90 003 ED5**
24V-DC / 2x 4A WIRELESS DIM UNIT ▸ **300 90 010**

**DIM 1** DIMMING BY 1-10V
**DIM 6** DIMMINB BY PUSH BUTTON / FALLING EDGE DIMMER
**DIM 7** DIMMING BY PUS HUTTON / 1-10V

LEDFLEX HP
ONLY IN FREE STANDING PROFILES

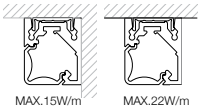

MAX.15W/m MAX.22W/m







# MICROLINE 60

These Microline profiles can be used either for recessed, surface mounted or suspended applications.
The narrow lines of light enable you to create appealing lighting scenario's. Microline 40+ can be used to enhance the sense of space in a room thanks to its protruding optics, which delivers a small amount of indirect light onto the ceiling.

**www.deltalight.com/microline60**



## 1 PROFILE CONSTRUCTION

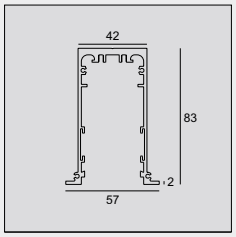


**MIC60 - PROFILE**

**399 03 00 ◇**

◇ ANO / W

MAX.L / PROFILE: 6m

1,7 / m

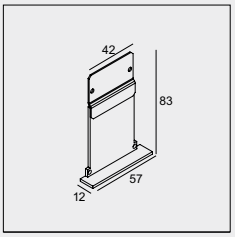


**MIC60 - END CAP**

**399 03 03 01 ◇**

◇ ANO / W

0,2

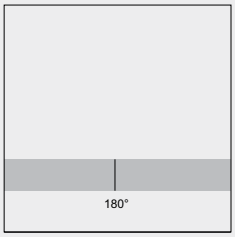


**MIC - CORNER 180°**

**399 06 01**

0,3

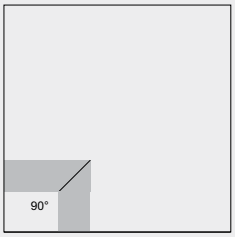


**MIC - CORNER 90°**

**399 06 06**

0,3

PRO

## 2 PROFILE FIXATION

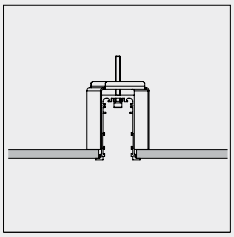

**MIC60 - INSIDE CLIP**

**399 03 14 01**

**49 x (L + 10) x 120**

**max.25**

0,1

## 3 PROFILE CONNECTION

## 4 LIGHT MODULES

SEE PAGE PRO 830

# MICROLINE 40

**www.deltalight.com/microline40**



## 1 PROFILE CONSTRUCTION

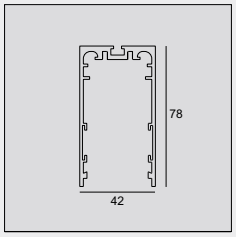


**MIC40/40+ - PROFILE**

**399 01 00 ◇**

◇ ANO / B / W

MAX.L / PROFILE: 6m

1,4 / m

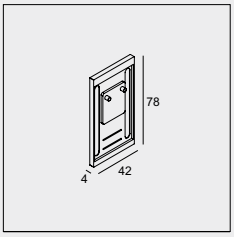


**MIC40 - END CAP**

**399 01 03 01 ◇**

◇ A / B / W

0,1

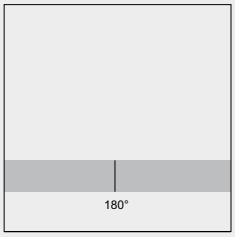


**MIC - CORNER 180°**

**399 06 01**

0,2

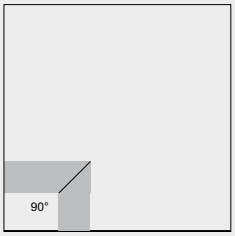


**MIC - CORNER 90°**

**399 06 06**

0,2

## 2 PROFILE FIXATION

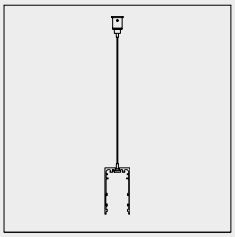

**SUSPENSION 2 SINGLE 1,6**

**328 12 01**

L1,6m

0,1

**SUSPENSION 2 SINGLE 6,0**

**328 12 06**

L 6,0m

0,1

## 3 PROFILE CONNECTION

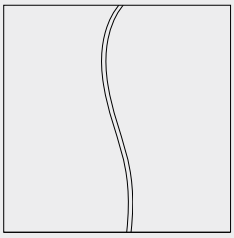

**CURRENT SUPPLY L1,6m**

**399 98 51 -** 3 x 0,75mm²

**399 99 51 -** 5 x 0,75mm²

L1,6m

0,1

**CURRENT SUPPLY L6,0m**

**399 98 56 -** 3 x 0,75mm²

**399 99 56 -** 5 x 0,75mm²

L 6,0m

0,1

**OPTIONS**

CABLE BASE R ◇ ▸ **203 99 55** ANO / B / W
CABLE BASE S ◇ ▸ **203 99 56** ANO / B / W
COVERSET R 62-90-100 / S 62-80-90

## 4 LIGHT MODULES

SEE PAGE PRO 830

# MICROLINE 40+

**www.deltalight.com/microline40**



## 1
## PROFILE CONSTRUCTION

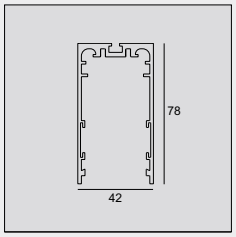


**MIC40/40+ - PROFILE**

**399 01 00 ◇**

◇ ANO / B / W

MAX.L / PROFILE: 6m

1,4 / m

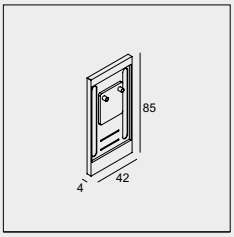


**MIC40+ - END CAP**

**399 02 03 01 ◇**

◇ A / B / W

0,1

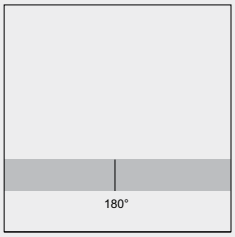


**MIC - CORNER 180°**

**399 06 01**

0,2

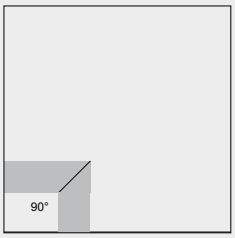


**MIC - CORNER 90°**

**399 06 06**

0,2

## 2
## PROFILE FIXATION

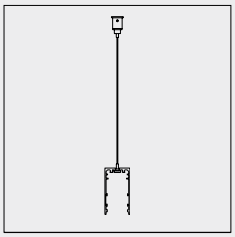

**SUSPENSION 2 SINGLE 1,6**

**328 12 01**

L1,6m

0,1

**SUSPENSION 2 SINGLE 6,0**

**328 12 06**

L 6,0m

0,1

## 3
## PROFILE CONNECTION

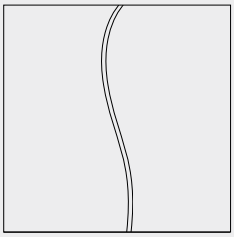

**CURRENT SUPPLY L1,6m**

**399 98 51 -** 3 x 0,75mm²

**399 99 51 -** 5 x 0,75mm²

L1,6m

0,1

**CURRENT SUPPLY L6,0m**

**399 98 56 -** 3 x 0,75mm²

**399 99 56 -** 5 x 0,75mm²

L 6,0m

0,1

**OPTIONS**

CABLE BASE R ◇ ▸ **203 99 55** ANO / B / W
CABLE BASE S ◇ ▸ **203 99 56** ANO / B / W
COVERSET R 62-90-100 / S 62-80-90

## 4
## LIGHT MODULES

SEE PAGE PRO 830

PRO

## MICROLINE 60/40 LED ARRAY DOWN



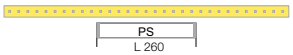


| | | 3000K / CRI>80 | | |
|---|---|---|---|---|
| | | 3625lm/m / 171lm/W | | |
| | | NON DIM | 1-10V DIM | DALI DIM / SWITCH |
| 12W | L 560mm | **399 610 12 E** | **399 610 12 ED1** | **399 610 12 ED2** |
| 18W | L 840mm | **399 610 18 E** | **399 610 18 ED1** | **399 610 18 ED2** |
| 24W | L 1120mm | **399 610 24 E** | **399 610 24 ED1** | **399 610 24 ED2** |
| 30W | L 1400mm | **399 610 30 E** | **399 610 30 ED1** | **399 610 30 ED2** |
| 36W | L 1680mm | **399 610 36 E** | - | **399 610 36 ED2** |
| 48W | L 2240mm | **399 610 48 E** | - | **399 610 48 ED2** |

220-240V / 50-60Hz
IP20

| | | HIGH EFFICIENCY | 3000K / CRI>80 |
|---|---|---|---|
| | | | 1879lm/m / 185lm/W |
| | | | NON DIM |
| 6W | L 560mm | | **399 613 06 E** |
| 9W | L 840mm | | **399 613 09 E** |
| 12W | L 1120mm | | **399 613 12 E** |
| 15W | L 1400mm | | **399 613 15 E** |
| 18W | L 1680mm | | **399 613 18 E** |
| 24W | L 2240mm | | **399 613 24 E** |

220-240V / 50-60Hz
IP20

PRO

**REQUIREMENTS** FOR MIC40 / MIC60
MIC 40/60 - PC SBL PROFILE HE / m (max.L6m) ▸ **399 01 02 05 SBL HE**
or
MIC 40/60 - PC SBL PROFILE ROLL 8m ▸ **399 01 02 08 SBL**
or
MIC 40/60 - PC SBL PROFILE ROLL 15m ▸ **399 01 02 15 SBL**

**REQUIREMENTS** FOR MIC40+
MIC 40+ - PC SBL PROFILE HE / m (max.L6m) ▸ **399 02 02 05 SBL HE**


MIC 40/60 - PC SBL PROFILE HE


MIC 40/60 - PC SBL PROFILE ROLL 8m
MIC 40/60 - PC SBL PROFILE ROLL 15m


MIC 40+ - PC SBL PROFILE HE

FOR CONTINUOUS ILLUMINATION OF CORNERS START MODULES AT 7mm
FROM CENTER LINE OF PROFILE

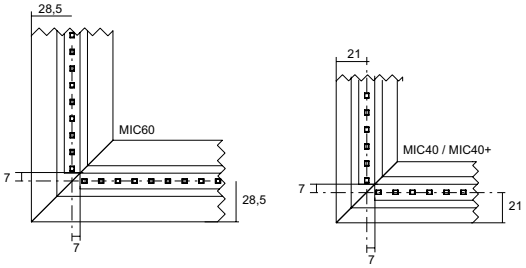





HUBERTY BREYNE GALLERY



HUBERTY BREYNE GALLERY

# STREAMLINER TR

Streamliner is a performance driven made-to-measure profile. Available for recessed, surface mounted or suspended application – down, up or down-up light effect and choice in an SBL or prismatic polycarbonate optic for low glare. Besides evenly illuminated lines, Streamliner can also be equipped with single or clustered Spy modules, downlight modules, an emergency unit or wireless control dimming. To further reduce your energy consumption, either a presence or a daylight sensor can be added to the profile. In addition, Streamliner can also be provided with tunable white LED arrays. In this way Streamliner can be programmed to follow the rhythm of natural daylight, enhancing the wellbeing of the people spending their days in the artificial light of this versatile profile.

**www.deltalight.com/streamllinertr**



## 1 PROFILE CONSTRUCTION

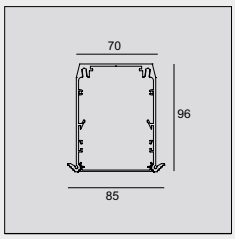


**SRL TR - PROFILE**

**389 04 00 00 ◇**

◇ ANO

MAX.L / PROFILE: 6m

2,1 / m

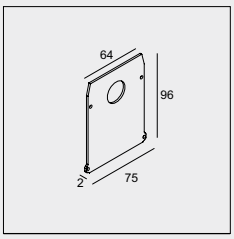


**SRL TR - END CAP**

**389 04 03 01 ◇**

◇ ANO

0,1

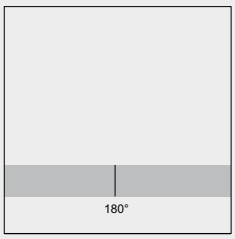


**SRL 85/TR - CORNER 180°**

**389 03 06 01**

0,3

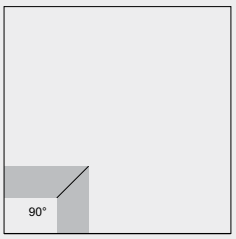


**SRL 85/TR - CORNER 90°**

**389 03 06 06**

0,2

PRO

## 2 PROFILE FIXATION

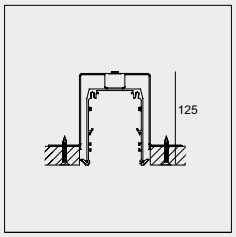


**SRL TR - CLIP**

**389 04 14 01**

**90 x (L + 10) x 125**

**min.6 / max.25**

0,1

## 3 PROFILE CONNECTION

## 4 LIGHT MODULES

SEE PAGE PRO 842-845

# STREAMLINER 85

www.deltalight.com/streamlliner85



## 1 PROFILE CONSTRUCTION

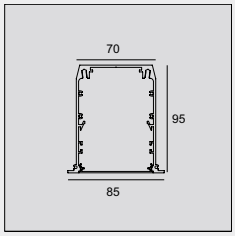


**SRL 85 - PROFILE**

**389 03 00 00 ◇**

◇ ANO / W

MAX.L / PROFILE: 6m

2,1 / m

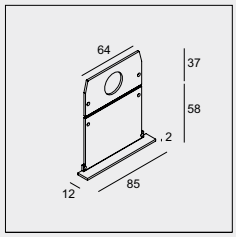


**SRL TR - END CAP**

**389 03 03 01 ◇**

◇ ANO / W

0,1

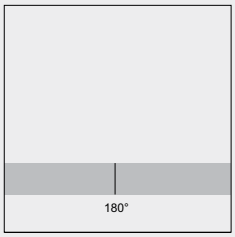


**SRL 85/TR - CORNER 180°**

**389 03 06 01**

0,3

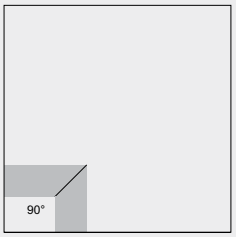


**SRL 85/TR - CORNER 90°**

**389 03 06 06**

0,2

PRO

## 2 PROFILE FIXATION

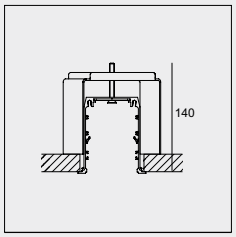


**SRL 85 - INSIDE CLIP**

**389 03 14 01**

**78 x (L + 5) x 140**

**min.6 / max.25**

0,1

## 3 PROFILE CONNECTION

## 4 LIGHT MODULES

SEE PAGE PRO 842-845

# STREAMLINER 70S

www.deltalight.com/streamliner70s



## 1 PROFILE CONSTRUCTION

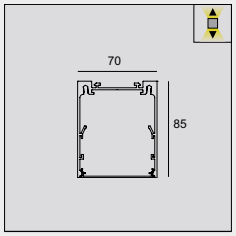


**SRL 70S - PROFILE**

**389 01 00 00 ◇**

◇ ANO / B / W

MAX.L / PROFILE: 6m

2,0 / m

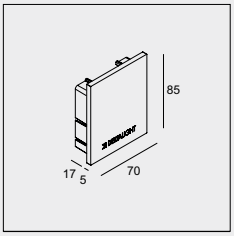


**SRL 70S - END CAP**

**389 01 03 01 ◇**

◇ A / B / W

0,1

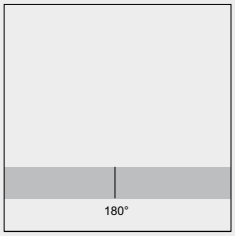


**SRL 70 - CORNER 180°**

**389 01 06 01**

0,3

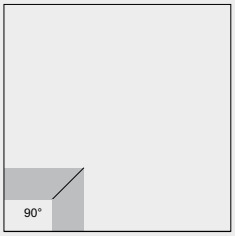


**SRL 70 - CORNER 90°**

**389 01 06 06**

0,2

## 2 PROFILE FIXATION



**SUSPENSION 20 SINGLE 1,6**

**377 20 21**

L1,6m

0,1

**SUSPENSION 20 SINGLE 6,0**

**377 20 26**

L 6,0m

0,1

## 3 PROFILE CONNECTION

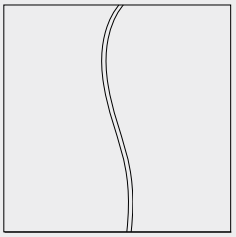

**CURRENT SUPPLY L1,6m**

**377 98 51 -** 3 x 0,75mm²

**377 99 51 -** 5 x 0,75mm²

L1,6m

0,1

**CURRENT SUPPLY L6,0m**

**377 98 56 -** 3 x 0,75mm²

**377 99 56 -** 5 x 0,75mm²

L 6,0m

0,1

**OPTIONS**

CABLE BASE R ◇ ▸ **203 99 55** ANO / B / W

CABLE BASE S ◇ ▸ **203 99 56** ANO / B / W

COVERSET R 62-90-100 / S 62-80-90

## 4 LIGHT MODULES

SEE PAGE PRO 842-845

PRO

# STREAMLINER 70L

www.deltalight.com/streamliner70l



## 1 PROFILE CONSTRUCTION

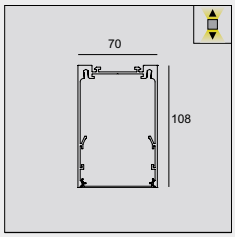


**SRL 70L - PROFILE**

**389 02 00 00 ◇**

◇ ANO / B / W

MAX.L / PROFILE: 6m

2,0 / m

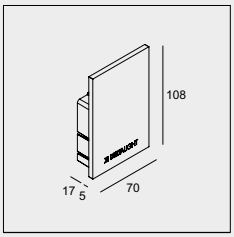


**SRL 70L - END CAP**

**389 02 03 01 ◇**

◇ A / B / W

0,1

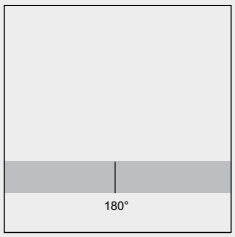


**SRL 70 - CORNER 180°**

**389 01 06 01**

0,3

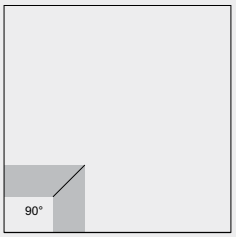


**SRL 70 - CORNER 90°**

**389 01 06 06**

0,2

## 2 PROFILE FIXATION



**SUSPENSION 20 SINGLE 1,6**

**377 20 21**

L1,6m

0,1

**SUSPENSION 20 SINGLE 6,0**

**377 20 26**

L 6,0m

0,1

## 3 PROFILE CONNECTION

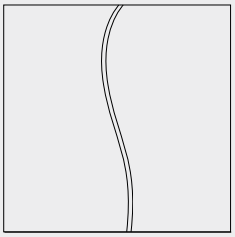

**CURRENT SUPPLY L1,6m**

**377 98 51 -** 3 x 0,75mm²

**377 99 51 -** 5 x 0,75mm²

L1,6m

0,1

**CURRENT SUPPLY L6,0m**

**377 98 56 -** 3 x 0,75mm²

**377 99 56 -** 5 x 0,75mm²

L 6,0m

0,1

**OPTIONS**

CABLE BASE R ◇ ▸ **203 99 55** ANO / B / W

CABLE BASE S ◇ ▸ **203 99 56** ANO / B / W

COVERSET R 62-90-100 / S 62-80-90

## 4 LIGHT MODULES

SEE PAGE PRO 842-845

PRO

## SRL LED ARRAY DOWN



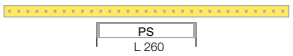


| | | 3000K / CRI>80<br>3625lm/m / 171lm/W | | |
|---|---|---|---|---|
| | | NON DIM | 1-10V DIM | DALI DIM / SWITCH |
| 12W | L 560mm | **389 610 12 E** | **389 610 12 ED1** | **389 610 12 ED2** |
| 18W | L 840mm | **389 610 18 E** | **389 610 18 ED1** | **389 610 18 ED2** |
| 24W | L 1120mm | **389 610 24 E** | **389 610 24 ED1** | **389 610 24 ED2** |
| 30W | L 1400mm | **389 610 30 E** | **389 610 30 ED1** | **389 610 30 ED2** |
| 36W | L 1680mm | **389 610 36 E** | **389 610 36 ED1** | **389 610 36 ED2** |
| 48W | L 2240mm | **389 610 48 E** | **389 610 48 ED1** | **389 610 48 ED2** |

220-240V / 50-60Hz
IP20

HIGH EFFICIENCY

| | | 3000K / CRI>80<br>1879lm/m / 185lm/W<br>NON DIM |
|---|---|---|
| 6W | L 560mm | **389 613 06 E** |
| 9W | L 840mm | **389 613 09 E** |
| 12W | L 1120mm | **389 613 12 E** |
| 15W | L 1400mm | **389 613 15 E** |
| 18W | L 1680mm | **389 613 18 E** |
| 24W | L 2240mm | **389 613 24 E** |

220-240V / 50-60Hz
IP20

PRO

**REQUIREMENTS**
SRL-PC SBL PROFILE /m ▸ **389 02 05 SBL**
or
SRL-PC PRISMATIC PROFILE /m ▸ **389 02 05 PR**
MAX.L / PROFILE 6m - 0,2 / m

## SRL LED ARRAY CORNER DOWN



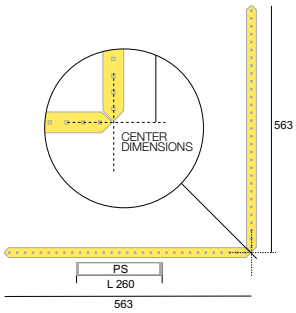


| | | 3000K / CRI>80<br>3625lm/m / 171lm/W | | |
|---|---|---|---|---|
| | | NON DIM | 1-10V DIM | DALI DIM / SWITCH |
| 2 x 12W | L 2 x 563mm | **389 610 212 E** | **389 610 212 ED1** | **389 610 212 ED2** |

220-240V / 50-60Hz
IP20

HIGH EFFICIENCY

| | | 3000K / CRI>80<br>1879lm/m / 185lm/W<br>NON DIM |
|---|---|---|
| 2 x 6W | L 2 x 563mm | **389 613 206 E** |

220-240V / 50-60Hz
IP20

**REQUIREMENTS**
SRL-PC SBL PROFILE /m ▸ **389 02 05 SBL**
or
SRL-PC PRISMATIC PROFILE /m ▸ **389 02 05 PR**
MAX.L / PROFILE 6m - 0,2 / m

## SRL LED ARRAY DOWN TW



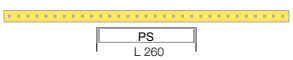


| | | 2700-5700K / CRI>80<br>3027-3365lm/m<br>DALI DIM |
|---|---|---|
| 18W | L 840mm | **389 610 26 18 ED5** |
| 24W | L 1120mm | **389 610 26 24 ED5** |
| 30W | L 1400mm | **389 610 26 30 ED5** |
| 36W | L 1680mm | **389 610 26 36 ED5** |
| 48W | L 2240mm | **389 610 26 48 ED5** |

2 DALI CONTROL CHANNELS DT6
220-240V / 50-60Hz
IP20

**REQUIREMENTS**
SRL-PC SBL PROFILE /m ▸ **389 02 05 SBL**
or
SRL-PC PRISMATIC PROFILE /m ▸ **389 02 05 PR**
MAX.L / PROFILE 6m - 0,2 / m

WIRELESS CONTROL CTRL DELTA R
Suitable for all dimmable luminaires.
TECHNICAL DATA ▸ PAG TEC 4

INCL.CABLING 1 CIRCUIT
CABLING EXTRA CIRCUIT / MODULE 328 90 01

## SRL LED ARRAY DOWN + EMERGENCY UNIT NOT FOT SRL 70L



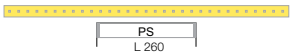


| | | 3000K / CRI>80<br>3625lm/m / 171lm/W / 1H / BLF 14% | | |
|---|---|---|---|---|
| | | NON DIM | 1-10V DIM | DALI DIM / SWITCH |
| 24W | L 1120mm | **389 610 24 E EM1** | **389 610 24 ED1 EM1** | **389 610 24 ED2 EM1** |

220-240V / 50-60Hz
IP20

HIGH EFFICIENCY

| | | 3000K / CRI>80<br>1879lm/m / 185lm/W / 1H / BLF 14% |
|---|---|---|
| | | NON DIM |
| 12W | L 1120mm | **389 613 12 E EM1** |

220-240V / 50-60Hz
IP20

**REQUIREMENTS**
SRL-PC SBL PROFILE ▸ **389 02 05 SBL**
or
SRL-PC PRISMATIC PROFILE ▸ **389 02 05 PR**
MAX.L / PROFILE 6m - 0,2 / m

## SRL 70 L / S LED ARRAY UP



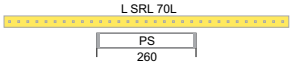


| | | 3000K / CRI>80<br>3625lm/m / 171lm/W | | |
|---|---|---|---|---|
| | | NON DIM | 1-10V DIM | DALI DIM / SWITCH |
| 12W | L 560mm | **389 01 620 12 E** | **389 01 620 12 ED1** | **389 01 620 12 ED2** |
| 24W | L 1120mm | **389 01 620 24 E** | **389 01 620 24 ED1** | **389 01 620 24 ED2** |

220-240V / 50-60Hz
IP20

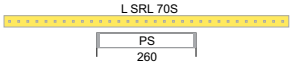


| | | 3000K / CRI>80<br>3625lm/m / 171lm/W | | |
|---|---|---|---|---|
| | | NON DIM | 1-10V DIM | DALI DIM / SWITCH |
| 12W | L 560mm | **389 02 620 12 E** | **389 02 620 12 ED1** | **389 02 620 12 ED2** |
| 24W | L 1120mm | **389 02 620 24 E** | **389 02 620 24 ED1** | **389 02 620 24 ED2** |

INCL.PC CLEAR UP
220-240V / 50-60Hz
IP20

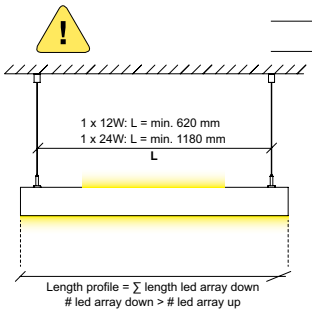





**OPTIONS**
**SRL-AMBIENT LIGHT & MOTION SENSOR DIM2**
**389 92 00 ED2 ◇**
◇ = ANO / B / W
220-240V / 50-60Hz
IP20

**INFRARED PROGRAMMING UNIT**
**300 90 019**


SRL-PC SBL PROFILE


SRL-PC PRISMATIC PROFILE

## SRL M10 FOR MIDISPY / SPY



L 250

PS

L 450

DIM

| **For 1 x MIDISPY M10 / SPY M10** / 500mA-DC | | |
|---|---|---|
| NON DIM | 1-10V DIM | DALI DIM SWITCH |
| **389 90 01** | **389 90 01 ED1** | **389 90 01 ED5** |
| EXCL.1 x MIDISPY / SPY M10<br>220-240V / 50-60Hz<br>IP20 | EXCL.1 x MIDISPY / SPY M10<br>220-240V / 50-60Hz<br>IP20 | EXCL.1 x MIDISPY / SPY M10<br>110-240V / 50-60Hz<br>IP20 |

| **For 1 x SPY HP** / 500mA-DC | | |
|---|---|---|
| NON DIM | 1-10V DIM | DALI DIM SWITCH |
| **389 91 01** | **389 91 01 ED1** | **389 91 01 ED5** |
| EXCL.1 x SPY HP<br>220-240V / 50-60Hz<br>IP20 | EXCL.1 x SPY HP<br>220-240V / 50-60Hz<br>IP20 | EXCL.1 x SPY HP<br>110-240V / 50-60Hz<br>IP20 |



L 450

PS

150

| **For 1 x MIDISPY M10 / SPY M10** / 500mA-DC | | |
|---|---|---|
| NON DIM | 1-10V DIM | DALI DIM SWITCH |
| **389 90 02** | **389 90 02 ED1** | **389 90 02 ED5** |
| EXCL.2 x MIDISPY / SPY M10<br>220-240V / 50-60Hz<br>IP20 | EXCL.2 x MIDISPY / SPY M10<br>220-240V / 50-60Hz<br>IP20 | EXCL.2 x MIDISPY / SPY M10<br>110-240V / 50-60Hz<br>IP20 |

PRO

## MIDISPY M10




| 3000K / CRI>90 | 2700K / CRI>90 |
|---|---|
| LED 8,1W / 877lm / 500mA | LED 8,1W / 877lm / 500mA |
| 40° | |
| **M10 241 933** ◇ | **M10 241 923** ◇ |
| ◇ B / W | |
| EXCL.SRL M10 MIDISPY<br>0,3 IP20 | |

**REQUIREMENTS**
MIDISPY TUBE ◇ ▸ **414 03 00** B / FBR / FG / MMAT / SG / W

## SPY M10




| 3000K / CRI>90 | | 2700K / CRI>90 | |
|---|---|---|---|
| LED 10,4W / 1118lm / 500mA | | LED 10,4W / 1073lm / 500mA | |
| 18° | 33° | 18° | 33° |
| **M10 341 811 931** ◇ | **M10 341 811 932** ◇ | **M10 341 811 921** ◇ | **M10 341 811 9221** ◇ |
| ◇ B / W | | | |
| EXCL.SRL M10 SPY<br>0,5 IP20 | | | |

**REQUIREMENTS**
SPY TUBE ◇ ▸ **414 01 00** B / FBR / FG / MMAT / SG / W

**ACCESSORIES**
HONEYCOMB / LENS / GLASS 50

## SPY HP M10




| 3000K / CRI>90 | 2700K / CRI>90 |
|---|---|
| LED 16,8W / 2075lm / 500mA | LED 16,8W / 2000lm / 500mA |
| 33° | |
| **M10 341 21 931** ◇ | **M10 341 21 921** ◇ |
| ◇ B / W | |
| EXCL.SRL M10 SPY HP<br>0,5 IP20 | |

**REQUIREMENTS**
SPY TUBE ◇ ▸ **414 01 00** B / FBR / FG / MMAT / SG / W

**ACCESSORIES**
HONEYCOMB / LENS / GLASS 50

INCL.CABLING 1 CIRCUIT
CABLING EXTRA CIRCUIT / MODULE 328 90 01

## SRL LED



L 250

PS

| 3000K / CRI>90 | 2700K / CRI>90 |
|---|---|
| LED 6,4W / 587lm / 350mA | |
| 40° | |
| **389 611 933** | **389 611 923** |

220-240V / 50-60Hz
0,2 IP20



L 450

PS

90

| 3000K / CRI>90 | 2700K / CRI>90 |
|---|---|
| 2 x LED 6,4W / 587lm / 350mA | |
| 40° | |
| **389 612 933** | **389 612 923** |

220-240V / 50-60Hz
0,2 IP20

PRO



ARCHITECT MALLOL ARQUITECTOS / LIGHTING BY LED LIFE PANAMA







REID SENEPART ARCHITECTEN



CF MØLLER


OF MØLLER




PHOTOGRAPHY BERTRAND FOMPEYRINE
ARCHITECT ATELIER LEYMARIE GOURDON



INTERIEURBURO PRDRO VERHUE - ERIBO

# B-LINER

Despite its remarkably slim dimensions, thanks to the use of highly powerful led arrays, the B-liner wows you with its outstanding performance and efficiency.
The perfect solution if you are looking for a very compact but powerful lighting solution, for both down and down-up light.

**www.deltalight.com/b-liner-65**



## 1
## PROFILE CONSTRUCTION

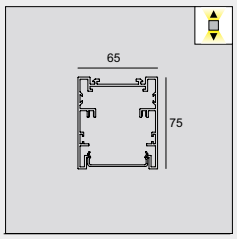


**BLN 65 - PROFILE**

**384 00 00** ◇

◇ ANO / B / W

MAX.L / PROFILE: 6m
INCL.PC SBL

1,7 / m

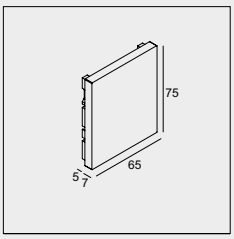


**BLN 65 - END CAP**

**384 03 01** ◇

◇ A / B / W

0,1

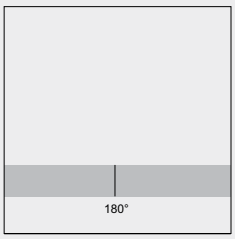


**BLN 65 - CORNER 180°**

**385 06 01**

0,3

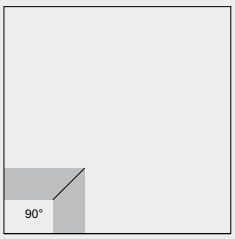


**BLN 65 - CORNER 90°**

**385 06 06**

0,3

## 2
## PROFILE FIXATION

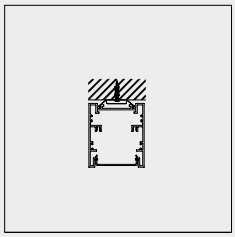

**BLN 65**

**377 12 00**

**DIRECT FIXATION SET**

0,3

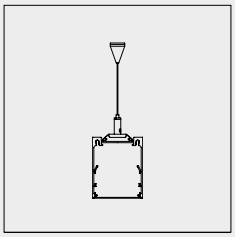

**SUSPENSION 20 SINGLE 1,6**

**377 20 21**

L1,6m

0,1

**SUSPENSION 20 SINGLE 6,0**

**377 20 26**

L 6,0m

0,1

## 3
## PROFILE CONNECTION

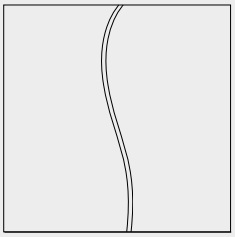

**CURRENT SUPPLY L1,6m**

**377 98 51 -** 3 x 0,75mm²

**377 99 51 -** 5 x 0,75mm²

L1,6m

0,1

**CURRENT SUPPLY L6,0m**

**377 98 56 -** 3 x 0,75mm²

**377 99 56 -** 5 x 0,75mm²

L 6,0m

0,1

**OPTIONS**
CABLE BASE R ◇ ▸ **203 99 55** ANO / B / W
CABLE BASE S ◇ ▸ **203 99 56** ANO / B / W
COVERSET R 62-90-100 / S 62-80-90

## 4
## LIGHT MODULES
SEE PAGE PRO 856

## B-LINER LED ARRAY DOWN



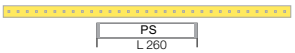


| | | 3000K / CRI>80 | |
|---|---|---|---|
| | | 4107lm/m - 160lm/W | |
| | | 1-10V DIM | DALI DIM / SWITCH |
| 1 x 15W | L 560mm | **385 610 22 ED1** | **385 610 22 ED2** |
| 1 x 30W | L 1121mm | **385 610 42 ED1** | **385 610 42 ED2** |

220-240V / 50-60Hz

IP20

## B-LINER LED ARRAY UP[1]



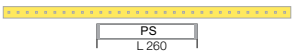


| | | 3000K / CRI>80 | |
|---|---|---|---|
| | | 4107lm/m - 160lm/W | |
| | | 1-10V DIM | DALI DIM / SWITCH |
| 1 x 15W | L 560mm | **384 620 22 ED1** | **384 620 22 ED2** |
| 1 x 30W | L 1121mm | **384 620 42 ED1** | **384 620 42 ED2** |

220-240V / 50-60Hz

IP20

[1] only in combination with B-LINER LED ARRAY DOWN

PRO

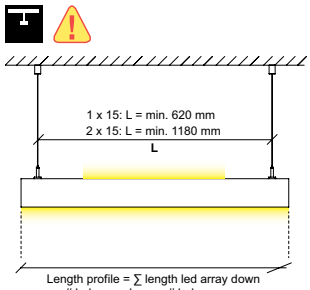






WEWANTMORE & PHOTOGRAPHY FREDERIK VERCRUYSSE



K-ONCEPT


K-ONCEPT



WEWANTMORE & PHOTOGRAPHY FREDERIK VERCRUYSSE



HOUBEN & VAN MIERLO / SCHELTENS & ABBENES

NEW

# ONE-AND-ONLY

A peculiar profile, both functional as decorative. The design of the body allows you to have up to 5 lines of light out of 1 profile, 3 for direct and 2 for indirect lighting, a powerful blend for an eye-catching look.

**www.deltalight.com/oneandonly**



## 1 PROFILE CONSTRUCTION

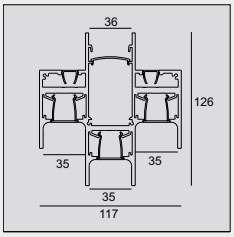


**OAO - PROFILE**

**404 00 00** ◇

◇ B / GC / W

INCL.PC SBL HE
MAX.L / PROFILE: 5m

◇ 5,3 / m

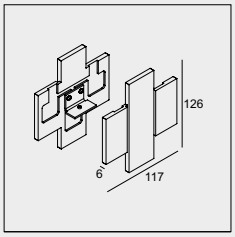


**OAO - END CAP SET**

**404 03 01** ◇

◇ B / W

SET OF 2 PCS

0,4

## 2 PROFILE FIXATION

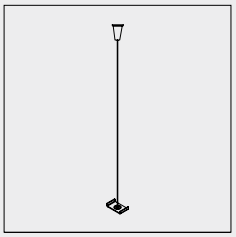

**OAO - CABLE SUSPENSION SINGLE 1,6**

**404 09 01**

L 1,6m

0,1

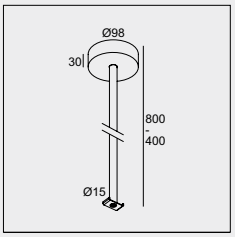


**OAO - ROD SUSPENSION 0,4m**

**328 27 40** ◇

◇ B / W

0,1

EXCL. CABLING

**OAO - ROD SUSPENSION 0,8m**

**328 27 80** ◇

◇ B / W

0,1

EXCL. CABLING

## 3 PROFILE CONNECTION

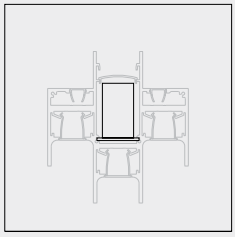

**LED POWER SUPPLY 24V-DC KIT 60W DIM1**

**404 24 60 ED1**

220-240V / 50-60Hz

◇ 0,1 IP20

**LED POWER SUPPLY 24V-DC KIT 100W**

**404 24 100**

220-240V / 50-60Hz

◇ 0,1 IP20

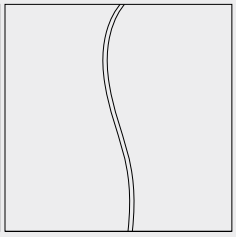

**CURRENT SUPPLY L1,5m**

**377 98 51 -** 3 x 0,75mm²

**377 99 51 -** 5 x 0,75mm²

**CURRENT SUPPLY L6,0m**

**377 98 56 -** 3 x 0,75mm²

**377 99 56 -** 5 x 0,75mm²

**OPTIONS**
CABLE BASE R ◇ ▶ **203 99 55** ANO / B / W
CABLE BASE S ◇ ▶ **203 99 56** ANO / B / W
COVERSET R 62-90-100 / S 62-80-90

## 4 LIGHT MODULES

SEE PAGE PRO 864

## LEDFLEX WHITE



5m - 24V-DC
MOUNTED

0,3

| | Dividable per 55mm 128 smd LED/m |
|---|---|
| | **9,8W/m 1000lm/m *** |
| **CRI > 90** | **LEDFLEX IN MP** |
| **4000K** | |
| **IN** | **300 91 56 94** |
| **3000K** | |
| **IN** | **300 91 56 93** |
| **2700K** | |
| **IN** | **300 91 56 92** |
| **LED POWER SUPPLY** / INFO PAG TEC | |
| **24V-DC / 20W**<br>**300 89 24 20**<br>**OPTIONS** 24V-DC / 4A DIM UNIT | max.22m |
| **24V-DC / 40W**<br>**300 89 24 40**<br>**OPTIONS** 24V-DC / 4A DIM UNIT | max.4m |
| **24V-DC / 60W**<br>**300 89 24 60**<br>**OPTIONS** 24V-DC / 4A DIM UNIT | max.6m |
| **24V-DC / 80W DIM1**<br>**300 89 24 80 ED1** | max.8m |
| **24V-DC / 150W**<br>**300 89 24 150**<br>**OPTIONS** 24V-DC / 4A DIM UNIT | max.15m<br>(max.10m / POWERLINE) |
| **MULTI POWER DIM7**<br>**300 90 60** | max.2m |
| **MULTI POWER DIM6**<br>**300 90 61** | max.2m |

**OPTIONS**
24V-DC / 4A DIM1 UNIT ▸ **300 90 003 ED1**
24V-DC / 4A DIM5 UNIT ▸ **300 90 003 ED5**
24V-DC / 2x 4A WIRELESS DIM UNIT ▸ **300 90 010**

**DIM 1** DIMMING BY 1-10V
**DIM 6** DIMMINB BY PUSH BUTTON / FALLING EDGE DIMMER
**DIM 7** DIMMING BY PUS HUTTON / 1-10V




PARIS TOKYO NEW-YORK BRUXELLES
HUBERTY
BREYNE
GALLERY



HUBERTY BREYNE GALLERY

# FINNLINE

The Finnline is an extremely thin and versatile made-to-measure profile solution.
Used either as a down, up or down-up lighting profile, the Finnline caters for a very wide range of applications. Despite its slim design, the Finnline allows you to make surprising combinations, using Delta Light's unique Tweeter and Minispy or a graphic combination of thin LED lines.

**www.deltalight.com/finnline**



reddot design award
winner 2015

GOOD DESIGN award

## 1 PROFILE CONSTRUCTION

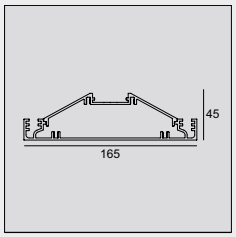


**FNL - PROFILE**

**390 00 00** ◇

◇ B / W

MAX.L / PROFILE: 6m

2,7 / m

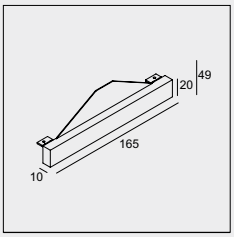


**FNL - END CAP**

**390 03 01** ◇

◇ B-C / W-C

0,1

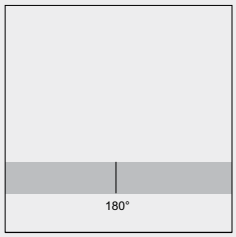


**FNL - CORNER 180°**

**390 06 01**

0,3

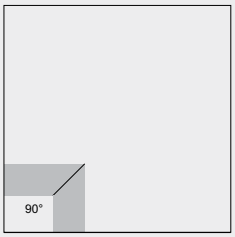


**FNL - CORNER 90°**

**390 06 06**

0,3

## 2 PROFILE FIXATION

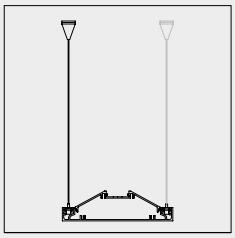

**SUSPENSION 7 SINGLE 1,6**

**328 18 01**

L1,6m

0,1

**SUSPENSION 7 SINGLE 6,0**

**328 18 06**

L 6,0m

0,1

## 3 PROFILE CONNECTION

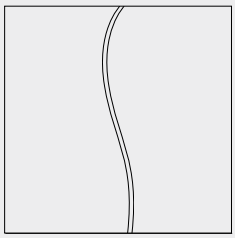

**CURRENT SUPPLY L1,6m**

**390 98 51 -** 3 x 0,75mm²

**390 99 51 -** 5 x 0,75mm²

L1,6m

0,1

**CURRENT SUPPLY L6,0m**

**390 98 56 -** 3 x 0,75mm²

**390 99 56 -** 5 x 0,75mm²

L 6,0m

0,1

**OPTIONS**

CABLE BASE R ◇ ▸ **203 99 55** ANO / B / W

CABLE BASE S ◇ ▸ **203 99 56** ANO / B / W

COVERSET R 62-90-100 / S 62-80-90

## 4 LIGHT MODULES

SEE PAGE PRO 870-871

PRO

## FINNLINE TWEETER PATENTED EX-CENTRIC ROTATION SYSTEM®




| 3000K / CRI>90 | | 2700K / CRI>90 | |
|---|---|---|---|
| LED 10,4W / 1118lm / 500mA | | LED 10,4W / 1073lm / 500mA | |
| 33° | 50° | 33° | 50° |
| **390 61 811 932** ◇ | **390 61 811 933** ◇ | **390 61 811 922** ◇ | **390 61 811 923** ◇ |
| ◇ B / W | | | |
| 110-240V / 50-60Hz<br>I 0,3 IP20 | | | |

**ACCESSORIES**
TWEETER CLIP +
HONEYCOMB / LENS / GLASS

## FINNLINE 2 TWEETER PATENTED EX-CENTRIC ROTATION SYSTEM®

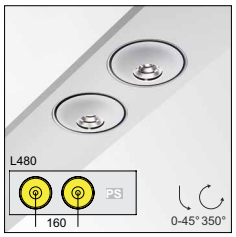


| 3000K / CRI>90 | | 2700K / CRI>90 | |
|---|---|---|---|
| 2 x LED 10,4W / 1118lm / 500mA | | 2 x LED 10,4W / 1073lm / 500mA | |
| 33° | 50° | 33° | 50° |
| **390 61 812 932** ◇ | **390 61 812 933** ◇ | **390 61 812 922** ◇ | **390 61 812 923** ◇ |
| ◇ B / W | | | |
| 220-240V / 50-60Hz<br>I 0,4 IP20 | | | |

**ACCESSORIES**
TWEETER CLIP +
HONEYCOMB / LENS / GLASS

## FINNLINE MINISPY PATENTED EX-CENTRIC ROTATION SYSTEM®




| 3000K / CRI>80 | |
|---|---|
| 2 x LED 1,6W / 168lm / 500mA | |
| 19° | |
| **FNL - MINISPY 2 LEFT**<br>**390 61 22 L** ◇ | **FNL - MINISPY 2 RIGHT**<br>**390 61 22 R** ◇ |
| ◇ B / W | |
| 110-240V / 50-60Hz<br>I 0,3 IP20 | |

**TOPVIEW L** L190
**TOPVIEW R** L190

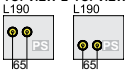


## FINNLINE MINISPY ASYMMETRIC PATENTED EX-CENTRIC ROTATION SYSTEM®




| 3000K / CRI>80 | |
|---|---|
| 3 x LED 1,6W / 168lm / 500mA | |
| 19° | |
| **FNL - MINISPY 3 ASYMMETRIC LEFT**<br>**390 61 32 AL** ◇ | **FNL - MINISPY 3 ASYMMETRIC RIGHT**<br>**390 61 32 AR** ◇ |
| ◇ B / W | |
| 110-240V / 50-60Hz<br>I 0,3 IP20 | |

**TOPVIEW L** L270
**TOPVIEW R** L270

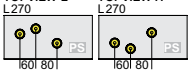

INCL.CABLING 1 CIRCUIT
CABLING EXTRA CIRCUIT / MODULE 328 90 01

## FINNLINE LED ARRAY DOWN FINN



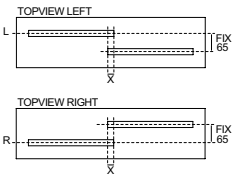


| | | | 3000K / CRI>80 | | | | | |
|---|---|---|---|---|---|---|---|---|
| | | | 4107lm/m - 161lm/W | | | | | |
| | | | NON DIM | | 1-10V DIM | | DALI DIM / SWITCH | |
| | | X | LEFT | RIGHT | LEFT | RIGHT | LEFT | RIGHT |
| 2 x 15W | L 1180mm | 100mm | **390 611 22 L E** | **390 611 22 R E** | **390 611 22 L ED1** | **390 611 22 R ED1** | **390 611 22 L ED2** | **390 611 22 R ED2** |
| 2 x 30W | L 1980mm | 420mm | **390 611 42 L E** | **390 611 42 R E** | **390 611 42 L ED1** | **390 611 42 R ED1** | **390 611 42 L ED2** | **390 611 42 R ED2** |

INCL.PC SBL DOWN
220-240V / 50-60Hz
1,6 IP20

PRO

## FINNLINE LED ARRAY UP



| | | 3000K / CRI>80 |
|---|---|---|
| | | 2122lm/m - 110lm/W |
| | | NON DIM |
| 2 x 10W | L 1000mm | **390 620 22 E** |
| 4 x 10W | L 2000mm | **390 620 42 E** |
| 6 x 10W | L 3000mm | **390 620 62 E** |

INCL.PC CLEAR
220-240V / 50-60Hz
1,6 IP20





# NOBODY 200

This flat profile can be used either for general down, up or down-up lighting.
In addition, adjustable Reo downlight modules can be added to the profile for directional accent lighting.
www.deltalight.com/nobody200.

**www.deltalight.com/nobody200**

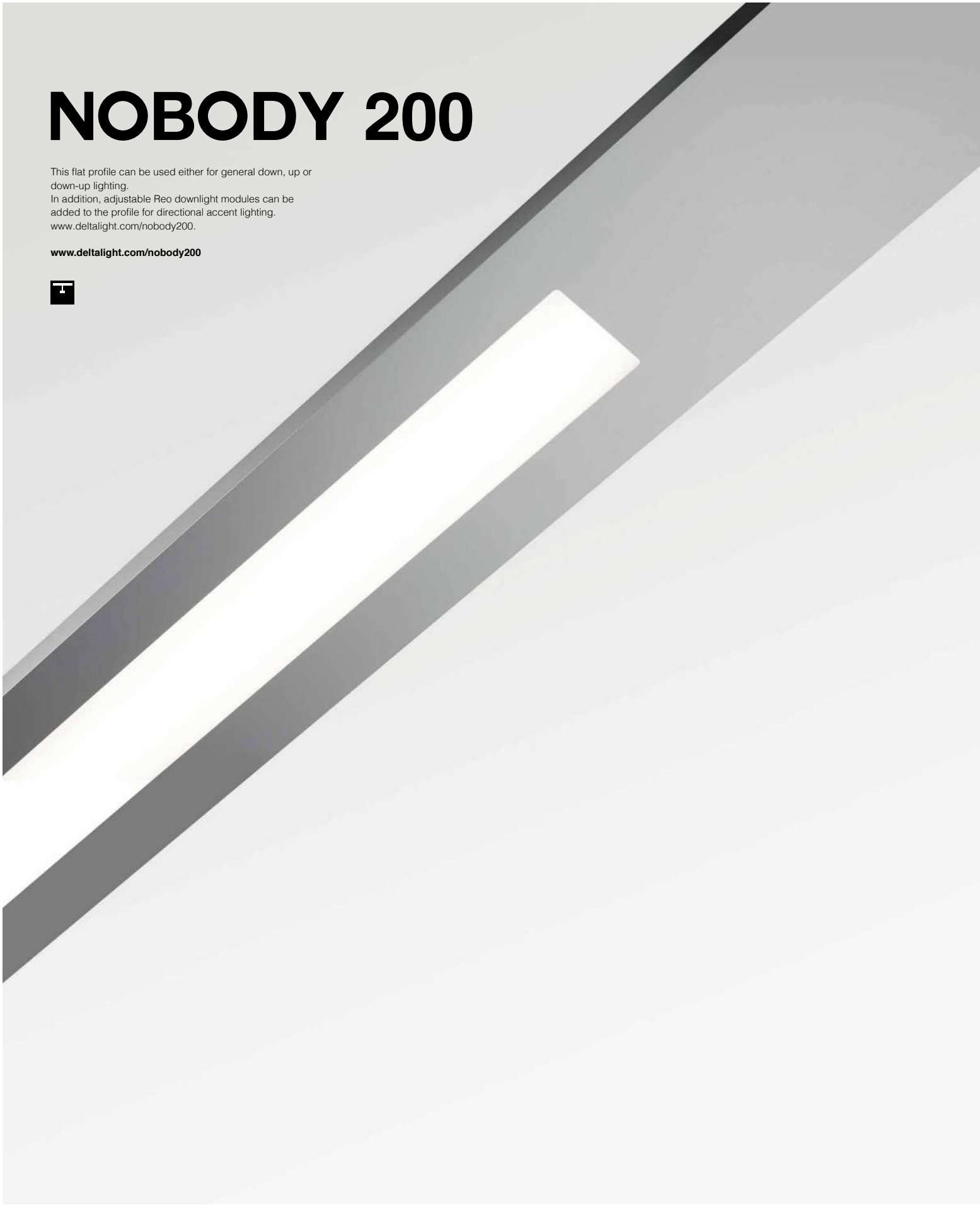

## 1 PROFILE CONSTRUCTION

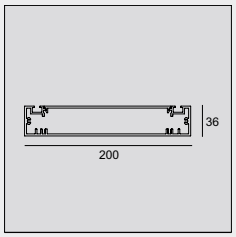


**NB200 - PROFILE**

**331 00 00 ◇**

◇ ANO / W

MAX.L / PROFILE: 6m

2,9 / m

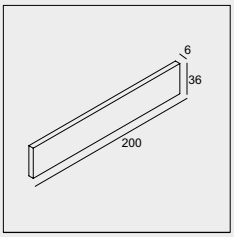


**NB200 - END CAP**

**331 03 01 ◇**

◇ ALU / W

0,2

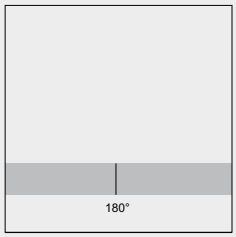


**NB200 - CORNER 180°**

**331 06 01**

0,3

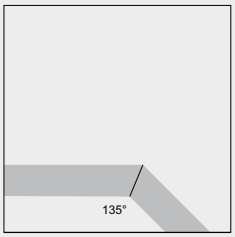


**NB200 - CORNER 135°**

**331 06 05**

0,3

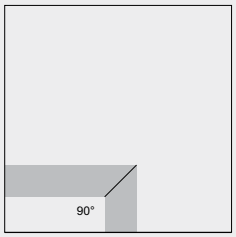


**NB200 - CORNER 90°**

**331 06 06**

0,3

## 2 PROFILE FIXATION

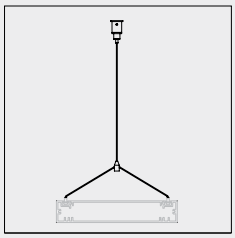

**SUSPENSION 2 TWIN 1,6**

**328 22 01**

L1,6m

0,1

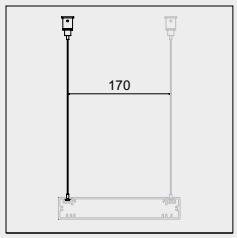


**SUSPENSION 2 SINGLE 1,6**

**328 12 01**

L1,6m

0,1

**SUSPENSION 2 SINGLE 6,0**

**328 12 06**

L 6,0m

0,1

## 3 PROFILE CONNECTION

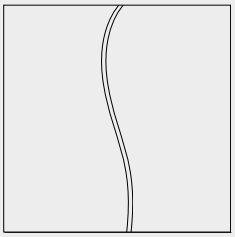

**CURRENT SUPPLY L1,6m**

**330 98 51 -** 3 x 0,75mm²

**330 99 51 -** 5 x 0,75mm²

L1,6m

0,1

**CURRENT SUPPLY L6,0m**

**330 98 56 -** 3 x 0,75mm²

**330 99 56 -** 5 x 0,75mm²

L 6,0m

0,1

**OPTIONS**

CABLE BASE R ◇ ▸ **203 99 55** ANO / B / W

CABLE BASE S ◇ ▸ **203 99 56** ANO / B / W

COVERSET R 62-90-100 / S 62-80-90

## 4 LIGHT MODULES

SEE PAGE PRO 876-877

## NOBODY 200 - 1 LED OK




| 3000K / CRI>90 | | 2700K / CRI>90 | |
|---|---|---|---|
| LED 10,4W / 1118lm / 500mA | | LED 10,4W / 1073lm / 500mA | |
| 33° | 50° | 33° | 50° |
| **331 61 811 932** ◇ | **331 61 811 933** ◇ | **331 61 811 922** ◇ | **331 61 811 923** ◇ |

◇ A / W

220-240V / 50-60Hz
I 0,3 IP20

## NOBODY 200 - 2 LED OK

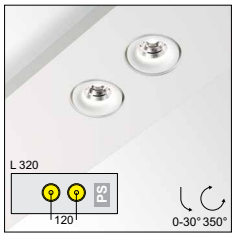


| 3000K / CRI>90 | | 2700K / CRI>90 | |
|---|---|---|---|
| 2 x LED 10,4W / 1118lm / 500mA | | 2 x LED 10,4W / 1073lm / 500mA | |
| 33° | 50° | 33° | 50° |
| **331 61 812 932** ◇ | **331 61 812 933** ◇ | **331 61 812 922** ◇ | **331 61 812 923** ◇ |

◇ A / W

220-240V / 50-60Hz
I 0,4 IP20

PRO

INCL.CABLING 1 CIRCUIT
CABLING EXTRA CIRCUIT / MODULE 328 90 01

## NOBODY 200 LED ARRAY DOWN



PS
L 260

| | | 3000K / CRI>80 | | |
|---|---|---|---|---|
| | | 4107lm/m - 161lm/W | | |
| | | NON DIM | 1-10V DIM | DALI DIM / SWITCH |
| 1 x 30W | L 1220mm | **331 610 42 E** | **331 610 42 ED1** | **331 610 42 ED2** |

220-240V / 50-60Hz
1,6 IP20

## NOBODY 200 LED ARRAY UP



PS
L 260

| | | 3000K / CRI>80 | | |
|---|---|---|---|---|
| | | 4107lm/m - 161lm/W | | |
| | | NON DIM | 1-10V DIM | DALI DIM / SWITCH |
| 1 x 30W | L 1220mm | **331 620 42 E** | **331 620 42 ED1** | **331 620 42 ED2** |

220-240V / 50-60Hz
1,6 IP20

## NOBODY 200 LED ARRAY DOWN-UP





PS
L 260

| | | 3000K / CRI>80 | | |
|---|---|---|---|---|
| | | DOWN 4107lm/m - 161lm/W / UP4107lm/m - 161lm/W | | |
| | | NON DIM | 1-10V DIM | DALI DIM / SWITCH |
| 1 x 30W DOWN + 1 x 15W UP | L 1220mm | **331 630 62 E** | **331 630 62 ED1** | **331 630 62 ED2** |

1 CIRCUIT
220-240V / 50-60Hz
1,6 IP20

## EMERGENCY UNIT 1H - 5W

| | W led<br>% (BLF) | NoBody |
|---|---|---|
| 1 | W 30<br>% (16) | 330 91 0801 |

BLF (%): BALLAST LUMEN FACTOR

PRO





# SHELFLINE 20 ST

A series of miniature profiles, to be finished with the ledflex of your choice. Ideal to softly enlighten shelves, cupboards, wardrobes or for other indirect lighting applications.

**www.deltalight.com/shelfline20st**



# SHELFLINE 18

**www.deltalight.com/shelfline18**



# SHELFLINE 19

**www.deltalight.com/shelfline19**



## 1 PROFILE CONSTRUCTION

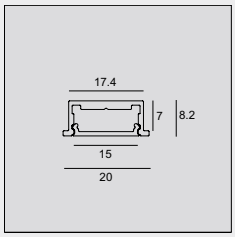


**SHL20 ST - PROFILE**

**398 01 00 ◇**

◇ ANO

MAX.L / PROFILE: 3m
INCL.PC SBL

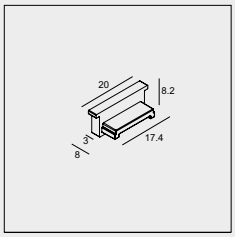


**SHL20 ST - END CAP SET**

**398 01 03 01 ◇**

◇ A

SET OF 2 PCS

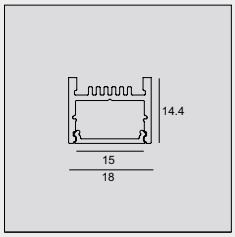


**SHL18 - PROFILE**

**398 02 00 ◇**

◇ ANO

MAX.L / PROFILE: 3m
INCL.PC SBL

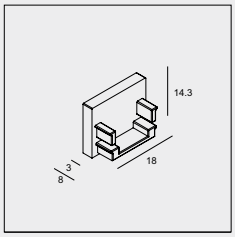


**SHL18 - END CAP SET**

**398 02 03 01 ◇**

◇ A

SET OF 2 PCS

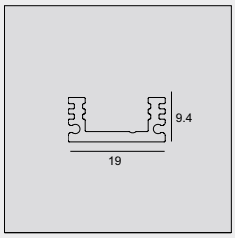


**SHL19 - PROFILE**

**398 03 00 ◇**

◇ ANO

MAX.L / PROFILE: 3m
EXCL.PC

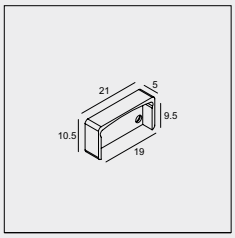


**SHL19 - END CAP SET**

**398 03 03 01 ◇**

◇ A

SET OF 2 PCS

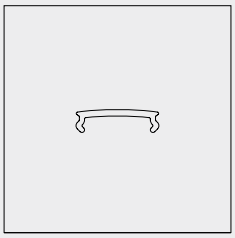

**SHL19-PC CLEAR 3m**

**398 03 05 CL**

**SHL19-PC SBL 3m**

**398 03 05 SBL**

L: 3m

## 2 PROFILE FIXATION

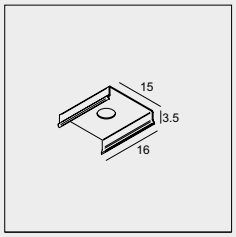


**SHL18-MOUNTING CLIP**

**398 02 06 11**

SET OF 10 PCS

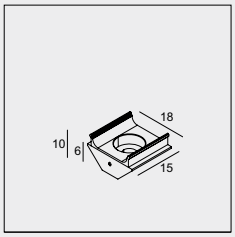


**SHL18-MOUNTING CLIP 45°**

**398 02 06 45**

SET OF 10 PCS

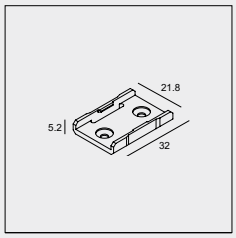


**SHL19-MOUNTING CLIP**

**398 03 06 11**

SET OF 10 PCS

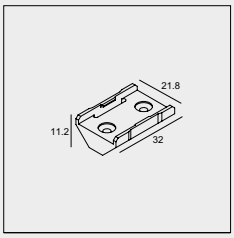


**SHL19-MOUNTING CLIP 45°**

**398 03 06 45**

SET OF 10 PCS

## 3 MODULES



**LEDFLEX IN**

**OPTIONS**
LEDFLEX IN
ALL INFO PAG TEC 10-11

PRO



GOVAERT & VANHOUTTE



# EXTERIOR
# LIGHTING

To provide complete lighting solutions, Delta Light® also has an extensive outdoor collection in its range. Similar to indoor chapters, this outdoor collection includes ceiling, wall and floor mounted luminaires, either surface or recessed mounted. As outdoor luminaires often need to withstand harsh weather conditions, Delta Light® maintains the highest standards, both in the material choices for finishing the products, as well as in the coating process.

**www.deltalight.com/products/overview**



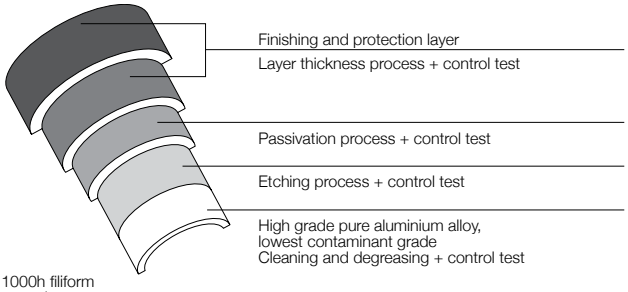


1000h filiform
corrosion test:
succesfully passed

IK

In addition to harsh weather conditions, outdoor luminaires can also be subject to collision. Therefore, the enclosure of the fixture needs to protect the electrical equipment, according to a standard classification. All exterior Delta Light® luminaires have an IK03 classification as a minimum. A selection of Delta Light® luminaires have been tested for higher IK values. These are provided with a label within the next chapters.



ARCHITECT: WARREN AND MAHONEY
PHOTOGRAPHY: MARINA MATHEWS

# CEILING
# RECESSED

The ceiling recessed range offers fixed or adjustable solutions in different shapes and sizes.
According to the different IP ratings, these luminaires can either be used in bathrooms, outside or in other wet areas.

**www.deltalight.com/ECR**

To discover more, or download technical files of your preferred product, just add the product reference (without colour) or name to the deltalight.com url.
E.g. www.deltalight.com/41431811922 or www.deltalight.com/spy-trimless



# INDEX





**MICRO DEEP RINGO X**
EXT 891




**DEEP RINGO X**
EXT 891



**MICRO REO X**
EXT 893



**MINI REO X**
EXT 893



**REO X**
EXT 893



**CARREE X**
EXT 895

| | |
|---|---|
| CARREE X | EXT 895 |
| DEEP RINGO X | EXT 891 |
| MICRO DEEP RINGO X | EXT 891 |
| MICRO REO X | EXT 893 |
| MINI REO X | EXT 893 |
| REO X | EXT 893 |


DON'T MISS THE FEMTOLINE PROFILES
▼ SEE THE PROFILE CHAPTER ▼



OTHER CRI OR KELVIN ON REQUEST

NEW

# DEEP RINGO X



WIRELESS CONTROL CTRL DELTA R
Suitable for all dimmable luminaires.
TECHNICAL DATA ▶ PAG TEC 4

## MICRO DEEP RINGO X

NEW

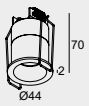


| | |
|---|---|
| 3000K / CRI>80 | |
| LED [A] 1,1W / 120lm / 350mA<br>LED [A] 1,6W / 168lm / 500mA | |
| 10° | |
| **302 222 831** ◇ | |
| ◇ A / W | |
| III 0,1 IP20 IP43 | |

38 x 80 / max.35

**REQUIREMENTS**
LED POWER SUPPLY 350-500mA-DC / DIM

## DEEP RINGO X

NEW

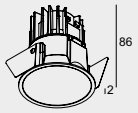


| | |
|---|---|
| 3000K / CRI>90 | 2700K / CRI>90 |
| LED [H] 7,1W / 805lm / 350mA<br>LED [H] 10,4W / 1118lm / 500mA | LED [H] 7,1W / 773lm / 350mA<br>LED [H] 10,4W / 1073lm / 500mA |
| 33° | |
| **19434 9320** ◇ | **19434 9220** ◇ |
| ◇ B / W | |
| III 0,3 IP65 | |

76 x 90 / min.5

**REQUIREMENTS**
LED POWER SUPPLY 350-500mA-DC / DIM

# MICRO REO X



# MINI REO X



# REO X



WIRELESS CONTROL
Suitable for all dimmable luminaires.
CTRL DELTA R

TECHNICAL DATA ▶ PAG TEC 4

## MICRO REO X

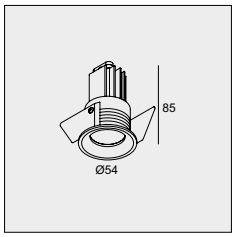


| 3000K / CRI>90 | 2700K / CRI>90 |
|---|---|
| LED [H] 7,1W / 805lm / 350mA | LED [H] 7,1W / 773lm / 350mA |
| 35° | |
| **302 23 811 932** ◇ | **302 23 811 922** ◇ |
| ◇ B / W | |
| III 0,2 IP20 IP43 | |

46 x 90 / min.5

**REQUIREMENTS**
LED POWER SUPPLY 350mA-DC / DIM

## MINI REO X

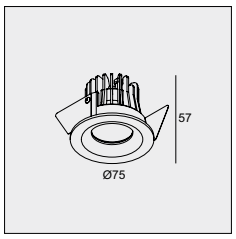


| 3000K / CRI>90 | 2700K / CRI>90 |
|---|---|
| LED [D] 6,4W / 587lm / 350mA | LED [D] 6,4W / 587lm / 350mA |
| 40° | |
| **415 151 933** ◇ | **415 151 923** ◇ |
| ◇ B / W | |
| III 0,2 IP65 | |

67 x 60 / min.5

**REQUIREMENTS**
LED POWER SUPPLY 350mA-DC / DIM

## REO X S1

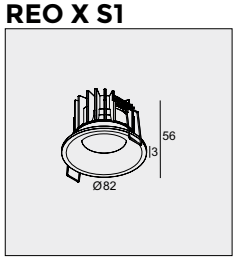


| 3000K / CRI>90 | | 2700K / CRI>90 | |
|---|---|---|---|
| LED [H] 7,1W / 805lm / 350mA<br>LED [H] 10,4W / 1118lm / 500mA | | LED [H] 7,1W / 773lm / 350mA<br>LED [H] 10,4W / 1073lm / 500mA | |
| IP20 IP44 | IP65 | IP20 IP44 | IP65 |
| 33° | | | |
| **202 25 811 932** ◇ | **202 256 811 932** ◇ | **202 25 811 922** ◇ | **202 256 811 922** ◇ |
| ◇ A / B / W | | | |
| III 0,4 | | | |

76 x 55 / max.22

**REQUIREMENTS**
LED POWER SUPPLY 350-500mA-DC / DIM

## REO X S2

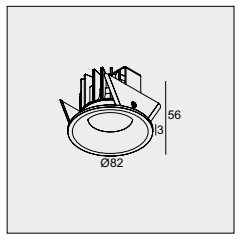


| 3000K / CRI>90 | | 2700K / CRI>90 | |
|---|---|---|---|
| LED [H] 7,1W / 805lm / 350mA<br>LED [H] 10,4W / 1118lm / 500mA | | LED [H] 7,1W / 773lm / 350mA<br>LED [H] 10,4W / 1073lm / 500mA | |
| 33° | | | |
| IP20 IP44 | IP65 | IP20 IP44 | IP65 |
| **202 252 811 932** ◇ | **202 2562 811 932** ◇ | **202 252 811 922** ◇ | **202 2562 811 922** ◇ |
| ◇ A / B / W | | | |
| III 0,4 | | | |

76 x 55

**REQUIREMENTS**
LED POWER SUPPLY 350-500mA-DC / DIM

# CARREE X



WIRELESS CONTROL
Suitable for all dimmable luminaires.
CTRL DELTA R

**TECHNICAL DATA** ▶ PAG TEC 4

## CARREE X LED S1

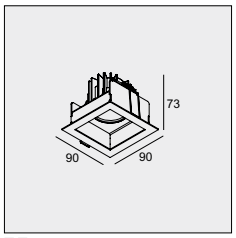


| 3000K / CRI>90 | | 2700K / CRI>90 | |
|---|---|---|---|
| LED [H] 7,1W / 805lm / 350mA | | LED [H] 7,1W / 773lm / 350mA | |
| 33° | | | |
| IP20 IP44 | IP65 | IP20 IP44 | IP65 |
| **202 20 811 932** ◇ | **202 206 811 932** ◇ | **202 20 811 922** ◇ | **202 206 811 922** ◇ |
| ◇ A / N / W | | | |
| III 0,3 | | | |

75 x 75 x 80 / max.35

**REQUIREMENTS**
LED POWER SUPPLY 350mA-DC / DIM

## CARREE X LED S2

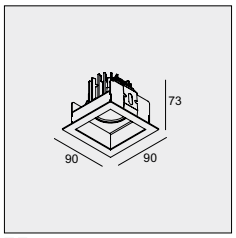


| 3000K / CRI>90 | 2700K / CRI>90 |
|---|---|
| LED [H] 7,1W / 805lm / 350mA | LED [H] 7,1W / 773lm / 350mA |
| 33° | |
| IP65 | |
| **202 207 811 932** ◇ | **202 207 811 922** ◇ |
| ◇ A / N / W | |
| III 0,3 | |

75 x 75 x 80

**REQUIREMENTS**
LED POWER SUPPLY 350mA-DC / DIM



ARCHITECT: EXTERIOR.BE



ARCHITECT JK SALCEDO



ARCHITECT GEORGE MORENO & PARTNERS
LIGHTING DESIGNER LED LIFE PANAMA



HANS BEEN ARCHITECTEN BNA

# CEILING
# SURFACE

The following range offers you easy-to-install ceiling luminaire solutions, be it for outdoor use or bathroom and wellness areas. Different light characteristics and colour finishes are available to match your project.

**www.deltalight.com/ECS**

To discover more, or download technical files of your preferred product, just add the product reference (without colour) or name to the deltalight.com url. E.g. www.deltalight.com/41431811922 or www.deltalight.com/spy-trimless



ARCHITECT: ALFREDO SARAVIA, PROPORCIÓN Y ESCALA
PICTURE CREDITS: CARMEN MALDONADO, AREA STUDIO

# INDEX




**BOXY R**
EXT 905



**DOX 100**
EXT 905



**SUPERNOVA XS**
EXT 909



**B-LINER 65 IP**
EXT 913



**BOXY L+**
EXT 917

| | |
|---|---|
| B-LINER 65 IP | EXT 913 |
| BOXY L | EXT 917 |
| BOXY R | EXT 905 |
| DOX 100 | EXT 905 |
| SUPERNOVA XS X | EXT 909 |

DON'T MISS THE FEMTOLINE PROFILES
▼ SEE THE PROFILE CHAPTER ▼



OUR MONTUR FAMILY CAN ALSO BE USED ON THE CEILING.







DON'T MISS THESE LUMINAIRES IN THE
OUTDOOR LIGHTING **WALL SURFACE CHAPTER**

# BOXY R



# DOX 100



WIRELESS CONTROL
Suitable for all dimmable luminaires.
CTRL DELTA R

**TECHNICAL DATA** ▶ PAG TEC 4

## BOXY R DIM8

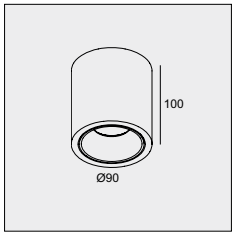


| | |
|---|---|
| 3000K / CRI>90 | 2700K / CRI>90 |
| LED 10,4W / 1118lm / 500mA | LED 10,4W / 1073lm / 500mA |
| 33° | |
| MAINS DIMMING (FE) | |
| **251 70 811 932 ED8** ◇ | **251 70 811 922 ED8** ◇ |
| ◇ B-B / B-MMAT / W-B / W-W | |
| 110-240V / 50-60Hz | |
| 0,6 IP53 | |

## DOX 100 S LED

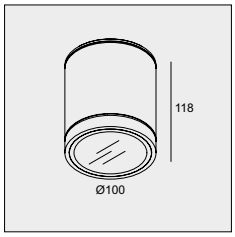


| |
|---|
| 3000K / CRI>80 |
| LED 8W / 963lm / 450mA |
| 35° |
| NON DIM |
| **232 01 09** ◇ |
| ◇ N |
| 100-240V / 50-60Hz |
| 0,7 IP65 |





# SUPERNOVA XS

AWARD
DESIGN PLUS
light+building

reddot design award
winner

GOOD
DESIGN
award

interior
innovation
award
2014
Selection



WIRELESS CONTROL
Suitable for all dimmable luminaires.
CTRL DELTA R

**TECHNICAL DATA** ▶ PAG TEC 4

## SUPERNOVA XS 260 X

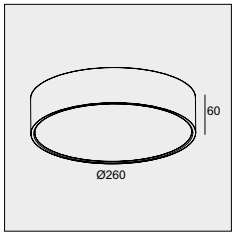


| |
|---|
| 3000K / CRI>80 |
| LED CLUSTER 10W / 900lm |
| **274 87 2610 83** ◇ |
| ◇ N / W |
| 220-240V / 50-60Hz |
| 2,4 IP64 |

## SUPERNOVA XS PIVOT 260 X

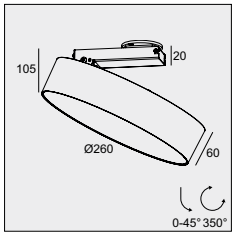


| |
|---|
| 3000K / CRI>80 |
| LED CLUSTER 10W / 900lm |
| **274 88 2610 83** ◇ |
| ◇ N / W |
| 220-240V / 50-60Hz |
| 2,9 IP64 |




BERT MASSELUS



ARCHITECT EGIDE MEERTENS

# B-LINER 65 IP



WIRELESS CONTROL
Suitable for all dimmable luminaires.
CTRL DELTA R

**TECHNICAL DATA** ▶ PAG TEC 4

## B-LINER 65 IP

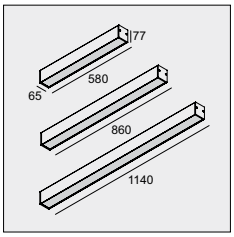


| | | |
|---|---|---|
| 580 mm / 1,7 | 860 mm / 2,4 | 1140 mm / 3,0 |
| 3000K / CRI>80 | | |
| LED ARRAY 14W / 2300lm | LED ARRAY 22W / 3450lm | LED ARRAY 29W / 4600lm |
| **388 01 22** ◇ | **388 01 32** ◇ | **388 01 42** ◇ |
| ◇ A / N / W | | |
| 110-240V / 50-60Hz | | |
| IP65 | | |


ABC
ARTESARTES
BRUGGE
OFFICES



# BOXY L+



## BOXY L+

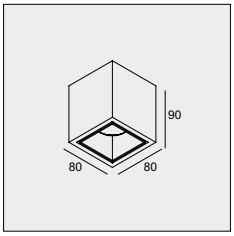


| | |
|---|---|
| 3000K / CRI>90 | 2700K / CRI>90 |
| 7,1W / 805lm / 350mA | 7,1W / 773lm / 350mA |
| 33° | |
| MAINS DIMMING (FE) | |
| **251 67 811 932 ED8** ◇ | **251 67 811 922 ED8** ◇ |
| ◇ A-A / B-B / W-W | |
| 110-240V / 50-60Hz | |
| 0,6 IP53 | |

## BOXY 2L+

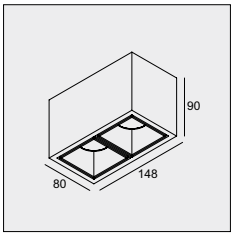


| | |
|---|---|
| 3000K / CRI>90 | 2700K / CRI>90 |
| 2 x 7,1W / 805lm / 350mA | 2 x 7,1W / 773lm / 350mA |
| 33° | |
| MAINS DIMMING (FE) | |
| **251 67 812 932 ED8** ◇ | **251 67 812 922 ED8** ◇ |
| ◇ A-A / B-B / W-W | |
| 110-240V / 50-60Hz | |
| 1,1 IP53 | |



ARCHITECT: ALFREDO SARAVIA, PROPORCIÓN Y ESCALA
PICTURE CREDITS: CARMEN MALDONADO, AREA STUDIO



# WALL
# RECESSED

This collection of wall recessed luminaires is ideal for directional lighting or a subtle accent. They provide safety, add atmosphere and guarantee additional style to your project.

**www.deltalight.com/EWR**

To discover more, or download technical files of your preferred product, just add the product reference (without colour) or name to the deltalight.com url. E.g. www.deltalight.com/41431811922 or www.deltalight.com/spy-trimless



# INDEX




**LOGIC**
EXT 925



**LOGIC W**
EXT 928



**LEDS GO**
EXT 929



**LEDS C**
EXT 929



**HELI X**
EXT 929

| | |
|---|---|
| HELI X | EXT 929 |
| LEDS C | EXT 929 |
| LEDS GO | EXT 929 |
| LOGIC W | EXT 925 |

# LOGIC



## LOGIC MINI W R

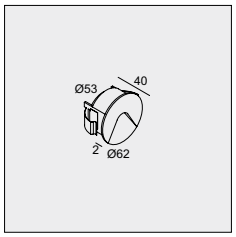


3000K / CRI>80

LED 0,6W / 40lm / 24V-DC

**304 30 12** ◇

◇ A / W

0,2 IP54

55 x 50

**REQUIREMENTS**
LED POWER SUPPLY 24V-DCM

**OPTIONS**
CONCRETE BOX 188 ▸ **270 11 188**

## LOGIC MINI W S

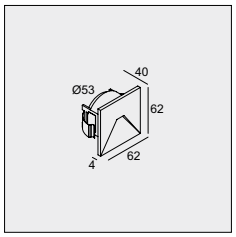


3000K / CRI>80

LED 0,6W / 40lm / 24V-DC

**304 31 12** ◇

◇ A / W

0,2 IP54

55 x 50

**REQUIREMENTS**
LED POWER SUPPLY 24V-DCM

**OPTIONS**
CONCRETE BOX 188 ▸ **270 11 188**

## LOGIC W S

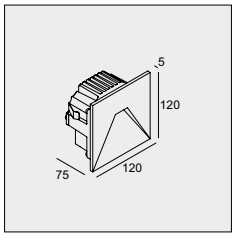


3000K / CRI>90

LED 7,1W / 805lm / 350mA

**304 33 811 930** ◇

◇ A / N / W

110-240V / 50-60Hz

INCL. 1 x PG11

1,0 IP65

BOX / 115-140

**REQUIREMENTS**
CONCRETE BOX 192 ▸ **270 11 192**
or CONCRETE PACK LOGIC W S ▸ **304 33 96**

## LOGIC W L F

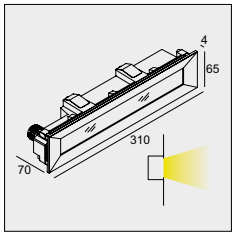


3000K / CRI>80

LED CLUSTER 9W / 1480lm / 350mA

**304 32 02 83** ◇

◇ A / N / W

220-240V / 50-60Hz

INCL. 1 x PG11

1,0 IP65

BOX / 110-135

**REQUIREMENTS**
CONCRETE BOX 191 ▸ **270 11 191**
or CONCRETE PACK LOGIC W L ▸ **304 32 96**

## LOGIC W L

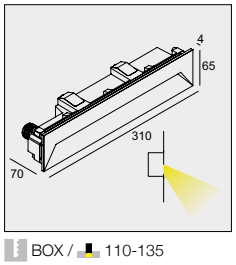


3000K / CRI>80

LED CLUSTER 9W / 1480lm / 350mA

**304 32 01 83** ◇

◇ A / N / W

220-240V / 50-60Hz

INCL. 1 x PG11

1,0 IP65

BOX / 110-135

**REQUIREMENTS**
CONCRETE BOX 191 ▸ **270 11 191**
or CONCRETE PACK LOGIC W L ▸ **304 32 96**





DEHULLU ARCHITECTEN

# LEDS GO



# LEDS C®



# HELI



WIRELESS CONTROL CTRL DELTA R
Suitable for all dimmable luminaires.
TECHNICAL DATA ▸ PAG TEC 4

## LEDS GO IN FORTE

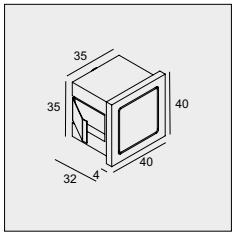


| 4000K / CRI>80 | 3000K / CRI>80 |
|---|---|
| LED [A] 1,1W / 130lm / 350mA | LED [A] 1,1W / 120lm / 350mA |
| **302 10 34** ◇ | **302 10 32** ◇ |
| ◇ ANO | |

III 0,1 IP67

38 x 38 x 45

**REQUIREMENTS**
LED POWER SUPPLY 350mA-DC / DIM

**OPTIONS**
CONCRETE BOX 151 ▸ **302 19 21**
CONCRETE BOX TR 152 ▸ **302 19 22**

## LEDS C R ST

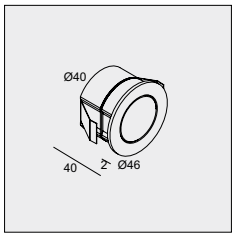


| 4000K / CRI>80 | 3000K / CRI>80 |
|---|---|
| LED [A] 1,1W / 130lm / 350mA | LED [A] 1,1W / 120lm / 350mA |
| **302 20 34** ◇ | **302 20 32** ◇ |
| ◇ ANO | |

III 0,1 IP67

41 x 45

**REQUIREMENTS**
LED POWER SUPPLY 350mA-DC / DIM

## HELI X SCREEN LED

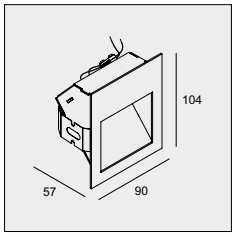


| 4000K / CRI>80 | 3000K / CRI>80 |
|---|---|
| LED [A] 1,1W / 130lm / 350mA | LED [A] 1,1W / 120lm / 350mA |
| **202 04 24** ◇ | **202 04 22** ◇ |
| ◇ A / N | |

III 0,3 IP54

75 x 87 x 60

**REQUIREMENTS**
LED POWER SUPPLY 350mA-DC / DIM

**OPTIONS**
CONCRETE BOX 187 ▸ **270 11 187**









# **WALL**
# SURFACE

Upgrade your façade with soft lighting elements or create a playful lighting pattern on your wall. Delta Light's wall mounted luminaires can do both.
A remarkable feature in the wall surface range is the use of LED in combination with a lens, fusing architectural light effects and energy efficiency.

**www.deltalight.com/EWS**

To discover more, or download technical files of your preferred product, just add the product reference (without colour) or name to the deltalight.com url.
E.g. www.deltalight.com/41431811922 or www.deltalight.com/spy-trimless



# INDEX





**SOIREE W**
EXT 939



**KIX**
EXT 957



**WANT-IT S X**
EXT 975



**DOX 100**
EXT 991



**BUTLER W**
EXT 949



**TOPIX L X**
EXT 961



**VISA X**
EXT 975



**ULTRA X**
EXT 991




**MONTUR**
EXT 947



**MOMBA**
EXT 961



**TIGA**
EXT 979



**MONTUR R**
EXT 947




**MONO II**
EXT 963



**VISION OUT**
EXT 979



**MONTUR L**
EXT 949



**GALA**
EXT 967




**STIP W**
EXT 983



**STIG**
EXT 955



**LOGO**
EXT 971



**TWEETER X W**
EXT 987

| | |
|---|---|
| BUTLER W | EXT 943 |
| DOX 100 | EXT 991 |
| GALA | EXT 967 |
| KIX | EXT 957 |
| LOGO | EXT 971 |
| MOMBA | EXT 961 |
| MONO II | EXT 963 |
| MONTUR | EXT 949 |
| MONTUR MINI | EXT 947 |
| SOIREE W | EXT 939 |
| STIG | EXT 955 |
| STIP W | EXT 983 |
| TIGA | EXT 979 |
| TOPIX L X | EXT 961 |
| TWEETER X W | EXT 987 |
| ULTRA X | EXT 991 |
| VISA X | EXT 975 |
| VISION OUT | EXT 979 |
| WANT-IT S X | EXT 975 |


DON'T MISS THE FEMTOLINE PROFILES
▼ SEE THE PROFILE CHAPTER ▼



DISCOVER THE POLESANO WALL
▼ SEE THE EXTERIOR FLOOR SURFACE CHAPTER ▼



HEY! YOU CAN ALSO INSTALL ME ON YOUR WALL
▼ SEE THE EXTERIOR CEILING SURFACE CHAPTER ▼



NEW

# SOIREE W



WIRELESS CONTROL
Suitable for all dimmable luminaires.
CTRL DELTA R
**TECHNICAL DATA** ▸ PAG TEC 4

## SOIREE WR X

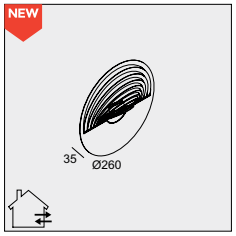


| 3000K / CRI>90 | 2700K / CRI>90 |
|---|---|
| LED 3W / 280lm / 350mA | LED 3W / 252lm / 350mA |
| **24019 9300** ◇ | **24019 9200** ◇ |
| ◇ B | |
| 100-240V / 50-60Hz | |
| 0,7 IP54 | |

## SOIREE WS X

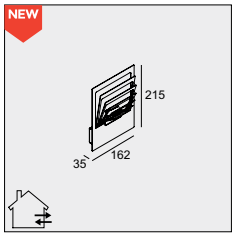


| 3000K / CRI>90 | 2700K / CRI>90 |
|---|---|
| LED 3W / 280lm / 350mA | LED 3W / 252lm / 350mA |
| **24018 9300** ◇ | **24018 9200** ◇ |
| ◇ B | |
| 100-240V / 50-60Hz | |
| 0,5 IP54 | |

## SOIREE WS X DOWN-UP

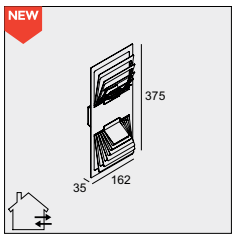


| 3000K / CRI>90 | 2700K / CRI>90 |
|---|---|
| 2 x LED 3W / 280lm / 350mA | 2 x LED 3W / 252lm / 350mA |
| **24020 9300** ◇ | **24020 9200** ◇ |
| ◇ B | |
| 100-240V / 50-60Hz | |
| 0,8 IP54 | |





# BUTLER W

For one of the ranges launched at Light+Building in 2016, we joined forces with renowned artist / designer Arik Levy. The result is Butler, a surprising collection of exterior and interior luminaires.

Arik Levy is an artist, technician, photographer, designer, video artist... his skills are multi–disciplinary and his work can be seen in prestigious galleries and museums worldwide. The Butler is the first design by Arik for Delta Light®.

The fine line between the indoor territory and outdoors today is blurrier than ever. Furniture and indoor living elements are drifting outdoors in style and function. The experience, comfort and style of our living rooms is extended to our garden.

The inspiration for this collection was a coincidence of different elements, and a physical metaphor. On one hand it's a re-interpretation of a well-known archetype, the most obvious classic lamp shade as we know it for many many years.
The coincidental element came from Arik cycling through Paris years ago, passing by a big pile of folded paper, used to create the well-known plissé fashion classics. While its zig-zag shape recalls the past, it also creates a unique play of light. During the day the natural light enhances its form and creates shadow all around the shade... at night the light emitted casts a cozy and intimate light wherever the Butler is installed.

**DESIGN BY ARIK LEVY & DELTA LIGHT®**
**www.deltalight.com/butlerbyariklevy**

GOOD DESIGN award





BUTLER W DOWN-UP



BUTLER W D

WIRELESS CONTROL Suitable for all dimmable luminaires. CTRL DELTA R

TECHNICAL DATA ▶ PAG TEC 4

## BUTLER W

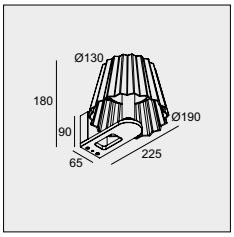


| 3000K / CRI>90 | 2700K / CRI>90 |
|---|---|
| LED CLUSTER 16W / 1216lm | LED CLUSTER 16W / 1154lm |
| MAINS DIMMING (FE) | |
| **222 031 11 93 ED8** ◇ | **222 031 11 92 ED8** ◇ |
| ◇ B | |
| 220-240V / 50-60Hz | |
| 1,3 IP56 | |

## BUTLER W DOWN-UP

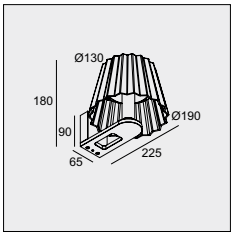


| 3000K / CRI>90 | 2700K / CRI>90 |
|---|---|
| LED CLUSTER 6W / 500lm (UP)<br>LED CLUSTER 10W / 760lm (DOWN) | LED CLUSTER 6W / 475lm (UP)<br>LED CLUSTER 10W / 725lm (DOWN) |
| MAINS DIMMING (FE) | |
| **222 031 12 93 ED8** ◇ | **222 031 12 92 ED8** ◇ |
| ◇ B | |
| 220-240V / 50-60Hz | |
| 1,5 IP56 | |

## BUTLER W D

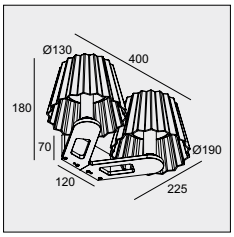


| 3000K / CRI>90 | 2700K / CRI>90 |
|---|---|
| 2 x LED CLUSTER 16W / 1216lm | 2 x LED CLUSTER 16W / 1154lm |
| MAINS DIMMING (FE) | |
| **222 032 11 93 ED8** ◇ | **222 032 11 92 ED8** ◇ |
| ◇ B | |
| 220-240V / 50-60Hz | |
| 2,8 IP56 | |

## BUTLER W D DOWN-UP

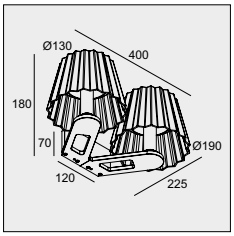


| 3000K / CRI>90 | 2700K / CRI>90 |
|---|---|
| 2 x LED CLUSTER 6W / 500lm (UP)<br>2 x LED CLUSTER 10W / 760lm (DOWN) | 2 x LED CLUSTER 6W / 475lm (UP)<br>2 x LED CLUSTER 10W / 725lm (DOWN) |
| MAINS DIMMING (FE) | |
| **222 032 12 93 ED8** ◇ | **222 032 12 92 ED8** ◇ |
| ◇ B | |
| 220-240V / 50-60Hz | |
| 3,2 IP56 | |


CASTEELKEN



NEW

# MONTUR MINI



Montur MINI S

WIRELESS CONTROL CTRL DELTA R
Suitable for all dimmable luminaires.
**TECHNICAL DATA** ▸ PAG TEC 4

## MONTUR MINI S

NEW
IK07

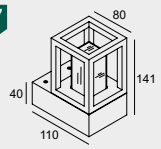


| 3000K / CRI>80 | 2700K / CRI>80 |
|---|---|
| LED 7,1W / 965lm / 350mA | LED 7,1W / 931lm / 350mA |
| **232 022 83** ◇ | **232 022 82** ◇ |
| ◇ B | |
| 100-240V / 50-60Hz | |
| INCL.GLASS OPAL | |
| □ 0,9 IP55 | |

## MONTUR MINI M

NEW
IK07

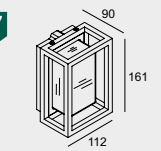


| 3000K / CRI>80 | 2700K / CRI>80 |
|---|---|
| LED CLUSTER 4,2W / 589lm / 350mA | LED CLUSTER 4,2W / 589lm / 350mA |
| **232 012 83** ◇ | **232 012 82** ◇ |
| ◇ B | |
| 100-240V / 50-60Hz | |
| INCL.GLASS OPAL | |
| ◇ 1,1 IP65 | |

# MONTUR

GOOD DESIGN award





WIRELESS CONTROL Suitable for all dimmable luminaires. CTRL DELTA R

TECHNICAL DATA ▶ PAG TEC 4

## MONTUR S LED

IK07

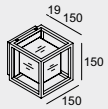


| 3000K / CRI>80 | 2700K / CRI>80 |
|---|---|
| LED CLUSTER 6,1W / 960lm / 350mA | |
| **232 112 83** ◇ | **232 112 82** ◇ |
| ◇ B | |
| 100-240V / 50-60Hz | |
| INCL.GLASS OPAL | |
| I 2,0 IP65 | |

## MONTUR M LED

IK07

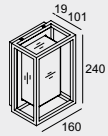


| 3000K / CRI>80 | 2700K / CRI>80 |
|---|---|
| LED CLUSTER 6,1W / 960lm / 350mA | |
| **232 212 83** ◇ | **232 212 82** ◇ |
| ◇ B | |
| 100-240V / 50-60Hz | |
| INCL.GLASS OPAL | |
| I 2,6 IP65 | |

## MONTUR M E27

IK07

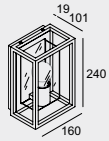


| |
|---|
| A60 max.40W |
| **232 213 00** ◇ |
| ◇ B |
| E27Ls / 100-240V / 50-60Hz |
| INCL.GLASS CLEAR |
| I 2,5 IP65 |

**OPTIONS**
**LED** SOLUTION - PAG TEC 8

## MONTUR L PC LED

IK08

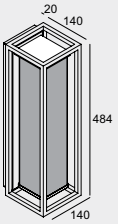


| |
|---|
| 3000K / CRI>80 |
| LED CLUSTER 14W / 2300lm / 700mA |
| **232 318 83** ◇ |
| ◇ B |
| 220-240V / 0 \| 50-60Hz |
| INCL.PC OPAL |
| I 2,6 IP54 |

## MONTUR SQL LED

IK07

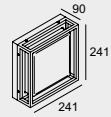


| 3000K / CRI>80 | 2700K / CRI>80 |
|---|---|
| LED CLUSTER 7W / 1180lm / 350mA | |
| **232 812 83** ◇ | **232 812 82** ◇ |
| ◇ B | |
| 100-240V / 50-60Hz | |
| INCL.GLASS OPAL | |
| I 2,1 IP65 | |

## MONTUR R LED

IK07




| 3000K / CRI>80 | 2700K / CRI>80 |
|---|---|
| LED CLUSTER 6W / 1000lm / 350mA | |
| **232 712 83** ◇ | **232 712 82** ◇ |
| ◇ B | |
| 100-240V / 50-60Hz | |
| INCL.GLASS OPAL | |
| I 2,1 IP65 | |






ARCHITECTS: THONE ARCHITECTUUR
INTERIOR DESIGN: TIM VAN STEENBERGEN





# STIG








## STIG

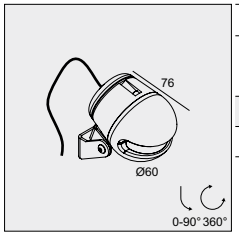


| |
|---|
| 3000K / CRI>80 |
| LED [E] 4,1W / 420lm / 350mA<br>LED [É] 6W / 570lm / 500mA<br>LED [Ê] 8,7W / 723lm / 700mA |
| **232 20 83** ◇ |
| ◇ N |
| INCL.1 x CABLE H05 RN-F 2 x 1mm² 2m |
| 0,5 IP65 |

**REQUIREMENTS**
LED POWER SUPPLY 350-500-700mA-DC / DIM

**OPTIONS**
STRAP ▸ **232 20 99** max Ø200mm
PIN 16 ▸ **229 01 16** (FOR FLOOR MOUNTING)

## PIN 16

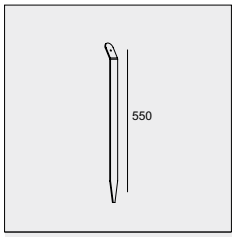


**229 01 16**

0,5

## STRAP

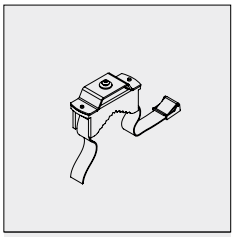

**232 20 99**

0,2

# KIX



KIX S

## KIX S

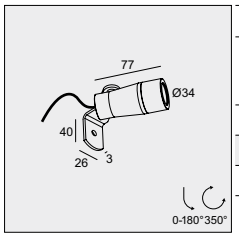


| |
|---|
| 3000K / CRI>80 |
| LED [A] 1,1W / 120lm / 350mA<br>LED [A] 1,6W / 168lm / 500mA<br>LED [A] 2,3W / 223lm / 700mA |
| 10° |
| **232 08 831** ◇ |
| ◇ N |
| INCL.1 x CABLE H05 RN-F 2 x 1mm² 2m |
| 0,3 IP65 |

**REQUIREMENTS**
LED POWER SUPPLY 350-500-700mA-DC / DIM

**OPTIONS**
STRAP ▸ **232 20 99** max Ø200mm
PIN 16 ▸ **229 01 16** (FOR FLOOR MOUNTING)

## KIX M

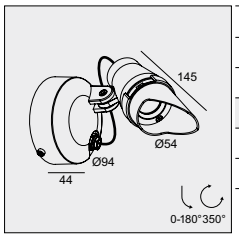


| |
|---|
| 3000K / CRI>90 |
| LED 6,4W / 587lm / 350mA |
| 30° |
| **232 12 933** ◇ |
| ◇ A / N |
| 100-240V / 50-60Hz |
| INCL.1 x KAP STRIPER B (REMOVABLE) |
| 0,9 IP65 |

## KIX

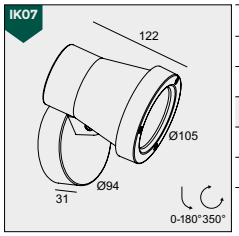


| | | | |
|---|---|---|---|
| 3000K / CRI>90 | | | |
| LED 7,1W / 805lm / 350mA | | | |
| 11° | 30° | 55° | 120° |
| **232 10 811 931** ◇ | **232 10 811 932** ◇ | **232 10 811 933** ◇ | **232 10 811 930** ◇ |
| ◇ A / N | | | |
| 100-240V / 50-60Hz | | | |
| 0,9 IP65 | | | |

**OPTIONS**
KAP KIX ◇ ▸ **232 10 00 N**
HONEYCOMB KIX ◇ ▸ **232 10 03 N**

## KIX HP

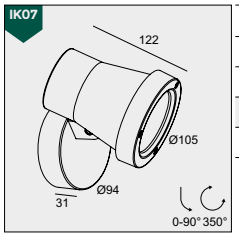


| | | |
|---|---|---|
| 3000K / CRI>90 | | |
| LED [J] 16,8W / 2075lm / 500mA | | |
| 11° | 30° | 55° |
| **232 10 21 931** ◇ | **232 10 21 932** ◇ | **232 10 21 933** ◇ |
| ◇ A / N | | |
| 0,7 IP65 | | |

**REQUIREMENTS**
LED POWER SUPPLY 500mA-DC / DIM

**ACCESSORIES**
KAP KIX ▸ **232 10 00 N**
HONEYCOMB KIX ▸ **232 10 03 N**

## PIN 16

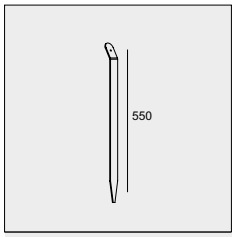


**229 01 16**
0,5

## STRAP

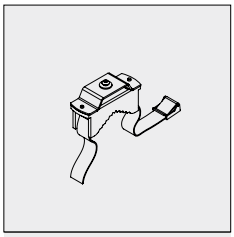

**232 20 99**
0,2





# TOPIX L X

reddot design award
winner 2009



# MOMBA





MOMBA DOWN-UP LED - WIDE*



MOMBA DOWN-UP LED - 4°

## TOPIX L X

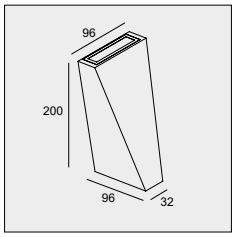


| |
|---|
| 3000K / CRI>80 |
| 2 x LED 3,5W / 270lm / 350mA |
| **304 17 52** ◇ |
| ◇ A / G |
| 120-240V / 50-60Hz |
| 1,0 IP55 |

## MOMBA LED

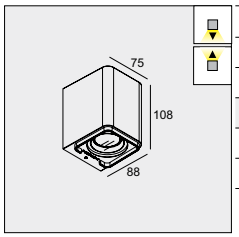


| | |
|---|---|
| 3000K / CRI>80 | 3000K / CRI>90 |
| LED 2,3W / 223lm / 700mA | LED 7,1W / 805lm / 350mA |
| 4° | 80° |
| **225 20 18112** ◇ | **225 20 811 930** ◇ |
| ◇ N | |
| 120-240V / 50-60Hz | 100-240V / 50-60Hz |
| 0,9 IP65 | |

## MOMBA DOWN-UP LED

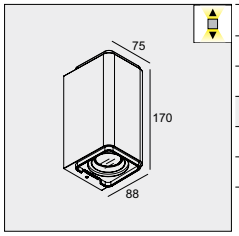


| | |
|---|---|
| 3000K / CRI>80 | 3000K / CRI>90 |
| 2 x LED 2,3W / 223lm / 700mA | 2 x LED 7,1W / 805lm / 350mA |
| 4° | 80° |
| **225 20 18212** ◇ | **225 20 812 930** ◇ |
| ◇ N | |
| 120-240V / 50-60Hz | 220-240V / 50-60Hz |
| 1,3 IP65 | |

NEW

# MONO II



MONO II LED

WIRELESS CONTROL CTRL DELTA R
Suitable for all dimmable luminaires.
**TECHNICAL DATA** ▶ PAG TEC 4

## MONO II LED

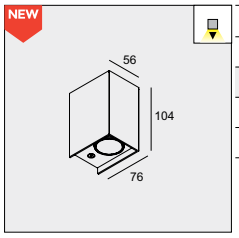


| |
|---|
| 3000K / CRI>90 |
| LED 7,1W / 805lm / 350mA |
| **223 13 811 930** ◇ |
| ◇ A / N |
| 220-240V / 50-60Hz |
| 0,4 IP54 |

## MONO II DOWN-UP LED

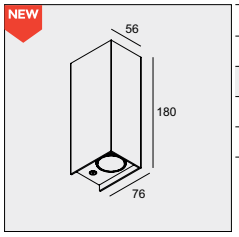


| |
|---|
| 3000K / CRI>90 |
| 2 x LED 7,1W / 805lm / 350mA |
| **223 53 812 930** ◇ |
| ◇ A / N |
| 100-240V / 50-60Hz |
| 0,7 IP54 |



ARCHITECT WARREN AND MAHONEY – PHOTOGRAPHY MARINA MATHEWS



# GALA L



## GALA L OK LED

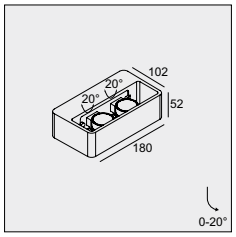


| 3000K / CRI>90 | 2700K / CRI>90 |
|---|---|
| 2 x LED 4,7W / 542lm / 240mA | 2 x LED 4,7W / 520lm / 240mA |
| **275 04 812 930** ◇ | **275 04 812 920** ◇ |
| ◇ N / W | |
| 100-240V / 50-60Hz | |
| 1,0 IP55 | |

## GALA L LED

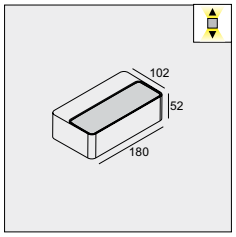


| 3000K / CRI>80 | 2700K / CRI>80 |
|---|---|
| LED CLUSTER 6,1W / 960lm / 350mA | |
| **275 04 52** ◇ | **275 04 53** ◇ |
| ◇ N / W | |
| 100-240V / 50-60Hz | |
| 0,8 IP65 | |





NEW LOGO



WIRELESS CONTROL
Suitable for all dimmable luminaires.
CTRL DELTA R
**TECHNICAL DATA** ▶ PAG TEC 4

## LOGO

NEW

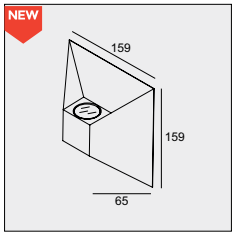


| | |
|---|---|
| 3000K / CRI>90 | 2700K / CRI>90 |
| 2 x LED 3W / 291lm / 350mA | 2 x LED 3W / 262lm / 350mA |
| **271 06 93** ◇ | **271 06 92** ◇ |
| ◇ A / N / W | |
| 100-240V / 50-60Hz | |
| 0,9 IP55 | |





INTERIEURBURO PEDRO VERHUE - ERIBO

# WANT-IT S X



# VISA X



WIRELESS CONTROL CTRL DELTA R
Suitable for all dimmable luminaires.
**TECHNICAL DATA** ▶ PAG TEC 4

## WANT-IT S X

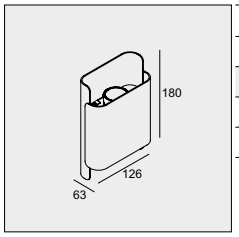


| 3000K / CRI>90 | 2700K / CRI>90 |
|---|---|
| 2 x LED 4,7W / 542lm / 240mA | 2 x LED 4,7W / 520lm / 240mA |
| **275 14 812 930** ◇ | **275 14 812 920** ◇ |
| ◇ N | |
| 110-240V / 50-60Hz | |
| □ 0,6 IP55 | |

## VISA X LED

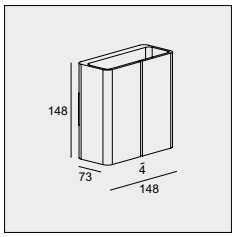


| 3000K / CRI>80 |
|---|
| 4 x LED 1,1W / 120lm / 350mA |
| **275 06 24** ◇ |
| ◇ G |
| 120-240V / 50-60Hz |
| □ 1,2 IP55 |





# TIGA

GOOD DESIGN award





TIGA LED BS

# VISION OUT

GOOD DESIGN award



WIRELESS CONTROL
Suitable for all dimmable luminaires.
CTRL DELTA R
TECHNICAL DATA ▶ PAG TEC 4

## TIGA LED BS

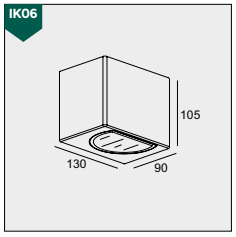


| 3000K / CRI>90 | 2700K / CRI>90 |
|---|---|
| LED 7,1W / 805lm / 350mA | LED 7,1W / 773lm / 350mA |
| MAINS DIMMING (FE) | |
| **223 752 811 932 ED8** ◇ | **223 752 811 922 ED8** ◇ |
| ◇ = A / G / W | |
| 110-240V / 50-60Hz | |
| □ 1,4 IP65 | |

## TIGA LED

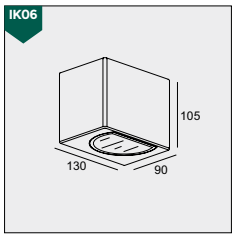


| 3000K / CRI>90 | 2700K / CRI>90 |
|---|---|
| LED 7,1W / 805lm / 350mA | LED 7,1W / 773lm / 350mA |
| MAINS DIMMING (FE) | |
| **223 751 811 932 ED8** ◇ | **223 751 811 922 ED8** ◇ |
| ◇ = A / G / W | |
| 110-240V / 50-60Hz | |
| □ 1,4 IP65 | |

## VISION OUT LED

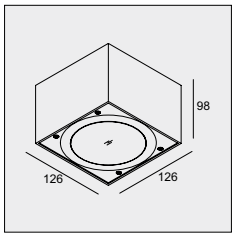


| 3000K / CRI>80 |
|---|
| 2 x LED 1,6W / 168lm / 500mA |
| **278 27 22** ◇ |
| ◇ A / N |
| 120-240V / 50-60Hz |
| □ 1,2 IP55 |

## VISION S OUT LED

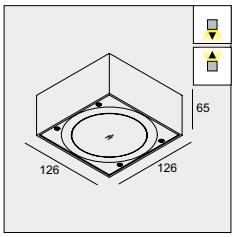


| 3000K / CRI>80 |
|---|
| 2 x LED 1,6W / 168lm / 500mA |
| **278 26 22** ◇ |
| ◇ A / N |
| 120-240V / 50-60Hz |
| □ 1,1 IP55 |



ERGINO LU & CALI LAR ARCHITECTS




NEW
STIP W

WIRELESS CONTROL
Suitable for all dimmable luminaires.
CTRL DELTA R

**TECHNICAL DATA** ▶ PAG TEC 4

## STIP W R

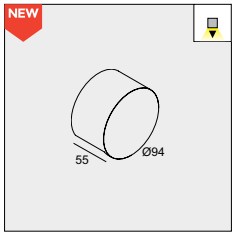


3000K / CRI>80

LED 4,1W / 420lm / 350mA

**223 54 83** ◇

◇ A / N

100-240V / 50-60Hz

INCL.GLASS

2,0 IP55

## STIP W S

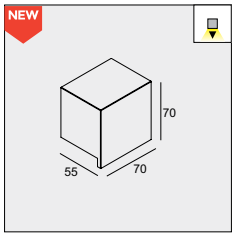


3000K / CRI>80

LED 4,1W / 420lm / 350mA

**223 55 83** ◇

◇ A / N

100-240V / 50-60Hz

INCL.SYMMETRIC LENS

2,0 IP55





INTERIEURBURO PEDRO VERHUE - ERIBO

# TWEETER X W



WIRELESS CONTROL
Suitable for all dimmable luminaires.
CTRL DELTA R

**TECHNICAL DATA** ▶ PAG TEC 4

## TWEETER X W

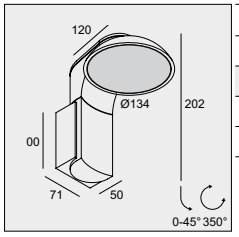


| |
|---|
| 3000K / CRI>90 |
| LED 7,1W / 805lm / 350mA |
| **206 40 811 930** ◇ |
| ◇ N |
| 120-240V / 50-60Hz |
| INCL.GLASS SBL |
| ☐ 0,8 IP54 |


WWW.DNA-ARCHITECTEN.BE



# ULTRA X



# DOX 100



WIRELESS CONTROL
Suitable for all dimmable luminaires.
CTRL DELTA R
**TECHNICAL DATA** ▶ PAG TEC 4

## ULTRA X LED

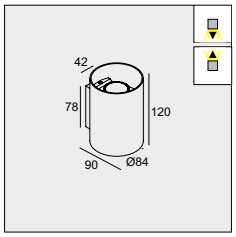


3000K / CRI>90

LED 7,1W / 805lm / 350mA

**279 61 811 930** ◇

◇ A / N / W

100-240V / 50-60Hz

0,6 IP55

## ULTRA X DOWN-UP LED

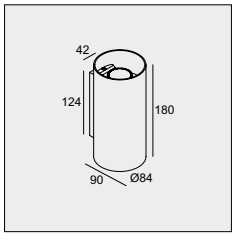


3000K / CRI>90

2 x LED 7,1W / 805lm / 350mA

**279 61 812 930** ◇

◇ A / N / W

220-240V / 50-60Hz

0,9 IP55

## DOX 100 LED

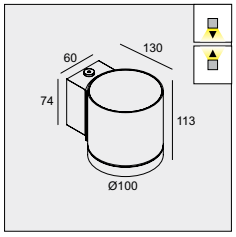


3000K / CRI>80

LED 9W / 1070lm / 500mA

MAINS DIMMING (FE)

35°

**232 02 09** ◇

◇ N

220-240V / 50-60Hz

0,9 IP65

## DOX 100 DOWN-UP LED

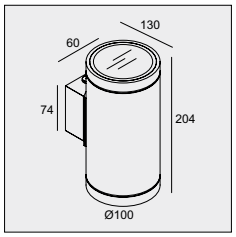


3000K / CRI>80

2 x LED 9W / 1070lm / 500mA

MAINS DIMMING (FE)

35°

**232 03 09** ◇

◇ N

220-240V / 50-60Hz

1,3 IP65





# FLOOR
# RECESSED

Floor recessed luminaires create a subtle and discrete or a powerful light effect. Embedded in a well-planned lighting scheme, in-ground luminaires are perfect to highlight buildings, art or natural elements such as trees, hedges or ponds. This collection offers a variety of lighting options, angles and effects.

**www.deltalight.com/EFR**

To discover more, or download technical files of your preferred product, just add the product reference (without colour) or name to the deltalight.com url. E.g. www.deltalight.com/41431811922 or www.deltalight.com/spy-trimless



ARCHITECT : ARIASRECALDE ARCHITECTURAL WORKSHOP
LIGHTING DESIGN : BIG ARCHITECTURAL LIGHTING

# INDEX




**LEDS C**
EXT 999



**LEDS GO**
EXT 999



**LOGIC 60**
EXT 1005



**LOGIC**
EXT 1009



**LOGIC R OK**
EXT 1011



**LOGIC F**
EXT 1019

WIRELESS CONTROL
Suitable for all dimmable luminaires.
CTRL DELTA R

TECHNICAL DATA ▶ PAG TEC 4


| | |
|---|---|
| LEDS C | EXT 999 |
| LEDS GO | EXT 999 |
| LOGIC 60 | EXT 1005 |
| LOGIC | EXT 1009 |
| LOGIC F | EXT 1019 |
| LOGIC R OK | EXT 1011 |

# LEDS C®



# LEDS GO



## LEDS C R ST

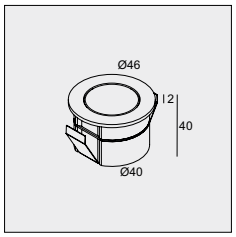


| 4000K / CRI>80 | 3000K / CRI>80 |
|---|---|
| LED [A] 1,1W / 130lm / 350mA | LED [A] 1,1W / 120lm / 350mA |
| **302 20 34** ◇ | **302 20 32** ◇ |
| ◇ ANO | |

III 0,1 IP67

41 x 45

**REQUIREMENTS**
LED POWER SUPPLY 350mA-DC / DIM

**OPTIONS**
CBOX ▸ **216 12 00**
or
CBOX 350mA/10W ▸ **216 14 35**

## LEDS GO IN FORTE

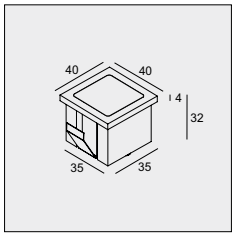


| 4000K / CRI>80 | 3000K / CRI>80 |
|---|---|
| LED [A] 1,1W / 130lm / 350mA | LED [A] 1,1W / 120lm / 350mA |
| **302 10 34** ◇ | **302 10 32** ◇ |
| ◇ ANO | |

III 0,1 IP67

38 x 38 x 45

**REQUIREMENTS**
LED POWER SUPPLY 350mA-DC / DIM

**OPTIONS**
CONCRETE BOX 151 ▸ **302 19 21**
CONCRETE BOX TR 152 ▸ **302 19 22**
CBOX ▸ **216 12 00**
or
CBOX 350mA/10W ▸ **216 14 35**





# LOGIC
# OVERVIEW



Thanks to its multiple reflector options, Logic can be used to accentuate trees or sculptures, to uplight facades or large garden features, to create a sense of depth or indicate the right direction along paths and driveways. The choice of installation – trimless or with trim – and its round or square shape allow you to match look & feel with the design of the building. Within the same family, Logic W can be used as guidance light, built into the wall.

**LOGIC 60**
With a diameter of only 60mm, Logic 60 can easily be integrated in any landscape design, without disturbing the visual perception of it. Its samllest beam angle is ideal for highlighting, while the wallwash versions emphasize façades and bring depth into the architecture. The specific Moon version cuts of the light spill going backwards, ideal to accentuate trees  or reduce the glare for passers-by.

**LOGIC**
The bigger version of Logic allows for more choice in beam angles, letting the designer be creative and play with light effect and light intensity. Similar to Logic 60 also wallwash versions are available within the bigger range to offer multiple light effects within the same design language.

**LOGIC R OK**
For optimal beam control, the LED module in Logic R OK can be easily tilted up to 30° and rotated over 350°, while keeping its IP65 label.

**LOGIC F**
Logic F creates a playful effect on your path or driveway, perfect  to enhance the architectural character of your project and landscape.

**www.deltalight.com/logic**

WIRELESS CONTROL
Suitable for all dimmable luminaires.
CTRL DELTA R

**TECHNICAL DATA** ▶ PAG TEC 4

| | | **LOGIC 60** | | **LOGIC 90** | | **LOGIC R OK** | **LOGIC F** |
|---|---|---|---|---|---|---|---|
| | | LED<br>229 - 774 lm | | LED<br>774 lm | | LED<br>229 - 1075 lm | LED 40 lm |
| | TRIMLESS |  |  |  |  | | |
| | TRIM |  |  |  |  |  |  |

# LOGIC 60 R





LOGIC 60 R A SP



LOGIC 60 R



LOGIC 60 R A

WIRELESS CONTROL CTRL DELTA R
Suitable for all dimmable luminaires.
**TECHNICAL DATA** ▸ PAG TEC 4

## LOGIC 60 R

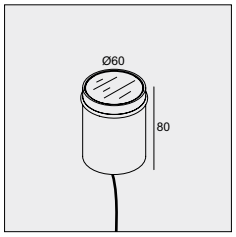


| 3000K / CRI>80 | 3000K / CRI>90 |
|---|---|
| LED [F] 2W / 229lm / 700mA<br>LED [F] 3,2W / 319lm / 1050mA | LED [H] 7,1W / 805lm / 350mA |
| 6° | 20° |
| **213 45 15** ◇ | **213 45 811 932** ◇ |
| ◇ ANO | |
| INCL.1 x CABLE H05 RN-F 2 x 1mm² 0,5m<br>IEC 60598-2-13 : max.150kg 25N/cm²<br>ESG 5mm | |
| III 0,6 IP67 | |

61 x 100

**REQUIREMENTS**
LED POWER SUPPLY 350-700-1050mA-DC / DIM

**OPTIONS**
LOGIC 60 BOX R ▸ **213 19 10**
CBOX ▸ **216 12 00**
IP68 CONNECTION KIT ▸ **216 12 01**
IP68 CONNECTOR 3P ▸ **216 12 02**

## LOGIC 60 R A

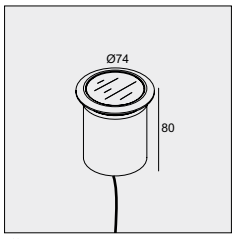


| 3000K / CRI>80 | 3000K / CRI>90 |
|---|---|
| LED [F] 2W / 229lm / 700mA<br>LED [F] 3,2W / 319lm / 1050mA | LED [H] 7,1W / 805lm / 350mA |
| 6° | 20° |
| **213 46 15** ◇ | **213 46 811 932** ◇ |
| ◇ ANO / B (BLACK ANODISED) | |
| INCL.1 x CABLE H05 RN-F 2 x 1mm² 0,5m<br>IEC 60598-2-13 : max.150kg 25N/cm²<br>ESG 5mm | |
| III 0,6 IP67 | |

61 x 100

**REQUIREMENTS**
LED POWER SUPPLY 350-700-1050mA-DC / DIM

**OPTIONS**
LOGIC 60 BOX R ▸ **213 19 10**
CBOX ▸ **216 12 00**
IP68 CONNECTION KIT ▸ **216 12 01**
IP68 CONNECTOR 3P ▸ **216 12 02**

# LOGIC 60 R WALLWASH



LOGIC 60 R WALLWASH

# LOGIC 60 R MOON



LOGIC 60 R A MOON

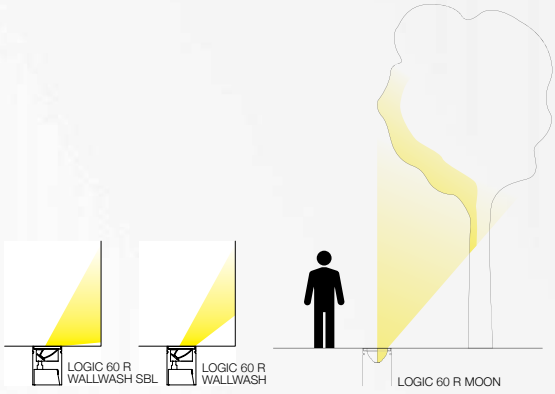

WIRELESS CONTROL
Suitable for all dimmable luminaires.
CTRL DELTA R

**TECHNICAL DATA** ▸ PAG TEC 4

## LOGIC 60 R WALLWASH

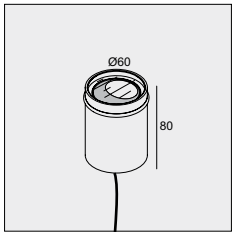


61 x 100

| 3000K / CRI>80 | |
|---|---|
| LED 4W / 335lm / 24V-DC | |
| WALLWASH | WALLWASH + SBL |
| **213 45 212** ◇ | **213 45 2125** ◇ |

◇ ANO

INCL.1 x CABLE H05 RN-F 2 x 1mm² 0,5m
IEC 60598-2-13 : max.150kg 25N/cm²
ESG 5mm

III 0,6 IP67

**REQUIREMENTS**
LED POWER SUPPLY 24V-DC

**OPTIONS**
CBOX ▸ **216 12 00**
LOGIC 60 BOX R ▸ **213 19 10**
IP68 CONNECTION KIT ▸ **216 12 01**
IP68 CONNECTOR 3P ▸ **216 12 02**

## LOGIC 60 R MOON

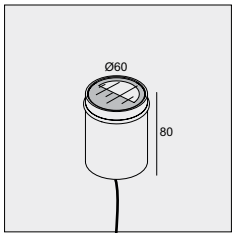


61 x 100

| 3000K / CRI>90 |
|---|
| LED [H] 7,1W / 805lm / 350mA |
| 20° |
| **213 45 10 811 932** ◇ |

◇ ANO

INCL.1 x CABLE H05 RN-F 2 x 1mm² 0,5m
IEC 60598-2-13 : max.150kg 25N/cm²
ESG 5mm

III 0,6 IP67

**REQUIREMENTS**
LED POWER SUPPLY 350mA-DC / DIM

**OPTIONS**
CBOX ▸ **216 12 00**
LOGIC 60 BOX R ▸ **213 19 10**
IP68 CONNECTION KIT ▸ **216 12 01**
IP68 CONNECTOR 3P ▸ **216 12 02**

## LOGIC 60 R A MOON

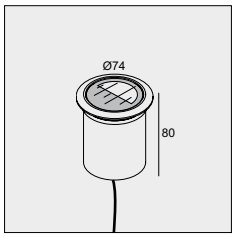


61 x 100

| 3000K / CRI>90 |
|---|
| LED [H] 7,1W / 805lm / 350mA |
| 20° |
| **213 46 10 811 932** ◇ |

◇ ANO / B (BLACK ANODISED)

INCL.1 x CABLE H05 RN-F 2 x 1mm² 0,5m
IEC 60598-2-13 : max.150kg 25N/cm²
ESG 5mm

III 0,6 IP67

**REQUIREMENTS**
LED POWER SUPPLY 350mA-DC / DIM

**OPTIONS**
CBOX ▸ **216 12 00**
LOGIC 60 BOX R ▸ **213 19 10**
IP68 CONNECTION KIT ▸ **216 12 01**
IP68 CONNECTOR 3P ▸ **216 12 02**

# LOGIC R / S

Aliquondam omnin Itas ia abem inturis porunum num det, C. Habus, neri superem publium inte orterius, essenatum patus tum a num con vermihilin temula vir popoenti publicibus, num alicae, coenatur. Roreseri, untestam di condiem ret L. Alat in re in tantil ti, nosteatus patum nimis iam hostili amquod fuid mus ces! Omactum ad constris deesteriam ante puli patorent. Num deo, su simmortiu et? Sime virmis co etra vis, nos, oc fur ut oca L. Batabis presuam viures Catiam ta Sp. Serri ium pra adhus mus, ut qua L. Opulis. Scis ficaedo, et dicites imissusulem ut L. Verox notiam de consus conlocu rberem, unum peroxim aionstifec rei clest fuem hore, Cata te manulicio, vatiu cultum in nestiocto adessereme nihilis ad confecon num adhum ina, et esi sa comnerei inatiliciam tus nonihinatius nes ori converum pribunum facta ex n



LOGIC R A

# LOGIC R WALLWASH



LOGIC R WALLWASH



LOGIC S - IP68 CONNECTOR 3P



LOGIC R WALLWASH SBL



LOGIC R WALLWASH

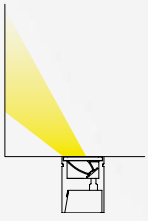

LOGIC R WALLWASH

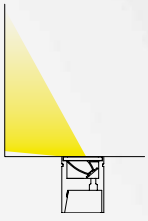

LOGIC R WALLWASH SBL

WIRELESS CONTROL
Suitable for all dimmable luminaires.
CTRL DELTA R

TECHNICAL DATA ▸ PAG TEC 4

## LOGIC R

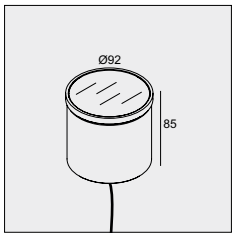


93 x 125

**OPTIONS**
GENIE BOX 90 R ▸ **213 19 09**
CBOX ▸ **216 12 00**

| 3000K / CRI>90 | | |
|---|---|---|
| LED 7,1W / 805lm / 350mA | | |
| 11° | 30° | 55° |
| **213 47 811 931** ◇ | **213 47 811 932** ◇ | **213 47 811 933** ◇ |
| ◇ ANO | | |
| 100-240V / 50-60Hz | | |

INCL.CABLE H05 RN-F 2 x 1mm² 0,5m
INCL.IP68 CONNECTOR 3P
IEC 60598-2-13: max.150kg 25N/cm²
ESG 5mm

☐ 1,0 IP67

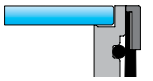
RECESSED TRIM

## LOGIC R A

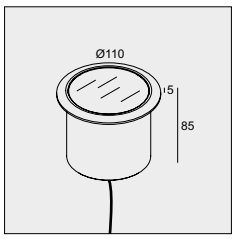


93 x 125

**OPTIONS**
GENIE BOX 90 R ▸ **213 19 09**
CBOX ▸ **216 12 00**

| 3000K / CRI>90 | | |
|---|---|---|
| LED 7,1W / 805lm / 350mA | | |
| 11° | 30° | 55° |
| **213 48 811 931** ◇ | **213 48 811 932** ◇ | **213 48 811 933** ◇ |
| ◇ ANO / B (BLACK ANODISED) | | |
| 100-240V / 50-60Hz | | |

INCL.CABLE H05 RN-F 2 x 1mm² 0,5m
INCL.IP68 CONNECTOR 3P
IEC 60598-2-13: max.150kg 25N/cm²
ESG 5mm

☐ 1,0 IP67

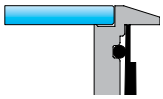
SURFACE MOUNTED TRIM

## LOGIC S

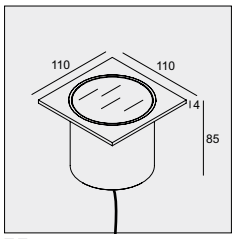


112 x 112 x 125

**OPTIONS**
GENIE BOX 80 S / 90 S ▸ **213 19 08**
CBOX ▸ **216 12 00**

| 3000K / CRI>90 | | |
|---|---|---|
| LED 7,1W / 805lm / 350mA | | |
| 11° | 30° | 55° |
| **213 49 811 931** ◇ | **213 49 811 932** ◇ | **213 49 811 933** ◇ |
| ◇ ANO | | |
| 100-240V / 50-60Hz | | |

INCL.CABLE H05 RN-F 2 x 1mm² 0,5m
INCL.IP68 CONNECTOR 3P
IEC 60598-2-13: max.150kg 25N/cm²
ESG 5mm

☐ 1,1 IP67

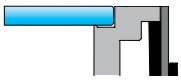
RECESSED TRIM

## LOGIC R WALLWASH

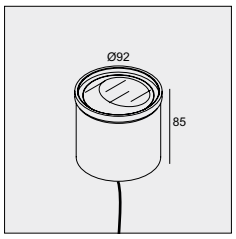


93 x 125

**OPTIONS**
GENIE BOX 90 R ▸ **213 19 09**
CBOX ▸ **216 12 00**

| 3000K / CRI>90 | |
|---|---|
| LED 7,1W / 805lm / 350mA | |
| WALLWASH | WALLWASH + SBL |
| **213 473 811 930** ◇ | **213 474 811 930** ◇ |
| ◇ ANO | |
| 100-240V / 50-60Hz | |

INCL.CABLE H05 RN-F 2 x 1mm² 0,5m
INCL.IP68 CONNECTOR 3P
IEC 60598-2-13: max.150kg 25N/cm²
ESG 5mm

☐ 1,0 IP67

## LOGIC R A WALLWASH

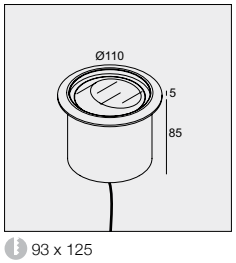


93 x 125

**OPTIONS**
GENIE BOX 90 R ▸ **213 19 09**
CBOX ▸ **216 12 00**

| 3000K / CRI>90 | |
|---|---|
| LED 7,1W / 805lm / 350mA | |
| WALLWASH | WALLWASH + SBL |
| **213 483 811 930** ◇ | **213 484 811 930** ◇ |
| ◇ ANO / B (BLACK ANODISED) | |
| 100-240V / 50-60Hz | |

INCL.CABLE H05 RN-F 2 x 1mm² 0,5m
INCL.IP68 CONNECTOR 3P
IEC 60598-2-13: max.150kg 25N/cm²
ESG 5mm

☐ 1,0 IP67

# LOGIC R OK





LOGIC R OK - IP68 CONNECTOR 3P MOISTURE LOCK



ADJUSTABLE 0°-30° / 355°



LOGIC R OK BOX

WIRELESS CONTROL CTRL DELTA R
Suitable for all dimmable luminaires.

**TECHNICAL DATA** ▸ PAG TEC 4

## LOGIC R OK

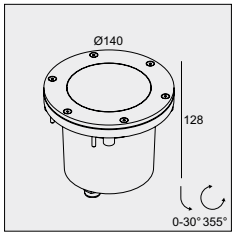


| 3000K / CRI>90 | |
|---|---|
| LED [F] 2W / 229lm / 700mA<br>LED [F] 3,2W / 319lm / 1050mA | LED [H] 7,1W / 805lm / 350mA<br>LED [H] 10,4W / 1118lm / 500mA |
| 6° | 30° |
| **213 502 931** ◇ | **213 501 811 932** ◇ |

◇ ANO

INCL.CABLE H05 RN-F 2 x 1mm² 0,5m
INCL.IP68 CONNECTOR 3P
IEC 60598-2-13: max.150kg 25N/cm²
ESG 5mm

1,1 IP67

KIT x 195

**REQUIREMENTS**
LED POWER SUPPLY 350-500-700-1050mA-DC / DIM

**OPTIONS**
LOGIC R OK BOX R ▸ **213 50 10**
IP68 CONNECTION KIT ▸ **216 12 01**



GOVAERT & VANHOUTTE



STUDIO 2 ARCHITECTS


ARCHITECT MEGÈVE DESIGN





ARCHITECT: WARREN AND MAHONEY
PHOTOGRAPHY: MARINA MATHEWS



# LOGIC F



LOGIC F2

WIRELESS CONTROL
Suitable for all dimmable luminaires.
CTRL DELTA R

**TECHNICAL DATA** ▸ PAG TEC 4

## LOGIC F1

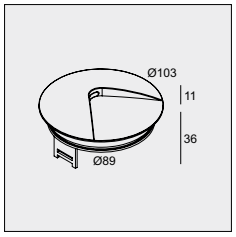


93 x 40

| |
|---|
| 3000K / CRI>80 |
| LED 0,6W / 40lm / 24V-DC |
| **213 47 112** ◇ |
| ◇ A |
| max.600kg |
| III 0,3 IP67 |

**REQUIREMENTS**
LED POWER SUPPLY 24V-DC
**OPTIONS**
GENIE BOX 90R ▸ **213 19 09**
CBOX ▸ **216 12 00**

## LOGIC F2

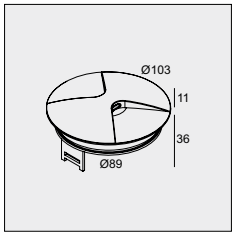


93 x 40

| |
|---|
| 3000K / CRI>80 |
| 2 x LED 0,6W / 40lm / 24V-DC |
| **213 47 122** ◇ |
| ◇ A |
| max.600kg |
| III 0,3 IP67 |

**REQUIREMENTS**
LED POWER SUPPLY 24V-DC
**OPTIONS**
GENIE BOX 90R ▸ **213 19 09**
CBOX ▸ **216 12 00**



MENTION KIKA BRAZ ARCHITECTS AND URBAN PLANNERS
LIGHTING DESIGN RAMA MENDELSOHN



MENTION KIKA BRAZ ARCHITECTS AND URBAN PLANNERS
LIGHTING DESIGN RAMA MENDELSOHN

# FLOOR
# SURFACE

The range of exterior floor fixtures constitutes the ideal directional or mood lighting. Position the fixtures at regular intervals to light garden paths, or use them throughout your landscape design for additional style and atmosphere.
As in the wall surface range, several bollards combine LED with a lens. The light effect is reinforced, resulting in maximum beam spread and powerful play of light.
Outdoor fixtures using a lens provide a unique effect when used on their own, but can also add an attractive and artistic touch when used in a composition or well planned set-up. The striking light silhouettes enable you to play with light on wall, floor or ceiling.

**www.deltalight.com/EFS**

To discover more, or download technical files of your preferred product,
just add the product reference (without colour) or name to the deltalight.com url.
E.g. www.deltalight.com/41431811922 or www.deltalight.com/spy-trimless



# INDEX



NEW
**SPYKER**
EXT 1027


**AULA**
EXT 1039


NEW
**ELBO**
EXT 1053


**STRIPER**
EXT 1071


**TWEETER X P**
EXT 1029


**BOTANIC**
EXT 1039


NEW
**BRIDGE**
EXT 1055


**MONOPOL**
EXT 1071


**BAZIL**
EXT 1029


**STEVIE**
EXT 1039


NEW
**OBLIX R**
EXT 1059


NEW
**POLESANO**
EXT 1087


**KIX S**
EXT 1033


**BUTLER P**
EXT 1043


**OBLIX**
EXT 1061


**KIX M**
EXT 1033


**MONTUR MINI P**
EXT 1047


NEW
**ASTRIX**
EXT 1067


**KIX**
EXT 1033


**MONTUR P**
EXT 1049


NEW
**ASTRIX D**
EXT 1067

| | |
|---|---|
| ASTRIX | EXT 1067 |
| ASTRIX D | EXT 1067 |
| AULA | EXT 1039 |
| BAZIL | EXT 1029 |
| BOTANIC | EXT 1039 |
| BUTLER P | EXT 1043 |
| ELBO | EXT 1053 |
| ELBO BRIDGE | EXT 1055 |
| KIX | EXT 1033 |
| KIX M | EXT 1033 |
| KIX S | EXT 1033 |
| MONOPOL | EXT 1071 |
| MONTUR MINI P | EXT 1047 |
| MONTUR P | EXT 1049 |
| OBLIX | EXT 1061 |
| OBLIX R | EXT 1059 |
| POLESANO | EXT 1078 |
| SPYKER II | EXT 1027 |
| STIEVIE | EXT 1039 |
| STRIPER | EXT 1071 |
| TWEETER X P | EXT 1029 |

DON'T MISS THESE WALL LUMINAIRES
SEE OUTDOOR LIGHTING **WALL SURFACE CHAPTER**



NEW

# SPYKER





SPYKER CENTRIC



SPYKER

WIRELESS CONTROL
Suitable for all dimmable luminaires.
CTRL DELTA R
**TECHNICAL DATA** ▸ PAG TEC 4

## SPYKER

NEW
IK08

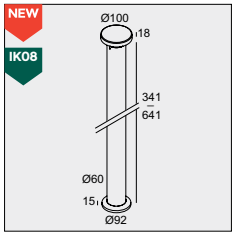


| | |
|---|---|
| 3000K / CRI>90 | |
| LED 7,1W / 805lm / 350mA | |
| H 341mm / 1,1 | H 641mm / 1,5 |
| **20012 9300** ◇ | **20013 9300** ◇ |
| ◇ A / N | |
| 120-240V / 50-60Hz | |
| IP55 | |

**OPTIONS**
CBOX ▸ **216 12 00**
IP68 CONNECTION KIT ▸ **216 12 01**
IP68 CONNECTOR 3P ▸ **216 12 02**
PIN 11 ▸ **229 01 11**

## SPYKER CENTRIC

NEW
IK08

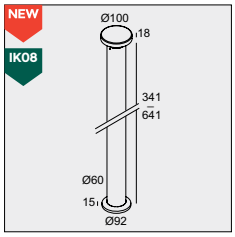


| | |
|---|---|
| 3000K / CRI>90 | |
| LED 7,1W / 805lm / 350mA | |
| H 341mm / 1,1 | H 641mm / 1,5 |
| **20015 9300** ◇ | **20016 9300** ◇ |
| ◇ A / N | |
| 120-240V / 50-60Hz | |
| IP55 | |

**OPTIONS**
CBOX ▸ **216 12 00**
IP68 CONNECTION KIT ▸ **216 12 01**
IP68 CONNECTOR 3P ▸ **216 12 02**
PIN 11 ▸ **229 01 11**

# TWEETER X P

PATENTED EX-CENTRIC ROTATION SYSTEM®

GOOD DESIGN award

German Design Award





# BAZIL

GOOD DESIGN award



## TWEETER X P

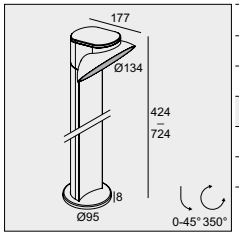


| | |
|---|---|
| 3000K / CRI>90 | |
| LED 7,1W / 805lm / 350mA | |
| H 424mm / 1,4 | H 724mm / 2,6 |
| **206 43 811 930** ◇ | **206 46 811 930** ◇ |
| ◇ N | |
| 120-240V / 50-60Hz | |
| INCL.GLASS SBL | |
| IP65 | |

**OPTIONS**
CBOX ▸ **216 12 00**
IP68 CONNECTION KIT ▸ **216 12 01**
IP68 CONNECTOR 3P ▸ **216 12 02**
PIN 11 ▸ **229 01 11**

## BAZIL

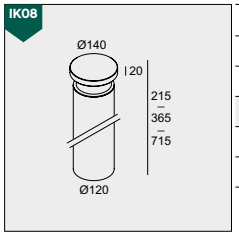


| | | |
|---|---|---|
| 3000K / CRI>80 | | |
| LED CLUSTER 11W / 735lm / 500mA | LED CLUSTER 15W / 1020lm / 700mA | LED CLUSTER 15W / 1020lm / 700mA |
| H 215mm / 3,2 | H 365mm / 3,7 | H 715mm / 4,7 |
| **222 121 12** ◇ | **222 123 12** ◇ | **222 126 12** ◇ |
| ◇ A-ANO / N-ANO | | |
| 220-240V / 50-60Hz | | |
| IP55 | | |

**OPTIONS**
CBOX ▸ **216 12 00**
IP68 CONNECTION KIT ▸ **216 12 01**
IP68 CONNECTOR 3P ▸ **216 12 02**
PIN 3 ▸ **229 01 03**





GOVAERT & VANHOUTTE

# KIX



## KIX S PIN

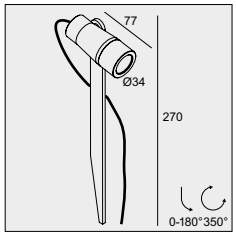


| |
|---|
| 3000K / CRI>80 |
| LED [A] 1,1W / 120lm / 350mA<br>LED [A] 1,6W / 168lm / 500mA<br>LED [A] 2,3W / 223lm / 700mA |
| 10° |
| **232 09 831**◇ |
| ◇ N |
| INCL.1 x CABLE H05 RN-F 2 x 1mm² 2m |
| 0,3 IP65 |

**REQUIREMENTS**
LED POWER SUPPLY 350-500-700mA-DC / DIM

**OPTIONS**
CBOX ▸ **216 12 00**
IP68 CONNECTION KIT ▸ **216 12 01**
IP68 CONNECTOR 3P ▸ **216 12 02**

## KIX M PIN

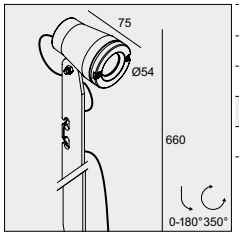


| | |
|---|---|
| 3000K / CRI>80 | |
| LED [B] 3,3W / 307lm / 1050mA | LED [D] 6,4W / 587lm / 350mA |
| 10° | 30° |
| **232 13 831** ◇ | **232 13 933** ◇ |
| ◇ A / N | |
| INCL.1 x CABLE H05 RN-F 2 x 1mm² 2m<br>INCL.1 x KAP STRIPER B (REMOVABLE) | |
| 0,6 IP55 | |

**REQUIREMENTS**
LED POWER SUPPLY 350-1050mA-DC / DIM

**OPTIONS**
CBOX ▸ **216 12 00**
IP68 CONNECTION KIT ▸ **216 12 01**
IP68 CONNECTOR 3P ▸ **216 12 02**

## KIX PIN

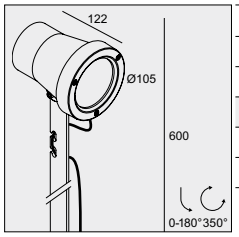


| | | | |
|---|---|---|---|
| 3000K / CRI>90 | | | |
| LED 7,1W / 805lm / 350mA | | | |
| 11° | 30° | 55° | 120° |
| **232 11 811 931** ◇ | **232 11 811 932** ◇ | **232 11 811 933** ◇ | **232 11 811 930** ◇ |
| ◇ A / N | | | |
| 100-240V / 50-60Hz | | | |
| INCL.1 x CABLE H05 RN-F 2 x 1mm² 2m | | | |
| 1,2 IP65 | | | |

**OPTIONS**
CBOX ▸ **216 12 00**
IP68 CONNECTION KIT ▸ **216 12 01**
IP68 CONNECTOR 3P ▸ **216 12 02**

**ACCESSORIES**
KAP KIX ▸ **232 10 00 N**
HONEYCOMB KIX ▸ **232 10 03 N**

## KIX HP PIN

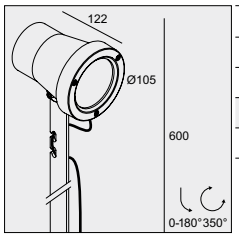


| | | |
|---|---|---|
| 3000K / CRI>90 | | |
| LED [J] 16,8W / 2075lm / 500mA | | |
| 11° | 30° | 55° |
| **232 11 21 931** ◇ | **232 11 21 932** ◇ | **232 11 21 933** ◇ |
| ◇ A / N | | |
| INCL.1 x CABLE H05 RN-F 2 x 1mm² 2m | | |
| 1,0 IP65 | | |

**REQUIREMENTS**
LED POWER SUPPLY 500mA-DC / DIM

**OPTIONS**
CBOX ▸ **216 12 00**
IP68 CONNECTION KIT ▸ **216 12 01**
IP68 CONNECTOR 3P ▸ **216 12 02**

**ACCESSORIES**
KAP KIX ▸ **232 10 00 N**
HONEYCOMB KIX ▸ **232 10 03 N**









# AULA



# BOTANIC



# STIEVIE



## AULA

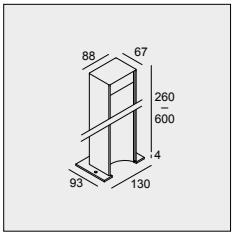


| | |
|---|---|
| 3000K / CRI>90 | |
| LED 7,1W / 805lm / 350mA | |
| H 260mm / 1,8 | H 600mm / 2,5 |
| **318 14 811 930** ◇ | **318 17 811 930** ◇ |
| ◇ = G-W | |
| 220-240V / 50-60Hz | |
| IP55 | |

**OPTIONS**
CBOX ▸ **216 12 00**
IP68 CONNECTION KIT ▸ **216 12 01**
IP68 CONNECTOR 3P ▸ **216 12 02**
PIN 15 ▸ **229 01 15**

## BOTANIC

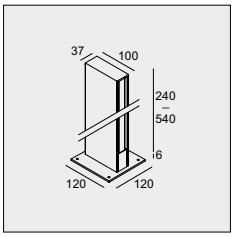


| | |
|---|---|
| 3000K / CRI>80 | |
| 2 x LEDSTRIP 1W / 110lm / 24V-DC | 2 x LEDSTRIP 2,6W / 275lm / 24V-DC |
| H 240mm / 1,9 | H 540mm / 3,6 |
| **317 12 22** ◇ | **317 15 22** ◇ |
| ◇ A / G | |
| 220-240V / 50-60Hz | |
| IP55 | |

**OPTIONS**
CBOX ▸ **216 12 00**
IP68 CONNECTION KIT ▸ **216 12 01**
IP68 CONNECTOR 3P ▸ **216 12 02**
PIN 14 ▸ **229 01 14**

## STIEVIE

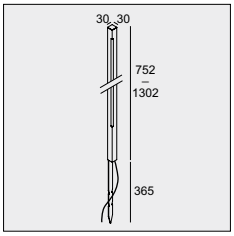


| | |
|---|---|
| 3000K / CRI>80 | |
| LED TUBE 6W / 513lm / 24V-DC | LED TUBE 10W / 873lm / 24V-DC |
| H 752mm / 0,8 | H 1302mm / 1,3 |
| **270 73 075** ◇ | **270 73 130** ◇ |
| ◇ N | |
| INCL.1 x CABLE H05 RN-F 2 x 1mm² 2m<br>INCL.PIN | |
| IP65 | |

**REQUIREMENTS**
LED POWER SUPPLY 24V-DC

**OPTIONS**
CBOX ▸ **216 12 00**
IP68 CONNECTION KIT ▸ **216 12 01**
IP68 CONNECTOR 3P ▸ **216 12 02**





# BUTLER P

For one of the ranges launched at Light+Building in 2016, we joined forces with renowned artist / designer Arik Levy. The result is Butler, a surprising collection of exterior and interior luminaires.

Arik Levy is an artist, technician, photographer, designer, video artist... his skills are multi–disciplinary and his work can be seen in prestigious galleries and museums worldwide. The Butler is the first design by Arik for Delta Light®.

The fine line between the indoor territory and outdoors today is blurrier than ever. Furniture and indoor living elements are drifting outdoors in style and function. The experience, comfort and style of our living rooms is extended to our garden.

The inspiration for this collection was a coincidence of different elements, and a physical metaphor. On one hand it's a re-interpretation of a well-known archetype, the most obvious classic lamp shade as we know it for many many years.
The coincidental element came from Arik cycling through Paris years ago, passing by a big pile of folded paper, used to create the well-known plissé fashion classics. While its zig-zag shape recalls the past, it also creates a unique play of light. During the day the natural light enhances its form and creates shadow all around the shade... at night the light emitted casts a cozy and intimate light wherever the Butler is installed.

**DESIGN BY ARIK LEVY & DELTA LIGHT®**
**www.deltalight.com/butlerbyariklevy**

GOOD DESIGN award



WIRELESS CONTROL
Suitable for all dimmable luminaires.
CTRL DELTA R

**TECHNICAL DATA** ▸ PAG TEC 4

## BUTLER P

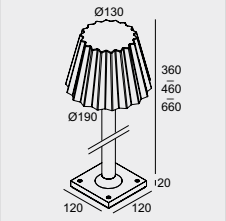


| | | |
|---|---|---|
| 3000K / CRI>90 | | |
| LED CLUSTER 16W / 1216lm | | |
| MAINS DIMMING (FE) | | |
| H 380mm / 1,4 | H 480mm / 1,6 | H 680mm / 1,8 |
| **222 03 11 93** ◇ | **222 03 21 93** ◇ | **222 03 31 93** ◇ |
| ◇ B | | |
| 220-240V / 50-60Hz | | |
| IP56 | | |

**OPTIONS**
CBOX ▸ **216 12 00**
IP68 CONNECTION KIT ▸ **216 12 01**
IP68 CONNECTOR 3P ▸ **216 12 02**
PIN 3 ▸ **229 01 03**

## BUTLER P DOWN-UP

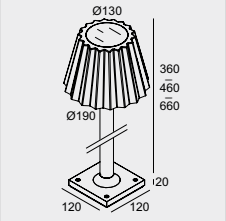


| | | |
|---|---|---|
| 3000K / CRI>90 | | |
| LED CLUSTER 6W / 600lm (UP)<br>LED CLUSTER 10W / 760lm (DOWN) | | |
| MAINS DIMMING (FE) | | |
| H 380mm / 1,4 | H 480mm / 1,6 | H 680mm / 1,8 |
| **222 03 12 93** ◇ | **222 03 22 93** ◇ | **222 03 32 93** ◇ |
| ◇ B | | |
| 220-240V / 50-60Hz | | |
| IP56 | | |

**OPTIONS**
CBOX ▸ **216 12 00**
IP68 CONNECTION KIT ▸ **216 12 01**
IP68 CONNECTOR 3P ▸ **216 12 02**
PIN 3 ▸ **229 01 03**





NEW

# MONTUR MINI S P



WIRELESS CONTROL
Suitable for all dimmable luminaires.
CTRL DELTA R

**TECHNICAL DATA** ▸ PAG TEC 4

## MONTUR MINI S P

NEW
IK07

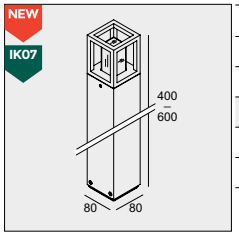


| | |
|---|---|
| 3000K / CRI>80 | |
| LED 7,1W / 965lm / 350mA | |
| H 400mm / 1,5 | H 600mm / 1,9 |
| **232 942 83** ◇ | **232 962 83** ◇ |
| ◇ B | |
| 100-240V / 50-60Hz | |
| IP55 | |

**OPTIONS**
CBOX ▸ **216 12 00**
IP68 CONNECTION KIT ▸ **216 12 01**
IP68 CONNECTOR 3P ▸ **216 12 02**
PIN 2 ▸ **229 01 02**
PLATE 2 ▸ **229 02 02**

# MONTUR P

GOOD DESIGN award



WIRELESS CONTROL
Suitable for all dimmable luminaires.
CTRL DELTA R

**TECHNICAL DATA** ▸ PAG TEC 4

## MONTUR R P LED

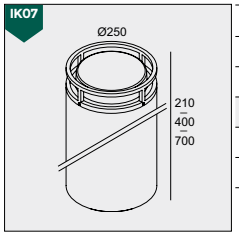


| | | |
|---|---|---|
| 3000K / CRI>80 | | |
| LED CLUSTER 6W / 1000lm / 350mA | | |
| H 210mm / 5,7 | H 400mm / 10,2 | H 700mm / 15,0 |
| **232 722 83** ◇ | **232 742 83** ◇ | **232 772 83** ◇ |
| ◇ B | | |
| 100-240V / 50-60Hz | | |
| INCL.GLASS OPAL | | |
| □ IP55 | | |

**OPTIONS**
CBOX ▸ **216 12 00**
IP68 CONNECTION KIT ▸ **216 12 01**
IP68 CONNECTOR 3P ▸ **216 12 02**

## MONTUR S P LED

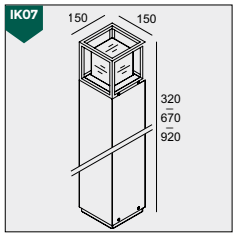


| | | |
|---|---|---|
| 3000K / CRI>80 | | |
| LED 6W / 960lm / 350mA | | |
| H 320mm / 3,3 | H 670mm / 5,0 | H 920mm / 6,4 |
| **232 432 83** ◇ | **232 472 83** ◇ | **232 492 83** ◇ |
| ◇ B | | |
| 100-240V / 50-60Hz | | |
| INCL.GLASS OPAL | | |
| ◇ IP55 | | |

**OPTIONS**
CBOX ▸ **216 12 00**
IP68 CONNECTION KIT ▸ **216 12 01**
IP68 CONNECTOR 3P ▸ **216 12 02**
PLATE 3 ▸ **229 02 03**

## MONTUR L P LED

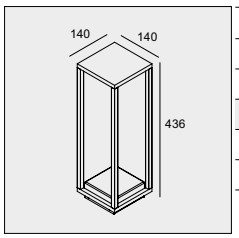


| |
|---|
| 3000K / CRI>80 |
| LED CLUSTER 13,3W / 1250lm / 500mA |
| MAINS DIMMING (FE) |
| **232 659 83** ◇ |
| ◇ B |
| 110-240V / 50-60Hz |
| MAINS DIMMING (FE) |
| □ 1,6 IP54 |

**OPTIONS**
CBOX ▸ **216 12 00**
IP68 CONNECTION KIT ▸ **216 12 01**
IP68 CONNECTOR 3P ▸ **216 12 02**
PLATE 3 ▸ **229 02 03**



ARCHITECT GEORGE MORENO & PARTNERS
LIGHTING DESIGNER LED LIFE PANAMA



GOVAERT & VANHOUTTE

NEW

# ELBO



ELBO SYMMETRIC P



ELBO ASYMMETRIC P



ELBO SBL P 600 B + ELBO RASTER B

## ELBO SBL P

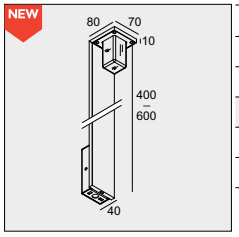


| 3000K / CRI>80 | |
|---|---|
| LED 7,1W / 965lm / 350mA | |
| H 400mm / 1,1 | H 600mm / 1,5 |
| **223 44 83** ◇ | **223 46 83** ◇ |
| ◇ A / B | |
| 100-240V / 50-60Hz | |
| IP55 | |

**OPTIONS**
CBOX ▸ **216 12 00**
IP68 CONNECTION KIT ▸ **216 12 01**
IP68 CONNECTOR 3P ▸ **216 12 02**
PIN 11 ▸ **229 01 11**

**ACCESSORIES**
ELBO RASTER ▸ **223 99 01** ◇ B

## ELBO SYMMETRIC P

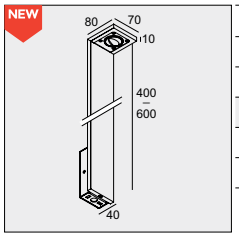


| 3000K / CRI>80 | |
|---|---|
| LED 4,1W / 420lm / 350mA | |
| H 400mm / 1,0 | H 600mm / 1,4 |
| **223 24 83** ◇ | **223 26 83** ◇ |
| ◇ A / B | |
| 100-240V / 50-60Hz | |
| IP55 | |

**OPTIONS**
CBOX ▸ **216 12 00**
IP68 CONNECTION KIT ▸ **216 12 01**
IP68 CONNECTOR 3P ▸ **216 12 02**
PIN 11 ▸ **229 01 11**

## ELBO ASYMMETRIC P

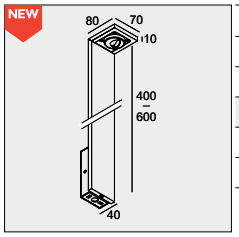


| 3000K / CRI>80 | |
|---|---|
| LED 4,1W / 420lm / 350mA | |
| H 400mm / 1,0 | H 600mm / 1,4 |
| **223 34 83** ◇ | **223 36 83** ◇ |
| ◇ A / B | |
| 100-240V / 50-60Hz | |
| IP55 | |

**OPTIONS**
CBOX ▸ **216 12 00**
IP68 CONNECTION KIT ▸ **216 12 01**
IP68 CONNECTOR 3P ▸ **216 12 02**
PIN 11 ▸ **229 01 11**

## ELBO RASTER

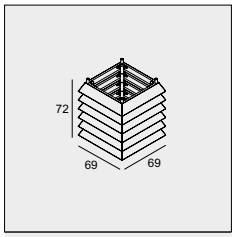


| **223 99 01** ◇ |
|---|
| ◇ B |
| 0,1 |

NEW

# ELBO BRIDGE P



WIRELESS CONTROL
Suitable for all dimmable luminaires.
CTRL DELTA R

**TECHNICAL DATA** ▸ PAG TEC 4

## ELBO BRIDGE P

NEW

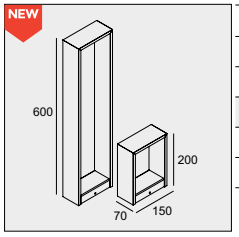


| | |
|---|---|
| 3000K / CRI>80 | |
| LED 4,1W / 420lm / 350mA | |
| H 200mm / 1,0 | H 600mm / 1,8 |
| **223 122 83** ◇ | **223 126 83** ◇ |
| ◇ A / B | |
| 100-240V / 50-60Hz | |
| INCL.SYMMETRIC LENS | |
| ☐ IP55 | |

**OPTIONS**
CBOX ▸ **216 12 00**
IP68 CONNECTION KIT ▸ **216 12 01**
IP68 CONNECTOR 3P ▸ **216 12 02**
PIN 4 ▸ **229 01 04**





NEW

# OBLIX R



WIRELESS CONTROL
Suitable for all dimmable luminaires.
CTRL DELTA R
TECHNICAL DATA ▸ PAG TEC 4

## OBLIX R

NEW
IK08

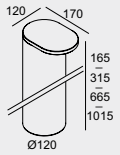


| 3000K / CRI>90 | | | |
|---|---|---|---|
| LED 7,1W / 805lm / 350mA | | | LED 10,4W / 1118lm / 500mA |
| H 165mm / 2,0 | H 315mm / 2,5 | H 665mm / 3,4 | H 1015mm / 4,8 |
| **15119 9300** ◇ | **15120 9300** ◇ | **15121 9300** ◇ | **15122 9300** ◇ |
| ◇ N | | | |
| 120-240V / 50-60Hz | | | |
| ☐ IP55 | | | |

**OPTIONS**
CBOX ▸ **216 12 00**
IP68 CONNECTION KIT ▸ **216 12 01**
IP68 CONNECTOR 3P ▸ **216 12 02**
PIN 3 ▸ **229 01 03**

NEW

# OBLIX



## OBLIX S

NEW

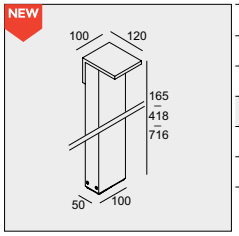


| | | |
|---|---|---|
| 3000K / CRI>90 | | |
| LED 7,1W / 805lm / 350mA | | |
| H 165mm / 1,9 | H 418mm / 2,5 | H 716mm / 3,0 |
| **15112 9300** ◇ | **15113 9300** ◇ | **15114 9300** ◇ |
| ◇ N | | |
| 120-240V / 50-60Hz | | |
| ☐ IP55 | | |

**OPTIONS**
CBOX ▸ **216 12 00**
IP68 CONNECTION KIT ▸ **216 12 01**
IP68 CONNECTOR 3P ▸ **216 12 02**
PIN 17 ▸ **15222 0170**

## OBLIX

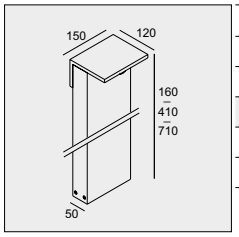


| | | |
|---|---|---|
| 3000K / CRI>90 | | |
| NEW LED 7,1W / 805lm / 350mA | | |
| H 160mm / 1,0 | H 410mm / 2,2 | H 710mm / 3,5 |
| **15118 9300** ◇ | **220 74 811 930** ◇ | **220 77 811 930** ◇ |
| ◇ A / N | | |
| 120-240V / 50-60Hz | 100-240V / 50-60Hz | |
| ☐ IP55 | | |

**OPTIONS**
CBOX ▸ **216 12 00**
IP68 CONNECTION KIT ▸ **216 12 01**
IP68 CONNECTOR 3P ▸ **216 12 02**
PIN 12 ▸ **229 01 12**
PLATE 7 ▸ **229 02 07**

## OBLIX F

NEW
IK08

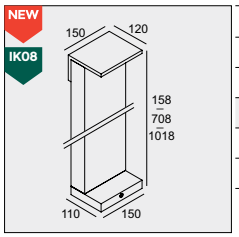


| | | |
|---|---|---|
| 3000K / CRI>90 | | |
| LED 7,1W / 805lm / 350mA | LED 10,4W / 1118lm / 500mA | |
| H 158mm / 1,4 | H 708mm / 4,3 | H 1018mm / 5,7 |
| **15117 9300** ◇ | **15115 9300** ◇ | **15116 9300** ◇ |
| ◇ A / N | | |
| 120-240V / 50-60Hz | 100-240V / 50-60Hz | |
| ☐ IP55 | | |

**OPTIONS**
CBOX ▸ **216 12 00**
IP68 CONNECTION KIT ▸ **216 12 01**
IP68 CONNECTOR 3P ▸ **216 12 02**
PIN 18 ▸ **15222 0180**







ARCHITECT LHOAS & LHOAS


trade

NEW

# ASTRIX



NEW

# ASTRIX D



## ASTRIX

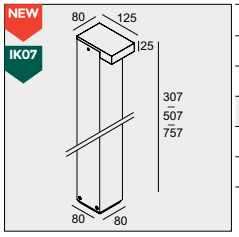


| | | |
|---|---|---|
| 3000K / CRI>90 | | |
| LED 7,1W / 805lm / 350mA | | |
| H 307mm / 1,4 | H 507mm / 1,6 | H 757mm / 1,9 |
| **14736 9300** ◇ | **14737 9300** ◇ | **14738 9300** ◇ |
| ◇ B | | |
| 120-240V / 50-60Hz | | |
| IP55 | | |

**OPTIONS**
CBOX ▸ **216 12 00**
IP68 CONNECTION KIT ▸ **216 12 01**
IP68 CONNECTOR 3P ▸ **216 12 02**
PIN 2 ▸ **229 01 02**
PLATE 2 ▸ **229 02 02**

## ASTRIX D

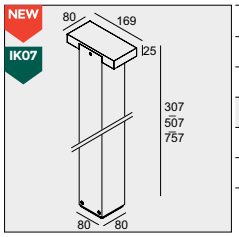


| | | |
|---|---|---|
| 3000K / CRI>90 | | |
| 2 x LED 3W / 291lm / 350mA | | |
| H 307mm / 1,6 | H 507mm / 2,0 | H 757mm / 2,5 |
| **14739 9300** ◇ | **14740 9300** ◇ | **14741 9300** ◇ |
| ◇ B | | |
| 100-240V / 50-60Hz | | |
| IP55 | | |

**OPTIONS**
CBOX ▸ **216 12 00**
IP68 CONNECTION KIT ▸ **216 12 01**
IP68 CONNECTOR 3P ▸ **216 12 02**
PIN 2 ▸ **229 01 02**
PLATE 2 ▸ **229 02 02**



INTERIEURBURO PEDRO VERHUE - ERIBO



# STRIPER





STRIPER + KAP STRIPER

# MONOPOL



WIRELESS CONTROL
Suitable for all dimmable luminaires.
CTRL DELTA R

**TECHNICAL DATA** ▸ PAG TEC 4

## STRIPER

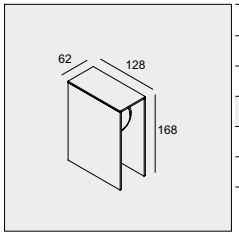


| |
|---|
| 3000K / CRI>80 |
| LED 2,3W / 223lm / 700mA |
| 4° |
| **223 00 12** ◇ |
| ◇ A / N |
| 120-240V / 50-60Hz |
| ☐ 1,0 IP55 |

**OPTIONS**
CBOX ▸ **216 12 00**
IP68 CONNECTION KIT ▸ **216 12 01**
IP68 CONNECTOR 3P ▸ **216 12 02**
PIN 1 ▸ **229 01 01**
PLATE 1 ▸ **229 02 01**

**ACCESSORIES**
KAP STRIPER ◇ ▸ **223 00 10** B

## MONOPOL LED

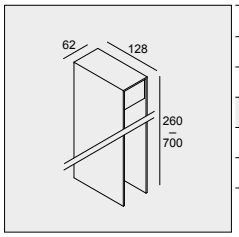


| | |
|---|---|
| 3000K / CRI>90 | |
| LED 7,1W / 805lm / 350mA | |
| H 260mm / 1,2 | H 700mm / 2,7 |
| **223 16 811 930** ◇ | **223 17 811 930** ◇ |
| ◇ A / G | |
| 100-240V / 50-60Hz | |
| ☐ IP55 | |

**OPTIONS**
CBOX ▸ **216 12 00**
IP68 CONNECTION KIT ▸ **216 12 01**
IP68 CONNECTOR 3P ▸ **216 12 02**
PIN 1 ▸ **229 01 01**
PLATE 1 ▸ **229 02 01**



CASTEL MIMI / TRANTI DESIGN






WWW.DNA-ARCHITECTEN.BE

NEW

# POLESANO

Polesano is the first collaboration in product design between Delta Light and Dean Skira. The goal was to develop a new concept in lighting instruments, designed specifically for urban settings, be that a pedestrian pathway, roadway, park, square, façade or landscape. It needed to provide maximum flexibility for the designer to combine different optical characteristics, whilst
keeping the same aesthetic for the entire system, regardless of the area.

The result is Polesano, offering modularity and flexibility, and providing personal involvement for the designer to meet specific functional and aesthetical needs of the project. Future developments can be integrating video surveillance, Wi-Fi, speakers or other IoT units.

**www.deltalight.com/POLESANO**

Graduated scale with 5° steps on both horizontal and vertical axis for better alignment of luminaires.



WIRELESS CONTROL
Suitable for all dimmable luminaires.
CTRL DELTA R
TECHNICAL DATA ▶ PAG TEC 4

## STANDARD CONFIGURATIONS

Within the Polesano Range, some standard configurations are offered, both for the pole and the luminaire.
A pole height of 4m or 6m can be chosen, either with anchor or base as installation possibilities.
Both heights allow you to have up to 4 luminaires to be mounted in standard combinations, as shown below.

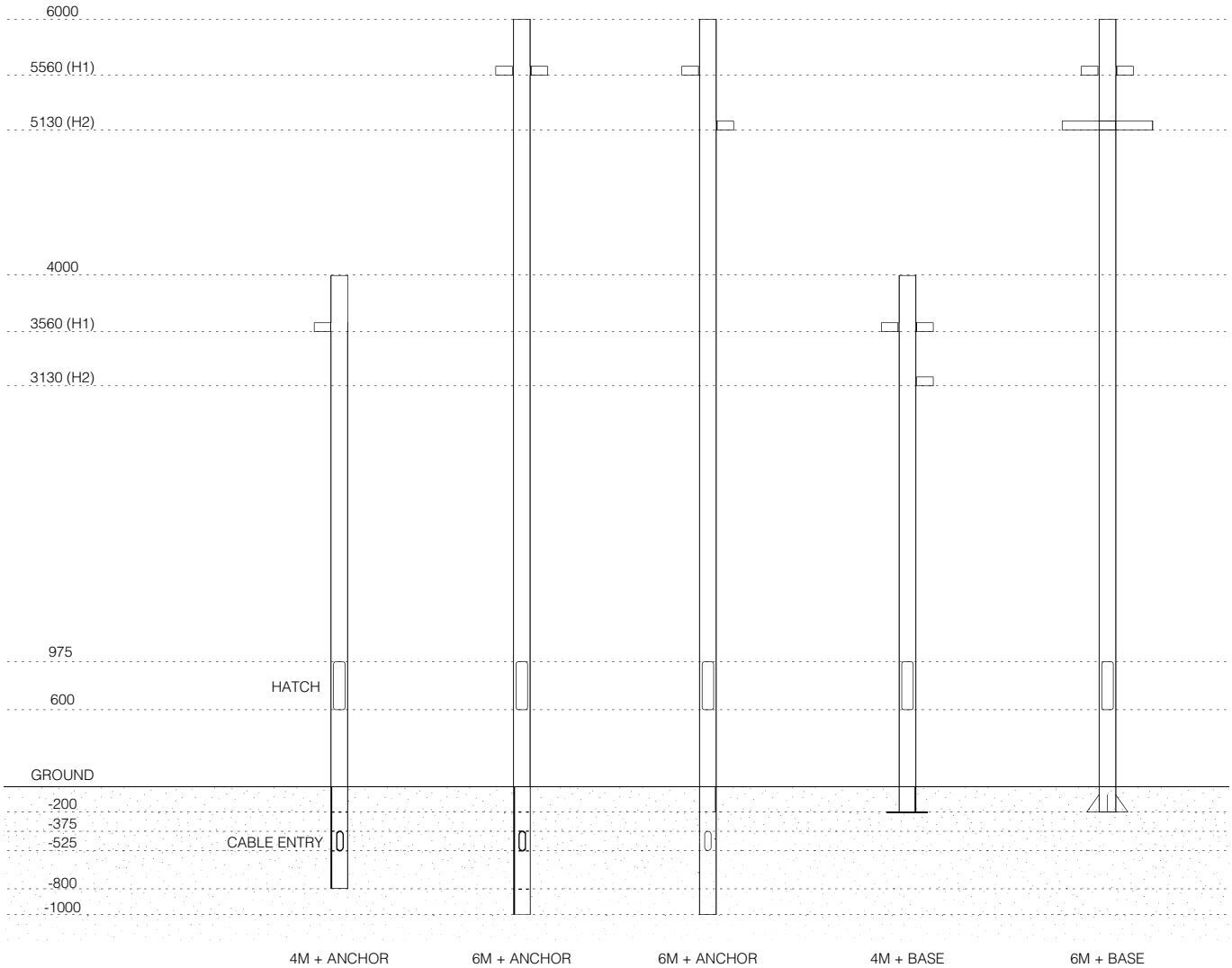


HEAD COMBINATIONS ( TOPVIEW ) :
(POSSIBLE WITH ALL TYPES OF POLE)

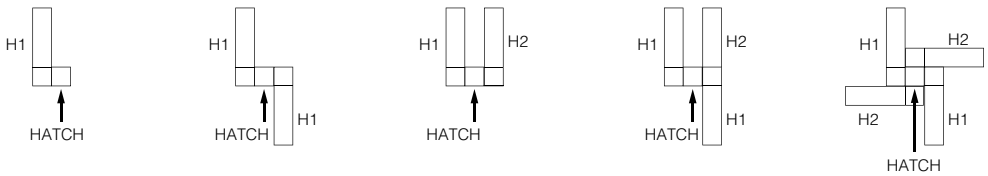

DESIGN BY **DELTA LIGHT®** & **DEAN SKIRA**

# POLESANO

| TYPE | | LUMEN PACKAGE | | CRI | | COLOUR TEMPERATURE | | LIGHT DISTRIBUTION | | FINISH |
|---|---|---|---|---|---|---|---|---|---|---|
| TYPE | | lm | | CRI | | K | | ° | | ◇ |
| 43 | 1 ADJUSTABLE | 1 | 4481lm / 42W | 7 | CRI > 70 (ON REQUEST) | 3 | 3000K | 1 | SPOT 13° | **N-B** |
| | | | | 8 | CRI > 80 | 4 | 4000K | 2 | MEDIUM 47° | **A-B** |
| | | | | | | | | 3 | FLOOD 63° | |
| | | | | | | | | 4 | STREET LIGHT | |

TYPE . . CRI lm . . K . . ° . ◇ .

43

120-277V / 50-60Hz

□ CE 4,6 IP66

IK08

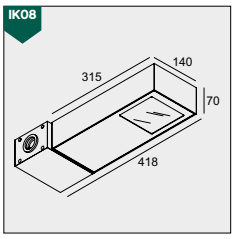


**ACCESSORIES**
HONEYCOMB S105 ◇ ▸ **431 03 01 B**
LINEAR SPREAD LENS S105 ◇ ▸ **431 03 02 B**

## ON REQUEST


CAMERA


PUCK WIFI

Next to lighting, the evolution in public infrastructure and IoT often asks for additional specifications such as video surveillance, speakers, wifi connection, USB chargers, … On request, our R&D team can have a closer look into your specific project if one of these extras is required.

## PHOTOMETRICS

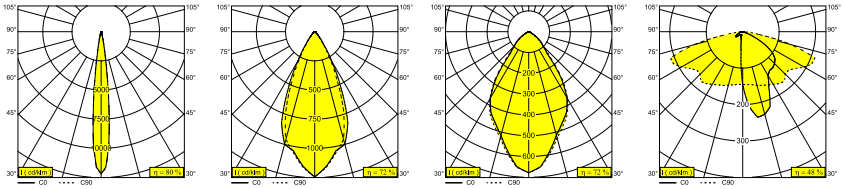

**SPOT** 13° | **MEDIUM** 47° | **FLOOD** 63° | **STREET**

## HONEYCOMB S105

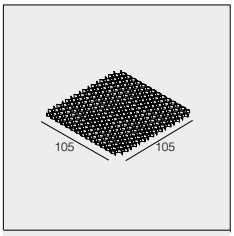


**431 03 01** ◇

◇ B

## LINEAR SPREAD LENS S105

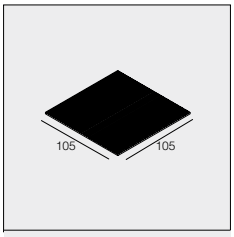


**431 03 02**

WIRELESS CONTROL Suitable for all dimmable luminaires. CTRL DELTA R

TECHNICAL DATA ▶ PAG TEC 4

# POLESANO POLE

TYPE | H | M | # | ◇

43 . . . . . . . . . .

| TYPE | | H | | M | | SERVICE | | # HEAD COMBINATIONS | | WIRING | | FINISH |
|---|---|---|---|---|---|---|---|---|---|---|---|---|
| TYPE | | H | | M | | | | # | | | | ◇ |
| 43 | 1 POLE | 400 | 4000mm | 11 | ANCHORAGE 800mm | 1 | 1 HATCH | 1 | 1 LUMINAIRE | 0 | NO WIRING* | N |
| | | | | 22 | BASE PLATE RECESSED | | | 21 | 2 LUMINAIRES 1 LEVEL | 1 | INCL. WIRING | A |
| | | 600 | 6000mm | 12 | ANCHORAGE 1000mm | | | 22 | 2 LUMINAIRES 2 LEVELS | | | |
| | | | | 32 | BASE PLATE RECESSED | | | 3 | 3 LUMINAIRES | | | |
| | | | | | | | | 4 | 4 LUMINAIRES | | | |

120-277V / 50-60Hz
INCL. 1 x CABLE H05 RN-F 2 x 1mm² / LUMINAIRE

CE 4,4 /m IP54

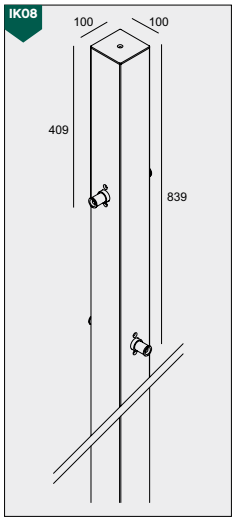


**OPTIONS**
FUSE BOX
IP54 JUNCTION BOX
IP68 CONNECTION KIT
PLATE 11 (ONLY FOR VERSION WITH BASE PLATE)

ALL ELECTRICAL CONNECTION NEED TO COMPLY WITH IP53 REGULATIONS
* ON REQUEST

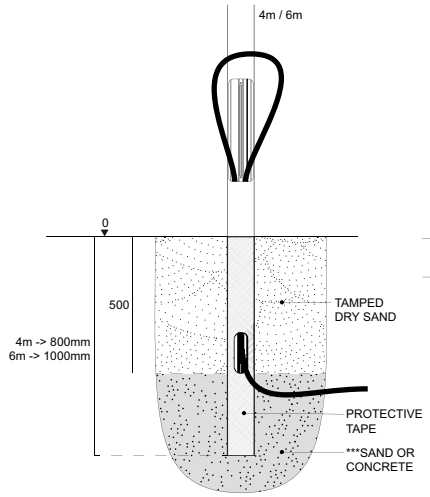


ANCHORAGE 800/1000mm

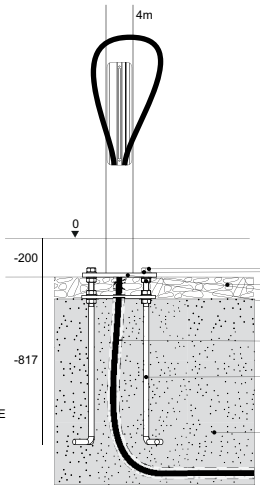


BASE PLATE RECESSED

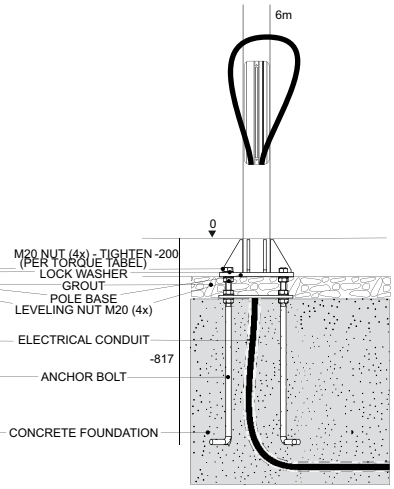


BASE PLATE RECESSED

## FUSE BOX

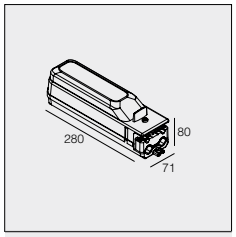


**431 99 01**

INCL.2 x FUSE 4A

## IP68 JUNCTION BOX

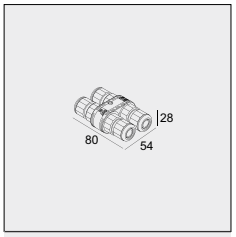


**431 99 02**

## IP68 CONNECTOR 3P

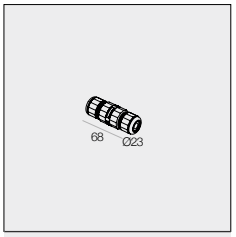


**216 12 02**

## PLATE 11

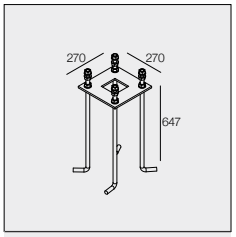


**229 02 11**

DESIGN BY **DELTA LIGHT®** & **DEAN SKIRA**

## POLESANO WALL

| | lm | | CRI | | K | | ° | | DIM | ◊ |
|---|---|---|---|---|---|---|---|---|---|---|
| 159 | . | . | . | . | . | . | . | | . | |

| LUMEN PACKAGE | | CRI | | COLOUR TEMPERATURE | | LIGHT DISTRIBUTION | | DIMMING | | FINISH |
|---|---|---|---|---|---|---|---|---|---|---|
| lm | | CRI | | K | | ° | | ° | | ◊ |
| **159** | **31** | 4481lm / 42W | **7** | CRI > 70 (ON REQUEST) | **3** | 3000K | **1** | SPOT 13° | **0** | NON DIM | **N-B** |
| 120-277V / 50-60Hz | | | **8** | CRI > 80 | **4** | 4000K | **2** | MEDIUM 47° | | | |
| CE 4,8 IP66 | | | | | | | **3** | FLOOD 63° | | | |
| | | | | | | | **4** | STREET LIGHT | | | |

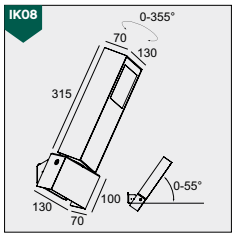


**OPTIONS**
FLOOR BASE ◊ ▸ **15923 0010 N**

**ACCESSORIES**
HONEYCOMB S105 ◊ ▸ **431 03 01 B**
LINEAR SPREAD LENS S105 ◊ ▸ **431 03 02 B**

## FLOOR BASE

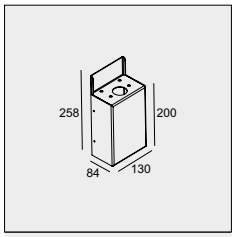


**15923 0010 ◊**

**◊ N**





TETRA ARCHITECTEN










ANGAR K

# TECHNICAL INFO

Lighting is still a fast-changing business due to the evolution in led.
On the following pages we inform you on some typical characteristics of led and show you the possibilities on how to connect, switch and dim power supplies in a correct way. Further in this chapter you can find specific technical information on options, requirements and accessories.

**OPTIONS**
Depending on the material in which the luminaire will be installed, options can be used for the installation of a luminaire but are not necessary.

**REQUIREMENTS**
Needed for a proper installation of the luminaire.

**ACCESSORIES**
To modify the beam of the luminaire.

**www.deltalight.com/tec**



# CTRL DELTA
# WIRELESS CONTROL

Delta Light introduces **CTRL DELTA**, enabling you to control and manage a selection of LED luminaires via mobile devices (Apple or Android). In essence, all dimmable luminaires can be wireless controlled, as long as the required components are either integrated or installed externally. Throughout this Lighting Bible®, the symbols below show if wireless control is possible with the luminaire in question.

CTRL DELTA IN

**CTRL DELTA INSIDE**
WIRELESS CONTROL IS STANDARD AND THE LUMINAIRE HAS THE REQUIRED COMPONENT INTEGRATED.

CTRL DELTA R

**CTRL DELTA READY**
LUMINAIRE CAN BE WIRELESS CONTROLLED, BUT REQUIRES AN EXTERNAL COMPONENT. IN ORDER TO ENSURE THE BEST INTERACTION, THIS COMPONENT NEEDS TO BE INSTALLED NEARBY THE LUMINAIRE. INSTALLATION OPTIONS NEED TO BE CHECKED ACCORDING TO THE NATURE OF THE LUMINAIRE AND THE INSTALLATION POSSIBILITIES.

**Easy to install.** You don't need any new wiring, switches, devices or networks.
Plug in the lighting fixture and pair it with your smartphone or tablet.
No other configurations needed.

**Easy to use.** You can control your lights with an intuitive and visual user interface on your smartphone or tablet.

**Easy to enjoy.** With a tap on your smartphone you can set the ambience.
With the Casambi App you can control your luminaires individual or in groups.

**How to in 5 easy steps**
1. Order your desired CTRL DELTA unit (not standard included with luminaire)
2. Install the CTRL DELTA unit
3. Download the Casambi App in the App or Play Store.
4. Find your CTRL DELTA unit in the Casambi app, using Bluetooth.
5. Take a picture of your room and place the light controls upon the related pictures.
   Now you can visually manage your luminaires directly through the picture.

For more information and technical info please go to
**www.deltalight.com/CTRLDELTA**

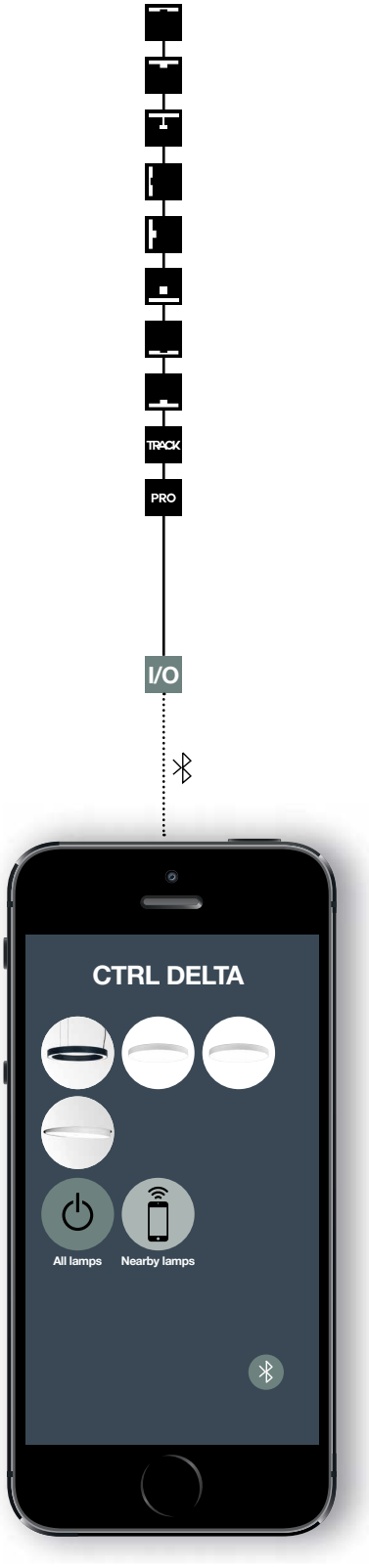


| CTRL DELTA IDENTITY KIT | |
|---|---|
| RF TECHNOLOGY | |
| GATEWAY | NO |
| MOBILE PLATFORM | |
| APPLE HOME | COMPATIBLE PENDING |
| WALL SWITCH | WIRELESS SWITCH<br>PUSH BUTTON INTERFACE |
| NODES PER NETWORK | 128 (IN & OUT) |
| iBEACON PROXIMITY | YES |
| AVAILABLE HARDWARE | 1-10V<br>DALI<br>FE DIMMING<br>4 CHANNEL FLEX INTERFACE |

TEC

## CTRL DELTA TRANSMITTER



**WIRELESS SWITCH**

**300 90 312** ◇

◇ = B / W

BATTERY POWERED
5 YEAR LIFETIME
4 FUNCTIONS

0,1 IP20



**WIRELESS PUSH BUTTON INTERFACE**

**300 90 009**

BATTERY POWERED
5 YEAR LIFETIME
4 FUNCTIONS EXTERNAL
PUSH BUTTON
TYPE OF FUNCTION
SET BY CTRL DELTA

0,1 IP20




**WIRELESS PUSH BUTTON INTERFACE 24V-DC**

**21032 0020**

24V-DC

4 FUNCTIONS EXTERNAL
PUSH BUTTON
TYPE OF FUNCTION
SET BY CTRL DELTA

0,1 IP20

## CTRL DELTA RECEIVER




**WIRELESS CONTROL DIM8**

**300 90 004 ED8**

100-240V / 0,6A

0,1 IP20

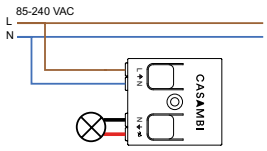


MAINS VOLTAGE E27/GU10 max.150W
LOW VOLTAGE + ELECTRONIC TRANSFO max.50W
LED POWER SUPPLY + LED max.50W




**WIRELESS CONTROL 4 CHANNEL WHITE**

**300 90 005**

12/24V-DC / 4 x 4A

0,1 IP20

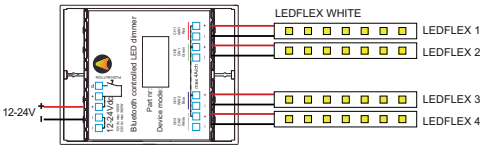


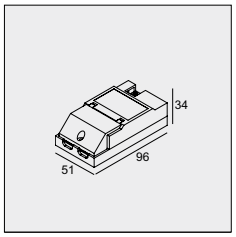


**WIRELESS CONTROL 5A DIM1**

**300 90 016 ED1**

100-240V / 5A

0,1 IP20

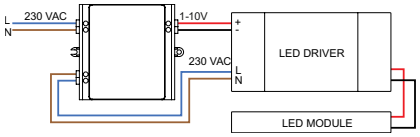


**WIRELESS CONTROL 2 CHANNEL TUNABLE WHITE**

**300 90 006**

12/24V-DC / 2 x 4A

0,1 IP20

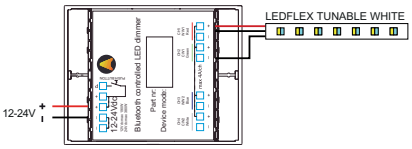


**WIRELESS CONTROL RGB**

**300 90 007**

12/24V-DC / 3 x 4A

0,1 IP20

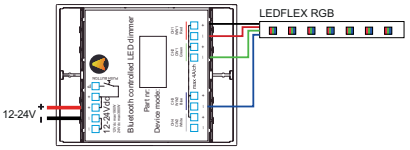


**WIRELESS CONTROL RGBW**

**300 90 008**

12/24V-DC / 4 x 4A

0,1 IP20

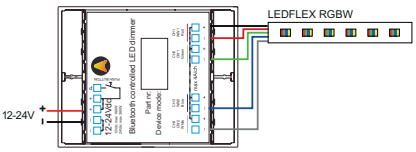





**WIRELESS CONTROL DIM5**

**300 90 004 ED5**

220-240V / 0,6A

max.4 DALI DEVICES

0,1 IP20

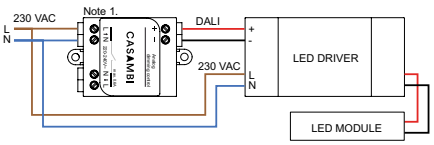


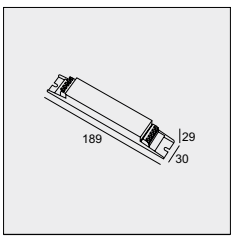


**DALI REPEATER**

**300 90 137**

max.64 DALI DEVICES
max.DISTANCE 300m

0,1 IP20

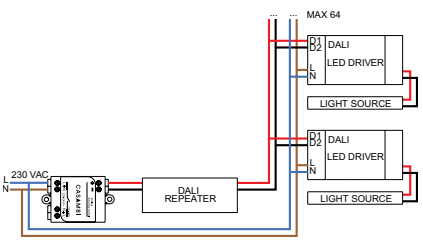


TEC

# PRESENCE DETECTION

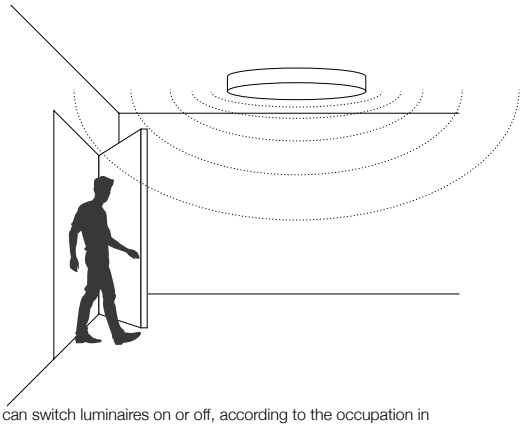

**PRESENCE DETECTION**

By adding a presence detection sensor to a luminaire, energy consumption can be reduced while user comfort is raised. The sensor can switch luminaires on or off, according to the occupation in the room and the specific needs and wishes of the user. Time between departure and lights off (hold time), plus the detection zone, can be programmed to match the needs of your project.
The presence detection sensor is particular for the Supernova Line range and needs to be installed inside the luminaire, avoiding visible sensors and resulting in clean ceilings and walls.

**PRESENCE + DAYLIGHT DETECTION**

Together with presence detection, also daylight detection provides energy savings in spaces with a lot of incoming daylight.
The sensor captures the amount of daylight coming into the room and changes the light output of the luminaire according to the specific level of lux that is wanted in the room. In this way, luminaires will provide nearly no light on bright, sunny days and will be at full power on cloudy, grey days. To be used in the Streamliner profile, this sensor combines both presence and daylight detection, to allow you to reduce energy consumption to a minimum. For proper functioning of the daylight detection, this sensor needs to be visible and comes in an additional profile module. A remote control can be used to change the settings to your preference.

## PRESENCE DETECTION HF SENSOR



**300 90 311**

220-240V / 50-60Hz

INVISIBLE MOUNTING
MAX. 400W LED POWER

0,1 IP20

EXCL.MOUNTING IN SUPERNOVA LINE

### 3 SETTINGS

**1/ DETECTION PATTERN**

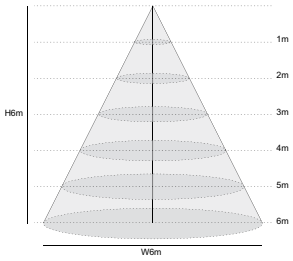


**2 / HOLD-TIME**
5 SECONDS / 30 MIN

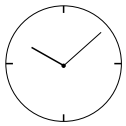

**3 / DAY-NIGHT**

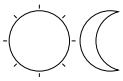

## PRESENCE + DAYLIGHT DETECTION HF SENSOR

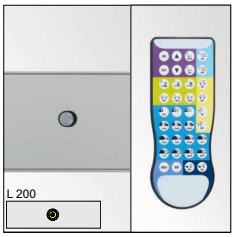


**SRL-AMBIENT LIGHT & MOTION SENSOR DIM2**

**389 92 00 ED2 ◇**

◇ ANO / B / W

220-240V / 50-60Hz

IP20

**INFRARED PROGRAMMING UNIT**

**300 90 019**

### 3 SETTINGS (PROGRAMMABLE BY INFRARED PROGRAMMING UNIT)

**1/ DETECTION PATTERN**

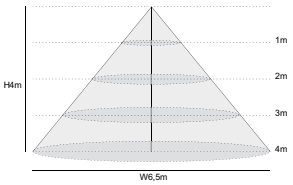


**2 / LIGHT LEVEL Ⓓ**
BASED ON DAYLIGHT

**3 / DELAY TIME Ⓐ + CORRIDOR FUNCTION ⒷⒸ**

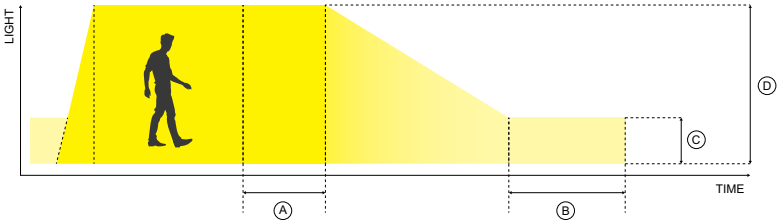

SMART 48 IN

# SMART 48

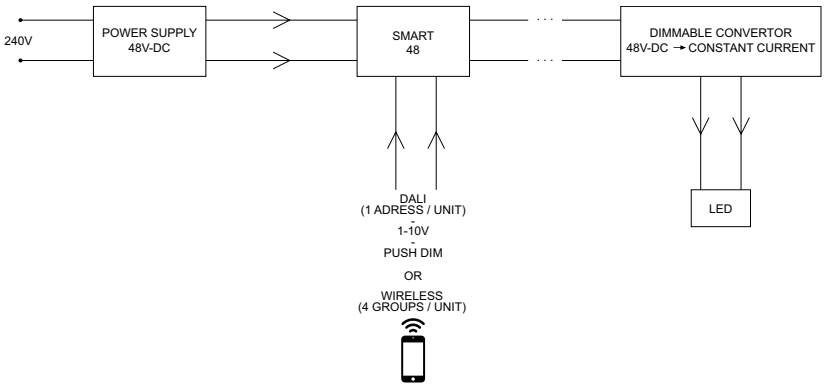


**SMART 48:** Dimming 48V luminaires or profiles by 2 wires! It collects the power from the 48V power supply and combines it with a DALI, 1-10V or Touch Dim input and sends it to the 48V converter in the luminaire. With the Dimmable Modulator 48V-DC DIM9, dimming can be done by only using 2 wires for both power and dimming. Or dimming can be done wireless, by choosing for the Wireless Dimmable Modulator 48V-DC.

PATENTED

## DIMMABLE MODULATOR

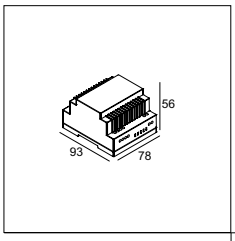


| SMART 48 MODULATOR DIM9 | SMART 48 MODULATOR WD |
|---|---|
| **300 90 011** | **300 90 012** |
| 1-10V / DALI / PUSH DIM | WIRELESS DIM |
| 48V-DC | |
| MODULATED 48V-DC + DIM (MAX.200W) | |
| 0,1 IP20 | |

NEW

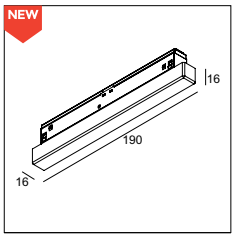


| SMART 48 MODULATOR PLUG-IN WD |
|---|
| **21032 0030** |
| WIRELESS DIM |
| 48V-DC |
| MODULATED 48V-DC + DIM (MAX.200W) |
| 0,1 IP20 |

NEW

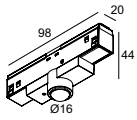


FOR SLM26 L / H & SLM35R & SPM20

| M-WIRELESS PRESENCE & DAYLIGHT SENSOR |
|---|
| **21032 0040** |
| 48V-DC |
| 0,1 IP20 |



SLM26H



SLM26 L

**DETECTION PATTERN**

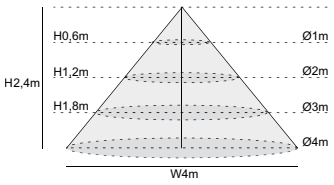


TEC

# LAMPS

## LED FILAMENT E27

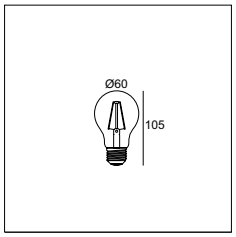


**A60 E27 6W 2700K**

CRI>80

670lm / 6W

NON DIM

**309 109 00 25**

120-240V / 50-60Hz

0,1 IP20

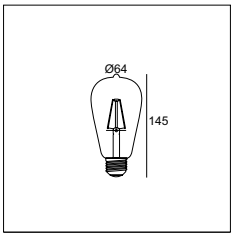


**T64 E27 8W 2700K**

CRI>80

870lm / 8W

NON DIM

**309 109 01 27**

220-240V / 50-60Hz

0,1 IP20

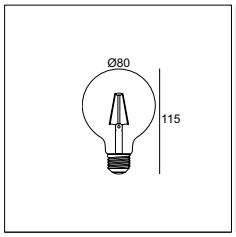


**GL80 E27 8W 2700K**

CRI>80

870lm / 8W

NON DIM

**309 109 02 27**

220-240V / 50-60Hz

0,1 IP20

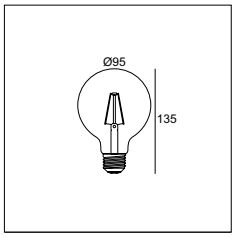


**GL95 E27 8W 2700K**

CRI>80

950lm / 8W

NON DIM

**309 109 03 27**

220-240V / 50-60Hz

0,1 IP20

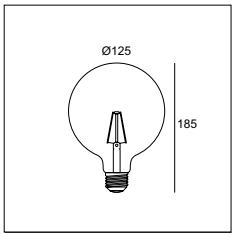


**GL125 E27 8W 2700K**

CRI>80

800lm / 8W

NON DIM

**309 109 06 27**

120-240V / 50-60Hz

0,1 IP20

NEW

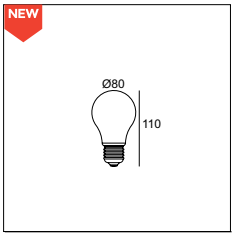


**A60 E27 6W 2200K - MIST**

CRI>90

470lm / 6W

MAINS DIMMING (FE)

**21024 0100**

220-240V / 50-60Hz

0,1 IP20

NEW

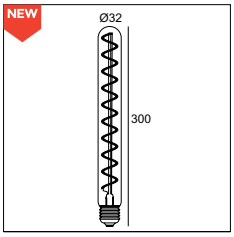


**T30 E27 12W 2200K**

CRI>90

550lm / 12W

MAINS DIMMING (FE)

**21024 0110**

220-240V / 50-60Hz

0,1 IP20

NEW

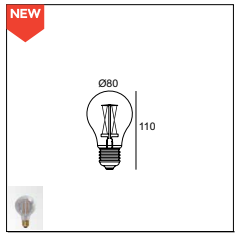


**GL80 E27 6W 2000K - SMOKE**

CRI>90

250lm / 6W

MAINS DIMMING (FE)

**21024 0060**

220-240V / 50-60Hz

0,1 IP20

NEW

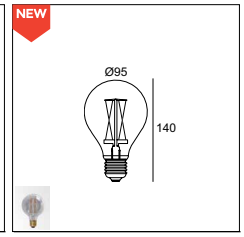


**GL95 E27 6W 2000K - SMOKE**

CRI>90

250lm / 6W

MAINS DIMMING (FE)

**21024 0080**

220-240V / 50-60Hz

0,1 IP20

NEW

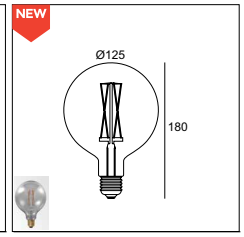


**GL95 E27 6W 2000K - SMOKE**

CRI>90

250lm / 6W

MAINS DIMMING (FE)

**21024 0090**

220-240V / 50-60Hz

0,1 IP20

NEW

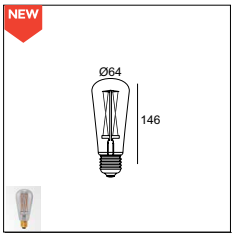


**T64 E27 6W 2000K - SMOKE**

CRI>90

250lm / 6W

MAINS DIMMING (FE)

**21024 0070**

220-240V / 50-60Hz

0,1 IP20

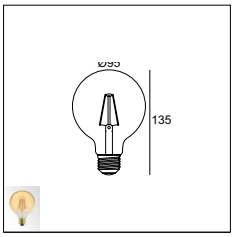


**GL95 E27 8W 2700K - GOLD**

CRI>80

800lm / 8W

NON DIM

**309 109 04 27**

120-240V / 50-60Hz

0,1 IP20

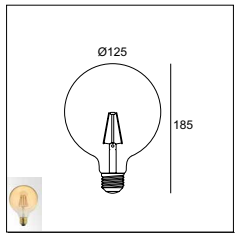


**GL125 E27 8W 2700K - GOLD**

CRI>80

800lm / 8W

NON DIM

**309 109 05 27**

120-240V / 50-60Hz

0,1 IP20

TEC

## LED SOLUTION / HALOLED

| 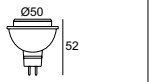 | 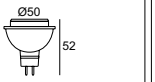 | 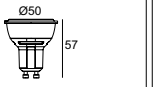 | 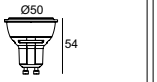 | 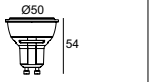 |
|---|---|---|---|---|
| **HALOLED 51 - 36° (20W) WW** | **HALOLED 51 - 36° (50W) WW** | **HALOLED Hi - 40° (35W) WW** | **HALOLED Hi - 36° (5,5W) WW** | **HALOLED Hi - 36° (7,5W) WW** |
| 3000K | 3000K / CRI95 | 2700K | 3000K / CRI97 | 3000K / CRI95 |
| 230lm / 4,4W | 500lm / 7,8W | 350lm / 4,6W | 375lm / 5,5W | 435lm / 7,5W |
| 36° | 36° | 40° | 36° | 36° |
| MAINS DIMMING (FE) | MAINS DIMMING (FE) | MAINS DIMMING (FE) | MAINS DIMMING (FE) | MAINS DIMMING (FE) |
| **309 106 38 22** | **21029 0010** | **309 107 38 32** | **309 107 38 23** | **309 107 38 13** |
| GX5.3 /12V | GX5.3 /12V | GU10 / 220-240V / 50-60Hz | GU10 / 220-240V / 50-60Hz | GU10 / 220-240V / 50-60Hz |
| 0,1 IP20 | 0,1 IP20 | 0,1 IP20 | 0,1 IP20 | 0,1 IP20 |

## LED SOLUTION / QR111

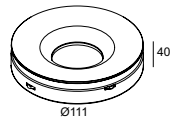


| 3000K / CRI>90 | | 2700K / CRI>90 | |
|---|---|---|---|
| LED [H] 7,1W / 805lm / 350mA | | LED [H] 7,1W / 773lm / 350mA | |
| 33° | 50° | 33° | 50° |
| **309 111 811 932** ◇ | **309 111 811 933** ◇ | **309 111 811 922** ◇ | **309 111 811 923** ◇ |
| ◇ A / B / W | | | |
| 100-240V / 50-60Hz | | | |

INCL.2 x WIRE 1 x 0.50mm$^2$ 0.5m
$T_{HEATSINK}$ MAX < 65°C*

0,2 IP20

**REQUIREMENTS** ▸ INFO FOLD-OUT RIGHT
LED POWERSUPPLY 350mA-DC

* provide appropriate ventilation to limit $T_{HEATSINK}$ temperature

## LAMP INDEX

| LIGHTSOURCE | LAMP | FITTING | VOLTAGE |
|---|---|---|---|
| | A60 | E27Ls | 100-240V / 50-60Hz |
| | QR-51 ALU | GX5.3 | 12V |
| | QR-C51 | GX5.3 | 12V |
| | QR-CBC51 | GX5.3 | 12V |
| | QR-CB51 | GX5.3 | 12V |
| | QR-LP111 | G53 | 12V |
| | QT14 | G9 | 100-240V / 50-60Hz |
| | QPAR51 | GU10 | 100-240V / 50-60Hz |
| | TC-TSE | E27Ls | 100-240V / 50-60Hz |
| | TCA-SE | E27Ls | 100-240V / 50-60Hz |

# LED

## LEDFLEX 5m



**OPTIONS**
LEDFLEX IN CONNECTION SET
LEDFLEX IN SUPPLY CABLE SET
LEDFLEX IN CONNECTION CLIP SET

* +/- 5%

| **LEDFLEX IN 940 5m** | **LEDFLEX IN 930 5m** | **LEDFLEX IN 927 5m** |
|---|---|---|
| 70 x SMD LED/m - 4000K | 70 x SMD LED/m - 3000K | 70 x SMD LED/m - 2700K |
| 5,1W/m* - 650lm/m | | |
| **300 92 52 94** | **300 92 52 93** | **300 92 52 92** |
| 24V-DC | | |
| L : 5m / DIVIDABLE PER 100mm<br>INCL.20 MOUNTING BRACKETS<br>EXCL.LED POWER SUPPLY 24V-DC | | |
| 0,2 IP20 | | |

| **LEDFLEX OUT 940 5m** | **LEDFLEX OUT 930 5m** | **LEDFLEX OUT 927 5m** |
|---|---|---|
| 70 x SMD LED/m - 4000K | 70 x SMD LED/m - 3000K | 70 x SMD LED/m - 2700K |
| 5,1W/m* - 650lm/m | | |
| **300 92 62 94** | **300 92 62 93** | **300 92 62 92** |
| 24V-DC | | |
| L : 5m / DIVIDABLE PER 100mm<br>INCL.20 MOUNTING BRACKETS<br>INCL.8 ENDCAPS<br>EXCL.LED POWER SUPPLY 24V-DC | | |
| 0,2 IP65 | | |

## LEDFLEX FP 5m



**OPTIONS**
LEDFLEX IN CONNECTION SET
LEDFLEX IN SUPPLY CABLE SET
LEDFLEX IN CONNECTION CLIP SET

* +/- 5%

| **LEDFLEX IN FP 940 5m** | **LEDFLEX IN FP 930 5m** | **LEDFLEX IN FP 927 5m** |
|---|---|---|
| 70 x SMD LED/m - 4000K | 70 x SMD LED/m - 3000K | 70 x SMD LED/m - 2700K |
| 15,1W/m* - 1400lm/m | | |
| **300 92 53 94** | **300 92 53 93** | **300 92 53 92** |
| 24V-DC | | |
| L : 5m / DIVIDABLE PER 100mm<br>INCL.20 MOUNTING BRACKETS<br>EXCL.LED POWER SUPPLY 24V-DC | | |
| 0,2 IP20 | | |

| **LEDFLEX OUT FP 940 5m** | **LEDFLEX OUT FP 930 5m** | **LEDFLEX OUT FP 927 5m** |
|---|---|---|
| 70 x SMD LED/m - 4000K | 70 x SMD LED/m - 3000K | 70 x SMD LED/m - 2700K |
| 15,1W/m* - 1400lm/m | | |
| **300 92 63 94** | **300 92 63 93** | **300 92 63 92** |
| 24V-DC | | |
| L : 5m / DIVIDABLE PER 100mm<br>INCL.20 MOUNTING BRACKETS<br>INCL.8 ENDCAPS<br>EXCL.LED POWER SUPPLY 24V-DC | | |
| 0,2 IP65 | | |

## LEDFLEX HP 5m



* +/- 5%

| **LEDFLEX IN HP 940 5m** | **LEDFLEX IN HP 930 5m** | **LEDFLEX IN HP 927 5m** |
|---|---|---|
| 140 x SMD LED/m - 4000K | 140 x SMD LED/m - 3000K | 140 x SMD LED/m - 2700K |
| 21,6W/m* - 2100lm/m | | |
| **300 92 54 94** | **300 92 54 93** | **300 92 54 92** |
| 24V-DC | | |
| L : 5m / DIVIDABLE PER 100mm<br>INCL.20 MOUNTING BRACKETS<br>EXCL.LED POWER SUPPLY 24V-DC | | |
| 0,2 IP20 | | |

## LEDFLEX TW 5m



* +/- 5%

| **LEDFLEX IN TW 2757 5m** |
|---|
| 180 x DUAL DICE IN ONE SMD LED/m |
| 2700K - 5700K / 14,4W/m* / 1350lm/m |
| **21030 0010** |
| COMMON PLUS / 24V-DC |
| L : 5m / DIVIDABLE PER 33,3mm<br>INCL.20 MOUNTING BRACKETS<br>EXCL.LED POWER SUPPLY 24V-DC |
| 0,2 IP20 |

## LEDFLEX RGB 5m



**OPTIONS**
LEDFLEX IN RGB CONNECTION SET
LEDFLEX IN RGB SUPPLY CABLE SET
LEDFLEX IN RGB CONNECTION CLIP SET

| **LEDFLEX IN RGB 5m** |
|---|
| 60 x SMD LED/m - RGB |
| 14,4W/m* |
| **300 92 53 33** |
| 24V-DC |
| L : 5m / DIVIDABLE PER 100mm<br>INCL.20 MOUNTING BRACKETS<br>EXCL.LED POWER SUPPLY 24V-DC |
| 0,2 IP20 |

| **LEDFLEX OUT RGB 5m** |
|---|
| 60 x SMD LED/m - RGB |
| 14,4W/m* |
| **300 92 63 33** |
| 24V-DC |
| L : 5m / DIVIDABLE PER 100mm<br>INCL.20 MOUNTING BRACKETS<br>INCL.8 ENDCAPS<br>EXCL.LED POWER SUPPLY 24V-DC |
| 0,2 IP65 |

## LEDFLEX RGBW 5m



| **LEDFLEX IN RGBW 5m** |
|---|
| 60 x SMD LED/m - RGB - 3000K |
| 16,8W/m* |
| **300 92 523 83** |
| 24V-DC |
| L : 5m / DIVIDABLE PER 100mm<br>INCL.20 MOUNTING BRACKETS<br>EXCL.LED POWER SUPPLY 24V-DC |
| 0,2 IP20 |

## OPTIONS LEDFLEX



| **LEDFLEX IN SUPPLY CABLE SET** | **LEDFLEX IN CONNECTION SET** | **LEDFLEX IN CONNECTION CLIP SET** | **LEDFLEX IN RGB SUPPLY CABLE SET** | **LEDFLEX IN RGB CONNECTION SET** | **LEDFLEX IN RGB CONNECTION CLIP SET** |
|---|---|---|---|---|---|
| **300 92 93 07** | **300 92 93 08** | **300 92 93 09** | **300 92 93 04** | **300 92 93 05** | **300 92 93 06** |
| 2 x 0.35mm² / 150mm<br>SET OF 10 pcs | 2 x 0.35mm² / 150mm<br>SET OF 10 pcs | -<br>SET OF 10 pcs | 4 x 0.35mm² / 150mm<br>SET OF 10 pcs | 4 x 0.35mm² / 150mm<br>SET OF 10 pcs | -<br>SET OF 10 pcs |
| CE 0,1 | CE 0,1 | CE 0,1 | CE 0,1 | CE 0,1 | CE 0,1 |

TEC

# LED

At Delta Light®, we follow the evolution in LED at close range. What appears to be similar quality at first sight, can be totally different when looking at some of the underlying characteristics. These characteristics, like binning, risk factor, thermal management, degradation in luminous flux are part of the DNA of the Light Emitting Diode. These aspects determine the lifespan and the quality of the LED. For this matter, Delta Light® assures it only selects qualitative LEDs from qualitative manufacturers. High quality design cannot be made without high quality components.

**COLOUR BINNING** TYPICAL VALUES ON PAG TEC 14-15
No 2 LEDs are the same. When LEDs are produced, they vary in light output and in colour temperature, even when they are produced in the same batch. These differences may be small, but they do influence the quality of the LED. That is why manufacturers sort the LEDs, according to these performances, in different 'bins'. By reducing the number of bins to choose from, quality increases as performances are closer to each other.

**MACADAM STEP** TYPICAL VALUES ON PAG TEC 14-15
The differences in colour temperature between LEDs can be measured by looking at the MacAdam ellipses in Standard Deviation of Colour Matching (SDCM), according to the CIE 1931 Standard. This system looks at the ability of the human eye to perceive colour differences and ranks it on a scale from 0 to 10. Within 1 MacAdam ellipse a colour difference is not noticeable to the human eye under any condition. From 1 to 3 ellipses it is very difficult for the human eye to notice any difference in colour, meaning that up to 3 MacAdam ellipses all LEDs are very homogeneous when it comes to colour temperature.

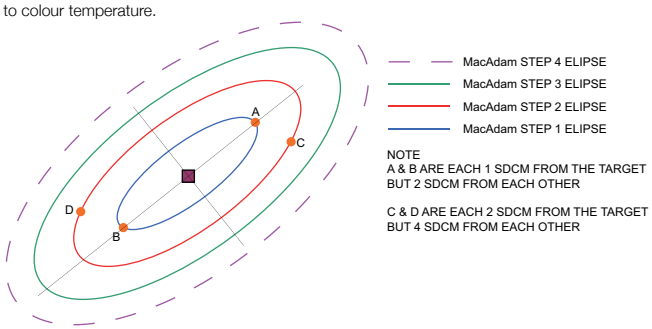


**RISK FACTOR** TYPICAL VALUES ON PAG TEC 14-15
The European standard for photo biological safety EN 62471 describes a measuring method to determine whether a lamp or luminaire carries a risk of eye and skin damage. LED light contains almost no light from the ultraviolet or infrared spectrum, and therefore is not dangerous to the skin.
It does however provide a high peak in the blue spectrum which, when looking into a bright light source (for a long period of time), may result in irreversible damage to the retina, the so-called the Blue Light Hazard.

Whether the risk is real, depends on several factors: luminance of the LED, colour temperature, but also light distribution and distance to the luminaire play an important role. When a LED is placed in a luminaire, it is located behind a lens, reflector or diffuser, thus levelling off the luminance.

To allow users to estimate the risk, the standard EN 62471 determines that lamps and luminaries must be divided into four risk groups:
- Risk group 0 ("exempt" group): this means that there is no danger, even with unlimited viewing of the light source.
- Risk group 1: The risk is limited, no more than 10.000 seconds of viewing is allowed (just under 3 hours).
- Risk group 2: up to 100 seconds of viewing is allowed.
- Risk group 3: up to 0.25 seconds of viewing is allowed. This is shorter than the natural aversion reflex of the eye.

For light sources of risk group 3, protective measures are always needed. For the other groups, it depends on the application. If the light sources belong in group 2 or 3, then this must be indicated.

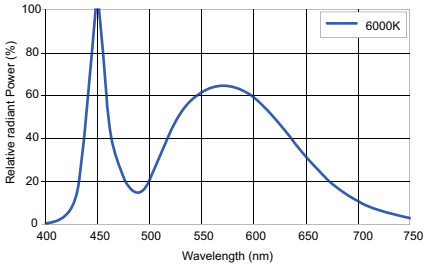


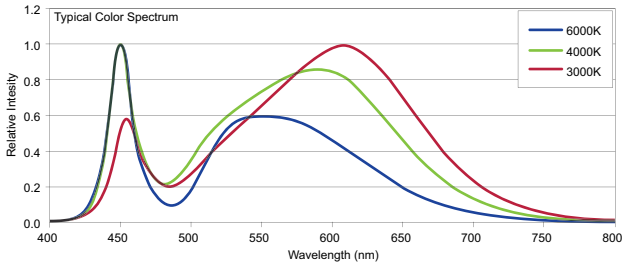


**LED LIFESPAN LM-80 – TM-21** TYPICAL VALUES ON PAG TEC 14-15
Conventional light sources mostly burn out before a serious loss of light output is noticeable. As the lifetime of LEDs exceeds the lifetime of conventional light sources, light output degrades over time before burning out. This degradation in luminous flux can be measured according to the L value and the operating period of time:
- L value shows the percentage of luminous flux regarding the initial luminous flux over a period of time.
- The operating period of time, expressed in hours.

Example: $L_{70}$ 60.000h means that after 60.000 hours the luminous flux will be at least 70% of the original luminous flux.

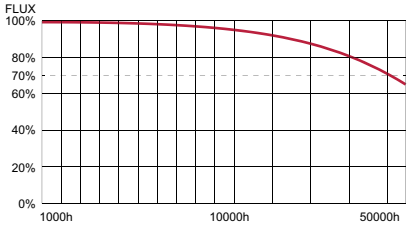

## SOFT DIM

Soft Dim LED technology replicates the dimming behaviour of a conventional lamp where the colour temperature increases in warmth as it's dimmed. This is achieved through the use of specially selected LEDs of different colour temperatures and power types from premium chip manufacturers. Consistency is ensured without complexity with the use of specific and precise LED selection. The LED's selected have colour tolerances that are tighter than 3 SDCM ensuring module-to-module accuracy.
The Soft Dim technology is incorporated in familiar Delta Light product families such as the Reo, You-Turn, iMax, Deep Ringo, Carree, Spy, Tweeter and Minigrid. Also available in some of Delta Light's 48V Solutions such as Superloop MDL & Magnetic Profiles Splitline / Shiftline M.




2700-1800K
CRI > 80 / 850lm (10W)
REFLECTOR 40°

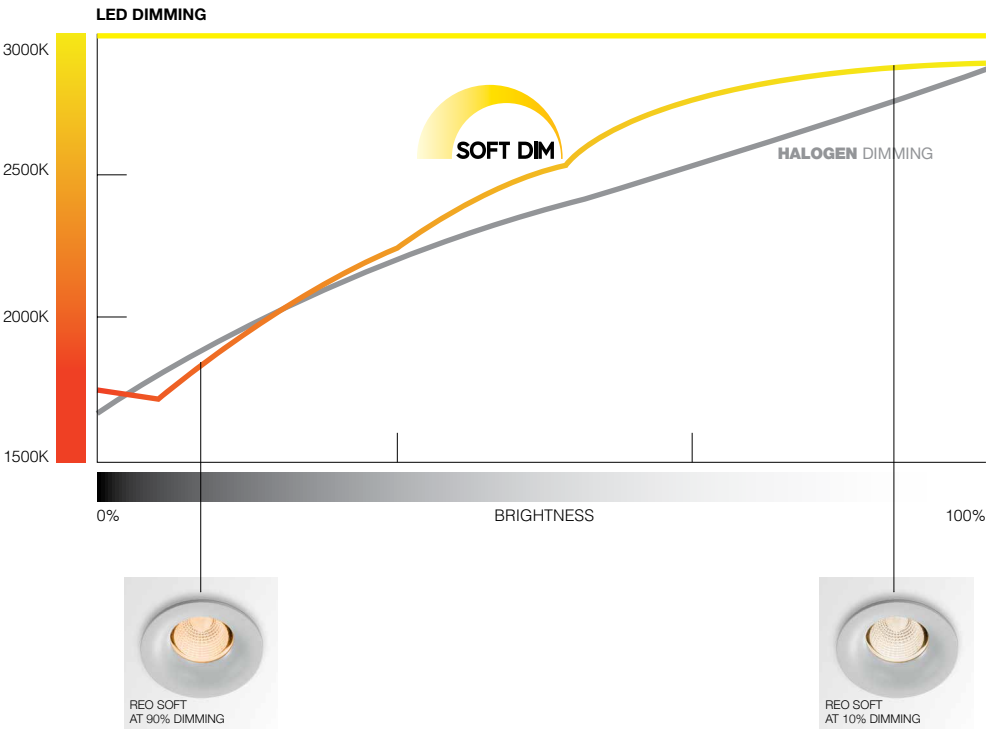


## HUMAN CENTRIC LIGHTING

Since its creation, DL has embraced a continuous innovation process to integrate the latest technological developments towards fixtures characterized by good color consistency, glare mitigation, design and aesthetics. These aspects satisfy the functionality of the lighting installation and create a pleasant ambient to affect the emotions of the end-user in a positive way. So far, the impact of these aspects were considered only for the visual task. Supernova Tunable White, with integrated Human Centric Light (HCL), also impacts the circadian rhythm.

The circadian clock regulates processes such as the melatonin secretion - a hormone responsible for the sleep – and our concentration and level of alertness. Unfortunately, the change in the working places towards indoor spaces isolates us from the natural stimulus of sunlight and therefore our circadian clock needs to be stimulated by artificial lighting emulating the daylight cycle.
The last years DL has been working on a lighting management system to enhance the well-being of the end-users in the frame of the HCL paradigm. Besides the in-house research and developments, joint efforts with universities and other research centers like the Light & Lighting laboratory from the KU Leuven, Attentia and the health care center of Roeselare allow us to provide better solutions aiming to address specific niches of application such as offices, schools, nursing homes, hotels and residences.
One of these solutions is Supernova Tunable White with integrated HCL, a system that changes its colour temperature during the day according to the graph shown above. This solution includes CTRL Delta and lets you control the luminaires easily with the touch of your smart device.
More info: **www.deltalight.com/downloads/hcl.pdf**

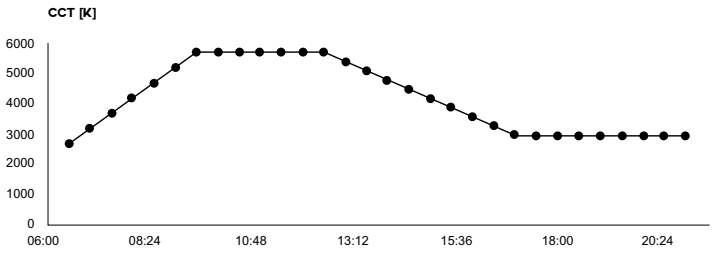

# LED SPECIFICATIONS

| CRI 80 | | | | 2700K | 3000K | 4000K | TYPICAL VALUES | | LIFETIME[1] | | RISK GROUP[1] | SDCM[1] | EMERGENCY[2] |
|---|---|---|---|---|---|---|---|---|---|---|---|---|---|
| CRI | LED | | POWER | LUMINOUS FLUX @ 70° | LUMINOUS FLUX @ 70° | LUMINOUS FLUX @ 70° | FORW. CUR. | FORW. VOLT. | $L_{XX}$ | HOURS | | | BLF % |
| CRI > 80 | | | | | | | | | | | | | |
| | | [A] | **1,1W** | 115lm - 117lm/W | 120lm - 122lm/W | 130lm - 133lm/W | 350mA | 3,1V* | $L_{90}$ | >36000h | RG1 | 3 | - |
| | | | **1,6W** | 160lm - 113lm/W | 168lm - 117lm/W | 181lm - 127lm/W | 500mA | 3,2V* | | | | | - |
| | | | **2,3W** | 214lm - 105lm/W | 223lm - 110lm/W | 242lm - 119lm/W | 700mA | 3,3V* | | | | | - |
| | | [B] | **3,3W** | 294lm - 90lm/W | 307lm - 94lm/W | ON REQUEST | 1050mA | 3,1V* | $L_{90}$ | >60500h | RG1 | 3 | - |
| | | [C] | **4,1W** | 420lm - 103lm/W | 420lm - 103lm/W | ON REQUEST | 350mA | 11,6V* | $L_{90}$ | >45500h | - | 2 | 100 % |
| | | | **6W** | 558lm - 94lm/W | 558lm - 94lm/W | ON REQUEST | 500mA | 11,9V* | | | | | 72 % |
| | | [D] | **6,4W** | 647lm - 101lm/W | 647lm - 101lm/W | ON REQUEST | 350mA | 18,3V* | $L_{90}$ $L_{80}$ | >30000h >60500h | RG1 | 2 | 100 % |
| | | | **9,5W** | 842lm - 89lm/W | 842lm - 89lm/W | ON REQUEST | 500mA | 19,1V* | | | | | 71 % |
| | | [E] | **6W** | 570lm - 98lm/W | 570lm - 98lm/W | ON REQUEST | 500mA | 12,1V* | $L_{90}$ $L_{80}$ | >37300h >51400h | RG2 TRESHOLD 0,6m | 2 | 75 % |
| | | | **8,7W** | 723lm - 87lm/W | 723lm - 87lm/W | ON REQUEST | 700mA | 12,4V* | | | | | 54 % |
| | | [F] | - | | | | | | | | | | |
| | | [G] | - | | | | | | | | | | |
| | | [H] | **6W** | 805lm - 134lm/W | 835lm - 139lm/W | 872lm - 145lm/W | 300mA | 20V* | $L_{70}$ | >50000h | RG1 | 2 | 100 % |
| | | | **7,1W** | 931lm - 131lm/W | 965lm - 136lm/W | 1008lm - 142lm/W | 350mA | 20,2V* | | | | | 97 % |
| | | | **10,4W** | 1293lm - 124lm/W | 1342lm - 129lm/W | 1401lm - 135lm/W | 500mA | 20,7V* | | | | | 68 % |
| | | | **15W** | 1740lm - 116lm/W | 1804lm - 120lm/W | 1883lm - 126lm/W | 700mA | 21,4V* | | | | | 48 % |
| | | [ I ] | - | | | | | | | | | | |
| | | [J] | **16,8W** | 2400lm - 143lm/W | 2500lm - 149lm/W | 2600lm - 155lm/W | 500mA | 33,7V* | $L_{70}$ | >50000h | RG1 | 2 | 36 % |
| | | | **20,5W** | 2863lm - 140lm/W | 2983lm - 145lm/W | 3102lm - 151lm/W | 600mA | 34,2V* | | | | | 30 % |
| | | | **24,3W** | 3310lm - 136lm/W | 3449lm - 142lm/W | 3586lm - 148lm/W | 700mA | 34,7V* | | | | | 25 % |
| | | | **30W** | 3940lm - 131lm/W | 4104lm - 137lm/W | 4267lm - 142lm/W | 850mA | 35,3V* | | | | | 20 % |
| | | | **37,9W** | 4787lm - 126lm/W | 4988lm - 132lm/W | 5185lm - 137lm/W | 1050mA | 36,1V* | | | | | 16 % |
| | | | **43,9W** | 5396lm - 123lm/W | 5621lm - 128lm/W | 5845lm - 133lm/W | 1200mA | 36,6V* | | | | | 14 % |
| | | [K] | - | | | | | | | | | | |

**TM30**
Consult our website for more info on R9 values and TM30 details : Fidelity Index (Rf) and Gamut Index (Rg)

* +/- 8%
[1] INFO PAG TEC 12
[2] INFO PAG TEC 23

All the technical parameters for LED-apply to the entire module.
In view of the complex manufacturing process for light emitting diodes (LED),
the typical values given in this **Lighting Bible®** are merely
statistical values that do not necessarily correspond to the actual
technical parameters of an individual product;
individual products may vary from the typical values. For most accurate info,
please consult: **www.deltalight.com/ledspecs.pdf**

All lumen values in this catalogue are related to the Led units.
For more info on the lumen values of the products
please visit our website **www.deltalight.com**

| CRI 90 | | | 2700K 3 | 3000K | 4000K | TYPICAL VALUES | | LIFETIME[1] | | RISK GROUP[1] | SDCM[1] | EMERGENCY[2] |
|---|---|---|---|---|---|---|---|---|---|---|---|---|
| CRI | LED | POWER | LUMINOUS FLUX @ 70° | LUMINOUS FLUX @ 70° | LUMINOUS FLUX @ 70° | FORW. CUR. | FORW. VOLT. | $L_{xx}$ | HOURS | | | BLF % |
| **CRI > 90** 2 | | | | | | | | | | | | |
| | [A] | - | | | | | | | | | | |
| | [B] | - | | | | | | | | | | |
| | [C] | - | | | | | | | | | | |
| | [D] | **6,4W** | 587lm - 92lm/W | 587lm - 92lm/W | NOT AVAILABLE | 350mA | 18,3V* | $L_{90}$ $L_{80}$ | >30000h >60500h | RG1 | 2 | 100 % |
| | | **9,5W** | 755lm - 79lm/W | 755lm - 79lm/W | NOT AVAILABLE | 500mA | 19,1V* | | | | | 71 % |
| | [E] | **4,1W** | 355lm - 87lm/W | 380lm - 96lm/W | NOT AVAILABLE | 350mA | 11,8V* | $L_{90}$ $L_{80}$ | >37300h >51400h | RG2 TRESHOLD 0,6m | 2 | 75 % |
| | | **6W** | 481lm - 80lm/W | 515lm - 91lm/W | NOT AVAILABLE | 500mA | 12,1V* | | | | | 54 % |
| | | **8,7W** | 629lm - 72lm/W | 673lm - 81lm/W | NOT AVAILABLE | 700mA | 12,4V* | | | | | 50 % |
| | [F] | **2W** | 201lm - 101lm/W | 229lm - 115lm/W | NOT AVAILABLE | 700mA | 2,9V* | $L_{80}$ | >36300h | RG2 TRESHOLD 0,6m | 3 | - |
| | | **3,2W** | 280lm - 88lm/W | 319lm - 100lm/W | NOT AVAILABLE | 1050mA | 3,0V* | | | | | - |
| | | **4,3W** | 351lm - 82lm/W | 400lm - 93lm/W | NOT AVAILABLE | 1400mA | 3,1V* | | | | | - |
| | [G] | **3W** | 262lm - 87lm/W | 291lm - 97lm/W | NOT AVAILABLE | 350mA | 8,8V* | $L_{70}$ | >50000h | RG1 | 2 | 100 % |
| | | **7W** | 471lm - 67lm/W | 522lm - 75lm/W | NOT AVAILABLE | 700mA | 9,4V* | | | | | 51 % |
| | [H] | **6W** | 669lm - 111lm/W | 697lm - 116lm/W | 746lm - 124lm/W | 300mA | 20,0V* | $L_{70}$ | >50000h | RG1 | 2 | 100 % |
| | | **7,1W** | 773lm - 109lm/W | 805lm - 113lm/W | 862lm - 121lm/W | 350mA | 20,2V* | | | | | 97 % |
| | | **10,4W** | 1073lm - 103lm/W | 1118lm - 108lm/W | 1194lm - 115lm/W | 500mA | 20,7V* | | | | | 68 % |
| | | **15W** | 1444lm - 96lm/W | 1504lm - 100lm/W | 1606lm - 107lm/W | 700mA | 21,4V* | | | | | 48 % |
| | [ I ] 1 | **11,7W** | 1471lm - 126lm/W 4 | 1526lm - 130lm/W | NOT AVAILABLE | 350mA | 33,4V* | $L_{70}$ | >50000h | RG1 | 2 | 97 % |
| | [J] | **16,8W** | 2000lm - 119lm/W | 2075lm - 124lm/W | 2225lm - 132lm/W | 500mA | 33,7V* | $L_{70}$ | >50000h | RG1 | 2 | 36 % |
| | | **20,5W** | 2387lm - 116lm/W | 2475lm - 121lm/W | 2655lm - 130lm/W | 600mA | 34,2V* | | | | | 30 % |
| | | **24,3W** | 2759lm - 114lm/W | 2862lm - 118lm/W | 3069lm - 126lm/W | 700mA | 34,7V* | | | | | 25 % |
| | | **30W** | 3283lm - 109lm/W | 3406lm - 114lm/W | 3652lm - 122lm/W | 850mA | 35,3V* | | | | | 20 % |
| | | **37,9W** | 3990lm - 105lm/W | 4138lm - 109lm/W | 4438lm - 117lm/W | 1050mA | 36,1V* | | | | | 16 % |
| | | **43,9W** | 4497lm - 102lm/W | 4665lm - 106lm/W | 5002lm - 114lm/W | 1200mA | 36,6V* | | | | | 14 % |
| | [K] | **23,9W** | 2877lm - 120lm/W | 2985lm - 125lm/W | 3200lm - 134lm/W | 700mA | 34,2V* | $L_{70}$ | >50000h | RG1 | 2 | 25 % |
| | | **37,2W** | 4152lm - 112lm/W | 4308lm - 116lm/W | 4619lm - 124lm/W | 1050mA | 35,4V* | | | | | 17 % |
| | | **43,1W** | 4690lm - 109lm/W | 4867lm - 113lm/W | 5219lm - 121lm/W | 1200mA | 35,9V* | | | | | 14 % |
| | | **51,1W** | 5361lm - 105lm/W | 5563lm - 109lm/W | 5964lm - 117lm/W | 1400mA | 36,5V* | | | | | 12 % |
| | [Q] | **5,9W** | 606lm - 106lm/W | 649lm - 113lm/W | 680lm - 118lm/W | 350mA | 16,9V* | $L_{70}$ | >50000h | RG1 | 2 | 100% |
| | | **8,7W** | 837lm - 99lm/W | 896lm - 106lm/W | 939lm - 111lm/W | 500mA | 17,4V* | | | | | 70% |
| | | **12,7W** | 1124lm - 91lm/W | 1204lm - 97lm/W | 1261lm - 102lm/W | 700mA | 18,2V* | | | | | 50% |
| | [R] | **12,1W** | 1364lm - 115lm/W | 1418lm - 120lm/W | 1517lm - 128lm/W | 350mA | 34,5V* | $L_{70}$ | >50000h | RG1 | 2 | 50% |
| | | **17,9W** | 1874lm - 107lm/W | 1950lm - 111lm/W | 2086lm - 119lm/W | 500mA | 35,8V* | | | | | 32% |
| | | **26W** | 2506lm - 98lm/W | 2608lm - 102lm/W | 2789lm - 109lm/W | 700mA | 37,2V* | | | | | 22% |
| | [T] | **5,6W** | 618lm - 110lm/W | 618lm - 110lm/W | NOT AVAILABLE | 350mA | 16V* | $L_{90}$ $L_{80}$ | >30000h >60500h | RG1 | 2 | 100% |
| | | **8,1W** | 877lm - 108lm/W | 877lm - 108lm/W | NOT AVAILABLE | 500mA | 16,3V* | | | | | 70% |
| | | **11,6W** | 1184lm - 103lm/W | 1184lm - 103lm/W | NOT AVAILABLE | 700mA | 16,5V* | | | | | 50% |
| | [S] | **9,5W** | 760lm - 80lm/W | NOT AVAILABLE | NOT AVAILABLE | 650mA | 14,6V* | $L_{70}$ | >50000h | RG0 | 3 | - |

SOFT DIM

TEC

# DO'S & DON'TS

play.deltalight.com/connectleds

## CONNECTION

### CORRECT CONNECTION: SERIAL CONNECTION

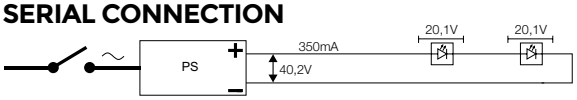


### WRONG CONNECTION: PARALLEL CONNECTION

Depending on the number of fixtures the LED modules will function at half (2 LED's), one third (3 LED's) the luminous intensity. Moreover, due to different forward voltages the current will not split in equal part.

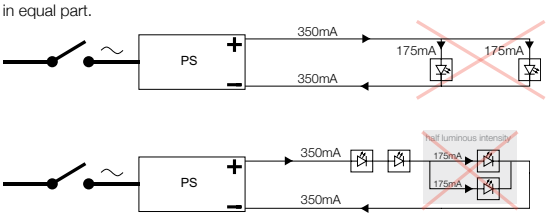


### WRONG CONNECTION: TESTING OF LED MODULES ON SWITCHED ON POWER SUPPLY

Risk for an output voltage that exceeds the max for the LED.
A power supply that is switched on has max output on the secundary side (eg. 49V). The LED in eg. a Reo 3030 is 7W works at 350mA and 20,1V.
49V is far too high for the Reo 3030 >>
LED will be damaged.

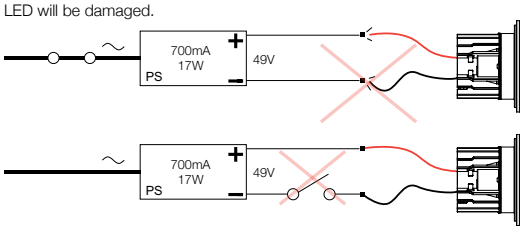


### WRONG POWER SUPPLY:

Question:
How many Reo (7W) luminaires can be connected to power supply 300 90 914?
7W x 4 = 28W >>> max **power** of 300 90 914 = 35W >>> **OK**
4 x 20,1V = 80,4V >>> max **voltage** of 300 90 914 = 72V >>> **NOT OK**

Answer:
3 x Reo (7W) luminaires can be connected to power supply 300 90 914

Therefore: **always consult the matrix on FOLD-OUT!**

## SURGE PROTECTION

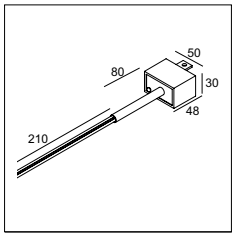


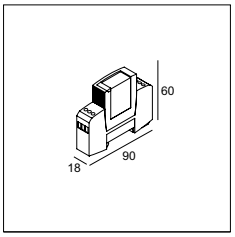


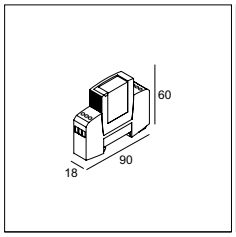


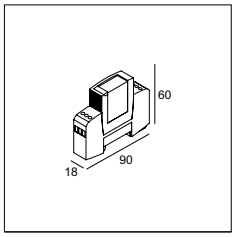


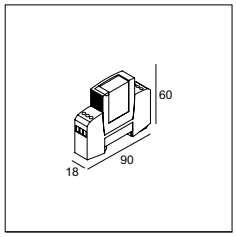


| AC | AC 110-120V DIN | AC 230-240V DIN | DC 30V-DC | DC 75V-DC |
|---|---|---|---|---|
| 50 x 48 x 30 | 90 x 18 x 60 | 90 x 18 x 60 | 90 x 18 x 60 | 90 x 18 x 60 |
| 670lm / 6W | 870lm / 8W | 870lm / 8W | 950lm / 8W | 800lm / 8W |
| 5 kA Nominal Discharge Current | 2 kA Nominal Discharge Current | 3 kA Nominal Discharge Current | 1 kA Nominal Discharge Current | 2 kA Nominal Discharge Current |
| 10 kA Max. Discharge Current | 4 kA Max. Discharge Current | 5 kA Max. Discharge Current | 2 kA Max. Discharge Current | 4 kA Max. Discharge Current |
| **300 90 013** | **300 90 017** | **300 90 018** | **300 90 014** | **300 90 015** |
| 230-240V / 50-60Hz | 110-120V / 50-60Hz | 230-240V / 50-60Hz | 30V-DC | 75V-DC |
| 0,1 IP65 | 0,1 IP20 | 0,1 IP20 | III 0,1 IP20 | III 0,1 IP20 |

TEC

Electrical devices are sensitive for excessive voltage peaks.
Especially outdoor power lines are subject to direct and indirect lightning discharges. Also in industrial or semi-industrial area's the powerlines can be subject to high switching spikes. Therefore Deltalight strongly advices to use proper power line surge protection. Our AC surge protectors are to be installed on the primary side of led power supplies and the DC types on the secondary side. Both as close as possible to the device they have to protect.

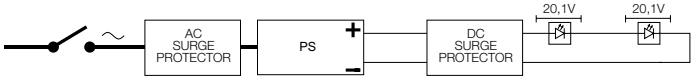

# REQUIREMENTS
# CURRENT CONTROLLED

## DIMMABLE LED POWER SUPPLY - INSTALLATION SCHEME play.deltalight.com/dimleds

**DIM1** 1-10V
**DIM6** SWITCH DIM
**DIM7** 1-10V + SWITCH DIM
**DIM8** FALLING EDGE DIMMING
**DIM9** 1-10V + SWITCH DIM + DALI

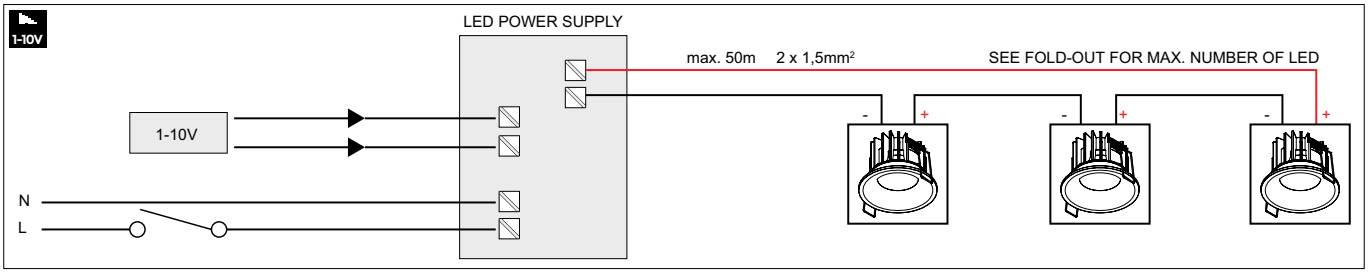


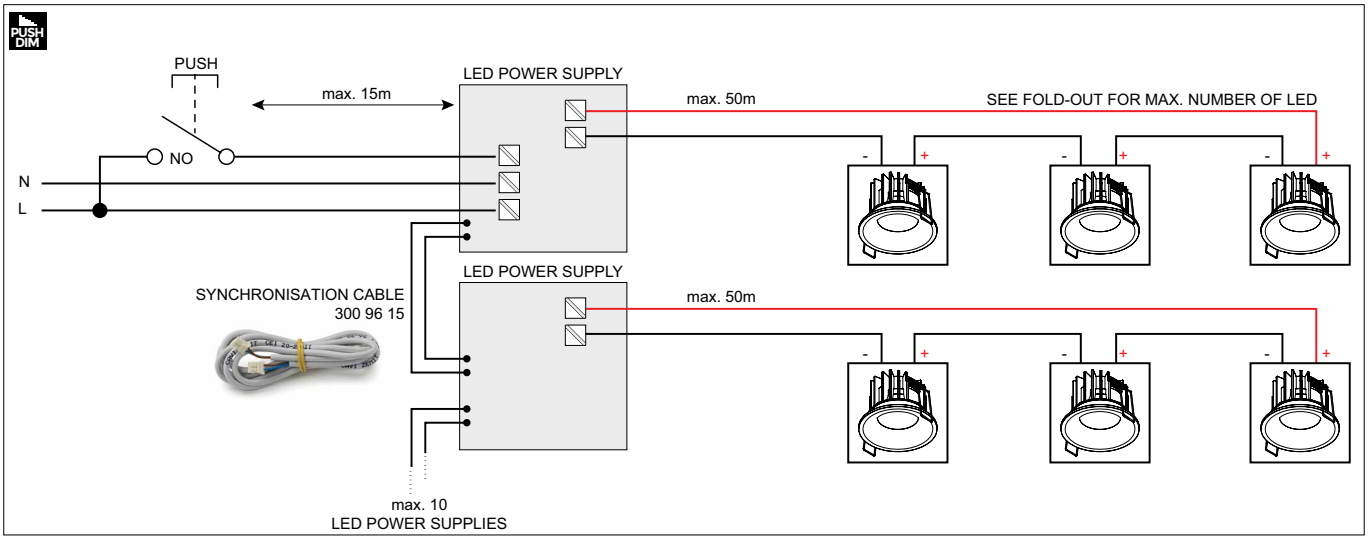


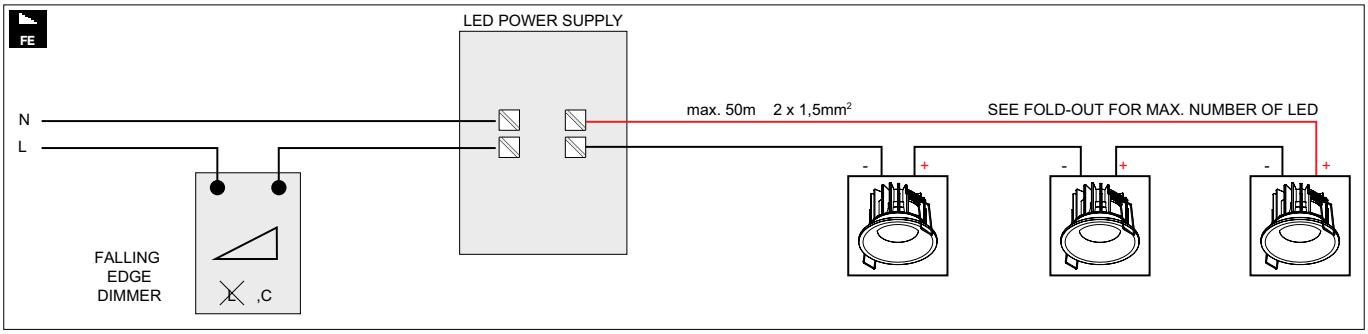


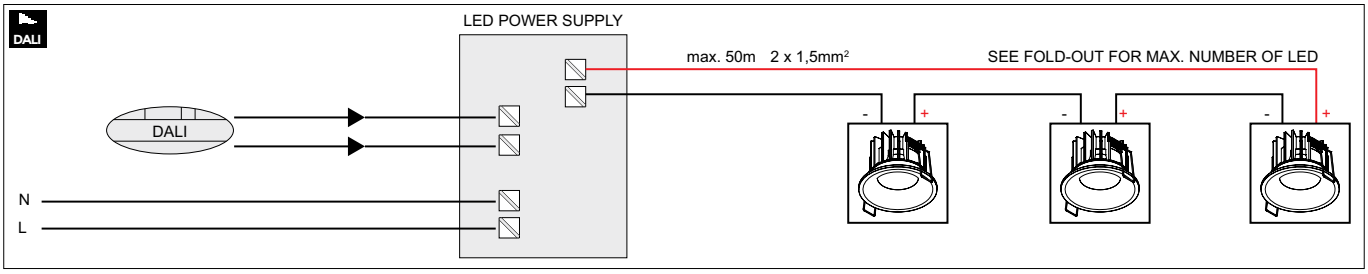


ALL DIAGRAMS ARE TYPICAL, PLEASE CHECK MAXIMUM POWER OF EACH INDIVIDUAL DIVICE FOR PRACTICAL USE.

# REQUIREMENTS
# LED POWER SUPPLY

## 350mA-DC

| | | | | |
|---|---|---|---|---|
| 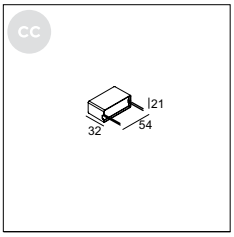 | 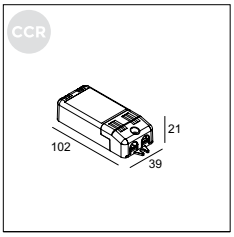 | 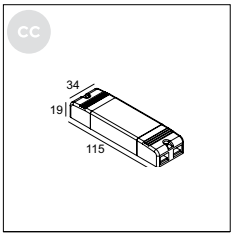 | 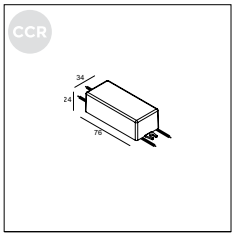 | 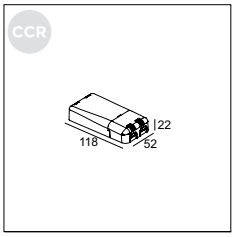 |
| **350mA / 8W** | **350mA / 10W DIM8** | **350mA / 15W (110-120V: 10W)** | **350mA / 16W DIM8** | **350mA / 18W DIM8** |
| min. 40 | min. 45 | min. 40 | min. 43 | min. 55 |
| 2-23V-DC | 12-28V-DC | 2-41V-DC | 17-46V-DC | 25-51V-DC |
| λ 0,6 | λ > 0,9 | λ 0,54 (240V) - 0,64 (100V) | λ > 0,9 | λ > 0,9 |
| NON DIMMABLE | MAINS DIMMING (FE) | NON DIMMABLE | MAINS DIMMING (FE) | MAINS DIMMING (FE) |
| **300 90 108** | **300 90 110** | **300 90 91** | **300 90 3112** | **300 90 116** |
| 100-240V / 50-60Hz | 220-240V / 50-60Hz | 110-240V / 50-60Hz | 110-240V / 50-60Hz | 220-240V / 0\|50/60Hz |
| 0,1 IP54 | 0,1 IP20 | 0,1 IP20 | 0,3 IP65 | 0,2 IP20 |

## 500mA-DC

| | | | | |
|---|---|---|---|---|
| 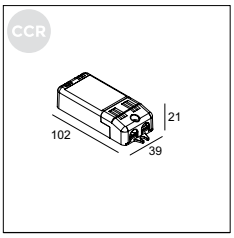 | 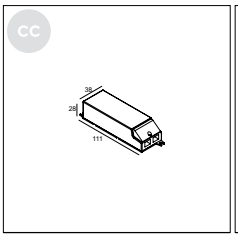 | 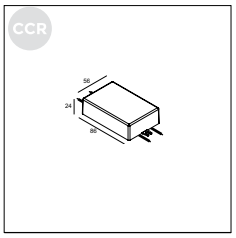 | 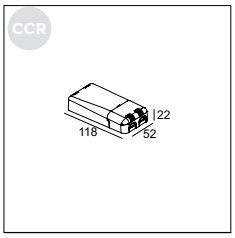 | |
| **500mA / 11W DIM8** | **500mA / 21W (110: 12W)** | **500mA / 22W DIM8** | **500mA / 21W DIM8** | |
| min. 45 | min. 48 | min. 61 | min. 55 | |
| 10-22V-DC | 3,5-42V-DC | 24-45V-DC | 16-42V-DC | |
| λ > 0,9 | λ 0,57 | λ > 0,9 | λ > 0,9 | |
| MAINS DIMMING (FE) | NON DIMMABLE | MAINS DIMMING (FE) | MAINS DIMMING (FE) | |
| **300 90 119** | **300 90 92** | **300 90 5120** | **300 90 121** | |
| 220-240V / 50-60Hz | 110-240V / 50-60Hz | 110-240V / 50-60Hz | 220-240V / 0\|50/60Hz | |
| 0,1 IP20 | 0,1 IP20 | 0,3 IP65 | 0,3 IP20 | |

## 650mA-DC SOFT DIM

| | |
|---|---|
| 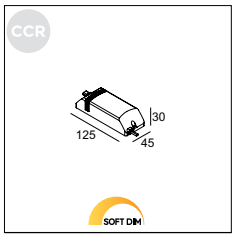 | 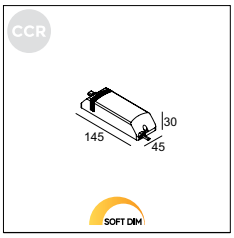 |
| **650mA** | **650mA** |
| min. 58 | min. 58 |
| 650mA / 10W / 12-16V-DC | 650mA / 10W / 12-16V-DC |
| λ 0,9 | λ 0,9 |
| MAINS DIMMING (FE) | DALI DIM |
| **300 90 915 ED8** | **300 90 915 ED5** |
| 220-240V / 50-60Hz | 220-240V / 50-60Hz |
| 0,1 IP20 | 0,1 IP20 |

## 700mA-DC

| | | |
|---|---|---|
| 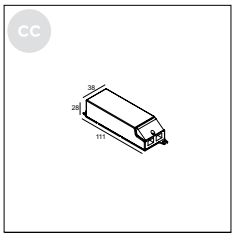 | 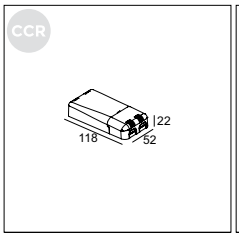 | 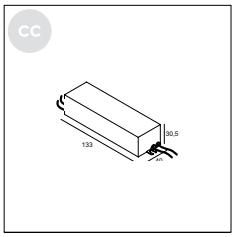 |
| **700mA / 17W (110V: 12W)** | **700mA / 20W DIM8** | **700mA / 36W DIM8** |
| min. 48 | min. 55 | min. 50 |
| 3,5-26V-DC | 16-28V-DC | 4-52V-DC |
| λ 0,6 | λ > 0,9 | λ 0,97 |
| NON DIMMABLE | MAINS DIMMING (FE) | NON DIMMABLE |
| **300 90 93** | **300 90 118** | **300 90 123** |
| 110-240V / 50-60Hz | 220-240V / 50-60Hz | 220-240V / 50-60Hz |
| 0,1 IP20 | 0,1 IP20 | 0,3 IP20 |

## 1050mA-DC

| |
|---|
| 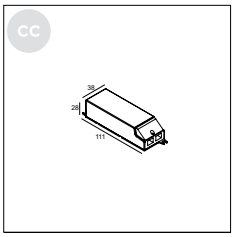 |
| **1050mA / 22W (110V: 12W)** |
| min. 48 |
| 24V-DC |
| λ 0,6 |
| NON DIMMABLE |
| **300 90 148** |
| 110-240V / 50-60Hz |
| 0,1 IP20 |

TEC

## MULTI-POWER

| CC | CCR FF | CCR FF | CCR FF | CCR |
|---|---|---|---|---|
| 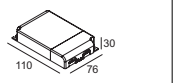  | 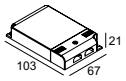  | 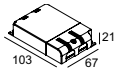  | 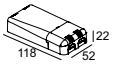  | 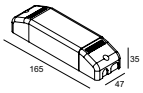  |
| **HV** | **DIM7** | **DIM5** | **DIM5** | **DIM6** |
| min. 90 | min. 72 | min. 72 | min. 55 | min. 56 |
| **350mA / 30W** 43-85V-DC | **350mA / 18W** 10-53V-DC | **350mA / 17W** 5-48V-DC | **350mA / 17W** 0-49V-DC | **350mA / 17W** 2-47V-DC |
| **500mA / 40W** 30-85V-DC | **500mA / 25W** 2-50V-DC | **500mA / 24W** 5-48V-DC | **500mA / 20W** 0-40V-DC | **500mA / 24W** 2-47V-DC |
| **650mA / 55W** 25-85V-DC | **650mA / 32W** 2-49V-DC | **650mA / 31W** 3-48V-DC | **700mA / 20W** 3-28V-DC | **700mA / 32W** 2-46V-DC |
| **700mA / 60W** 25-86V-DC | **700mA / 32W** 2-46V-DC | **700mA / 32W** 3-46V-DC | | |
| λ 0,95 | λ 0,95 | λ > 0,9 | λ > 0,9 | λ > 0,9 |
| NON DIMMABLE | 1-10V DIM / SWITCH DIM | DALI DIM | DALI DIM | SWITCH DIM / MAINS DIM (FE) |
| **300 90 135** | **300 90 64** | **300 90 68** | **300 90 125** | **300 90 61** |
| 220-240V / 50-60Hz | 110-240V / 50-60Hz (110V: 15W) | 110-240V / 50-60Hz (110V: 15W) | 110-240V / 50-60Hz (110V: 15W) | 220-240V / 50-60Hz |
| 0,1 IP20 | 0,1 IP20 | 0,2 IP20 | 0,2 IP20 | 0,2 IP20 |

| CCR FF | CCR FF |
|---|---|
| 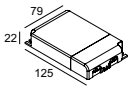  | 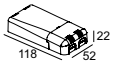  |
| **HV DIM7** | **DIM7** |
| min. 84 | min. 55 |
| **350mA / 39W** 2-112V-DC | **350mA / 18W** 15-50V-DC |
| **500mA / 56W** 2-112V-DC | **500mA / 20W** 5-40V-DC |
| **650mA / 60W** 2-92V-DC | **650mA / 20W** 3-31V-DC |
| **700mA / 60W** 2-86V-DC | **700mA / 20W** 3-29V-DC |
| λ > 0,9 | λ > 0,9 |
| 1-10V DIM / SWITCH DIM | 1-10V DIM / SWITCH DIM |
| **300 90 134** | **300 90 124** |
| 110-240V / 50-60Hz (110V: 40W) | 110-240V / 50-60Hz (110V: 15W) |
| 0,1 IP20 | 0,1 IP20 |

CC CONSTANT CURRENT

CCR CONSTANT CURRENT REDUCTION

FF FLICKER-FREE

# REQUIREMENTS
# LED POWER SUPPLY

## MULTI-POWER

| | | | | |
|---|---|---|---|---|
| CCR FF 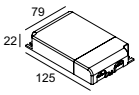  | CCR FF 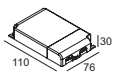  | CCR FF 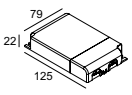  | NEW CCR FF 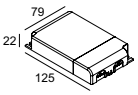  | NEW CCR FF 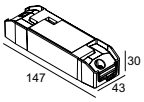  |
| **DIM9** | **HC DIM9** | **HV DIM9** | **WD** | **WD** |
| min. 84 | min. 90 | min. 90 | min. 84 | min. 54 |
| **350mA / 25W** 2-74V-DC | **1050mA / 45W** 2-44V-DC | **350mA / 39W** 20-112V-DC | **350mA / 25W** 2-74V-DC | **350mA / 18,5W** 3-54V-DC |
| **500mA / 35W** 2-72V-DC | **1200mA / 52W** 2-44V-DC | **500mA / 56W** 2-112V-DC | **500mA / 35W** 2-72V-DC | **500mA / 27W** 3-54V-DC |
| **650mA / 46W** 2-72V-DC | **1400mA / 55W** 2-43V-DC | **650mA / 60W** 2-92V-DC | **650mA / 46W** 2-72V-DC | **650mA / 35W** 3-54V-DC |
| **700mA / 50W** 2-72V-DC | | **700mA / 60W** 2-86V-DC | **700mA / 50W** 2-72V-DC | **700mA / 36W** 3-51V-DC |
| | | | **1050mA / 60W** 2-57V-DC | **1050mA / 38W** 3-36V-DC |
| λ > 0,9 | λ > 0,9 | λ > 0,9 | λ > 0,9 | λ > 0,9 |
| SWITCH / 1-10V / DALI DIM | SWITCH / 1-10V / DALI DIM | SWITCH / 1-10V / DALI DIM | WIRELESS DIM | WIRELESS DIM |
| **300 90 63** | **300 90 136** | **300 90 69** | **21012 004W** | **21012 005W** |
| 110-240V / 50-60Hz (110V: 40W) | 110-240V / 50-60Hz (110V: 40W) | 110-240V / 50-60Hz (110V: 40W) | 110-240V / 50-60Hz (110V: 40W) | 220-240V / 50-60Hz |
| 0,1 IP20 | 0,2 IP20 | 0,2 IP20 | 0,1 IP20 | 0,1 IP20 |

## EMERGENCY UNIT

| | |
|---|---|
| 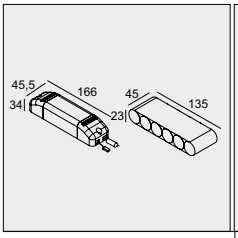  | 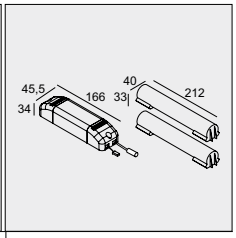  |
| **7W / 1H** | **7W / 3H** |
| 166 x 46 x 34 + 135 x 45 x 23 | 166 x 46 x 34 + 2 x (212 x 40 x 33) |
| **125-350mA** 9-46V-DC | **125-350mA** 9-46V-DC |
| **20 91 0701** | **202 91 0703** |
| 220-240V / 50-60 Hz | |
| NI-Cd BATTERY 7,2V - 1,6Ah EMERGENCY OPERATION 1h CHARGING TIME 24h | NI-Cd BATTERY 7,2V - 4Ah EMERGENCY OPERATION 3h CHARGING TIME 24h |
| 0,2 IP20 | 0,2 IP20 |

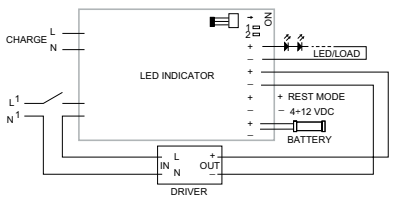


MAINTAINED WITH EXTERNAL ELECTRONIC DRIVER DIAGRAM
MAX. 2m DISTANCE EMERGENCY UNIT - DRIVER

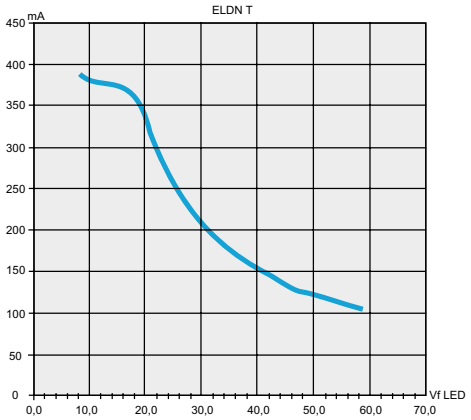


Emergency units are battery powered units that come into force in case of general power failure. In this Lighting Bible we offer emergency units specifically for LED luminaires. Thanks to the battery, a luminaire can keep emitting an amount of light, equal to a percentage of the nominal value when the luminaire is emitting at full power. This percentage is determined by the emergency unit and is known as the Ballast-Lumen Factor (BLF). More info on this Ballast Lumen Factor can be found on PAG TEC 14-15 based on the type of LED.

## 24V-DC

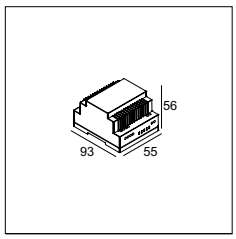


**24V-DC / 60W**

λ > 0,8

NON DIMMABLE

**300 89 24 61**

100-240V / 50-60Hz

0,1 IP54

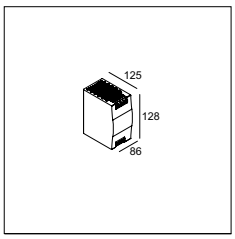


**24V-DC / 480W**

λ > 0,9

NON DIM

**300 89 24 480**

100-240V / 50-60Hz

1,6 IP20

## 24V-DC

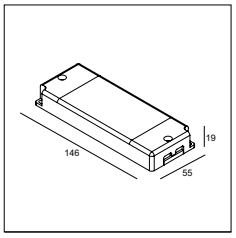


**24V-DC / 20W**

λ > 0,55

NON DIMMABLE

**300 89 24 20**

100-240V / 50-60Hz

0,1 IP54

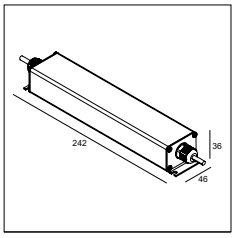


**24V-DC / 40W**

λ > 0,95

NON DIMMABLE

**300 89 24 40**

100-240V / 50-60Hz

0,1 IP67

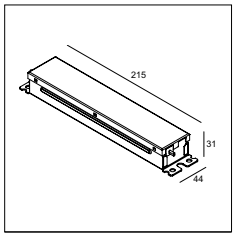


**24V-DC / 60W**

λ > 0,99

NON DIMMABLE

**300 89 24 60**

100-240V / 50-60Hz

0,1 IP67

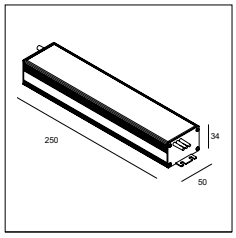


**24V-DC / 80W**

λ > 0,90

1-10V DIM

**300 89 24 80 ED1**

100-240V / 50-60Hz

0,3 IP67

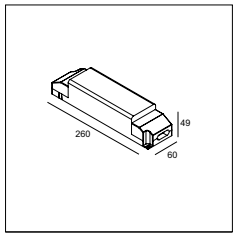


**24V-DC / 150W**

λ > 0,98

NON DIMMABLE

**300 89 24 150**

100-240V / 50-60Hz

0,1 IP20

| | | | | | **LEDFLEX** |
|---|---|---|---|---|---|
| max.4m (2m) | max.8m (max.5m/powerline) | max.12m (max.5m/powerline) | max.16m (max.5m/powerline) | max.30m (max.5m/powerline) | LEDFLEX IN / OUT |
| max.1m (0,5m) | max.2,5m | max.4m (max.3m/powerline) | max.5m (max.3m/powerline) | max.10m (max.3m/powerline) | LEDFLEX IN / OUT FP |
| max.0,9m (0,45m) | max.1,8m | max.2,7m | max.3,6m (max.3m/powerline) | max.6,8m (max.3m/powerline) | LEDFLEX IN HP |
| max.1,3m (0,6m) | max.2,7m | max.4,1m | max.5,5m (max.3m/powerline) | max.10,4m (max.3m/powerline) | LEDFLEX IN TW |
| max.1,3m* | max.2,7m* | max.4m* | - | max.10m* | LEDFLEX IN / OUT RGB |
| max.1,1m | max.2,3m | max.3,5m | max.4,7m | max.8,9m | LEDFLEX IN RGBW |

## 48V-DC

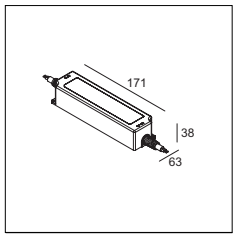


**48V-DC / 90W**

λ > 0,95

NON DIMMABLE

**300 89 48 90**

100-240V / 50-60Hz

0,8 IP67

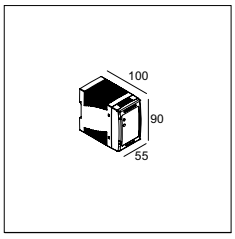


**48V-DC / 100W**

λ > 0,93

NON DIMMABLE

**300 89 48 100**

100-240V / 50-60Hz

0,4 IP20

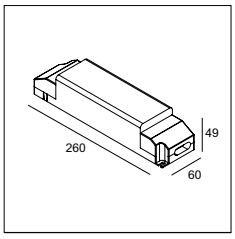


**48V-DC / 150W**

λ > 0,93

NON DIMMABLE

**300 89 48 150**

220-240V / 50-60Hz

0,3 IP20

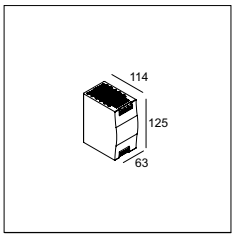


**48V-DC / 240W**

λ > 0,93

NON DIMMABLE

**300 89 48 240**

100-240V / 50-60Hz

1,0 IP20

# OPTIONS
# POWER CONVERTER

## LED POWER CONVERTER 48V-DC DIM1

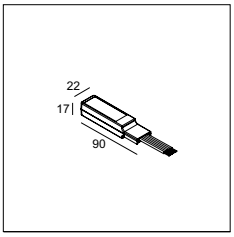


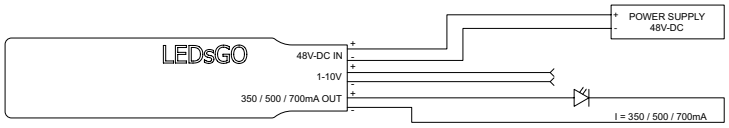


1-10V = 1-100% LIGHT / 0V = OFF

| 48V-DC ▸▸ 350mA-DC / 15W DIM1 | 48V-DC ▸▸ 500mA-DC / 22W DIM1 | 48V-DC ▸▸ 700mA-DC / 25W DIM1 |
|---|---|---|
| min. 30 | min. 30 | min. 30 |
| 1-10V DIM | 1-10V DIM | 1-10V DIM |
| **300 48 350 ED1** | **300 48 500 ED1** | **300 48 700 ED1** |
| 0,1 IP20 | 0,1 IP20 | 0,1 IP20 |

## LED POWER CONVERTER 48V-DC DIM5

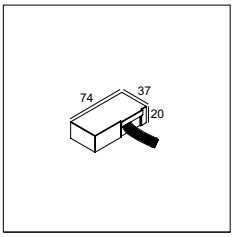


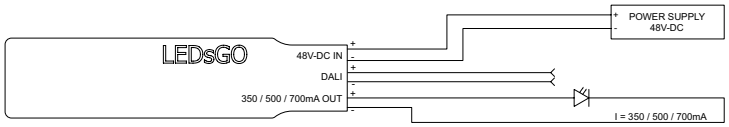


| 48V-DC ▸▸ 350mA-DC / 15W DIM5 | 48V-DC ▸▸ 500mA-DC / 22W DIM5 | 48V-DC ▸▸ 700mA-DC / 25W DIM5 |
|---|---|---|
| min. 45 | min. 45 | min. 45 |
| DALI DIM | DALI DIM | DALI DIM |
| **300 48 350 ED5** | **300 48 500 ED5** | **300 48 700 ED5** |
| 0,1 IP20 | 0,1 IP20 | 0,1 IP20 |

## LED POWER CONVERTER 48V-DC MODULATION DIM LOW VOLTAGE (MDL)

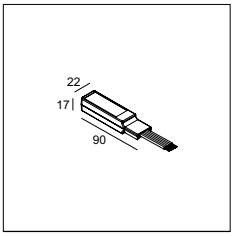


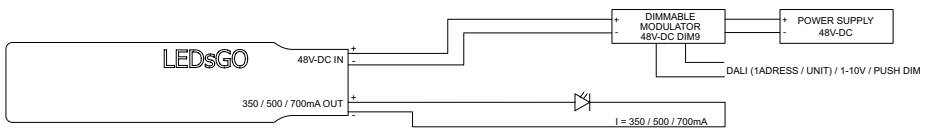


| 48V-DC ▸▸ 350mA-DC / 15W MDL | 48V-DC ▸▸ 500mA-DC / 22W MDL | 48V-DC ▸▸ 700mA-DC / 25W MDL |
|---|---|---|
| min. 30 | min. 30 | min. 30 |
| MODULATION DIM | MODULATION DIM | MODULATION DIM |
| **300 48 350 MDL** | **300 48 500 MDL** | **300 48 700 MDL** |
| 0,1 IP20 | 0,1 IP20 | 0,1 IP20 |

## LED POWER CONVERTER 48V-DC WIRELESS DIM LOW VOLTAGE (WDL)

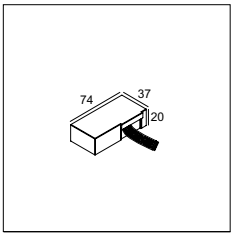


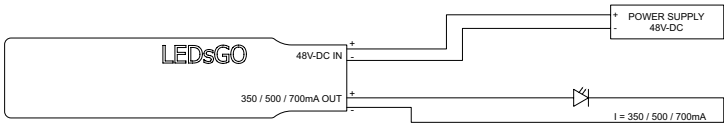


| 48V-DC ▸▸ 350mA-DC / 15W WDL | 48V-DC ▸▸ 500mA-DC / 22W WDL | 48V-DC ▸▸ 700mA-DC / 25W WDL |
|---|---|---|
| min. 45 | min. 45 | min. 45 |
| WIRELESS DIM | WIRELESS DIM | WIRELESS DIM |
| **300 48 350 WDL** | **300 48 500 WDL** | **300 48 700 WDL** |
| III 0,1 IP20 | III 0,1 IP20 | III 0,1 IP20 |

## LED POWER CONVERTER 24V-DC ▸▸ MULTI CURRENT / 48W DIM9

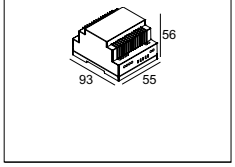


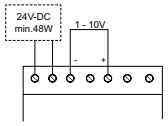


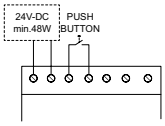


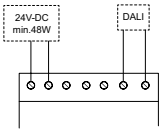


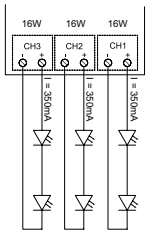


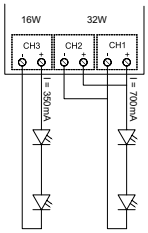


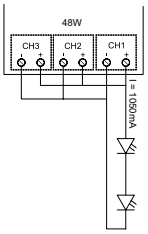


| 24V-DC ▸▸ MULTI CURRENT |
|---|
| 350mA-DC / 48W |
| 700mA-DC / 32W |
| 1050mA-DC / 48W |
| λ > 0,8 |
| SWITCH / 1-10V / DALI DM |
| **300 90 67** |
| 0,1 IP54 |

# OPTIONS
# VOLTAGE CONTROLLED

## LED POWER SUPPLY 24V-DC - INSTALLATION SCHEME / LEDFLEX WHITE

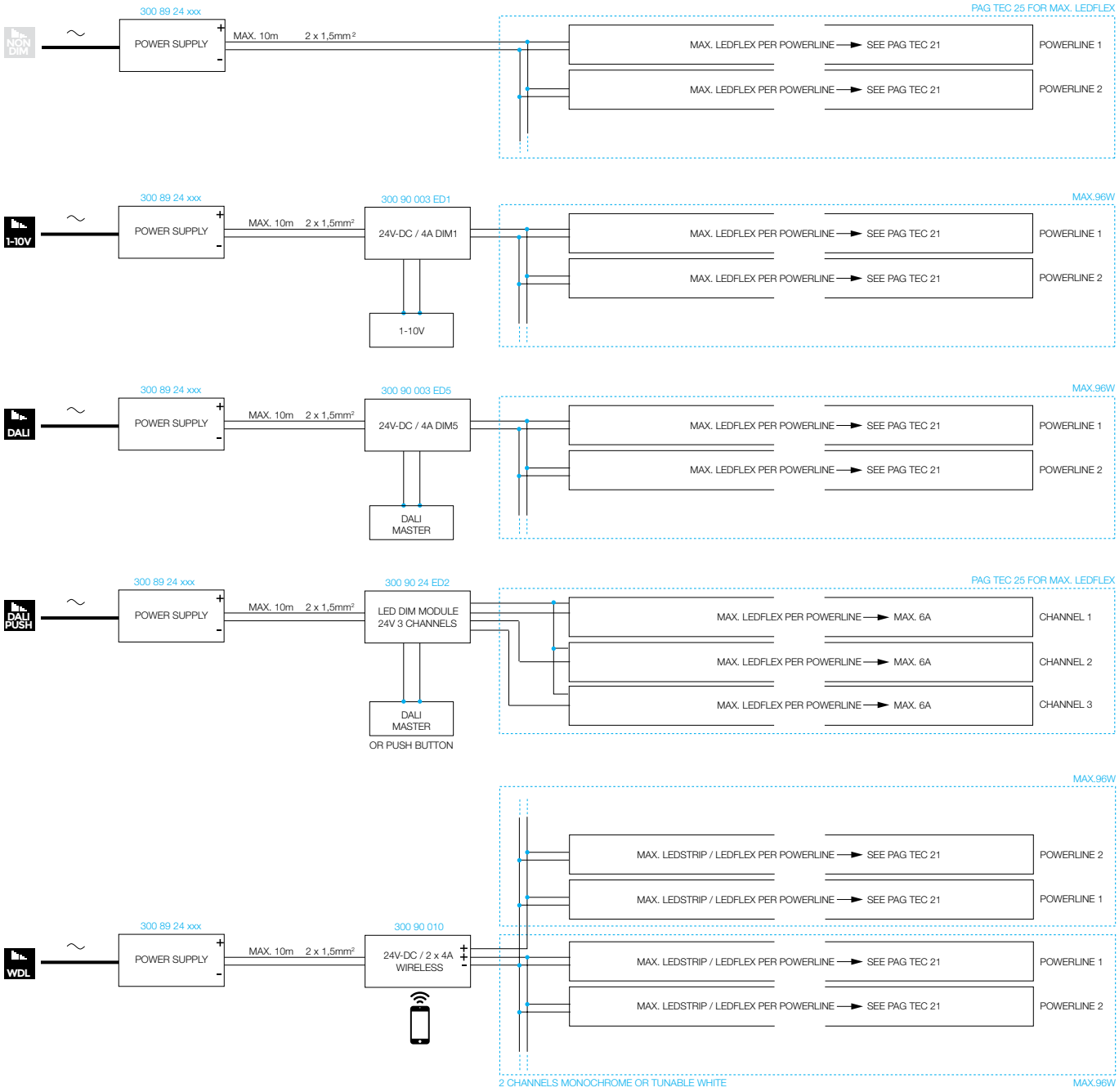


TEC

## LED POWER SUPPLY 24V-DC - INSTALLATION SCHEME / LEDFLEX RGB

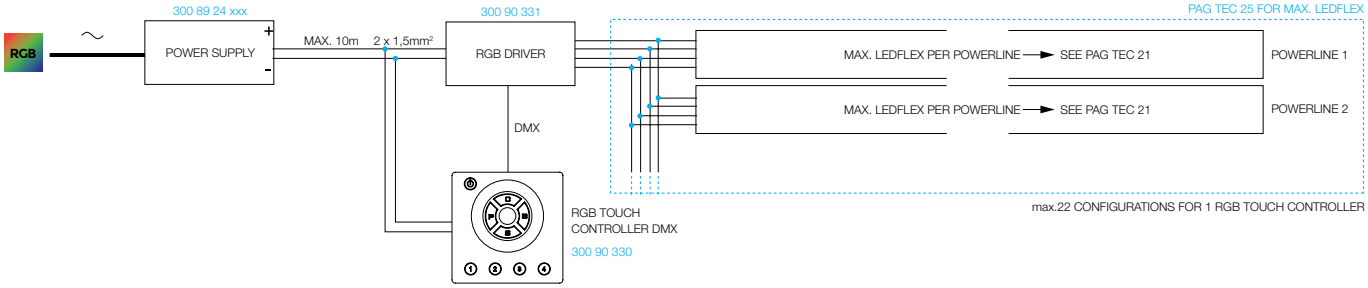


## LED POWER SUPPLY 24V-DC - INSTALLATION SCHEME - LEDFLEX TW

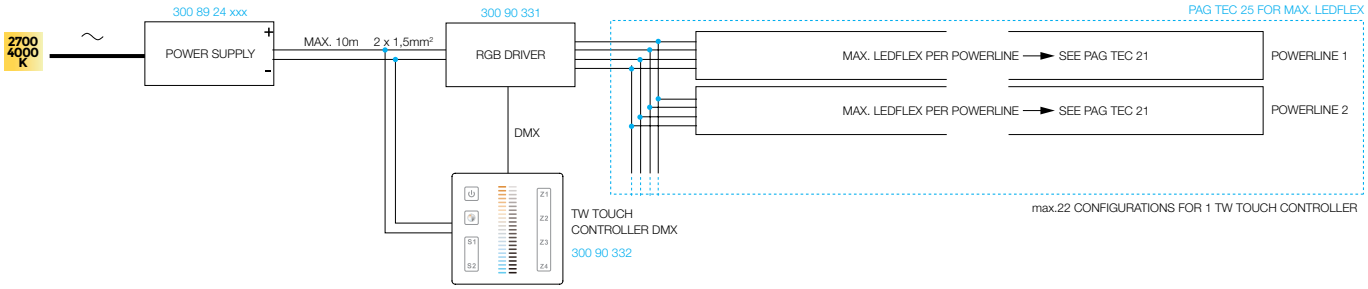


ALL DIAGRAMS ARE TYPICAL, PLEASE CHECK MAXIMUM POWER OF EACH INDIVIDUAL DIVICE FOR PRACTICAL USE.

TEC

# OPTIONS
# VOLTAGE CONTROLLED

## 24V-DC DIM UNIT

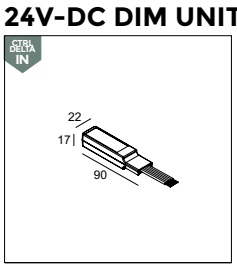


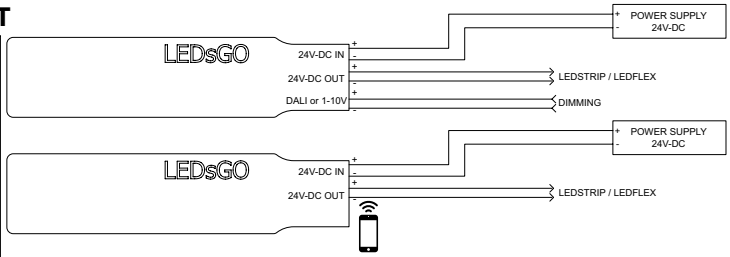


| 24V-DC / 4A DIM1 | 24V-DC / 4A DIM5 | 24V-DC / 4A WIRELESS DIM |
|---|---|---|
| min. 30 | min. 30 | min. 30 |
| 1-10V DIM | 1-10V DIM | 1-10V DIM |
| **300 90 003 ED1** | **300 90 003 ED5** | **300 90 010** |
| 24V-DC / 4A (max.96W) | 24V-DC / 4A (max.96W) | 24V-DC / 2 x 4A (max.96W) |
| 0,1 IP20 | 0,1 IP20 | 0,1 IP20 |

## LED DIMMODULE 24V

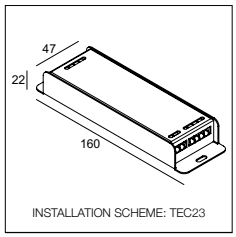


INSTALLATION SCHEME: TEC23

| 3CH / 6A DIM2 |
|---|
| DALI / SWITCH DIM<br>ONE UNIT ONLY |
| **300 90 24 ED2** |
| EXCL.POWER SUPPLY<br>12V-DC / 24V-DC<br>INPUT 12/24V-DC<br>OUTPUT MAX 432W / 18A<br>(3 DALI CHANNELS OF 6A)<br>FOR LEDFLEX W |
| 0,1 IP20 |

## TOUCH CONTROLLER

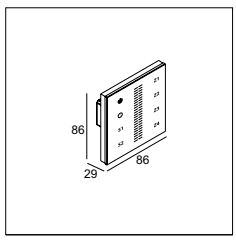


| TW TOUCH CONTROLLER DMX |
|---|
| min. 30 |
| DMX |
| **300 90 332** |
| INPUT<br>12V-DC / 24V-DC - DMX OUT |
| STATIC MODE<br>EXCL.POWER SUPPLY<br>12V-DC / 24V-DC |
| 0,1 IP20 |

NEW

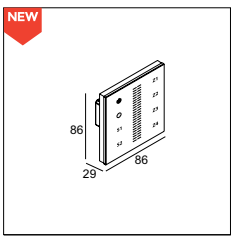


| RGB TOUCH CONTROLLER DMX |
|---|
| min. 30 |
| DMX |
| **300 90 330** |
| INPUT<br>12V-DC / 24V-DC - DMX OUT |
| DUAL MODE STATIC / DYNAMIC<br>EXCL.POWER SUPPLY<br>12V-DC / 24V-DC |
| 0,1 IP20 |

NEW

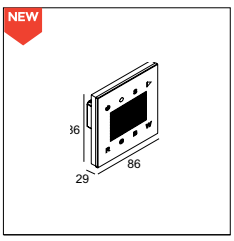


| RGBW TOUCH CONTROLLER DMX |
|---|
| min. 30 |
| DMX |
| **21031 0050** |
| INPUT<br>12V-DC / 24V-DC - DMX OUT |
| DUAL MODE STATIC / DYNAMIC<br>EXCL.POWER SUPPLY<br>12V-DC / 24V-DC |
| 0,1 IP20 |

## RGB DRIVER

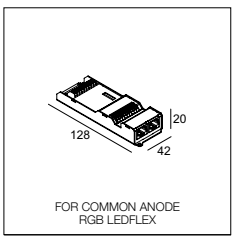


FOR COMMON ANODE
RGB LEDFLEX

| RGB DRIVER DMX |
|---|
| DMX |
| **300 90 331** |
| INPUT 12V-DC<br>OUTPUT RGB 75W |
| INPUT 24V-DC<br>OUTPUT RGB 150W |
| DUAL MODE DMX /<br>STAND ALONE<br>EXCL.POWER SUPPLY<br>12V-DC / 24V-DC |
| 0,1 IP20 |

## RGBW DRIVER

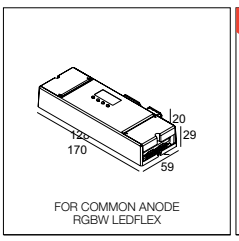


FOR COMMON ANODE
RGBW LEDFLEX

| RGBW DRIVER DMX |
|---|
| DMX |
| **21032 0010** |
| INPUT 24V-DC<br>OUTPUT 5 x 150W |
| DUAL MODE DMX /<br>STAND ALONE<br>EXCL.POWER SUPPLY<br>24V-DC |
| 0,1 IP20 |

## RGBW REPEATER

NEW




FOR COMMON ANODE
RGBW LEDFLEX

| RGBW REPEATER |
|---|
| - |
| **300 90 143** |
| INPUT 24V-DC<br>OUTPUT 4 x 8A |
| EXCL.POWER SUPPLY<br>24V-DC |
| 0,1 IP20 |

TEC

## TRANSFO

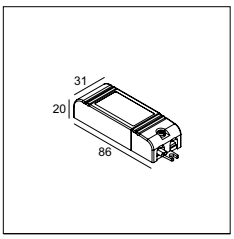


**TRANSFO 50W**

MAINS DIMMING (FE)

**200 46 06**

220-240V / 50-60Hz

0,1 IP20

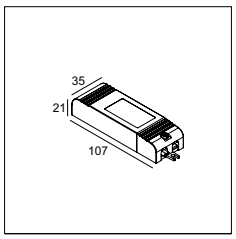


**TRANSFO 100W**

MAINS DIMMING (FE)

**200 46 10**

220-240V / 50-60Hz

0,1 IP20

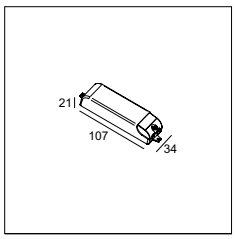


**LED TRANSFO 12V - 70W**

MAINS DIMMING (FE)

**300 89 12 71**

220-240V / 50-60Hz

OUTPUT 12V-AC

0,1 IP20

## FALLING EDGE DIMMER

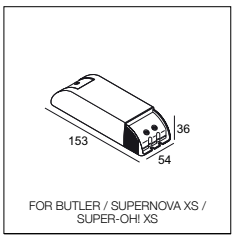


FOR BUTLER / SUPERNOVA XS / SUPER-OH! XS

**FALLING EDGE DIMMER 200W DIM 2**

DIMMING OUTPUT
FE DIMMING (ED8) 3-200W

**300 90 126**

220-240V / 50-60Hz

0,2 IP20

TEC

# OPTIONS
# INSTALLATION

## APPLICATION OF MOUNTING OPTIONS

Consult where used list of mounting options per luminaire: **www.deltalight.com/mountingoptions**

**SUSPENDED T-BAR & CEILING TILES (MIN. 8 MM)**



**APPLY:** (replace tile by MDF)
TRIMLESS KIT
MOUNTING KIT 55/64/75
MOUNTING KIT / MOUNTING KIT L
ZB BOX

**MF (METAL FRAME) CEILING DRY LINED / GYPROC / MDF**



**APPLY:**
TRIMLESS KIT
MOUNTING KIT 55/64/75
MOUNTING KIT / MOUNTING KIT L
ZB BOX

**STUCANET**



**APPLY:**
PLASTERKIT
CONCRETE BOX
TRIMLESS KIT
ZB BOX

**EXPOSED CONCRETE**



**APPLY:**
EXPOSED CONCRETE PACK

**CONCRETE + PLASTER**



**APPLY:**
PLASTERKIT
CONCRETE BOX
CONCRETE PACK
TRIMLESS KIT
MOUNTING KIT / MOUNTING KIT L
ZB BOX

**CONCRETE BEAM & BLOCK + PLASTER**



**APPLY:**
PLASTERKIT
CONCRETE BOX
CONCRETE PACK
TRIMLESS KIT
MOUNTING KIT / MOUNTING KIT L
ZB BOX

**PREFABRICATED CONCRETE PLATE**



**APPLY:**
EXPOSED CONCRETE PACK

**PREFABRICATED CONCRETE PLATE + PLASTER**



**APPLY:**
PLASTERKIT
CONCRETE BOX
TRIMLESS KIT
MOUNTING KIT / MOUNTING KIT L
ZB BOX

**BRICK + PLASTER**



**APPLY:**
PLASTERKIT
CONCRETE BOX
TRIMLESS KIT
MOUNTING KIT / MOUNTING KIT L
ZB BOX

## PLASTERKIT



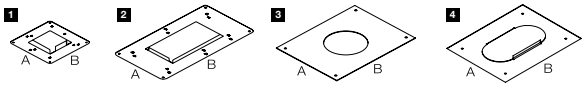


| PLASTERKIT | REFERENCE | A x B | □ | ○ | KG | | S1 min. - max. | S2 min. - max. | TYPE |
|---|---|---|---|---|---|---|---|---|---|
| PLASTERKIT 101 | 202 11 19 | 205 x 205 | | 77 | 0.1 | 80 x 180 | 195 - 205 | | 3 |
| PLASTERKIT 104 | 202 14 29 | 219 x 225 | | 75 - 79 - 75 | 0.1 | 160 x 190 | | | 4 |
| PLASTERKIT 118 | 202 56 99 01 | 280 x 280 | | 163 | 0.3 | 220 x 220 | | | 3 |
| PLASTERKIT 120 | 202 62 99 01 | 260 x 230 | 166 x 161 | | 0.2 | 190 x 170 | | | 2 |
| PLASTERKIT 121 | 202 62 99 02 | 260 x 399 | 166 x 298 | | 0.4 | 190 x 310 | | | 2 |
| PLASTERKIT 126 | 202 72 99 01 | 215 x 215 | 112 x 112 | | 0.3 | 120 x 120 | | | 1 |
| PLASTERKIT 127 | 202 72 99 02 | 215 x 250 | 112 x 215 | | 0.3 | 120 x 225 | | | 2 |
| PLASTERKIT 145 | 304 05 99 | 140 x 235 | 24 x 170 | | 0.1 | 110 x 180 | | | 2 |
| PLASTERKIT 161 | 207 01 161 | 200 x 200 | 75 x 75 | | 0.2 | 175 x 175 | 185 - 200 | 110 - 200 | 1 |
| PLASTERKIT 162 | 207 01 162 | 200 x 200 | 64 x 64 | | 0.1 | 155 x 155 | 165 - 200 | 90 - 200 | 1 |
| PLASTERKIT 164 | 207 01 164 | 230 x 230 | | 105 | 0.2 | 200 x 200 | | | 3 |
| PLASTERKIT 170 | 207 01 170 | 230 x 230 | | 98 | 0.3 | 100 x 220 | 220 - 230 | | 3 |
| PLASTERKIT 185 | 207 01 185 | 200 x 200 | | 121 | 0.2 | 170 x 170 | 133 - 152 | 133 - 152 | 3 |
| PLASTERKIT 186 | 207 01 186 | 190 x 150 | 75 x 75 | | 0.2 | 150 x 110 | | 105 - 140 | 1 |
| PLASTERKIT 193 | 207 01 193 | 230 x 230 | | 102 | 0.3 | 180 x 180 | 160 - 220 | | 3 |

## CONCRETE BOX



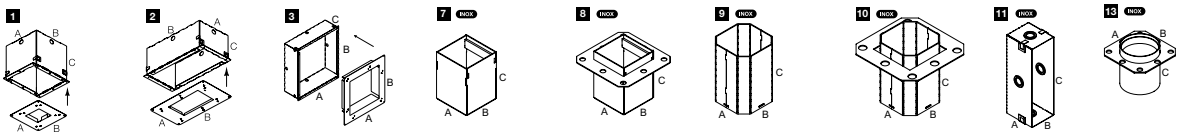


| CONCRETE BOX | REFERENCE | A x B x C | KG | | | TYPE |
|---|---|---|---|---|---|---|
| CONCRETE BOX 120 | 202 62 98 01 | 230 x 260 x 120 | 1.3 | 235 x 265 | 130 | 1 |
| CONCRETE BOX 121 | 202 62 98 02 | 260 x 399 x 120 | 2.2 | 265 x 405 | 130 | 2 |
| CONCRETE BOX 145 | 304 05 98 | 150 x 210 x 75 | 0.9 | 155 x 215 | 80 | 5 |
| CONCRETE BOX 151 | 302 19 21 | 42 x 42 x 58 | 0.1 | 43 x 43 | 65 | 8 |
| CONCRETE BOX TR 152 | 302 19 22 | 42 x 42 x 58 | 0.1 | 43 x 43 | 65 | 7 |
| CONCRETE BOX 153 | 302 20 21 | 43 x 43 x 60 | 0.1 | 43 x 43 | 65 | 10 |
| CONCRETE BOX TR 154 | 302 20 22 | 43 x 43 x 60 | 0.1 | 43 x 43 | 65 | 9 |
| CONCRETE BOX 161 | 270 11 161 | 202 x 202 x 186 | 0.6 | 207 x 207 | 196 | 1 |
| CONCRETE BOX 162 | 270 11 162 | 202 x 202 x 186 | 0.6 | 207 x 207 | 196 | 1 |
| CONCRETE BOX 186 | 270 11 186 | 145 x 105 x 70 | 0.4 | 150 x 110 | 75 | 3 |
| CONCRETE BOX 187 | 270 11 187 | 80 x 95 x 70 | 0.5 | 85 x 100 | 75 | 11 |
| CONCRETE BOX 188 | 270 11 188 | Ø60 x 65 | 0.5 | Ø67 | 65 | 13 |
| CONCRETE BOX 191 | 270 11 191 | 310 x 80 x 95 | 0.4 | 315 x 80 | 110 | 2 |
| CONCRETE BOX 192 | 270 11 192 | 130 x 120 x 105 | 0.4 | 135 x 125 | 115 | 2 |
| CONCRETE BOX 195 | 270 11 195 | Ø54 x 60 | 0.1 | Ø56 | 65 | 13 |
| CONCRETE BOX 196 | 270 11 196 | 51 x 51 x 60 | 0.1 | 52 x 52 | 65 | 8 |

# OPTIONS
# INSTALLATION

## MOUNTING KIT












TYPE 6







* Ø250 - 150 - Ø250

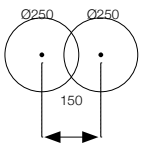







TYPE 8











TYPE 7

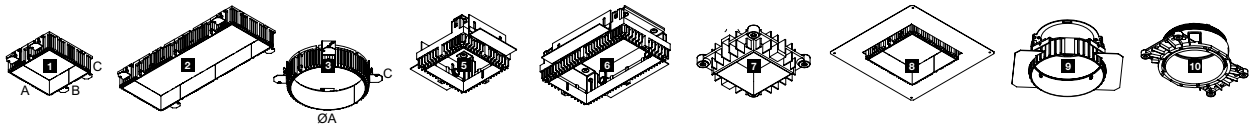


| | | | | Hollow material | | | Solid material | Option/ Requirement | |
|---|---|---|---|---|---|---|---|---|---|
| **MOUNTING KIT** | **REFERENCE** | **A x B x C** | KG | | | | min. - max. | **O/R** | **TYPE** |
| MOUNTING KIT 64 | 202 00 64 | 97 x 97 x 30 | 0.1 | | 105 | 9 or 12 | | O | 7 |
| MOUNTING KIT 75 | 202 00 75 | 117 x 117 x 30 | 0.1 | | 121 | 9 or 12 | | O | 7 |
| MOUNTING KIT 75 TRIMLESS | 202 01 75 | 117 x 117 x 30 | 0.1 | | 121 | 9 or 12 | | R | 7 |
| MOUNTING KIT 75 TRIMLESS O.F.A. | 202 01 75 OFA | 240 x 240 x 40 | 0.2 | | | | Ø182 | R | 10 |
| MOUNTING KIT FLUSH SPY | 414 90 01 | 82 x 140 x 22 | 0.2 | | 83 | 9 or 12 | Ø82 | O | 10 |
| MOUNTING KIT MIDISPY TRIMLESS | 414 90 02 | 82 x 140 x 108 | 0.4 | | 83 | 9 or 12 | Ø82 | R | 10 |
| MOUNTING KIT R60 TRIMLESS O.F.A. | 415 91 60 | 155 x 155 x 60 | 0.4 | | 92 | max.25 | Ø92 - 125 | R | 10 |
| MOUNTING KIT R82 TRIMLESS | 202 11 82 | 95 x 168 x 43 | 0.1 | | 105 | max.22 | | R | 9 |
| MOUNTING KIT R82 TRIMLESS O.F.A. | 15212 2000 | 138 X 97 X 45 | 0,3 | | 105 | max.25 | Ø105 | R | 10 |
| MOUNTING KIT R102 TRIMLESS O.F.A. | 15212 2010 | 172 X 117 X 56 | 0,4 | | 127 | | Ø127 | R | 10 |
| MOUNTING KIT R102 TRIMLESS O.F.A. | 400 91 02 OFA | 195 x 195 x 55 | 0.4 | | 133 | | | R | 10 |
| MOUNTING KIT TWEETER TRIMLESS | 202 15 61 971 | 214 x 125 x 70 | 0.6 | | 152 | max.25 | Ø182 | R | 9 |
| MOUNTING KIT GRAND REO TRIMLESS | 202 39 60 | 185 x 130 x 30 | 0.3 | | 133 | 12 or 16 | | R | 3 |
| MOUNTING KIT S102 TRIMLESS | 400 92 00 | 125 x 220 x 55 | 0.2 | 125 x 125 | | min.11 | | R | 1 |
| MOUNTING KIT S102 TRIMLESS O.F.A. | 400 92 00 O.F.A. | 264 x 264 x 55 | 0.3 | 230 x 160 | | | | R | 1 |
| MOUNTING KIT SNEAK-R TRIMLESS | 415 91 102 | 190 x 135 x 40 | 0.2 | | 137 | max.12 | 137 | R | 3 |
| GRID IN TRIMLESS 1 MOUNTING KIT | 202 61 95 01 | 171 x 171 x 55 | 0.4 | 173 x 173 | | max.25 | | O/R | 1 |
| GRID IN TRIMLESS 1 MOUNTING KIT HP | 202 61 95 01 HP | 171 x 171 x 55 | 0.4 | 173 x 173 | | max.25 | | R | 1 |
| GRID IN TRIMLESS 1 MOUNTING KIT LARGE | 202 61 95 01L | 293 x 293 x 55 | 0.7 | | | | Ø250 | O/R | 8 |
| GRID IN TRIMLESS 2 MOUNTING KIT | 202 61 95 02 | 171 x 310 x 55 | 0.7 | 312 x 173 | | max.25 | | O | 2 |
| GRID IN TRIMLESS 2 MOUNTING KIT HP | 202 61 95 02 HP | 171 x 310 x 55 | 0.7 | 312 x 173 | | max.25 | | R | 2 |
| GRID IN TRIMLESS 2 MOUNTING KIT LARGE | 202 61 95 02L | 432 x 293 x 55 | 0.9 | | | | Ø250 - 150 - Ø250* | O | 8 |
| MINIGRID IN 1 MOUNTING KIT | 202 71 95 01 | 129 x 129 x 100 | 0.5 | 130 x 130 | | max.25 | | O/R | 5 |
| MINIGRID IN 1 MOUNTING KIT HP | 202 71 95 01 HP | 129 x 129 x 100 | 0.5 | 130 x 130 | | max.25 | | R | 5 |
| MINIGRID IN 1 MOUNTING KIT LARGE | 202 71 95 01L | 245 x 245 x 100 | 0.9 | | | | Ø202 | O/R | 8 |
| MINIGRID IN 2 MOUNTING KIT | 202 71 95 02 | 129 x 232 x 100 | 0.8 | 130 x 233 | | max.25 | | O | 6 |
| MINIGRID IN 2 MOUNTING KIT HP | 202 71 95 02 HP | 129 x 232 x 100 | 0.8 | 130 x 233 | | max.25 | | R | 6 |
| MINIGRID IN 2 MOUNTING KIT LARGE | 202 71 95 02L | 342 x 245 x 100 | 1.0 | | | | Ø202 - 100 - Ø202* | O | 8 |
| SUPERNOVA 125 RECESSED KIT | 274 94 1310 | Ø1325 x 115 | 4.6 | | 1335 | max.25 | | R | 3 |
| SUPERNOVA 65 RECESSED KIT | 274 94 0710 | Ø725 x 115 | 3.1 | | 735 | max.25 | | R | 3 |
| SUPERNOVA 95 RECESSED KIT | 274 94 1010 | Ø1025 x 115 | 3.1 | | 1035 | max.25 | | R | 3 |
| SUPERNOVA XS RECESSED KIT 260 | 274 88 029 | Ø299 x 126 | 1.1 | | 301 | max.25 | | R | 3 |
| SUPERNOVA XS RECESSED KIT 330 | 274 88 036 | Ø369 x 126 | 1.4 | | 371 | max.25 | | R | 3 |
| SUPERDOME RECESSED KIT | 321 96 1036 | 1210 x 1210 x 56 | 4.2 | 1105 x 1105 | | 12 | | R | - |
| MOUNTING KIT INLET FLUSH | 304 05 01 | 140 x 200 x 38 | 0.2 | 55 x 190 | | | | O | 8 |
| MOUNTING KIT TRIMLESS MIDISPY O.F.A. | 15212 2030 | 138 X 97 X 45 | 0,3 | | 105 | max.25 | Ø105 | R | 10 |
| MOUNTING KIT DOT.COM M4 TRIMLESS | 424 512 04 00 | 199 X 35 X 43 | 0,1 | 127 x 36 x 60 | | | 5-22 | R | 6 |
| MOUNTING KIT FLUSH IMAX II ROUND | 15215 0010 | 118 x 118 x 25 | 0,3 | | 121 | 12 | Ø121 | O | 7 |
| MOUNTING KIT FLUSH IMAX II SQUARE | 15215 0020 | 125 x 170 x 23 | 0,2 | 126 x 126 | | 12 | | O | 7 |
| MOUNTING KIT TAGLINE TRIMLESS | 304 04 01 | 172 x 72 x 33 | 0,3 | 174 x 26 x 45 | | | min.12,5 | R | 6 |

# OPTIONS
# INSTALLATION

## CONCRETE PACK

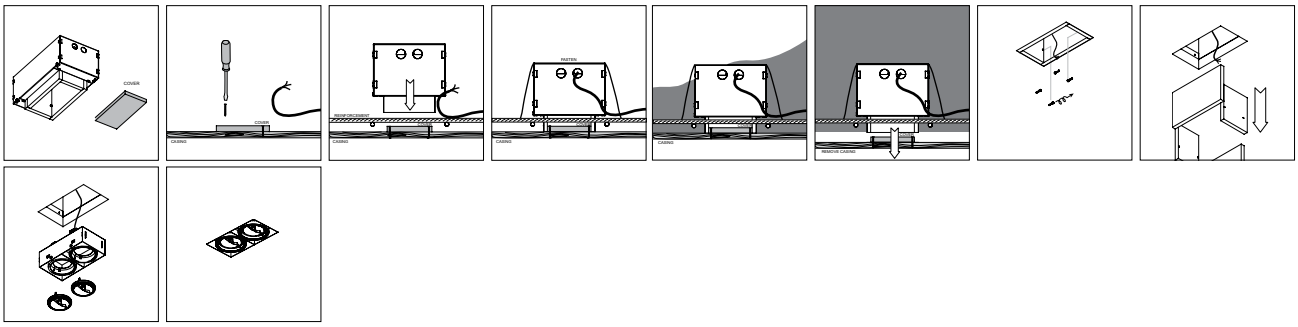

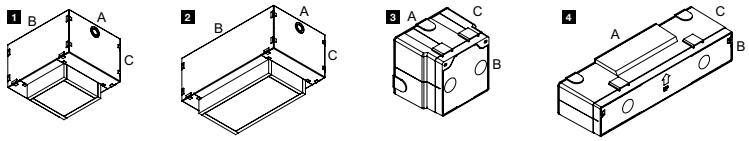


| CONCRETE PACK | REFERENCE | A x B x C | KG | | | TYPE |
|---|---|---|---|---|---|---|
| EXPOSED CONCRETE PACK GIT 1 | 202 61 96 01 | 220 x 262 x 210 | 3.1 | 220 x 262 | 210 | 1 |
| EXPOSED CONCRETE PACK GIT 2 | 202 61 96 02 | 220 x 401 x 210 | 6.5 | 220 x 401 | 210 | 2 |
| CONCRETE PACK LOGIC W L | 304 32 96 | 310 x 80 x 95 | 0.4 | 315 x 80 | 135 | 4 |
| CONCRETE PACK LOGIC W S | 304 33 96 | 130 x 120 x 105 | 0.4 | 135 x 125 | 140 | 3 |
| CONCRETE PACK MGIT 1 | 202 71 96 01 | 133 x 160 x 133 | 1.5 | 160 x 160 | 140 | 1 |
| CONCRETE PACK MGIT 2 | 202 71 96 02 | 234 x 160 x 133 | 2.1 | 260 x 160 | 140 | 2 |

## ZB BOX



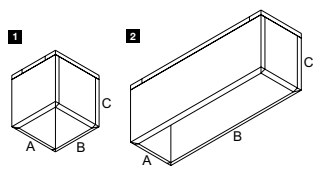


DEPTH ↕ MAY VARY ACCORDING TO THE LUMINAIRE USED.
ALWAYS CHECK THE CORRECT DEPTH OF THE LUMINAIRE.

| ZB BOX | REFERENCE | A x B x C | KG | | | | TYPE |
|---|---|---|---|---|---|---|---|
| GRID IN ZB 1 BOX L | 202 60 98 01 | 183 x 183 x 128 | 1.7 | 184 x 184 | 148 | | 1 |
| GRID IN ZB 2 BOX L | 202 60 98 02 | 183 x 336 x 128 | 2.4 | 184 x 337 | 148 | | 2 |
| MINIGRID IN ZB 1 BOX L | 202 70 98 01 | 140 x 140 x 128 | 1.2 | 141 x 141 | 148 | | 1 |
| MINIGRID IN ZB 2 BOX L | 202 70 98 02 | 140 x 250 x 128 | 1.8 | 141 x 251 | 148 | | 2 |

## CABLE CLAMP



**CABLE CLAMP**

**15229 0010 ◇**

◇ B

0,1

## SUSPENSION / CONNECTION

play.deltalight.com/suspensiontrimlessconcrete
play.deltalight.com/suspensiontrimlessplasterboard

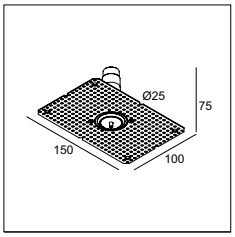


**SUSPENSION TRIMLESS O.F.A.**

62 x 80 9 or 12
102 x 80 (CONCRETE)

**328 10 01**

INCL.
1 x AUTOMATIC ADJUSTMENT

0,2

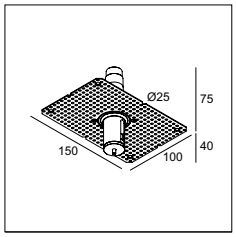


**SUSPENSION + CONNECTION TRIMLESS O.F.A.**

62 x 80 9 or 12
102 x 80 (CONCRETE)

**328 10 02**

4A / 250V

INCL.
1 x CONNECTOR max. 3x 2,5 mm²
1 x AUTOMATIC ADJUSTMENT

0,2

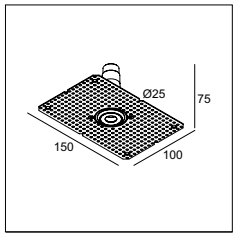


**CONNECTION TRIMLESS O.F.A.**

62 x 80 9 or 12
102 x 80 (CONCRETE)

**328 10 03**

4A / 250V

INCL.
1 x CONNECTOR max. 3x 2,5 mm²

0,2







## CABLE BASE

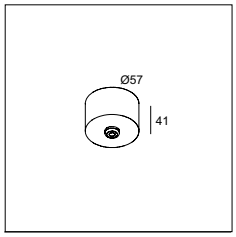


**CABLE BASE R**

**203 99 55 ◇**

◇ ANO / B / W

0,1

**OPTIONS**
COVERSET R 62-90-100

## CABLE BASE

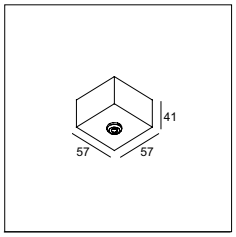


**CABLE BASE S**

**203 99 56 ◇**

◇ ANO / B / W

0,1

**OPTIONS**
COVERSET S 62-90-100

## COVERSET

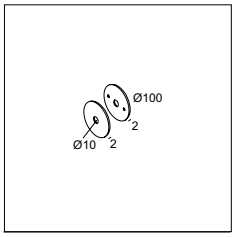


**COVERSET R 100**

**204 00 100 ◇**

**COVERSET R 90**

**204 00 90 ◇**

**COVERSET R 62**

**204 00 62 ◇**

◇ ANO / B / W

0,1

## COVERSET

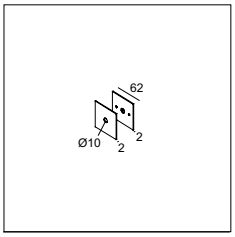


**COVERSET S 90**

**204 90 90 ◇**

**COVERSET S 80**

**204 80 80 ◇**

**COVERSET S 62**

**204 62 62 ◇**

◇ ANO / B / W

0,1

TEC

# OPTIONS
# INSTALLATION

## CBOX

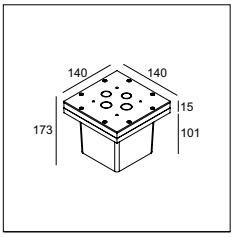


**CBOX**

142 x 142 x 300

**216 12 00**

INCL.2 x PG13,5 / 1 x PG11

0,5 IP67

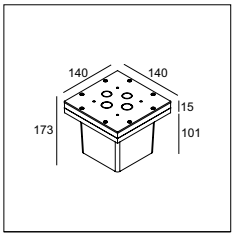


**CBOX 350MA / 10W**

142 x 142 x 300

**216 14 35**

220-240V / 50-60Hz

INCL.2 x PG13,5 / 2 x PG11
INCL.LED POWER SUPPLY
350mA-DC / 10W
CURRENT CONTROLLED

0,7 IP67

## CONNECTOR

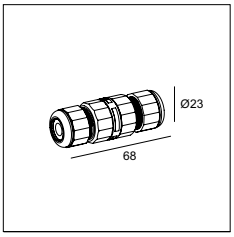


**IP68 CONNECTOR 3P**

**216 12 02**

CABLE Ø7,5-10 mm
MAX.3 x 4mm²
4A 250V

0,1 IP68

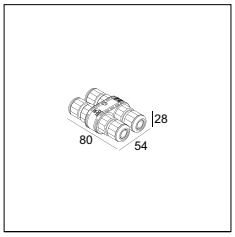


**IP68 JUNCTION BOX**

**431 99 02**

4xCABLE Ø7,5-10 mm
MAX.3 x 4mm²
4A 250V

0,1 IP68

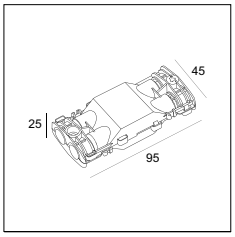


**IP68 CONNECTION KIT**

**216 12 01**

CABLE Ø7,5-10 mm
MAX.3 x 4mm²
4A 250V

0,1 IP68



## LOGIC BOX

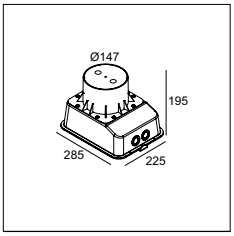


**LOGIC R OK BOX**

290 x 230 x 215

**213 50 10**

INCL.1 x BASE PLATE
EXCL.TRANSFO
max.500kg

0,5 IP67

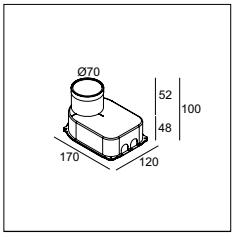


**LOGIC 60 BOX R**

175 x 125 x 105

**213 19 10**

INCL.1 x BASE PLATE
EXCL.TRANSFO
max.500kg

0,7 IP67

## GENIE BOX

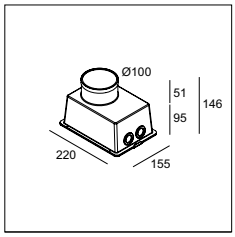


**GENIE BOX 90 R**

224 x 159 x 150

**213 19 09**

INCL.1 x BASE PLATE
EXCL.TRANSFO

max.500kg

0,6

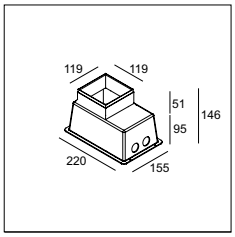


**GENIE BOX 90 S**

224 x 159 x 155

**213 19 08**

INCL.1 x BASE PLATE
EXCL.TRANSFO
max.500kg

0,6

TEC

## PIN 1

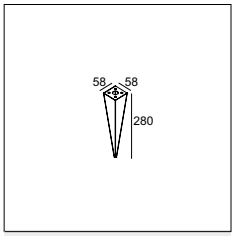


**229 01 01**

0,5

## PIN 2

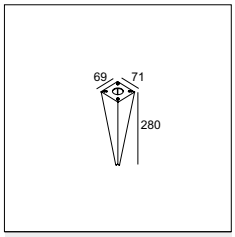


**229 01 02**

0,5

## PIN 3

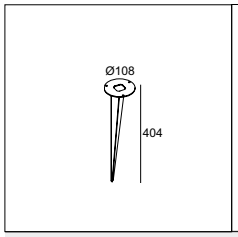


**229 01 03**

0,5

## PIN 4

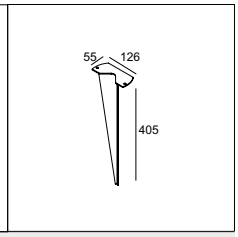


**229 01 04**

0,5

## PIN 11

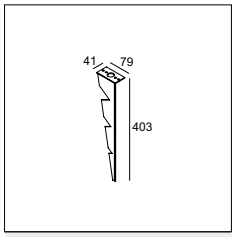


**229 01 11**

0,5

## PIN 12

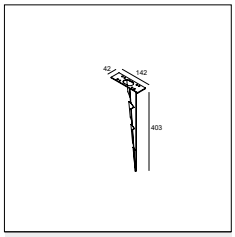


**229 01 12**

0,5

## PIN 14

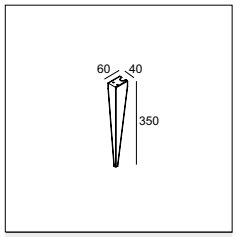


**229 01 14**

0,5

## PIN 15

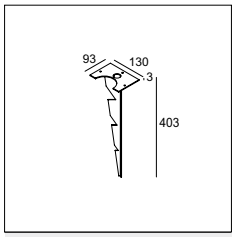


**229 01 15**

0,5

## PIN 16

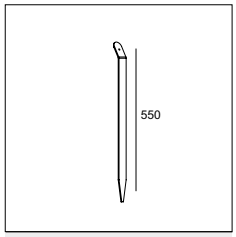


**229 01 16**

0,2

## PIN 17

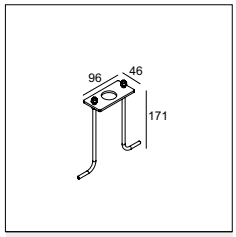


**15222 0170**

0,5

## PIN 18

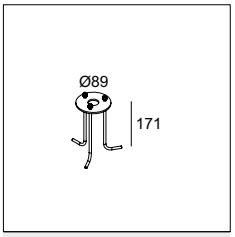


**15222 0180**

0,5

## PLATE 1

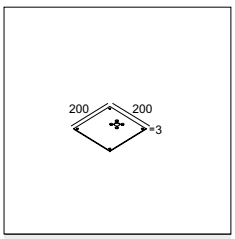


**229 02 01**

0,5

## PLATE 2

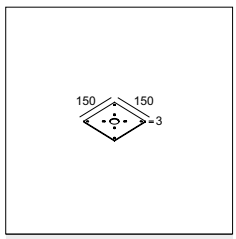


**229 02 02**

0,5

## PLATE 3

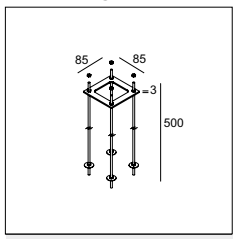


**229 02 03**

0,5

## PLATE 7

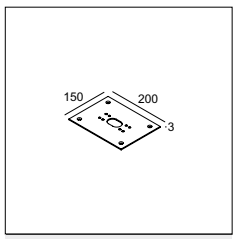


**229 02 07**

0,5

## PLATE 11

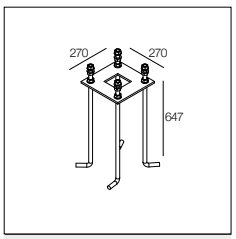


**229 02 11**

2,0

TEC

# PHOTOMETRICS

Apart from the lumen output and the power it consumes, a luminaire is characterized by its luminous distribution. At Delta Light® we have the knowledge and infrastructure in-house to determine those characteristics of the luminous distribution.



**Polar diagram**

The luminous distribution of a luminaire is shown in a polar diagram, which is a two-dimensional representation of a three-dimensional measurement of the luminaire by the photogoniometer. The curve on this diagram tells us the direction whereto the light is being emitted, together with the luminous intensity of the light in the different directions, in function of the viewing angle in different planes. The C0-plane is represented by a full line and indicates the luminous distribution of the luminaire, perpendicular to the light source's longitudinal axis. In case of round or square shaped luminaires where no longitudinal axis can be determined, the C0-plane indicates the main direction of the light being emitted The C90-plane is represented by a dashed line and indicates the light distribution along the longitudinal axis. On the diagram each circle represents a value of the light intensity and is expressed in candela per kilolumen (cd/klm). The circles are divided in angles that indicate the direction of the light intensity.

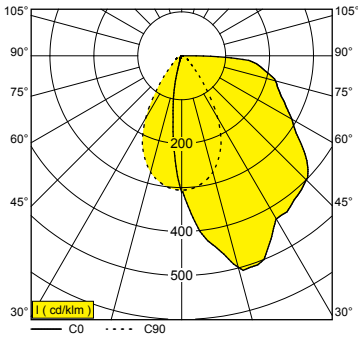


As an example we have the polar diagram of the Sneak-R on the left. The C0-plane shows that almost all of the light is emitted forward and only a small amount of light is emitted backwards (full curve lies between -15° and 90° in the C0-plane). As the curve does not exceed the 90° line, it means that no light is emitted upwards. The peak of the curve is around 15° and shows a value of over 500 cd/klm. On the C90-plane we see a symmetrical curve between -35° and 35° with a peak at 0° and a value of 300 cd/klm.

Up-to-date photometrics of the luminaires mentioned in this Lighting Bible® are available on the website. Photometrics on the new luminaires will be available in the upcoming months.

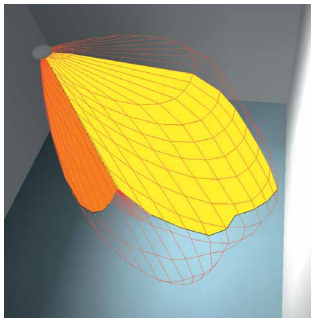

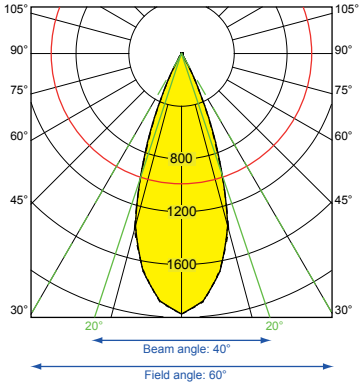


**Beam angle**

Important to know is how 'beam angle' exactly is defined? It is the degree of width of the light that is emitted by a light source and it is determined by the angle between the 2 points on an axis where the intensity of the light drops down to 50% of the maximum light intensity ($I_{max}$) of the light source. This 50% of $I_{max}$ determines from which point the light fades and from where the human eye will consider the light as being spill light. The human eye will particularly see the inner circle as highlight, also known as the half value angle or beam angle, whereas the outer circle is known as the field angle. The example on the right has an $I_{max}$ of 2000 cd/klm. By taking half of this value (1000 cd/klm) and intersecting the curve, we can determine the beam angle, which is 40°. The outer lines of the curves determine the field angle, which is in this case 60°.





# INDEX
# BY NAME

## A


| | |
|---|---|
| AC SURGE PROTECTOR | TEC 16 |
| ANTI-GLARE TUBE | FOLD-OUT |
| ASTRIX | EXT 1067 |
| ASTRIX D | EXT 1067 |
| AULA | EXT 1039 |


## B


| | |
|---|---|
| BAZIL | EXT 1029 |
| B-LINER 65 - PROFILE | PRO 855 |
| B-LINER 65 IP | EXT 913 |
| B-LINER 65 P630 | INT 471 |
| BORDERLINE - PROFILE | PRO 747 |
| BOTANIC | EXT 1039 |
| BOWL GLASS | FOLD-OUT |
| BOXY | INT 263 |
| BOXY + | INT 263 |
| BOXY 2 L+ | INT 261, EXT 917 |
| BOXY GLASS SBL | FOLD-OUT |
| BOXY HONEYCOMB | FOLD-OUT |
| BOXY L+ | INT 261, EXT 917 |
| BOXY L+ WDL | INT 261 |
| BOXY R | INT 257 |
| BOXY R ADM | INT 623 |
| BOXY R C | INT 259 |
| BOXY R DIM8 | INT 257, EXT 905 |
| BOXY R Hi | INT 257 |
| BOXY R OK | INT 257 |
| BOXY R WDL | INT 257 |
| BOXY RB | INT 259 |
| BOXY SOFTENING LENS | FOLD-OUT |
| BOXY WL+ | INT 571 |
| BOXY XL R | INT 259 |
| BOXY XL R C | INT 259 |
| BOXY XL R DIM1 | INT 259 |
| BOXY XL S | INT 265 |
| BOXY XL S DIM1 | INT 265 |
| BREESS 25 | INT 563 |
| BREESS 36 | INT 563 |
| BUTLER P | EXT 1043 |
| BUTLER P DOWN-UP | EXT 1043 |
| BUTLER W | EXT 943 |
| BUTLER W D | EXT 943 |
| BUTLER W D DOWN-UP | EXT 943 |
| BUTLER W DOWN-UP | EXT 943 |


## C


| | |
|---|---|
| CABLE BASE R | TEC 33 |
| CABLE BASE S | TEC 33 |
| CABLE CLAMP | TEC 33 |
| CARREE GT Hi | INT 173 |
| CARREE GT LED | INT 173 |
| CARREE GT LED SOFT | INT 173 |
| CARREE II Hi | INT 171 |
| CARREE II OK Hi | INT 171 |
| CARREE ST | INT 171 |
| CARREE ST L LED | INT 169 |
| CARREE ST LED | INT 169 |
| CARREE ST LED IP | INT 169 |
| CARREE ST OK | INT 171 |
| CARREE ST OK LED | INT 169 |
| CARREE ST OK SOFT | INT 169 |
| CARREE TRIMLESS LED | INT 167 |
| CARREE TRIMLESS LED IP | INT 167 |
| CARREE TRIMLESS OK | INT 167 |
| CARREE TRIMLESS OK LED | INT 167 |
| CARREE TRIMLESS OK LED SOFT | INT 167 |
| CARREE X LED S1 | EXT 895 |
| CARREE X LED S2 | EXT 895 |
| CBOX | TEC 34 |
| CBOX 350 mA / 10W | TEC 34 |
| CENTRAL ROD SUSPENSION | INT 419 |
| CENTRAL ROD SUSPENSION CRL | PRO 863 |
| CENTRAL ROD SUSPENSION SUPERNOVA FLAT | INT 425 |
| CENTRAL SUSPENSION | INT 401 |
| CENTRAL SUSPENSION SUPERNOVA FLAT | INT 425 |
| CIRCLE | INT 99 |
| CIRCLE Hi | INT 99 |
| CIRCLE LED | INT 99 |
| CLIP 111 | FOLD-OUT |
| C-MAX | INT 83 |
| C-MAX Hi | INT 83 |
| CONCRETE BOX 120 | TEC 29 |
| CONCRETE BOX 121 | TEC 29 |
| CONCRETE BOX 145 | TEC 29 |
| CONCRETE BOX 151 | TEC 29 |
| CONCRETE BOX 153 | TEC 29 |
| CONCRETE BOX 161 | TEC 29 |
| CONCRETE BOX 162 | TEC 29 |
| CONCRETE BOX 186 | TEC 29 |
| CONCRETE BOX 187 | TEC 29 |
| CONCRETE BOX 188 | TEC 29 |
| CONCRETE BOX 191 | TEC 29 |
| CONCRETE BOX 192 | TEC 29 |
| CONCRETE BOX 195 | TEC 29 |
| CONCRETE BOX 196 | TEC 29 |
| CONCRETE BOX TR 152 | TEC 29 |
| CONCRETE BOX TR 154 | TEC 29 |
| CONCRETE PACK LOGIC W L | TEC 32 |
| CONCRETE PACK LOGIC W S | TEC 32 |
| CONCRETE PACK MGIT 1 | TEC 32 |
| CONCRETE PACK MGIT 2 | TEC 32 |
| CONE PUT LED | FOLD-OUT |
| CONNECTION TRIMLESS O.F.A. | PRO 659, TEC 33 |
| COVERSET R | TEC 33 |
| COVERSET S | TEC 33 |


## D


| | |
|---|---|
| DALI REPEATER | TEC 5 |
| DC SURGE PROTECTOR | TEC 16 |
| DEEP RINGO | INT 93 |
| DEEP RINGO Hi | INT 93 |
| DEEP RINGO Hi IP | INT 93 |
| DEEP RINGO LED | INT 91 |
| DEEP RINGO LED IP | INT 91 |
| DEEP RINGO LED SOFT | INT 91 |
| DEEP RINGO RIBS | INT 89 |
| DEEP RINGO RIBS IP | INT 89 |
| DEEP RINGO RIBS SOFT | INT 89 |
| DEEP RINGO S LED | INT 95 |
| DEEP RINGO S LED SOFT | INT 95 |
| DEEP RINGO X | EXT 891 |
| DIRO DUO ST OK LED | INT 71 |
| DIRO GT LED | INT 73 |
| DIRO GT LED SOFT | INT 73 |
| DIRO OK | INT 71 |
| DIRO OK Hi | INT 71 |
| DIRO SBL L | INT 73 |
| DIRO SBL L ON | INT 247 |
| DIRO SBL M | INT 73 |
| DIRO SBL S | INT 73 |
| DIRO SBL S ON | INT 247 |
| DIRO ST OK | INT 71 |
| DIRO ST OK LED | INT 71 |
| DIRO TRIMLESS LED | INT 69 |
| DIRO TRIMLESS LED IP | INT 69 |
| DIRO TRIMLESS LED SOFT | INT 69 |
| DIRO TRIMLESS OK | INT 69 |
| DIRO TRIMLESS OK LED | INT 69 |
| D-LINER - PROFILE | PRO 769 |
| D-LINER RM TYPE 2 | PRO 768 |
| DOT.COM L WALLWASH 02 ST HO | INT 161 |
| DOT.COM L WALLWASH 06 ST HO | INT 161 |
| DOT.COM L WALLWASH 08 ST HO | INT 161 |
| DOT.COM L WALLWASH 12 ST HO | INT 161 |
| DOT.COM L2 ON | INT 279 |
| DOT.COM L2 ST | INT 159 |
| DOT.COM L4 ON | INT 279 |
| DOT.COM L4 ST | INT 159 |
| DOT.COM LEDLINE - PROFILE | PRO 809 |
| DOT.COM M4 ST OK | INT 157 |
| DOT.COM M4 TRIMLESS | INT 157 |
| DOT.COM ON - PROFILE | PRO 811 |
| DOT.COM ON WALLWASH 06 HO | INT 285 |
| DOT.COM ON WALLWASH 08 HO | INT 285 |
| DOT.COM ON WALLWASH 12 HO | INT 285 |
| DOT.COM S3 ST | INT 155 |
| DOT.COM S6 ST | INT 155 |
| DOT.COM TRIMLESS - PROFILE | PRO 809 |
| DOX 100 DOWN-UP LED | EXT 991 |
| DOX 100 LED | EXT 991 |
| DOX 100 S LED | EXT 905 |


## E


| | |
|---|---|
| ELBO ASYMMETRIC P | EXT 1053 |
| ELBO BRIDGE P | EXT 1055 |
| ELBO RASTER | FOLD-OUT |
| ELBO SBL P | EXT 1053 |
| ELBO SYMMETRIC P | EXT 1053 |
| EMERGENCY UNIT 7W | TEC 20 |
| EXPOSED CONCRETE PACK GIT 1 | TEC 32 |
| EXPOSED CONCRETE PACK GIT 2 | TEC 32 |


## F


| | |
|---|---|
| FEMTOLINE 25 - PROFILE | PRO 773 |
| FEMTOLINE 25 FLUSH - PROFILE | PRO 773 |
| FEMTOLINE 25 T - PROFILE | PRO 775 |
| FEMTOLINE 25 TP - PROFILE | PRO 775 |
| FEMTOLINE 35 - PROFILE | PRO 777 |
| FEMTOLINE 35 F HE - PROFILE | PRO 781 |
| FEMTOLINE 35 F HE D/U - PROFILE | PRO 783 |
| FEMTOLINE 35 TR - PROFILE | PRO 779 |
| FEMTOLINE 35 X HE D/U - PROFILE | PRO 785 |
| FEMTOLINE 45 - PROFILE | PRO 787 |
| FEMTOLINE 55 - PROFILE | PRO 789 |
| FEMTOLINE TP WALL 100 | INT 575 |
| FEMTOLINE TP WALL 60 | INT 575 |
| FEMTOLINE W DOWN-UP | INT 575 |
| FEMTOLINE WALL - PROFILE | PRO 797 |
| FEMTOLINE WALL D/U - PROFILE | PRO 799 |
| FIFTY-5 | INT 543 |

FINNLINE - PROFILE PRO 869
FINTO - HEDRA INT 372
FINTO - MICROSPY 271 INT 372
FINTO - MIDISPY INT 372
FINTO - MILES C1 INT 373
FINTO - MILES C2 INT 373
FINTO - MILES C3 INT 373
FINTO - MILES C4 INT 373
FINTO - TWEETER M INT 372
FINTO CONNECTION INT 371
FINTO MDL INT 371
FIX 40 GLASS FOLD-OUT
FORTY-5 INT 543
FRAGMA 2X2 ADM INT 601
FRAGMA 2X2 BEAM LENS INT 601
FRAGMA 2X2 HONEYCOMB INT 601
FRAGMA 2X2 LINEAR SPREAD LENS INT 601
FRAGMA 2X2 RASTER INT 601
FRAGMA 2X2 SOFTENING LENS INT 601
FRAGMA 2X2 WALLWASH LENS INT 601
FRAGMA 3X3 ADM INT 601
FRAGMA 3X3 BEAM LENS INT 601
FRAGMA 3X3 FLAPS INT 601
FRAGMA 3X3 HONEYCOMB INT 601
FRAGMA 3X3 LINEAR SPREAD LENS INT 601
FRAGMA 3X3 RASTER INT 601
FRAGMA 3X3 SOFTENING LENS INT 601
FRAGMA 3X3 WALLWASH LENS INT 601
FRAGMA 4X4 ADM INT 601
FRAGMA 4X4 BEAM LENS INT 601
FRAGMA 4X4 FLAPS INT 601
FRAGMA 4X4 HONEYCOMB INT 601
FRAGMA 4X4 LINEAR SPREAD LENS INT 601
FRAGMA 4X4 RASTER INT 601
FRAGMA 4X4 SOFTENING LENS INT 601
FRAGMA 4X4 WALLWASH LENS INT 601


# G


GALA L LED INT 557, EXT 967
GALA L OK LED INT 557, EXT 967
GALA T INT 557
GALA XL INT 559
GALA XL HP INT 559
GALA XL LP INT 559
GALA XL R INT 559
GALA XL R HP INT 559
GENIE BOX 80 S / 90 S TEC 34
GENIE BOX 90 R TEC 34
GIBBO INT 445
GLASS SBL 40 FOLD-OUT
GLASS SBL 50 FOLD-OUT
GLASS SBL 78 FOLD-OUT
GRAND REO INT 57
GRAND REO OK INT 57
GRAND REO TR TUBE FOLD-OUT
GRAND REO TRIMLESS INT 57
GRAND REO XL OK INT 59
GRID IN 1 QR INT 199
GRID IN 2 QR INT 199
GRID IN SNAP-IN HP INT 195
GRID IN SNAP-IN HP TRIMLESS INT 195
GRID IN TRIMLESS 1 MOUNTING KIT TEC 31
GRID IN TRIMLESS 1 MOUNTING KIT HP TEC 31
GRID IN TRIMLESS 1 MOUNTING KIT LARGE TEC 31
GRID IN TRIMLESS 1 QR INT 199
GRID IN TRIMLESS 2 MOUNTING KIT TEC 31
GRID IN TRIMLESS 2 MOUNTING KIT HP TEC 31
GRID IN TRIMLESS 2 MOUNTING KIT LARGE TEC 31
GRID IN TRIMLESS 2 QR INT 199
GRID IN ZB 1 BOX L TEC 32
GRID IN ZB 1 QR INT 197
GRID IN ZB 2 BOX L TEC 32
GRID IN ZB 2 QR INT 197
GRID SNAP-IN TUBE FOLD-OUT
GYN D SNAP-IN INT 43
GYN OK SNAP-IN INT 43
GYN OK SNAP-IN SOFT INT 43
GYN SNAP-IN INT 43
GYN SNAP-IN SOFT INT 43
GYN W M SNAP-IN INT 501
GYN W S SNAP-IN INT 501


# H


HALOLED 51 TEC 9
HALOLED Hi TEC 9
HEDRA 391 C INT 337
HEDRA 392 C INT 337
HEDRA 393 C INT 337
HEDRA 451 C INT 337
HEDRA 451 C E27 INT 337
HEDRA 452 C INT 337
HEDRA 452 C E27 INT 337
HEDRA 62 ON Hi INT 337
HEDRA 62 W DOWN-UP Hi INT 525
HEDRA 621 C Hi INT 337
HEDRA 622 C Hi INT 337
HEDRA CLIP INT 331
HEDRA L CLIP INT 331
HEDRA L ON INT 333
HEDRA ON INT 333
HEDRA ON 2 INT 335
HELI 1 LED INT 497
HELI 1 SCREEN LED INT 497
HELI X SCREEN LED EXT 929
HOLE IN ONE R15 INT 145
HOLE IN ONE S15 INT 145
HOLE IN ONE S6 INT 147
HOLE IN ONE S8 INT 147
HONEYCOMB 111 FOLD-OUT
HONEYCOMB 40 FOLD-OUT
HONEYCOMB 50 FOLD-OUT
HONEYCOMB 72 FOLD-OUT
HONEYCOMB 74 FOLD-OUT
HONEYCOMB 78 FOLD-OUT
HONEYCOMB KIX FOLD-OUT
HONEYCOMB S105 FOLD-OUT
HUSK INT 445


# I


iMAX II ADJUSTABLE TRIMLESS LP INT 19
iMAX II ADJUSTABLE TRIMLESS MP INT 19
iMAX II ADJUSTABLE TRIMLESS SOFT INT 19
iMAX II GLASS SBL FOLD-OUT
iMAX II HONEYCOMB FOLD-OUT
iMAX II LINEAR SPREAD LENS FOLD-OUT
iMAX II ROUND ADJUSTABLE LP INT 15
iMAX II ROUND ADJUSTABLE MP INT 15
iMAX II ROUND ADJUSTABLE SOFT INT 15
iMAX II SOFTENING LENS FOLD-OUT
iMAX II SPREAD LENS FOLD-OUT
iMAX II SQUARE ADJUSTABLE LP INT 17
iMAX II SQUARE ADJUSTABLE MP INT 17
iMAX II TUBE FOLD-OUT
iMAX II TUBE ROUND IP FOLD-OUT
iMAX II TUBE ROUND TRIMLESS FOLD-OUT
iMAX II TUBE SQUARE FOLD-OUT
iMAX II TUBE SQUARE TRIMLESS FOLD-OUT
INLET S INT 505
IP68 CONNECTION KIT TEC 34
IP68 CONNECTOR 3P TEC 34
IP68 JUNCTION BOX TEC 34


# J


JACKPOINT INT 307
JACKPOINT TRIMLESS O.F.A. INT 307
JAZZY CLIP INT 299
JAZZY ON INT 299
JETI L 115 INT 463
JETI PLANO L 110 INT 463
JIHA! FOLD-OUT


# K


KAP KIX FOLD-OUT
KAP STRIPER FOLD-OUT
KASKADE - PROFILE PRO 805
KASKADE 3DOWN INT 539
KASKADE 4DOWN - 1UP INT 539
KIX EXT 957
KIX HP EXT 957
KIX HP PIN EXT 1033
KIX M EXT 957
KIX M PIN EXT 1033
KIX PIN EXT 1033
KIX S EXT 957
KIX S PIN EXT 1033


# L


LASS-OH! 60110 INT 365
LASS-OH! 60160 INT 365
LASS-OH! 6060 INT 365
LASS-OH! L150 INT 366
LASS-OH! L210 INT 366
LASS-OH! L330 INT 366
LASS-OH! POWERBOX INT 365
LED DIMMODULE 24V / 3CH / 6A DIM2 TEC 26
LED FILAMENT LAMP TEC 8
LED POWER CONVERT. 24V-DC TO MULTI CURRENT 48W TEC 23
LED POWER CONVERTER 48V-DC to 350 mA-DC TEC 22
LED POWER CONVERTER 48V-DC to 500 mA-DC TEC 22
LED POWER CONVERTER 48V-DC to 700 mA-DC TEC 22
LED POWER SUPPLY 1050mA-DC TEC 18
LED POWER SUPPLY 1200mA-DC INT 385
LED POWER SUPPLY 1700mA-DC INT 385
LED POWER SUPPLY 24V-DC PRO 706, 715, 760, 820, 864, TEC 21
LED POWER SUPPLY 300mA-DC PRO 715, 760
LED POWER SUPPLY 350mA-DC TEC 18
LED POWER SUPPLY 48V-DC INT 371, 379, PRO 680, TEC 21
LED POWER SUPPLY 500mA-DC TEC 18
LED POWER SUPPLY 650mA-DC TEC 18
LED POWER SUPPLY 700mA-DC TEC 18
LED POWER SUPPLY 900mA-DC INT 385

# INDEX
# BY NAME


| | |
|---|---|
| LED POWER SUPPLY MULTI-POWER | TEC 19 |
| LED POWER SUPPLY MULTI-POWER DIM | TEC 19 |
| LED POWER SUPPLY MULTI-POWER HC | TEC 20 |
| LED POWER SUPPLY MULTI-POWER HV | TEC 19 |
| LED POWER SUPPLY MULTI-POWER HV DIM | TEC 20 |
| LED POWER SUPPLY MULTI-POWER WDL | TEC 20 |
| LED POWER SUPPLY SET 830mA-DC | INT 433 |
| LED RGBW REPEATER | TEC 26 |
| LED TRANSFO 12V | TEC 27 |
| LEDFLEX IN / FP CONNECTION CLIP SET | PRO 706, TEC 11 |
| LEDFLEX IN / FP CONNECTION SET | PRO 706, TEC 11 |
| LEDFLEX IN / FP SUPPLY CABLE SET | PRO 706, TEC 11 |
| LEDFLEX IN 5m | PRO 706, TEC 10 |
| LEDFLEX IN FP 5m | PRO 706, TEC 10 |
| LEDFLEX IN HP 5m | PRO 706, TEC 10 |
| LEDFLEX IN HP TW 5m | PRO 706, TEC 10 |
| LEDFLEX IN RGB 5m | PRO 706, TEC 11 |
| LEDFLEX IN RGB CONNECTION CLIP SET | PRO 706, TEC 11 |
| LEDFLEX IN RGB CONNECTION SET | PRO 706, TEC 11 |
| LEDFLEX IN RGB SUPPLY CABLE SET | PRO 706, TEC 11 |
| LEDFLEX IN RGBW 5m | PRO 864, TEC 11 |
| LEDFLEX OUT 5m | PRO 706, TEC 10 |
| LEDFLEX OUT FP 5m | PRO 706, TEC 10 |
| LEDFLEX OUT RGB 5m | PRO 706, TEC 11 |
| LEDLINE 15 - PROFILE | PRO 713 |
| LEDS C R II | INT 497 |
| LEDS C R ST | INT 497, EXT 929, EXT 999 |
| LEDS C S II | INT 497 |
| LEDS GO IN FORTE | EXT 929, EXT 999 |
| LENS 111 | FOLD-OUT |
| LINEAR SPREAD LENS 40 | FOLD-OUT |
| LINEAR SPREAD LENS 50 | FOLD-OUT |
| LINEAR SPREAD LENS S105 | FOLD-OUT |
| LINK S 1 | INT 251 |
| LINK S 2 | INT 251 |
| LINK S 3 | INT 251 |
| LOGIC 60 BOX R | TEC 34 |
| LOGIC 60 R | EXT 1005 |
| LOGIC 60 R A | EXT 1005 |
| LOGIC 60 R A MOON | EXT 1007 |
| LOGIC 60 R MOON | EXT 1007 |
| LOGIC 60 R WALLWASH | EXT 1007 |
| LOGIC F1 | EXT 1019 |
| LOGIC F2 | EXT 1019 |
| LOGIC MINI W R | INT 499, EXT 925 |
| LOGIC MINI W S | INT 499, EXT 925 |
| LOGIC R | EXT 1009 |
| LOGIC R A | EXT 1009 |
| LOGIC R A WALLWASH | EXT 1009 |
| LOGIC R OK | EXT 1011 |
| LOGIC R OK BOX R | TEC 34 |
| LOGIC R WALLWASH | EXT 1009 |
| LOGIC S | EXT 1009 |
| LOGIC W L | INT 499, EXT 925 |
| LOGIC W L F | INT 499, EXT 925 |
| LOGIC W S | INT 499, EXT 925 |
| LOGO | EXT 971 |
| LOOK IN | INT 535 |


## M


| | |
|---|---|
| M - DOT.COM M4 | PRO 684 |
| MAXISPY 95 TUBE | FOLD-OUT |
| MAXISPY ON | INT 319 |
| MAXISPY ON 95 ADM | INT 615 |
| MAXISPY ON ADM | INT 611 |
| MAXISPY ON ADM DIM1 | INT 611 |
| MAXISPY ON ADM DIM5 | INT 611 |
| MAXISPY ON LC FOCUS ADM | INT 613 |
| MAXISPY TUBE | FOLD-OUT |
| MELLO C E27 | INT 489 |
| MELLO C SOFT | INT 489 |
| MELLO GLASS | INT 489 |
| METRONOME | INT 453 |
| METRONOME L | INT 453 |
| METRONOME XXL | INT 453 |
| MICRO DEEP RINGO | INT 87 |
| MICRO DEEP RINGO X | EXT 891 |
| MICRO REO | INT 49 |
| MICRO REO X | INT 49, EXT 893 |
| MICRO SNAP-IN | INT 121 |
| MICRO SNAP-IN OK | INT 121, 181 |
| MICRO VIZOR B | FOLD-OUT |
| MICROLINE 40 - PROFILE | PRO 827, 829 |
| MICROLINE 60 - PROFILE | PRO 825 |
| MICROLINE TR - PROFILE | PRO 815 |
| MICROLINE TRW - PROFILE | PRO 817 |
| MICROLINE TRW+ - PROFILE | PRO 819 |
| MICROSPY 39 C | INT 305 |
| MICROSPY IN | INT 123 |
| MICROSPY IN OK | INT 123 |
| MIDISPY CLIP | INT 307 |
| MIDISPY JAC MDL | INT 307 |
| MIDISPY ON | INT 307 |
| MIDISPY ON 1 | INT 309 |
| MIDISPY ON 2 | INT 309 |
| MIDISPY ON 3 | INT 309 |
| MIDISPY ST | INT 127 |
| MIDISPY TRIMLESS | INT 129 |
| MIDISPY TRIMLESS IN | INT 127 |
| MIDISPY TUBE | FOLD-OUT |
| MILES C1 | INT 479 |
| MILES C1 E27 | INT 477 |
| MILES C2 | INT 479 |
| MILES C2 E27 | INT 477 |
| MILES C3 | INT 479 |
| MILES C3 E27 | INT 477 |
| MILES C4 | INT 479 |
| MILES C4 E27 | INT 477 |
| MILES CEILING BASE | INT 479 |
| MILES POWERBOX | INT 479 |
| MILES TUBE | INT 479 |
| MINI DEEP RINGO | INT 87 |
| MINI DEEP RINGO TRIMLESS | INT 87 |
| MINI DIRO TRIMLESS | INT 69 |
| MINI REO | INT 49 |
| MINI REO GLASS SBL | FOLD-OUT |
| MINI REO HONEYCOMB | FOLD-OUT |
| MINI REO OK | INT 49 |
| MINI REO SOFTENING LENS | FOLD-OUT |
| MINI REO X | EXT 893 |
| MINIGRID IN 1 50 Hi | INT 189 |
| MINIGRID IN 1 MOUNTING KIT | TEC 31 |
| MINIGRID IN 1 MOUNTING KIT HP | TEC 31 |
| MINIGRID IN 1 MOUNTING KIT LARGE | TEC 31 |
| MINIGRID IN 2 50 Hi | INT 189 |
| MINIGRID IN 2 MOUNTING KIT | TEC 31 |
| MINIGRID IN 2 MOUNTING KIT HP | TEC 31 |
| MINIGRID IN 2 MOUNTING KIT LARGE | TEC 31 |
| MINIGRID IN TRIMLESS 1 50 Hi | INT 189 |
| MINIGRID IN TRIMLESS 2 50 Hi | INT 189 |
| MINIGRID IN ZB 1 | INT 183 |
| MINIGRID IN ZB 1 BOX L | TEC 32 |
| MINIGRID IN ZB 1 SOFT | INT 183 |
| MINIGRID IN ZB 2 | INT 183 |
| MINIGRID IN ZB 2 BOX L | TEC 32 |
| MINIGRID IN ZB 2 SOFT | INT 183 |
| MINIGRID ON SNAP-IN | INT 273 |
| MINIGRID SNAP-IN | INT 185 |
| MINIGRID SNAP-IN HI | INT 185 |
| MINIGRID SNAP-IN HI TRIMLESS | INT 185 |
| MINIGRID SNAP-IN HP | INT 187 |
| MINIGRID SNAP-IN HP TRIMLESS | INT 187 |
| MINIGRID SNAP-IN SOFT | INT 185 |
| MINIGRID SNAP-IN SOFT TRIMLESS | INT 185 |
| MINIGRID SNAP-IN TRIMLESS | INT 185 |
| MINISPY | INT 125 |
| MOMBA DOWN-UP LED | EXT 961 |
| MOMBA LED | EXT 961 |
| MONO II DOWN-UP LED | EXT 963 |
| MONO II LED | EXT 963 |
| MONOPOL LED | EXT 1071 |
| MONTUR L O E27 | INT 548 |
| MONTUR L P LED | EXT 1049 |
| MONTUR L PC LED | INT 548, EXT 949 |
| MONTUR M E27 | INT 547, EXT 949 |
| MONTUR M LED | INT 547, EXT 949 |
| MONTUR M O E27 | INT 547 |
| MONTUR MINI M LED | EXT 947 |
| MONTUR MINI S LED | EXT 947 |
| MONTUR MINI S P | EXT 1047 |
| MONTUR R LED | INT 548, EXT 949 |
| MONTUR R P LED | EXT 1049 |
| MONTUR S LED | INT 547, EXT 949 |
| MONTUR S O E27 | INT 547 |
| MONTUR S P LED | EXT 1049 |
| MONTUR SQL LED | INT 548, EXT 949 |
| MOUNTING KIT 64 | TEC 31 |
| MOUNTING KIT 75 | TEC 31 |
| MOUNTING KIT 75 TRIMLESS | TEC 31 |
| MOUNTING KIT 75 TRIMLESS O.F.A. | TEC 31 |
| MOUNTING KIT DOT.COM M4 TRIMLESS | TEC 31 |
| MOUNTING KIT FLUSH | TEC 31 |
| MOUNTING KIT FLUSH INLET | TEC 31 |
| MOUNTING KIT FLUSH SPY | TEC 31 |
| MOUNTING KIT GRAND REO TRIMLESS | TEC 31 |
| MOUNTING KIT KNIFE TRIMLESS | TEC 31 |
| MOUNTING KIT MIDISPY TRIMLESS | TEC 31 |
| MOUNTING KIT MIDISPY TRIMLESS O.F.A. | TEC 31 |
| MOUNTING KIT R102 TRIMLESS O.F.A. | TEC 31 |
| MOUNTING KIT R60 TRIMLESS O.F.A. | TEC 31 |
| MOUNTING KIT R82 TRIMLESS | TEC 31 |
| MOUNTING KIT R82 TRIMLESS O.F.A. | TEC 31 |
| MOUNTING KIT S102 TRIMLESS | TEC 31 |
| MOUNTING KIT S102 TRIMLESS O.F.A. | TEC 31 |
| MOUNTING KIT SNEAK-R TRIMLESS | TEC 31 |
| MOUNTING KIT TWEETER TRIMLESS | TEC 31 |


## N


| | |
|---|---|
| NEC+ULTRA 250 Hi | INT 529 |
| NEEDLE 1 | INT 345 |
| NEEDLE 1 OK | INT 345 |
| NEEDLE 1 TRC | INT 345 |
| NEEDLE 1 TRC OK | INT 345 |
| NEEDLE 2 | INT 345 |
| NEEDLE 2 OK | INT 345 |
| NOBODY 200 - PROFILE | PRO 875 |
| NYX | INT 445 |

# O


| | |
|---|---|
| OBLIX | EXT 1061 |
| OBLIX F | EXT 1061 |
| OBLIX R | EXT 1059 |
| OBLIX S | EXT 1061 |
| ONE-AND-ONLY - PROFILE | PRO 863 |
| ONE-AND-ONLY P12 | INT 467 |
| ONE-AND-ONLY P20 | INT 467 |
| ORBIT LED | INT 519 |
| ORBIT PUNK Hi | INT 517 |
| ORBIT PUNK LED | INT 517 |
| ORBIT T LED | INT 519 |
| OREO | INT 39 |
| OUTFIT L T50 | INT 441 |
| OUTFIT U T50 | INT 441 |


# P


| | |
|---|---|
| PIN 1 | EXT 1071, TEC 35 |
| PIN 11 | EXT 1027, EXT 1029, EXT 1053, TEC 35 |
| PIN 12 | EXT 1061, TEC 35 |
| PIN 14 | EXT 1039, TEC 35 |
| PIN 15 | EXT 1039, TEC 35 |
| PIN 16 | EXT 955, 957, TEC 35 |
| PIN 17 | EXT 1061, TEC 35 |
| PIN 18 | EXT 1061, TEC 35 |
| PIN 2 | EXT 1047, EXT 1067, TEC 35 |
| PIN 3 | EXT 1029, EXT 1043, EXT 1059, TEC 35 |
| PIN 4 | EXT 1055, TEC 35 |
| PITCH 162 | INT 411 |
| PITCH 260 | INT 411 |
| PITCH 450 | INT 411 |
| PLASTERKIT 101 | TEC 29 |
| PLASTERKIT 104 | TEC 29 |
| PLASTERKIT 118 | TEC 29 |
| PLASTERKIT 120 | TEC 29 |
| PLASTERKIT 121 | TEC 29 |
| PLASTERKIT 126 | TEC 29 |
| PLASTERKIT 127 | TEC 29 |
| PLASTERKIT 145 | TEC 29 |
| PLASTERKIT 161 | TEC 29 |
| PLASTERKIT 162 | TEC 29 |
| PLASTERKIT 170 | TEC 29 |
| PLASTERKIT 185 | TEC 29 |
| PLASTERKIT 186 | TEC 29 |
| PLASTERKIT 193 | TEC 29 |
| PLATE | EXT 1047, EXT 1067, TEC 35 |
| PLATE 1 | EXT 1071, TEC 35 |
| PLATE 11 | EXT 1079, TEC 35 |
| PLATE 3 | EXT 1049, TEC 35 |
| PLATE 7 | EXT 1061, TEC 35 |
| POLESANO | EXT 1078 |
| POLESANO FOOT | EXT 1080 |
| POLESANO FUSE BOX | EXT 1079 |
| POLESANO head | EXT 1078 |
| POLESANO pole | EXT 1079 |
| POLESANO W | EXT 1080 |
| PRESENCE DETECTION HF SENSOR | TEC 6 |
| PUNK 39 CLIP | INT 291 |
| PUNK 451 C | INT 293 |
| PUNK 452 C | INT 293 |
| PUNK 621 C | INT 294 |
| PUNK 621 C Hi | INT 294 |
| PUNK 621 C SOFT | INT 294 |
| PUNK 622 C | INT 294 |
| PUNK 622 C Hi | INT 294 |
| PUNK 622 C SOFT | INT 294 |
| PUT CENTER | INT 145 |
| PUT MAGNETIC | INT 145 |
| PUT S6 HONEYCOMB | FOLD-OUT |
| PUT S6 MAGNETIC | INT 147 |
| PUT S6 SOFTENING LENS | FOLD-OUT |
| PUT S8 MAGNETIC | INT 147 |


# Q

# R


| | |
|---|---|
| RAND 1 | INT 437 |
| RAND 111 LED | INT 437 |
| RAND 111 T50 | INT 438 |
| RAND 2 | INT 437 |
| RAND 211 LED | INT 437 |
| RAND 211 T50 | INT 438 |
| RAND 311 LED | INT 437 |
| RAND 311 T50 | INT 438 |
| RAND 411 T50 | INT 438 |
| REFLECTOR 111/H67 | FOLD-OUT |
| REFLECTOR 111/H70 | FOLD-OUT |
| REFLECTOR 7365/H51 | FOLD-OUT |
| REFLECTOR 7369/H51 | FOLD-OUT |
| RENDEZ-VOUS - PROFILE | PRO 749 |
| REO | INT 53 |
| REO 111 | TEC 9 |
| REO 2 S OK | INT 55 |
| REO 2 S OK SOFT | INT 55 |
| REO OK | INT 53 |
| REO OK SOFT | INT 53 |
| REO RIBS IP | INT 51 |
| REO RIBS S1 | INT 51 |
| REO RIBS S2 | INT 51 |
| REO RIBS SOFT S1 | INT 51 |
| REO RIBS SOFT S2 | INT 51 |
| REO S OK | INT 55 |
| REO S OK SOFT | INT 55 |
| REO SOFT | INT 53 |
| REO X S1 | EXT 893 |
| REO X S2 | EXT 893 |
| RGB DRIVER | PRO 706, 715, 820, TEC 26 |
| RGB TOUCH CONTROLLER DMX | PRO 706, 715, 820, TEC 26 |
| RGBW DRIVER | TEC 26 |
| RGBW TOUCH CONTROLLER DMX | TEC 26 |
| RINGO | INT 97 |
| RINGO Hi | INT 97 |
| RINGO LED | INT 97 |
| RINGO LED IP | INT 97 |


# S


| | |
|---|---|
| SHELFLINE 18 - PROFILE | PRO 881 |
| SHELFLINE 19 - PROFILE | INT 597, PRO 881 |
| SHELFLINE 20 ST - PROFILE | PRO 881 |
| SHIFTLINE 20 Profile | PRO 663 |
| SHIFTLINE 26L - PROFILE | PRO 669 |
| SHIFTLINE 26H - PROFILE | PRO 673 |
| SHIFTLINE 35R - PROFILE | PRO 677 |
| SHIFTLINE 44 - PROFILE | PRO 679 |
| SHIFTLINE 52 Profile | PRO 667 |
| SMART 48 MODULATOR DIM9 | PRO 680, TEC 7 |
| SMART 48 MODULATOR PLUG-IN WD | PRO 680, TEC 7 |
| SMART 48 MODULATOR WD | PRO 680, TEC 7 |
| SNEAK-R | INT 25 |
| SNEAK-R TRIMLESS | INT 25 |
| SOFTENING LENS 111 | FOLD-OUT |
| SOFTENING LENS 40 | FOLD-OUT |
| SOFTENING LENS 50 | FOLD-OUT |
| SOFTENING LENS 72 | FOLD-OUT |
| SOFTENING LENS 74 | FOLD-OUT |
| SOFTENING LENS 78 | FOLD-OUT |
| SOIREE RC | INT 483 |
| SOIREE RC OPAL | INT 483 |
| SOIREE SC | INT 484 |
| SOIREE SC OPAL | INT 484 |
| SOIREE WR X | EXT 939 |
| SOIREE WS X | EXT 939 |
| SOIREE WS X DOWN-UP | EXT 939 |
| SPLITBOX SPOT RB50 Hi | INT 139 |
| SPLITBOX SPY | INT 139 |
| SPLITBOX SPY FOCUS LP | INT 139 |
| SPLIT-IT ON - PROFILE | PRO 703 |
| SPLIT-IT PRO - PROFILE | PRO 701 |
| SPLITLINE 16 - PROFILE | PRO 713 |
| SPLITLINE 29 - PROFILE | PRO 719 |
| SPLITLINE 51 - PROFILE | PRO 737 |
| SPLITLINE 52 - PROFILE | PRO 727 |
| SPLITLINE M 20 - PROFILE | PRO 663 |
| SPLITLINE M 52 - PROFILE | PRO 667 |
| SPREAD LENS 40 | FOLD-OUT |
| SPREAD LENS 50 | FOLD-OUT |
| SPY 66 GLASS SBL | FOLD-OUT |
| SPY 66 HONEYCOMB | FOLD-OUT |
| SPY 66 LINEAR SPREAD LENS | FOLD-OUT |
| SPY 66 LP ADM | INT 607 |
| SPY 66 MP ADM | INT 607 |
| SPY 66 SOFTENING LENS | FOLD-OUT |
| SPY 66 TUBE | FOLD-OUT |
| SPY C | INT 305 |
| SPY CLIP | INT 311 |
| SPY CLIP HP | INT 311 |
| SPY CLIP SOFT | INT 311 |
| SPY FOCUS CLIP LP | INT 311 |
| SPY FOCUS CLIP MP | INT 311 |
| SPY FOCUS ON LP | INT 315 |
| SPY FOCUS ON LP ADM | INT 609 |
| SPY FOCUS ON MP | INT 315 |
| SPY FOCUS ON MP ADM | INT 609 |
| SPY ON | INT 313 |
| SPY ON 1 | INT 317 |
| SPY ON 2 | INT 317 |
| SPY ON 3 | INT 317 |
| SPY ON Hi | INT 313 |
| SPY ON HP | INT 313 |
| SPY PUNK SLEEVE | FOLD-OUT |
| SPY S | INT 313 |
| SPY ST | INT 131 |
| SPY ST SOFT | INT 131 |
| SPY TRIMLESS | INT 131 |
| SPY TRIMLESS SOFT | INT 131 |
| SPY TUBE | FOLD-OUT |
| SPY TUBE S | FOLD-OUT |
| SPYKER II | EXT 1027 |
| SPYKER II CENTRIC | EXT 1027 |
| STIEVIE | EXT 1039 |
| STIG | EXT 955 |
| STIP W R | EXT 983 |
| STIP W S | EXT 983 |

# INDEX
# BY NAME


| | |
|---|---|
| STRAP | EXT 955, 957, 995 |
| STREAMLINER 70L - PROFILE | PRO 841 |
| STREAMLINER 70S - PROFILE | PRO 839 |
| STREAMLINER 70S P | INT 471 |
| STREAMLINER 85 - PROFILE | PRO 837 |
| STREAMLINER TRIMLESS - PROFILE | PRO 835 |
| STRIPER | EXT 1071 |
| SUPERDOME 9528 | INT 459 |
| SUPERDOME 9528 RECESSED | INT 225 |
| SUPERDOME E27 | INT 459 |
| SUPERDOME E27 RECESSED | INT 225 |
| SUPERDOME RECESSED KIT | TEC 31 |
| SUPERLOOP HC MDL | INT 379 |
| SUPERLOOP HC SBL | INT 385 |
| SUPERLOOP HC SPR | INT 385 |
| SUPERLOOP POWERBOX F - 48V | INT 379 |
| SUPERLOOP POWERBOX H - 48V / 100W | INT 379 |
| SUPERLOOP POWERBOX H8 | INT 385 |
| SUPERLOOP POWERBOX H9 | INT 385 |
| SUPERLOOP POWERBOX L | INT 385 |
| SUPERLOOP POWERBOX L - 48V / 50W | INT 379 |
| SUPERLOOP S HC MDL | INT 379 |
| SUPERLOOP VC SBL | INT 387 |
| SUPERLOOP VR SBL | INT 389 |
| SUPERLOOP-FIX 40 DOWN-UP GT MDL | INT 382 |
| SUPERLOOP-FIX 40 DOWN-UP MDL | INT 382 |
| SUPERLOOP-FIX 40 MDL | INT 382 |
| SUPERLOOP-FIX 45 MDL | INT 382 |
| SUPERLOOP-HEDRA MDL | INT 381 |
| SUPERLOOP-MIDISPY MDL | INT 380 |
| SUPERLOOP-SPY FOCUS LP MDL | INT 380 |
| SUPERLOOP-SPY FOCUS MP MDL | INT 380 |
| SUPERLOOP-SPY HP MDL | INT 381 |
| SUPERLOOP-SPY MDL | INT 380 |
| SUPERLOOP-SPY SOFT MDL | INT 380 |
| SUPERLOOP-VIZIR MDL | INT 381 |
| SUPERLOOP-XY180 MDL | INT 381 |
| SUPERNOVA 125 | INT 216, 419 |
| SUPERNOVA 125 RECESSED KIT | TEC 31 |
| SUPERNOVA 45 | INT 417 |
| SUPERNOVA 65 | INT 216, 419 |
| SUPERNOVA 65 RECESSED KIT | TEC 31 |
| SUPERNOVA 95 | INT 216, 419 |
| SUPERNOVA 95 RECESSED KIT | TEC 31 |
| SUPERNOVA F | INT 585 |
| SUPERNOVA FLAT 65 | INT 425 |
| SUPERNOVA FLAT 65 DOWN-UP | INT 426 |
| SUPERNOVA FLAT 65 PRISMATIC | INT 425 |
| SUPERNOVA FLAT 65 PRISMATIC DOWN-UP | INT 426 |
| SUPERNOVA FLAT 65 PRISMATIC SMOOTH UP | INT 425 |
| SUPERNOVA FLAT 65 SMOOTH UP | INT 425 |
| SUPERNOVA FLAT 95 | INT 425 |
| SUPERNOVA FLAT 95 DOWN-UP | INT 426 |
| SUPERNOVA FLAT 95 PRISMATIC | INT 425 |
| SUPERNOVA FLAT 95 PRISMATIC DOWN-UP | INT 426 |
| SUPERNOVA FLAT 95 PRISMATIC SMOOTH UP | INT 425 |
| SUPERNOVA FLAT 95 SMOOTH UP | INT 425 |
| SUPERNOVA LINE 125 SBL | INT 216, 419 |
| SUPERNOVA LINE 125 SBL DOWN-UP | INT 421 |
| SUPERNOVA LINE 125 TW | INT 217, 420 |
| SUPERNOVA LINE 125 TW DOWN-UP | INT 422 |
| SUPERNOVA LINE 65 PRISMATIC | INT 216, 419 |
| SUPERNOVA LINE 65 PRISMATIC DOWN-UP | INT 421 |
| SUPERNOVA LINE 65 SBL | INT 216, 419 |
| SUPERNOVA LINE 65 SBL DOWN-UP | INT 421 |
| SUPERNOVA LINE 65 TW | INT 217, 420 |
| SUPERNOVA LINE 65 TW DOWN-UP | INT 422 |
| SUPERNOVA LINE 95 PRISMATIC | INT 216, 419 |
| SUPERNOVA LINE 95 PRISMATIC DOWN-UP | INT 421 |
| SUPERNOVA LINE 95 SBL | INT 216, 419 |
| SUPERNOVA LINE 95 SBL DOWN-UP | INT 421 |
| SUPERNOVA LINE 95 TW | INT 217, 420 |
| SUPERNOVA LINE 95 TW DOWN-UP | INT 422 |
| SUPERNOVA LINE TRIMLESS 125 | INT 214 |
| SUPERNOVA LINE TRIMLESS 125 TW | INT 215 |
| SUPERNOVA LINE TRIMLESS 65 | INT 214 |
| SUPERNOVA LINE TRIMLESS 95 | INT 214 |
| SUPERNOVA TRIMLESS 125 | INT 214 |
| SUPERNOVA TRIMLESS 65 | INT 214 |
| SUPERNOVA TRIMLESS 95 | INT 214 |
| SUPERNOVA XS 260 | INT 417 |
| SUPERNOVA XS 260 X | EXT 909 |
| SUPERNOVA XS 330 | INT 417 |
| SUPERNOVA XS PIVOT 260 | INT 417 |
| SUPERNOVA XS PIVOT 260 ADM | INT 643 |
| SUPERNOVA XS PIVOT 260 X | EXT 909 |
| SUPERNOVA XS PIVOT 330 | INT 417 |
| SUPERNOVA XS PIVOT 330 ADM | INT 643 |
| SUPERNOVA XS RECESSED 260 | INT 211 |
| SUPERNOVA XS RECESSED 330 | INT 211 |
| SUPERNOVA XS RECESSED KIT 260 | TEC 31 |
| SUPERNOVA XS RECESSED KIT 330 | TEC 31 |
| SUPER-OH! | INT 403 |
| SUPER-OH! CLIP + SOFTENING LENS | INT 403 |
| SUPER-OH! DOWN-UP LED | INT 403 |
| SUPER-OH! LED | INT 403 |
| SUPER-OH! SBL | INT 401 |
| SUPER-OH! SBL DOWN-UP | INT 401 |
| SUPER-OH! SBL TRIMLESS 120 | INT 205 |
| SUPER-OH! SBL TRIMLESS 70 | INT 205 |
| SUPER-OH! SBL TRIMLESS120 | INT 205 |
| SUPER-OH! XS 25 | INT 399 |
| SUPER-OH! XS 39 | INT 399 |
| SUPER-OH! XS 39 C | INT 399 |
| SUPER-OH! XS CEILING BASE | INT 399 |
| SUPER-OH! XS PIVOT 25 | INT 399 |
| SUPER-OH! XS PIVOT 25 ADM | INT 639 |
| SUPER-OH! XS PIVOT 39 | INT 399 |
| SUPER-OH! XS PIVOT 39 ADM | INT 639 |
| SUSP. + CONNECTION TRIMLESS O.F.A. | PRO 659, TEC 33 |
| SUSPENSION CHAIN | INT 453 |
| SUSPENSION SET 18 | INT 216, 419 |
| SUSPENSION SET 22 | INT 471 |
| SUSPENSION SET 25 | INT 425, 433 |
| SUSPENSION SET 26 | INT 433 |
| SUSPENSION SET 4 | INT 441 |
| SUSPENSION TRIMLESS O.F.A. | PRO 659, TEC 33 |
| SYNCHRONISATION CABLE | TEC 17 |


## T


| | |
|---|---|
| TAGLINE 155 TRIMLESS | INT 503 |
| TAGLINE LEDLINE - PROFILE | PRO 753, 755 |
| TAGLINE ON - PROFILE | PRO 759 |
| TAGLINE ST - PROFILE | PRO 757 |
| TAGLINE TRIMLESS - PROFILE | PRO 753 |
| TAGLINE TRIMLESS WALL - PROFILE | PRO 755 |
| TIGA IN LED | INT 571 |
| TIGA LED | INT 571, EXT 979 |
| TIGA LED BS | INT 571, EXT 979 |
| TIGA V-PLATE | FOLD-OUT |
| TOPIX | INT 535 |
| TOPIX L X | EXT 961 |
| TRACK 3F DIM CORNER | INT 592 |
| TRACK 3F DIM CUTTING TOOL | INT 593 |
| TRACK 3F DIM H | INT 596 |
| TRACK 3F DIM H CORNER | INT 596 |
| TRACK 3F DIM H END CAP | INT 596 |
| TRACK 3F DIM H SUPPLY | INT 596 |
| TRACK 3F DIM H SUSPENSION | INT 597 |
| TRACK 3F DIM IN | INT 592 |
| TRACK 3F DIM IN - INSIDE CLIP | INT 593 |
| TRACK 3F DIM IN END CAP | INT 592 |
| TRACK 3F DIM IN RECESSED COVER | INT 592 |
| TRACK 3F DIM ON | INT 594 |
| TRACK 3F DIM ON CORNER | INT 594 |
| TRACK 3F DIM ON DIRECT FIXATION | INT 595 |
| TRACK 3F DIM ON END CAP | INT 594 |
| TRACK 3F DIM ON ROD SUSPENSION | INT 595 |
| TRACK 3F DIM ON SUSPENSION | INT 595 |
| TRACK 3F DIM SUPPLY | INT 592 |
| TRACK CURRENT SUPPLY | INT 595 |
| TRACK DIM MIDDLE SUPPLY | INT 596 |
| TRACK SHL 19 - MOUNTING CLIP SET | INT 597 |
| TRANSFO | TEC 27 |
| TUBE SBL | FOLD-OUT |
| TUBE SL | FOLD-OUT |
| TW TOUCH CONTROLLER DMX | PRO 706, 715, 820, TEC 26 |
| TWEETER CLIP | FOLD-OUT |
| TWEETER M ON 1 | INT 233 |
| TWEETER M ON 1 WDL | INT 233 |
| TWEETER M ON 2 | INT 233 |
| TWEETER M ON 2 WDL | INT 233 |
| TWEETER M ST | INT 29 |
| TWEETER M TRIMLESS | INT 29 |
| TWEETER M TRIMLESS SOFT | INT 29 |
| TWEETER ON 1 | INT 235 |
| TWEETER ON 2 | INT 235 |
| TWEETER ST D | INT 31 |
| TWEETER TRIMLESS | INT 31 |
| TWEETER X P | EXT 1029 |
| TWEETER X W | EXT 987 |
| TWENTY-7 ON | INT 289 |
| TWENTY-7 TRIMLESS | INT 109 |


## U


| | |
|---|---|
| ULTRA TW HP | INT 529 |
| ULTRA X DOWN-UP LED | INT 529, EXT 991 |
| ULTRA X LED | INT 529, EXT 991 |


## V


| | |
|---|---|
| VISA | INT 553 |
| VISA LED | INT 553 |
| VISA X LED | EXT 975 |
| VISION | INT 567 |
| VISION LED | INT 567 |
| VISION OUT LED | EXT 979 |
| VISION S OUT LED | EXT 979 |
| VIZIR CLIP | INT 331 |
| VIZIR HONEYCOMB | FOLD-OUT |
| VIZIR L CLIP | INT 331 |
| VIZIR L ON | INT 333 |
| VIZIR ON | INT 333 |
| VIZIR ON 2 | INT 335 |
| VIZIR SOFTENING LENS 40 | FOLD-OUT |
| VIZIR TUBE | FOLD-OUT |

# W


| | |
|---|---|
| WANT-IT L | INT 553 |
| WANT-IT S | INT 553 |
| WANT-IT S X | INT 553, EXT 975 |
| WA-T | INT 567 |
| WA-T SOFT | INT 567 |
| WINDOW 30120 C | INT 433 |
| WINDOW 6060 | INT 433 |
| WINDOW 6060 DOWN-UP | INT 433 |
| WIRELESS CONTROL | TEC 5 |
| WIRELESS PUSH BUTTON INTERFACE | TEC 5 |
| WIRELESS SWITCHBOARD - 4 FUNCTION | TEC 5 |


# X


| | |
|---|---|
| XY180 CONNECTION BOX | INT 351 |
| XY180 F120 WDL | INT 581 |
| XY180 S120 MINI | INT 353 |
| XY180 S121 | INT 351 |
| XY180 S121 MINI | INT 353 |
| XY180 S121 PUNK | INT 355 |
| XY180 S122 | INT 351 |
| XY180 S80 MINI | INT 353 |
| XY180 S81 | INT 351 |
| XY180 S81 MINI | INT 353 |
| XY180 S81 PUNK | INT 355 |
| XY180 S82 | INT 351 |


# Y


| | |
|---|---|
| YOU-TURN | INT 113 |
| YOU-TURN 111 | INT 113 |
| YOU-TURN 20 | INT 113 |
| YOU-TURN ON | INT 241 |
| YOU-TURN ON 20 ADM | INT 629 |
| YOU-TURN ON 30 ADM | INT 629 |
| YOU-TURN ON ADM | INT 629 |
| YOU-TURN SOFT | INT 113 |


# Z

# INDEX
# BY REFERENCE


| | |
|---|---|
| 10034 0010 | FOLD-OUT |
| 11044 9220 | INT 169 |
| 11044 9320 | INT 169 |
| 11045 9220 | INT 169 |
| 11045 9320 | INT 169 |
| 11046 9220 | INT 169 |
| 11046 9320 | INT 169 |
| 11047 9020 | INT 169 |
| 11522 9200 | INT 161 |
| 11522 9300 | INT 161 |
| 11523 9200 | INT 161 |
| 11523 9300 | INT 161 |
| 11524 9200 | INT 161 |
| 11524 9300 | INT 161 |
| 12219 9208 | INT 559 |
| 12219 9308 | INT 559 |
| 12220 9200 | INT 557 |
| 12220 9300 | INT 557 |
| 12816 0000 | INT 147 |
| 12817 9220 | INT 147 |
| 12817 9230 | INT 147 |
| 12817 9320 | INT 147 |
| 12817 9330 | INT 147 |
| 12818 0000 | INT 147 |
| 12819 9210 | INT 147 |
| 12819 9220 | INT 147 |
| 12819 9230 | INT 147 |
| 12819 9310 | INT 147 |
| 12819 9320 | INT 147 |
| 12819 9330 | INT 147 |
| 12820 0050 | FOLD-OUT |
| 12820 0090 | FOLD-OUT |
| 13816 9228 | INT 251 |
| 13816 9328 | INT 251 |
| 13817 9228 | INT 251 |
| 13817 9328 | INT 251 |
| 13818 9228 | INT 251 |
| 13818 9328 | INT 251 |
| 14736 9300 | EXT 1067 |
| 14737 9300 | EXT 1067 |
| 14738 9300 | EXT 1067 |
| 14739 9300 | EXT 1067 |
| 14740 9300 | EXT 1067 |
| 14741 9300 | EXT 1067 |
| 15112 9300 | EXT 1061 |
| 15113 9300 | EXT 1061 |
| 15114 9300 | EXT 1061 |
| 15115 9300 | EXT 1061 |
| 15116 9300 | EXT 1061 |
| 15117 9300 | EXT 1061 |
| 15118 9300 | EXT 1061 |
| 15119 9300 | EXT 1059 |
| 15120 9300 | EXT 1059 |
| 15121 9300 | EXT 1059 |
| 15122 9300 | EXT 1059 |
| 15212 2000 | TEC 33 |
| 15212 2010 | TEC 33 |
| 15212 2020 | INT 121 |
| 15212 2030 | TEC 33 |
| 15212 2040 | INT 121 |
| 15215 0010 | TEC 33 |
| 15215 0020 | TEC 33 |
| 15222 0170 | EXT 1061 |
| 15222 0180 | EXT 1061 |
| 15229 0010 | TEC 35 |
| 15931 8310 | EXT 1080 |
| 15931 8320 | EXT 1080 |
| 15931 8330 | EXT 1080 |
| 15931 8340 | EXT 1080 |
| 15931 8410 | EXT 1080 |
| 15931 8420 | EXT 1080 |
| 15931 8430 | EXT 1080 |
| 15931 8440 | EXT 1080 |
| 15932 0010 | EXT 1080 |
| 16312 0000 | PRO 811 |
| 16312 0310 | PRO 811 |
| 16312 0620 | PRO 811 |
| 16312 0630 | PRO 811 |
| 16313 9200 | INT 285 |
| 16313 9300 | INT 285 |
| 16314 9200 | INT 285 |
| 16314 9300 | INT 285 |
| 16315 9200 | INT 285 |
| 16315 9300 | INT 285 |
| 18428 9200 | PRO 704 |
| 18428 9300 | PRO 704 |
| 18429 9210 | PRO 705 |
| 18429 9230 | PRO 705 |
| 18429 9310 | PRO 705 |
| 18429 9330 | PRO 705 |
| 18430 9210 | PRO 705 |
| 18430 9220 | PRO 705 |
| 18430 9230 | PRO 705 |
| 18430 9310 | PRO 705 |
| 18430 9320 | PRO 705 |
| 18430 9330 | PRO 705 |
| 19434 9220 | EXT 891 |
| 19434 9320 | EXT 891 |
| 19830 8220 | INT 611 |
| 19830 8225 | INT 611 |
| 19830 8230 | INT 611 |
| 19830 8235 | INT 611 |
| 19830 8240 | INT 611 |
| 19830 8245 | INT 611 |
| 19830 8320 | INT 611 |
| 19830 8325 | INT 611 |
| 19830 8330 | INT 611 |
| 19830 8335 | INT 611 |
| 19830 8340 | INT 611 |
| 19830 8345 | INT 611 |
| 19830 9220 | INT 611 |
| 19830 9225 | INT 611 |
| 19830 9230 | INT 611 |
| 19830 9235 | INT 611 |
| 19830 9240 | INT 611 |
| 19830 9245 | INT 611 |
| 19830 9320 | INT 611 |
| 19830 9325 | INT 611 |
| 19830 9330 | INT 611 |
| 19830 9335 | INT 611 |
| 19830 9340 | INT 611 |
| 19830 9345 | INT 611 |
| 19873 9200 | INT 311 |
| 19873 9300 | INT 311 |
| 19874 9200 | INT 315 |
| 19874 9300 | INT 315 |
| 19875 9200 | INT 609 |
| 19875 9205 | INT 609 |
| 19875 9300 | INT 609 |
| 19875 9305 | INT 609 |
| 19876 9228 | INT 313 |
| 19876 9328 | INT 313 |
| 19877 9200 | INT 311 |
| 19877 9300 | INT 311 |
| 19878 9200 | INT 315 |
| 19878 9300 | INT 315 |
| 19879 9200 | INT 609 |
| 19879 9205 | INT 609 |
| 19879 9300 | INT 609 |
| 19879 9305 | INT 609 |
| 19880 930W | INT 613 |
| 200 12 01 | INT 593 |
| 200 12 02 | INT 595 |
| 200 12 11 | INT 592 |
| 200 12 12 | INT 592 |
| 200 12 13 | INT 595 |
| 200 12 14 | INT 592 |
| 200 12 21 | INT 592 |
| 200 12 24 | INT 594 |
| 200 12 34 | INT 592 |
| 200 12 35 | INT 592 |
| 200 12 41 | INT 594 |
| 200 12 410 | INT 594 |
| 200 12 420 | INT 594 |
| 200 12 430 | INT 594 |
| 200 12 50 | INT 595 |
| 200 13 11 | INT 592 |
| 200 13 12 | INT 592 |
| 200 13 14 | INT 592 |
| 200 13 14 01 | INT 593 |
| 200 13 41 | INT 592 |
| 200 13 410 | INT 592 |
| 200 13 420 | INT 592 |
| 200 13 430 | INT 592 |
| 200 14 06 | INT 597 |
| 200 14 11 | INT 596 |
| 200 14 12 | INT 596 |
| 200 14 13 | INT 597 |
| 200 14 14 | INT 596 |
| 200 14 21 | INT 596 |
| 200 14 34 | INT 596 |
| 200 14 35 | INT 596 |
| 200 14 41 | INT 596 |
| 200 14 410 | INT 596 |
| 200 14 420 | INT 596 |
| 200 14 430 | INT 596 |
| 200 46 06 | TEC 27 |
| 200 46 10 | TEC 27 |
| 200 99 53 | INT 595 |
| 20012 9300 | EXT 1027 |
| 20013 9300 | EXT 1027 |
| 20014 9300 | EXT 1027 |
| 20015 9300 | EXT 1027 |
| 20016 9300 | EXT 1027 |
| 20017 9300 | EXT 1027 |
| 201 02 01 | FOLD-OUT |
| 201 02 04 | FOLD-OUT |
| 201 02 05 | FOLD-OUT |
| 201 03 00 | FOLD-OUT |
| 201 03 01 | FOLD-OUT |
| 201 03 02 | FOLD-OUT |
| 201 03 03 | FOLD-OUT |
| 201 03 04 | FOLD-OUT |
| 201 03 05 | FOLD-OUT |
| 201 05 01 | FOLD-OUT |
| 201 05 04 | FOLD-OUT |
| 201 06 01 | FOLD-OUT |
| 201 06 04 | FOLD-OUT |
| 201 27 99 | FOLD-OUT |
| 201 34 00 | FOLD-OUT |
| 201 35 00 | INT 403 |
| 201 47 11 | FOLD-OUT |
| 201 50 50 | FOLD-OUT |
| 202 00 64 | TEC 33 |
| 202 00 75 | TEC 33 |
| 202 01 10 | INT 99 |
| 202 01 1010 | INT 99 |

| | |
|---|---|
| 202 01 13 | INT 97 |
| 202 01 1310 | INT 97 |
| 202 01 26 | INT 93 |
| 202 01 75 | TEC 33 |
| 202 01 75 OFA | TEC 33 |
| 202 014 26 | INT 93 |
| 202 03 00 | FOLD-OUT |
| 202 04 12 | INT 497 |
| 202 04 14 | INT 497 |
| 202 04 22 | EXT 929 |
| 202 04 24 | EXT 929 |
| 202 04 32 | INT 497 |
| 202 11 16 | INT 93 |
| 202 11 19 | TEC 29 |
| 202 11 26 | INT 93 |
| 202 11 82 | TEC 33 |
| 202 14 11 | INT 71 |
| 202 14 1210 | INT 71 |
| 202 14 29 | TEC 29 |
| 202 14 61 | INT 71 |
| 202 14 90 | INT 69 |
| 202 144 1902 | INT 69 |
| 202 144 811 922 | INT 69 |
| 202 144 811 932 | INT 69 |
| 202 145 811 922 | INT 69 |
| 202 145 811 932 | INT 69 |
| 202 146 811 922 | INT 69 |
| 202 146 811 932 | INT 69 |
| 202 15 61 971 | TEC 33 |
| 202 20 33 | INT 171 |
| 202 20 811 922 | EXT 895 |
| 202 20 811 932 | EXT 895 |
| 202 206 811 922 | EXT 895 |
| 202 206 811 932 | EXT 895 |
| 202 207 811 922 | EXT 895 |
| 202 207 811 932 | EXT 895 |
| 202 21 33 | INT 171 |
| 202 23 05 | INT 83 |
| 202 23 25 | INT 83 |
| 202 23 35 | INT 83 |
| 202 25 811 922 | EXT 893 |
| 202 25 811 932 | EXT 893 |
| 202 252 811 922 | EXT 893 |
| 202 252 811 932 | EXT 893 |
| 202 256 811 922 | EXT 893 |
| 202 256 811 932 | EXT 893 |
| 202 2562 811 922 | EXT 893 |
| 202 2562 811 932 | EXT 893 |
| 202 26 1902 | INT 53 |
| 202 26 811 922 | INT 53 |
| 202 26 811 923 | INT 53 |
| 202 26 811 932 | INT 53 |
| 202 26 811 933 | INT 53 |
| 202 26 811 942 | INT 53 |
| 202 26 811 943 | INT 53 |
| 202 262 1902 | INT 53 |
| 202 262 811 922 | INT 53 |
| 202 262 811 923 | INT 53 |
| 202 262 811 932 | INT 53 |
| 202 262 811 933 | INT 53 |
| 202 262 811 942 | INT 53 |
| 202 262 811 943 | INT 53 |
| 202 263 811 922 | INT 51 |
| 202 263 811 923 | INT 51 |
| 202 263 811 932 | INT 51 |
| 202 263 811 933 | INT 51 |
| 202 2632 811 922 | INT 51 |
| 202 2632 811 923 | INT 51 |
| 202 2632 811 932 | INT 51 |
| 202 2632 811 933 | INT 51 |
| 202 264 811 922 | INT 51 |
| 202 264 811 923 | INT 51 |
| 202 264 811 932 | INT 51 |
| 202 264 811 933 | INT 51 |
| 202 2642 811 922 | INT 51 |
| 202 2642 811 923 | INT 51 |
| 202 2642 811 932 | INT 51 |
| 202 2642 811 933 | INT 51 |
| 202 265 1902 | INT 51 |
| 202 2652 1902 | INT 51 |
| 202 272 1902 | INT 91 |
| 202 272 811 922 | INT 91 |
| 202 272 811 932 | INT 91 |
| 202 273 811 922 | INT 91 |
| 202 273 811 932 | INT 91 |
| 202 274 811 922 | INT 89 |
| 202 274 811 932 | INT 89 |
| 202 275 811 922 | INT 89 |
| 202 275 811 932 | INT 89 |
| 202 276 1902 | INT 89 |
| 202 28 1902 | INT 95 |
| 202 28 811 922 | INT 95 |
| 202 28 811 932 | INT 95 |
| 202 282 1902 | INT 95 |
| 202 282 811 922 | INT 95 |
| 202 282 811 932 | INT 95 |
| 202 292 811 922 | INT 71 |
| 202 292 811 932 | INT 71 |
| 202 292 812 922 | INT 71 |
| 202 292 812 932 | INT 71 |
| 202 295 82 | INT 73 |
| 202 295 83 | INT 73 |
| 202 296 82 | INT 73 |
| 202 296 83 | INT 73 |
| 202 297 82 | INT 73 |
| 202 297 83 | INT 73 |
| 202 342 1902 | INT 73 |
| 202 342 811 922 | INT 73 |
| 202 342 811 932 | INT 73 |
| 202 37 1902 | INT 53 |
| 202 37 811 922 | INT 53 |
| 202 37 811 923 | INT 53 |
| 202 37 811 932 | INT 53 |
| 202 37 811 933 | INT 53 |
| 202 37 811 942 | INT 53 |
| 202 37 811 943 | INT 53 |
| 202 372 1902 | INT 53 |
| 202 372 811 922 | INT 53 |
| 202 372 811 923 | INT 53 |
| 202 372 811 932 | INT 53 |
| 202 372 811 933 | INT 53 |
| 202 372 811 942 | INT 53 |
| 202 372 811 943 | INT 53 |
| 202 38 1902 | INT 55 |
| 202 38 2902 | INT 55 |
| 202 38 811 922 | INT 55 |
| 202 38 811 923 | INT 55 |
| 202 38 811 932 | INT 55 |
| 202 38 811 933 | INT 55 |
| 202 38 812 922 | INT 55 |
| 202 38 812 923 | INT 55 |
| 202 38 812 932 | INT 55 |
| 202 38 812 933 | INT 55 |
| 202 39 60 | TEC 33 |
| 202 391 21 922 | INT 57 |
| 202 391 21 923 | INT 57 |
| 202 391 21 932 | INT 57 |
| 202 391 21 933 | INT 57 |
| 202 393 21 922 | INT 57 |
| 202 393 21 923 | INT 57 |
| 202 393 21 932 | INT 57 |
| 202 393 21 933 | INT 57 |
| 202 395 21 922 | INT 57 |
| 202 395 21 923 | INT 57 |
| 202 395 21 932 | INT 57 |
| 202 395 21 933 | INT 57 |
| 202 396 301 93 | INT 59 |
| 202 396 41 | INT 59 |
| 202 396 42 | INT 59 |
| 202 396 43 | INT 59 |
| 202 396 44 | INT 59 |
| 202 396 45 | INT 59 |
| 202 49 1902 | INT 173 |
| 202 49 811 922 | INT 173 |
| 202 49 811 932 | INT 173 |
| 202 50 50 | INT 171 |
| 202 50 51 | INT 171 |
| 202 51 51 | INT 167 |
| 202 51 811 922 | INT 167 |
| 202 51 811 932 | INT 167 |
| 202 510 1902 | INT 167 |
| 202 510 811 922 | INT 167 |
| 202 510 811 932 | INT 167 |
| 202 511 811 922 | INT 167 |
| 202 511 811 932 | INT 167 |
| 202 52 11 | INT 173 |
| 202 53 811 922 | INT 169 |
| 202 53 811 932 | INT 169 |
| 202 56 99 01 | TEC 29 |
| 202 60 00 01 | INT 197 |
| 202 60 00 02 | INT 197 |
| 202 60 98 01 | TEC 31 |
| 202 60 98 02 | TEC 31 |
| 202 61 00 01 | INT 199 |
| 202 61 00 02 | INT 199 |
| 202 61 95 01 | TEC 33 |
| 202 61 95 01 HP | TEC 33 |
| 202 61 95 01L | TEC 33 |
| 202 61 95 02 | TEC 33 |
| 202 61 95 02 HP | TEC 33 |
| 202 61 95 02L | TEC 33 |
| 202 61 96 01 | TEC 30 |
| 202 61 96 02 | TEC 30 |
| 202 62 00 01 | INT 199 |
| 202 62 00 02 | INT 199 |
| 202 62 98 01 | TEC 29 |
| 202 62 98 02 | TEC 29 |
| 202 62 99 01 | TEC 29 |
| 202 62 99 02 | TEC 29 |
| 202 70 1902 | INT 183 |
| 202 70 2902 | INT 183 |
| 202 70 811 922 | INT 183 |
| 202 70 811 932 | INT 183 |
| 202 70 812 922 | INT 183 |
| 202 70 812 932 | INT 183 |
| 202 70 98 01 | TEC 31 |
| 202 70 98 02 | TEC 31 |
| 202 71 66 01 | INT 189 |
| 202 71 66 02 | INT 189 |
| 202 71 95 01 | TEC 33 |
| 202 71 95 01 HP | TEC 33 |
| 202 71 95 01L | TEC 33 |
| 202 71 95 02 | TEC 33 |
| 202 71 95 02 HP | TEC 33 |
| 202 71 95 02L | TEC 33 |
| 202 71 96 01 | TEC 30 |
| 202 71 96 02 | TEC 30 |

# INDEX
# BY REFERENCE


| | |
|---|---|
| 202 72 66 01 | INT 189 |
| 202 72 66 02 | INT 189 |
| 202 72 99 01 | TEC 29 |
| 202 72 99 02 | TEC 29 |
| 202 73 01 | INT 185 |
| 202 73 02 | INT 185 |
| 202 74 01 | INT 185 |
| 202 74 02 | INT 185 |
| 202 79 01 ED8 | INT 273 |
| 202 79 02 ED8 | INT 273 |
| 202 79 03 ED8 | INT 273 |
| 202 79 11 ED8 | INT 273 |
| 202 79 12 ED8 | INT 273 |
| 202 79 13 ED8 | INT 273 |
| 202 791 01 | INT 187 |
| 202 791 02 | INT 187 |
| 202 792 01 | INT 187 |
| 202 792 02 | INT 187 |
| 202 801 01 | INT 195 |
| 202 801 02 | INT 195 |
| 202 802 01 | INT 195 |
| 202 802 02 | INT 195 |
| 202 91 0701 | TEC 20 |
| 202 91 0703 | TEC 20 |
| 202 91 97 01 | INT 145 |
| 202 91 97 11 | INT 145 |
| 202 911 811 929 | INT 145 |
| 202 911 811 939 | INT 145 |
| 202 912 811 929 | INT 145 |
| 202 912 811 939 | INT 145 |
| 202 913 929 | INT 145 |
| 202 913 939 | INT 145 |
| 202 914 929 | INT 145 |
| 202 914 939 | INT 145 |
| 203 10 01 | INT 307 |
| 203 99 55 | TEC 35 |
| 203 99 56 | TEC 35 |
| 204 00 100 | TEC 35 |
| 204 00 62 | TEC 35 |
| 204 00 90 | TEC 35 |
| 204 62 62 | TEC 35 |
| 204 80 80 | TEC 35 |
| 204 90 90 | TEC 35 |
| 20546 9200 | INT 380 |
| 20546 9300 | INT 380 |
| 20547 9200 | INT 380 |
| 20547 9300 | INT 380 |
| 20548 0015 | INT 385 |
| 20548 0025 | INT 385 |
| 206 06 811 922 | INT 39 |
| 206 06 811 932 | INT 39 |
| 206 11 811 922 | INT 31 |
| 206 11 811 923 | INT 31 |
| 206 11 811 932 | INT 31 |
| 206 11 811 933 | INT 31 |
| 206 21 811 922 | INT 31 |
| 206 21 811 923 | INT 31 |
| 206 21 811 932 | INT 31 |
| 206 21 811 933 | INT 31 |
| 206 31 811 922 ED8 | INT 235 |
| 206 31 811 923 ED8 | INT 235 |
| 206 31 811 932 ED8 | INT 235 |
| 206 31 811 933 ED8 | INT 235 |
| 206 31 812 922 ED8 | INT 235 |
| 206 31 812 923 ED8 | INT 235 |
| 206 31 812 932 ED8 | INT 235 |
| 206 31 812 933 ED8 | INT 235 |
| 206 40 811 930 | EXT 987 |
| 206 43 811 930 | EXT 1029 |
| 206 46 811 930 | EXT 1029 |
| 207 01 161 | TEC 29 |
| 207 01 162 | TEC 29 |
| 207 01 170 | TEC 29 |
| 207 01 185 | TEC 29 |
| 207 01 186 | TEC 29 |
| 207 01 193 | TEC 29 |
| 21012 0010 | INT 365 |
| 21012 0021 | INT 365 |
| 21012 0035 | INT 365 |
| 21012 004W | TEC 20 |
| 21012 005W | TEC 20 |
| 21024 0060 | TEC 8 |
| 21024 0070 | TEC 7 |
| 21024 0080 | TEC 8 |
| 21024 0090 | TEC 9 |
| 21024 0100 | TEC 8 |
| 21024 0110 | TEC 8 |
| 21029 0010 | TEC 9 |
| 21030 0010 | PRO 706, TEC 10 |
| 21031 0010 | PRO 715, 820 |
| 21032 0010 | TEC 26 |
| 21032 0020 | TEC 5 |
| 21032 0030 | PRO 680, TEC 7 |
| 21032 0040 | PRO 680 |
| 213 19 08 | TEC 36 |
| 213 19 09 | TEC 36 |
| 213 19 10 | TEC 36 |
| 213 45 10 811 932 | EXT 1007 |
| 213 45 15 | EXT 1005 |
| 213 45 212 | EXT 1007 |
| 213 45 2125 | EXT 1007 |
| 213 45 811 932 | EXT 1005 |
| 213 46 10 811 932 | EXT 1007 |
| 213 46 15 | EXT 1005 |
| 213 46 811 932 | EXT 1005 |
| 213 47 112 | EXT 1019 |
| 213 47 122 | EXT 1019 |
| 213 47 811 931 | EXT 1009 |
| 213 47 811 932 | EXT 1009 |
| 213 47 811 933 | EXT 1009 |
| 213 473 811 930 | EXT 1009 |
| 213 474 811 930 | EXT 1009 |
| 213 48 811 931 | EXT 1009 |
| 213 48 811 932 | EXT 1009 |
| 213 48 811 933 | EXT 1009 |
| 213 483 811 930 | EXT 1009 |
| 213 484 811 930 | EXT 1009 |
| 213 49 811 931 | EXT 1009 |
| 213 49 811 932 | EXT 1009 |
| 213 49 811 933 | EXT 1009 |
| 213 50 10 | TEC 36 |
| 213 501 811 932 | EXT 1011 |
| 213 502 931 | EXT 1011 |
| 216 12 00 | TEC 36 |
| 216 12 01 | TEC 36 |
| 216 12 02 | TEC 36 |
| 216 14 35 | TEC 36 |
| 220 74 811 930 | EXT 1061 |
| 220 77 811 930 | EXT 1061 |
| 222 03 11 93 | EXT 1043 |
| 222 03 12 93 | EXT 1043 |
| 222 03 21 93 | EXT 1043 |
| 222 03 22 93 | EXT 1043 |
| 222 03 31 93 | EXT 1043 |
| 222 03 32 93 | EXT 1043 |
| 222 031 11 92 ED8 | EXT 943 |
| 222 031 11 93 ED8 | EXT 943 |
| 222 031 12 92 ED8 | EXT 943 |
| 222 031 12 93 ED8 | EXT 943 |
| 222 032 11 92 ED8 | EXT 943 |
| 222 032 11 93 ED8 | EXT 943 |
| 222 032 12 92 ED8 | EXT 943 |
| 222 032 12 93 ED8 | EXT 943 |
| 222 121 12 | EXT 1029 |
| 222 123 12 | EXT 1029 |
| 222 126 12 | EXT 1029 |
| 223 00 10 | FOLD-OUT |
| 223 00 12 | EXT 1071 |
| 223 122 83 | EXT 1055 |
| 223 126 83 | EXT 1055 |
| 223 13 811 930 | EXT 963 |
| 223 16 811 930 | EXT 1071 |
| 223 17 811 930 | EXT 1071 |
| 223 24 83 | EXT 1053 |
| 223 26 83 | EXT 1053 |
| 223 34 83 | EXT 1053 |
| 223 36 83 | EXT 1053 |
| 223 44 83 | EXT 1053 |
| 223 46 83 | EXT 1053 |
| 223 53 812 930 | EXT 963 |
| 223 54 83 | EXT 983 |
| 223 55 83 | EXT 983 |
| 223 751 811 922 ED8 | INT 571, EXT 979 |
| 223 751 811 932 ED8 | INT 571, EXT 979 |
| 223 752 811 922 ED8 | INT 571, EXT 979 |
| 223 752 811 932 ED8 | INT 571, EXT 979 |
| 223 753 01 | FOLD-OUT |
| 223 753 811 922 ED8 | INT 571 |
| 223 753 811 932 ED8 | INT 571 |
| 223 99 01 | FOLD-OUT |
| 225 20 18112 | EXT 961 |
| 225 20 18212 | EXT 961 |
| 225 20 811 930 | EXT 961 |
| 225 20 812 930 | EXT 961 |
| 229 01 01 | EXT 1071 |
| 229 01 02 | EXT 1047, EXT 1067 |
| 229 01 03 | EXT 1029, EXT 1043, EXT 1059 |
| 229 01 04 | EXT 1055 |
| 229 01 11 | EXT 1027, EXT 1029, EXT 1053 |
| 229 01 12 | EXT 1061 |
| 229 01 14 | EXT 1039 |
| 229 01 15 | EXT 1039 |
| 229 01 16 | EXT 955, 957 |
| 229 02 01 | EXT 1071 |
| 229 02 02 | EXT 1047, EXT 1067 |
| 229 02 03 | EXT 1049 |
| 229 02 07 | EXT 1061 |
| 229 02 11 | EXT 1079 |
| 232 01 09 | EXT 905 |
| 232 012 82 | EXT 947 |
| 232 012 83 | EXT 947 |
| 232 02 09 | EXT 991 |
| 232 022 82 | EXT 947 |
| 232 022 83 | EXT 947 |
| 232 03 09 | EXT 991 |
| 232 08 831 | EXT 957 |
| 232 09 831 | EXT 1033 |
| 232 10 00 | FOLD-OUT |
| 232 10 03 | FOLD-OUT |
| 232 10 21 931 | EXT 957 |
| 232 10 21 932 | EXT 957 |
| 232 10 21 933 | EXT 957 |
| 232 10 811 930 | EXT 957 |
| 232 10 811 931 | EXT 957 |
| 232 10 811 932 | EXT 957 |
| 232 10 811 933 | EXT 957 |
| 232 11 21 931 | EXT 1033 |

| | |
|---|---|
| 232 11 21 932 | EXT 1033 |
| 232 11 21 933 | EXT 1033 |
| 232 11 811 930 | EXT 1033 |
| 232 11 811 931 | EXT 1033 |
| 232 11 811 932 | EXT 1033 |
| 232 11 811 933 | EXT 1033 |
| 232 111 00 | INT 547 |
| 232 112 82 | INT 547, EXT 949 |
| 232 112 83 | INT 547, EXT 949 |
| 232 12 933 | EXT 957 |
| 232 13 831 | EXT 1033 |
| 232 13 933 | EXT 1033 |
| 232 20 83 | EXT 955 |
| 232 20 99 | EXT 955, 957, 995 |
| 232 211 00 | INT 547 |
| 232 212 82 | INT 547, EXT 949 |
| 232 212 83 | INT 547, EXT 949 |
| 232 213 00 | INT 547, EXT 949 |
| 232 318 83 | INT 548, EXT 949 |
| 232 321 00 | INT 548 |
| 232 432 83 | EXT 1049 |
| 232 472 83 | EXT 1049 |
| 232 492 83 | EXT 1049 |
| 232 659 83 | EXT 1049 |
| 232 712 82 | INT 548, EXT 949 |
| 232 712 83 | INT 548, EXT 949 |
| 232 722 83 | EXT 1049 |
| 232 742 83 | EXT 1049 |
| 232 772 83 | EXT 1049 |
| 232 812 82 | INT 548, EXT 949 |
| 232 812 83 | INT 548, EXT 949 |
| 232 942 83 | EXT 1047 |
| 232 962 83 | EXT 1047 |
| 23218 9210 | PRO 687 |
| 23218 9310 | PRO 687 |
| 23219 9215 | PRO 687 |
| 23219 9315 | PRO 687 |
| 23220 9210 | PRO 687 |
| 23220 9310 | PRO 687 |
| 23221 9215 | PRO 687 |
| 23221 9315 | PRO 687 |
| 23222 9210 | PRO 687 |
| 23222 9310 | PRO 687 |
| 23223 9215 | PRO 687 |
| 23223 9315 | PRO 687 |
| 23224 9210 | PRO 688 |
| 23224 9310 | PRO 688 |
| 23225 9215 | PRO 688 |
| 23225 9315 | PRO 688 |
| 23226 8220 | PRO 688 |
| 23226 8320 | PRO 688 |
| 23227 8225 | PRO 688 |
| 23227 8325 | PRO 688 |
| 23228 9230 | PRO 688 |
| 23228 9330 | PRO 688 |
| 23229 9235 | PRO 688 |
| 23229 9335 | PRO 688 |
| 23230 9200 | PRO 689 |
| 23230 9300 | PRO 689 |
| 23231 9205 | PRO 689 |
| 23231 9305 | PRO 689 |
| 23232 9200 | PRO 689 |
| 23232 9300 | PRO 689 |
| 23233 9205 | PRO 689 |
| 23233 9305 | PRO 689 |
| 23234 9210 | PRO 688 |
| 23234 9220 | PRO 688 |
| 23234 9310 | PRO 688 |
| 23234 9320 | PRO 688 |
| 23235 9215 | PRO 688 |
| 23235 9225 | PRO 688 |
| 23235 9315 | PRO 688 |
| 23235 9325 | PRO 688 |
| 23236 9210 | PRO 689 |
| 23236 9310 | PRO 689 |
| 23237 9215 | PRO 689 |
| 23237 9315 | PRO 689 |
| 23238 9020 | PRO 688 |
| 23239 9025 | PRO 688 |
| 23240 9220 | PRO 692 |
| 23240 9230 | PRO 692 |
| 23240 9320 | PRO 692 |
| 23240 9330 | PRO 692 |
| 23241 9225 | PRO 692 |
| 23241 9235 | PRO 692 |
| 23241 9325 | PRO 692 |
| 23241 9335 | PRO 692 |
| 23242 9200 | PRO 692 |
| 23242 9300 | PRO 692 |
| 23243 9205 | PRO 692 |
| 23243 9305 | PRO 692 |
| 23244 9210 | PRO 690 |
| 23244 9310 | PRO 690 |
| 23245 9215 | PRO 690 |
| 23245 9315 | PRO 690 |
| 23246 8210 | PRO 690 |
| 23246 8310 | PRO 690 |
| 23247 8215 | PRO 690 |
| 23247 8315 | PRO 690 |
| 23248 9220 | PRO 690 |
| 23248 9320 | PRO 690 |
| 23249 9225 | PRO 690 |
| 23249 9325 | PRO 690 |
| 23250 8210 | PRO 691 |
| 23250 8310 | PRO 691 |
| 23251 8215 | PRO 691 |
| 23251 8315 | PRO 691 |
| 23252 9220 | PRO 691 |
| 23252 9320 | PRO 691 |
| 23253 9225 | PRO 691 |
| 23253 9325 | PRO 691 |
| 23254 8220 | PRO 686 |
| 23254 8320 | PRO 686 |
| 23255 8225 | PRO 686 |
| 23255 8325 | PRO 686 |
| 23256 9230 | PRO 686 |
| 23256 9330 | PRO 686 |
| 23257 9235 | PRO 686 |
| 23257 9335 | PRO 686 |
| 23266 8220 | PRO 685 |
| 23266 8320 | PRO 685 |
| 23267 8225 | PRO 685 |
| 23267 8325 | PRO 685 |
| 23268 8220 | PRO 685 |
| 23268 8320 | PRO 685 |
| 23269 8225 | PRO 685 |
| 23269 8325 | PRO 685 |
| 23270 9210 | PRO 684 |
| 23270 9220 | PRO 684 |
| 23270 9310 | PRO 684 |
| 23270 9320 | PRO 684 |
| 23271 9215 | PRO 684 |
| 23271 9225 | PRO 684 |
| 23271 9315 | PRO 684 |
| 23271 9325 | PRO 684 |
| 23272 9210 | PRO 684 |
| 23272 9220 | PRO 684 |
| 23272 9310 | PRO 684 |
| 23272 9320 | PRO 684 |
| 23273 9215 | PRO 684 |
| 23273 9225 | PRO 684 |
| 23273 9315 | PRO 684 |
| 23273 9325 | PRO 684 |
| 23300 9920 | PRO 669, 673, 679 |
| 23301 0000 | PRO 663 |
| 23301 0690 | PRO 663 |
| 23332 9200 | PRO 689 |
| 23332 9300 | PRO 689 |
| 23333 9215 | PRO 687 |
| 23333 9315 | PRO 687 |
| 23334 9215 | PRO 687 |
| 23334 9315 | PRO 687 |
| 23335 9215 | PRO 687 |
| 23335 9315 | PRO 687 |
| 23336 9215 | PRO 688 |
| 23336 9315 | PRO 688 |
| 23337 9235 | PRO 688 |
| 23337 9335 | PRO 688 |
| 23338 8225 | PRO 688 |
| 23338 8325 | PRO 688 |
| 23339 9025 | PRO 688 |
| 23340 9215 | PRO 689 |
| 23340 9315 | PRO 689 |
| 23341 9215 | PRO 688 |
| 23341 9225 | PRO 688 |
| 23341 9315 | PRO 688 |
| 23341 9325 | PRO 688 |
| 23347 0005 | PRO 681 |
| 23348 0005 | PRO 681 |
| 23349 0005 | PRO 681 |
| 23350 0005 | PRO 681 |
| 23351 9225 | PRO 692 |
| 23351 9235 | PRO 692 |
| 23351 9325 | PRO 692 |
| 23351 9335 | PRO 692 |
| 23352 9205 | PRO 692 |
| 23352 9305 | PRO 692 |
| 23353 9215 | PRO 693 |
| 23353 9315 | PRO 693 |
| 23354 9205 | PRO 693 |
| 23354 9305 | PRO 693 |
| 23355 9215 | PRO 684 |
| 23355 9225 | PRO 684 |
| 23355 9235 | PRO 684 |
| 23355 9315 | PRO 684 |
| 23355 9325 | PRO 684 |
| 23355 9335 | PRO 684 |
| 23358 0000 | PRO 669 |
| 23358 0010 | PRO 669 |
| 23358 0020 | PRO 669 |
| 23358 0030 | PRO 669 |
| 23358 0300 | PRO 669 |
| 23358 0620 | PRO 669 |
| 23358 0640 | PRO 669 |
| 23358 1410 | PRO 669 |
| 23358 1510 | PRO 669, 670, 673, 677, 679 |
| 23358 1520 | PRO 669, 670, 673, 677, 679 |
| 23358 1540 | PRO 669, 670 |
| 23358 9810 | PRO 670 |
| 23358 9820 | PRO 670 |
| 23358 9830 | PRO 670 |
| 23359 0000 | PRO 673 |
| 23359 0010 | PRO 673 |
| 23359 0020 | PRO 673 |
| 23359 0030 | PRO 673 |
| 23359 0300 | PRO 673 |
| 23359 0510 | PRO 669, 673, 677, 679 |

# INDEX
# BY REFERENCE


| | |
|---|---|
| 23359 0620 | PRO 679, 683 |
| 23359 0640 | PRO 673 |
| 23359 0690 | PRO 673 |
| 23359 0700 | PRO 673 |
| 23359 1410 | PRO 679, 683 |
| 23359 2120 | PRO 669, 673, 677, 679, 699 |
| 23359 2140 | PRO 669, 673, 677, 679, 699 |
| 23359 2160 | PRO 679, 683 |
| 23359 2220 | PRO 669, 673, 677, 679, 699 |
| 23359 2240 | PRO 669, 673, 677, 679, 699 |
| 23359 2260 | PRO 679, 683 |
| 23359 2340 | PRO 679, 683 |
| 23359 2440 | PRO 679, 683 |
| 23362 9225 | PRO 690 |
| 23362 9325 | PRO 690 |
| 23363 8215 | PRO 691 |
| 23363 8315 | PRO 691 |
| 23364 9225 | PRO 691 |
| 23364 9325 | PRO 691 |
| 23367 9205 | PRO 682 |
| 23367 9305 | PRO 682 |
| 23368 9205 | PRO 682 |
| 23368 9305 | PRO 682 |
| 23369 9205 | PRO 682 |
| 23369 9305 | PRO 682 |
| 23370 9205 | PRO 683 |
| 23370 9305 | PRO 683 |
| 23371 8215 | PRO 690 |
| 23371 8315 | PRO 690 |
| 23372 9215 | PRO 690 |
| 23372 9315 | PRO 690 |
| 23373 9205 | PRO 689 |
| 23373 9305 | PRO 689 |
| 23374 0000 | PRO 679 |
| 23374 0020 | PRO 679 |
| 23374 0030 | PRO 679 |
| 23374 0300 | PRO 679 |
| 23374 0640 | PRO 679 |
| 23375 0000 | PRO 677 |
| 23375 0010 | PRO 677 |
| 23375 0020 | PRO 677 |
| 23375 0030 | PRO 677 |
| 23375 0300 | PRO 677 |
| 23375 0620 | PRO 677 |
| 23376 9200 | PRO 681 |
| 23376 9300 | PRO 681 |
| 23377 0010 | PRO 669 |
| 23378 9200 | PRO 689 |
| 23378 9300 | PRO 689 |
| 23379 9205 | PRO 689 |
| 23379 9305 | PRO 689 |
| 23380 0010 | PRO 673 |
| 23380 001W | PRO 673 |
| 23610 9310 | INT 601 |
| 23610 9311 | INT 601 |
| 23610 9315 | INT 601 |
| 23610 931P | INT 601 |
| 23610 931W | INT 601 |
| 23610 9410 | INT 601 |
| 23610 9411 | INT 601 |
| 23610 9415 | INT 601 |
| 23610 941P | INT 601 |
| 23610 941W | INT 601 |
| 23611 9310 | INT 601 |
| 23611 9311 | INT 601 |
| 23611 9315 | INT 601 |
| 23611 931P | INT 601 |
| 23611 931W | INT 601 |
| 23611 9410 | INT 601 |
| 23611 9411 | INT 601 |
| 23611 9415 | INT 601 |
| 23611 941P | INT 601 |
| 23611 941W | INT 601 |
| 23612 9310 | INT 601 |
| 23612 9311 | INT 601 |
| 23612 9315 | INT 601 |
| 23612 931P | INT 601 |
| 23612 931W | INT 601 |
| 23612 9410 | INT 601 |
| 23612 9411 | INT 601 |
| 23612 9415 | INT 601 |
| 23612 941P | INT 601 |
| 23612 941W | INT 601 |
| 23613 0010 | INT 601 |
| 23613 0020 | INT 601 |
| 23613 0030 | INT 601 |
| 23613 0040 | INT 601 |
| 23613 0050 | INT 601 |
| 23613 0060 | INT 601 |
| 23613 0070 | INT 601 |
| 23613 0080 | INT 601 |
| 23613 0090 | INT 601 |
| 23613 0100 | INT 601 |
| 23613 0120 | INT 601 |
| 23613 0140 | INT 601 |
| 23613 0160 | INT 601 |
| 23613 0170 | INT 601 |
| 23613 0180 | INT 601 |
| 23613 0190 | INT 601 |
| 23613 0200 | INT 601 |
| 23613 0220 | INT 601 |
| 23613 0230 | INT 601 |
| 23613 0240 | INT 601 |
| 23613 0250 | INT 601 |
| 23613 0260 | INT 601 |
| 23613 0270 | INT 601 |
| 23710 0010 | INT 43 |
| 23712 0010 | INT 501 |
| 23712 0020 | INT 501 |
| 23810 0000 | INT 489 |
| 23811 9008 | INT 489 |
| 23812 0010 | INT 489 |
| 23812 0020 | INT 489 |
| 23812 0030 | INT 489 |
| 23812 0040 | INT 489 |
| 23813 0010 | INT 489 |
| 23813 0020 | INT 489 |
| 23813 0030 | INT 489 |
| 23813 0040 | INT 489 |
| 23814 0010 | INT 489 |
| 23814 0020 | INT 489 |
| 23814 0030 | INT 489 |
| 23814 0040 | INT 489 |
| 23815 0010 | INT 489 |
| 23815 0020 | INT 489 |
| 23815 0030 | INT 489 |
| 23815 0040 | INT 489 |
| 23816 0010 | INT 489 |
| 23816 0020 | INT 489 |
| 23816 0030 | INT 489 |
| 23816 0040 | INT 489 |
| 23910 0000 | INT 477 |
| 23911 0000 | INT 477 |
| 23912 0000 | INT 477 |
| 23913 0000 | INT 477 |
| 23914 0000 | INT 477 |
| 23915 0000 | INT 477 |
| 23916 0000 | INT 477 |
| 23917 0000 | INT 477 |
| 23918 0000 | INT 477 |
| 23919 0000 | INT 477 |
| 23920 0000 | INT 477 |
| 23921 0000 | INT 477 |
| 23922 0000 | INT 477 |
| 23923 0000 | INT 477 |
| 23924 0000 | INT 477 |
| 23925 0000 | INT 477 |
| 23926 9230 | INT 479 |
| 23927 9230 | INT 479 |
| 23928 9230 | INT 479 |
| 23929 9230 | INT 479 |
| 23930 9230 | INT 479 |
| 23931 9230 | INT 479 |
| 23932 9230 | INT 479 |
| 23933 9230 | INT 479 |
| 23934 9230 | INT 479 |
| 23935 9230 | INT 479 |
| 23936 9230 | INT 479 |
| 23937 9230 | INT 479 |
| 23938 9230 | INT 479 |
| 23939 9230 | INT 479 |
| 23940 9230 | INT 479 |
| 23941 9230 | INT 479 |
| 23942 0018 | INT 479 |
| 23943 0010 | INT 479 |
| 23944 0010 | INT 479 |
| 23945 0010 | INT 479 |
| 23945 0020 | INT 479 |
| 24010 0000 | INT 484 |
| 24011 0000 | INT 484 |
| 24013 0000 | INT 483 |
| 24014 0000 | INT 483 |
| 24015 0000 | INT 484 |
| 24016 0000 | INT 483 |
| 24017 0000 | INT 483 |
| 24018 9200 | EXT 939 |
| 24018 9300 | EXT 939 |
| 24019 9200 | EXT 939 |
| 24019 9300 | EXT 939 |
| 24020 9200 | EXT 939 |
| 24020 9300 | EXT 939 |
| 24110 9210 | INT 123 |
| 24110 9220 | INT 123 |
| 24110 9310 | INT 123 |
| 24110 9320 | INT 123 |
| 24111 9210 | INT 123 |
| 24111 9220 | INT 123 |
| 24111 9310 | INT 123 |
| 24111 9320 | INT 123 |
| 24115 0000 | INT 181 |
| 24116 0000 | INT 181 |
| 24117 0000 | INT 181 |
| 24210 9210 | INT 15 |
| 24210 9220 | INT 15 |
| 24210 9230 | INT 15 |
| 24210 9310 | INT 15 |
| 24210 9320 | INT 15 |
| 24210 9330 | INT 15 |
| 24211 9210 | INT 15 |
| 24211 9220 | INT 15 |
| 24211 9230 | INT 15 |
| 24211 9310 | INT 15 |
| 24211 9320 | INT 15 |
| 24211 9330 | INT 15 |
| 24212 9020 | INT 15 |
| 24213 0010 | FOLD-OUT |
| 24213 0020 | FOLD-OUT |

| | |
|---|---|
| 24213 0030 | FOLD-OUT |
| 24213 0040 | FOLD-OUT |
| 24213 0050 | FOLD-OUT |
| 24213 0060 | FOLD-OUT |
| 24213 0070 | FOLD-OUT |
| 24213 0080 | FOLD-OUT |
| 24213 0090 | FOLD-OUT |
| 24213 0100 | FOLD-OUT |
| 24214 9210 | INT 19 |
| 24214 9220 | INT 19 |
| 24214 9230 | INT 19 |
| 24214 9310 | INT 19 |
| 24214 9320 | INT 19 |
| 24214 9330 | INT 19 |
| 24215 9210 | INT 19 |
| 24215 9220 | INT 19 |
| 24215 9230 | INT 19 |
| 24215 9310 | INT 19 |
| 24215 9320 | INT 19 |
| 24215 9330 | INT 19 |
| 24216 9020 | INT 19 |
| 24217 9210 | INT 17 |
| 24217 9220 | INT 17 |
| 24217 9230 | INT 17 |
| 24217 9310 | INT 17 |
| 24217 9320 | INT 17 |
| 24217 9330 | INT 17 |
| 24218 9210 | INT 17 |
| 24218 9220 | INT 17 |
| 24218 9230 | INT 17 |
| 24218 9310 | INT 17 |
| 24218 9320 | INT 17 |
| 24218 9330 | INT 17 |
| 24219 9020 | INT 17 |
| 24310 9200 | PRO 768 |
| 24310 9201 | PRO 768 |
| 24310 9205 | PRO 768 |
| 24310 9300 | PRO 768 |
| 24310 9301 | PRO 768 |
| 24310 9305 | PRO 768 |
| 24311 9200 | PRO 768 |
| 24311 9201 | PRO 768 |
| 24311 9205 | PRO 768 |
| 24311 9300 | PRO 768 |
| 24311 9301 | PRO 768 |
| 24311 9305 | PRO 768 |
| 24312 9200 | PRO 768 |
| 24312 9201 | PRO 768 |
| 24312 9205 | PRO 768 |
| 24312 9300 | PRO 768 |
| 24312 9301 | PRO 768 |
| 24312 9305 | PRO 768 |
| 24313 9200 | PRO 768 |
| 24313 9201 | PRO 768 |
| 24313 9205 | PRO 768 |
| 24313 9300 | PRO 768 |
| 24313 9301 | PRO 768 |
| 24313 9305 | PRO 768 |
| 24314 9200 | PRO 768 |
| 24314 9201 | PRO 768 |
| 24314 9205 | PRO 768 |
| 24314 9300 | PRO 768 |
| 24314 9301 | PRO 768 |
| 24314 9305 | PRO 768 |
| 24315 9200 | PRO 768 |
| 24315 9201 | PRO 768 |
| 24315 9205 | PRO 768 |
| 24315 9300 | PRO 768 |
| 24315 9301 | PRO 768 |
| 24315 9305 | PRO 768 |
| 24316 0000 | PRO 769 |
| 24316 0310 | PRO 769 |
| 24316 1420 | PRO 769 |
| 24316 1430 | PRO 769 |
| 24316 7010 | PRO 768 |
| 24316 7030 | PRO 768 |
| 24413 0000 | PRO 667 |
| 24414 8225 | PRO 685 |
| 24414 8325 | PRO 685 |
| 24415 9225 | PRO 686 |
| 24415 9325 | PRO 686 |
| 24416 9025 | PRO 686 |
| 24417 8225 | PRO 685 |
| 24417 8325 | PRO 685 |
| 24418 9225 | PRO 686 |
| 24418 9325 | PRO 686 |
| 24419 8225 | PRO 685 |
| 24419 8325 | PRO 685 |
| 24420 8225 | PRO 688 |
| 24420 8325 | PRO 688 |
| 24421 9235 | PRO 688 |
| 24421 9335 | PRO 688 |
| 24422 9215 | PRO 688 |
| 24422 9225 | PRO 688 |
| 24422 9315 | PRO 688 |
| 24422 9325 | PRO 688 |
| 24424 9215 | PRO 689 |
| 24424 9315 | PRO 689 |
| 24425 9025 | PRO 688 |
| 24426 9200 | PRO 689 |
| 24426 9300 | PRO 689 |
| 24427 9205 | PRO 689 |
| 24427 9305 | PRO 689 |
| 24428 9200 | PRO 689 |
| 24428 9300 | PRO 689 |
| 24429 9205 | PRO 689 |
| 24429 9305 | PRO 689 |
| 24511 9208 | INT 563 |
| 24511 9308 | INT 563 |
| 24512 9208 | INT 563 |
| 24512 9308 | INT 563 |
| 24610 9210 | INT 607 |
| 24610 9215 | INT 607 |
| 24610 9230 | INT 607 |
| 24610 9235 | INT 607 |
| 24610 9310 | INT 607 |
| 24610 9315 | INT 607 |
| 24610 9330 | INT 607 |
| 24610 9335 | INT 607 |
| 24611 0010 | FOLD-OUT |
| 24611 0050 | FOLD-OUT |
| 24611 0060 | FOLD-OUT |
| 24611 0070 | FOLD-OUT |
| 24611 0090 | FOLD-OUT |
| 24612 9210 | INT 607 |
| 24612 9215 | INT 607 |
| 24612 9220 | INT 607 |
| 24612 9225 | INT 607 |
| 24612 9230 | INT 607 |
| 24612 9235 | INT 607 |
| 24612 9310 | INT 607 |
| 24612 9315 | INT 607 |
| 24612 9320 | INT 607 |
| 24612 9325 | INT 607 |
| 24612 9330 | INT 607 |
| 24612 9335 | INT 607 |
| 24710 8220 | INT 299 |
| 24710 8320 | INT 299 |
| 24711 9230 | INT 299 |
| 24711 9330 | INT 299 |
| 24712 8220 | INT 299 |
| 24712 8320 | INT 299 |
| 24713 9230 | INT 299 |
| 24713 9330 | INT 299 |
| 24714 8220 | PRO 686 |
| 24714 8320 | PRO 686 |
| 24715 9230 | PRO 686 |
| 24715 9330 | PRO 686 |
| 24716 8225 | PRO 686 |
| 24716 8325 | PRO 686 |
| 24717 9235 | PRO 686 |
| 24717 9335 | PRO 686 |
| 24811 9220 | INT 365 |
| 24811 9320 | INT 365 |
| 24812 9220 | INT 365 |
| 24812 9320 | INT 365 |
| 24813 9220 | INT 365 |
| 24813 9320 | INT 365 |
| 24814 0010 | INT 365 |
| 24814 0011 | INT 365 |
| 24814 0015 | INT 365 |
| 24814 0020 | FOLD-OUT |
| 24814 0030 | FOLD-OUT |
| 24815 9220 | INT 366 |
| 24815 9320 | INT 366 |
| 24816 9220 | INT 366 |
| 24816 9320 | INT 366 |
| 24817 9220 | INT 366 |
| 24817 9320 | INT 366 |
| 24818 9220 | INT 366 |
| 24818 9320 | INT 366 |
| 24819 9220 | INT 366 |
| 24819 9320 | INT 366 |
| 24820 9220 | INT 366 |
| 24820 9320 | INT 366 |
| 24910 0900 | INT 371 |
| 24910 1500 | INT 371 |
| 24910 2200 | INT 371 |
| 24910 9900 | INT 371 |
| 24910 9910 | INT 371 |
| 24911 9220 | INT 372 |
| 24911 9230 | INT 372 |
| 24911 9320 | INT 372 |
| 24911 9330 | INT 372 |
| 24912 9210 | INT 372 |
| 24912 9310 | INT 372 |
| 24913 9230 | INT 372 |
| 24913 9330 | INT 372 |
| 24914 9220 | INT 372 |
| 24914 9320 | INT 372 |
| 24915 9210 | INT 372 |
| 24915 9310 | INT 372 |
| 24916 9230 | INT 373 |
| 24917 9230 | INT 373 |
| 24918 9230 | INT 373 |
| 24919 9230 | INT 373 |
| 24920 9230 | INT 373 |
| 24921 9230 | INT 373 |
| 24922 9230 | INT 373 |
| 24923 9230 | INT 373 |
| 24924 9230 | INT 373 |
| 24925 9230 | INT 373 |
| 24926 9230 | INT 373 |
| 24927 9230 | INT 373 |
| 24928 9230 | INT 373 |
| 24929 9230 | INT 373 |
| 24930 9230 | INT 373 |

# INDEX
# BY REFERENCE


| | |
|---|---|
| 24931 9230 | INT 373 |
| 25010 9210 | INT 345 |
| 25010 9220 | INT 345 |
| 25010 9310 | INT 345 |
| 25010 9320 | INT 345 |
| 25011 9210 | INT 345 |
| 25011 9220 | INT 345 |
| 25011 9310 | INT 345 |
| 25011 9320 | INT 345 |
| 25012 9210 | INT 345 |
| 25012 9220 | INT 345 |
| 25012 9310 | INT 345 |
| 25012 9320 | INT 345 |
| 25013 9210 | INT 345 |
| 25013 9220 | INT 345 |
| 25013 9310 | INT 345 |
| 25013 9320 | INT 345 |
| 25014 9210 | INT 345 |
| 25014 9220 | INT 345 |
| 25014 9310 | INT 345 |
| 25014 9320 | INT 345 |
| 251 67 20 | INT 263 |
| 251 67 44 | INT 263 |
| 251 67 811 922 ED8 | INT 261 |
| 251 67 811 922 ED8 | INT 261, EXT 917 |
| 251 67 811 922 WDL | INT 261 |
| 251 67 811 932 ED8 | INT 261 |
| 251 67 811 932 ED8 | INT 261, EXT 917 |
| 251 67 811 932 WDL | INT 261 |
| 251 67 812 922 ED8 | INT 261 |
| 251 67 812 922 ED8 | INT 261, EXT 917 |
| 251 67 812 932 ED8 | INT 261 |
| 251 67 812 932 ED8 | INT 261, EXT 917 |
| 251 69 811 922 ED8 | INT 571 |
| 251 69 811 932 ED8 | INT 571 |
| 251 70 03 01 | FOLD-OUT |
| 251 70 03 04 | FOLD-OUT |
| 251 70 03 05 | FOLD-OUT |
| 251 70 811 922 | INT 257 |
| 251 70 811 922 ED8 | INT 257 |
| 251 70 811 922 ED8 | INT 257, EXT 905 |
| 251 70 811 922 WDL | INT 257 |
| 251 70 811 932 | INT 257 |
| 251 70 811 932 ED8 | INT 257, EXT 905 |
| 251 70 811 932 ED8 | INT 257 |
| 251 70 811 932 WDL | INT 257 |
| 251 71 21 921 | INT 259 |
| 251 71 21 921 ED1 | INT 259 |
| 251 71 21 923 | INT 259 |
| 251 71 21 923 ED1 | INT 259 |
| 251 71 21 931 | INT 259 |
| 251 71 21 931 ED1 | INT 259 |
| 251 71 21 933 | INT 259 |
| 251 71 21 933 ED1 | INT 259 |
| 251 72 21 921 | INT 265 |
| 251 72 21 921 ED1 | INT 265 |
| 251 72 21 923 | INT 265 |
| 251 72 21 923 ED1 | INT 265 |
| 251 72 21 931 | INT 265 |
| 251 72 21 931 ED1 | INT 265 |
| 251 72 21 933 | INT 265 |
| 251 72 21 933 ED1 | INT 265 |
| 251 73 21 921 | INT 259 |
| 251 73 21 923 | INT 259 |
| 251 73 21 931 | INT 259 |
| 251 73 21 933 | INT 259 |
| 251 74 811 922 ADM ED8 | INT 623 |
| 251 74 811 922 ED8 | INT 259 |
| 251 74 811 932 ADM ED8 | INT 623 |
| 251 74 811 932 ED8 | INT 259 |
| 251 75 811 922 ED8 | INT 259 |
| 251 75 811 932 ED8 | INT 259 |
| 251 77 811 922 ED8 | INT 257 |
| 251 77 811 932 ED8 | INT 257 |
| 251 77 82 | INT 247 |
| 251 77 83 | INT 247 |
| 251 81 82 | INT 247 |
| 251 81 83 | INT 247 |
| 270 11 161 | TEC 29 |
| 270 11 162 | TEC 29 |
| 270 11 186 | TEC 29 |
| 270 11 187 | TEC 29 |
| 270 11 188 | TEC 29 |
| 270 11 191 | TEC 29 |
| 270 11 192 | TEC 29 |
| 270 11 195 | TEC 29 |
| 270 11 196 | TEC 29 |
| 270 63 06 93 | INT 575 |
| 270 63 12 93 | INT 575 |
| 270 73 075 | EXT 1039 |
| 270 73 130 | EXT 1039 |
| 270 75 060 | INT 575 |
| 270 75 100 | INT 575 |
| 271 04 92 ED8 | INT 519 |
| 271 04 93 ED8 | INT 519 |
| 271 05 92 | INT 519 |
| 271 05 93 | INT 519 |
| 271 06 92 | EXT 971 |
| 271 06 93 | EXT 971 |
| 271 08 92 ED8 | INT 517 |
| 271 08 93 ED8 | INT 517 |
| 271 511 83 | INT 463 |
| 271 521 83 | INT 463 |
| 274 106 00 | INT 433 |
| 274 106 01 | INT 433 |
| 274 312 00 | INT 433 |
| 274 84 3224 | INT 585 |
| 274 85 1607 | INT 411 |
| 274 85 2515 | INT 411 |
| 274 85 4535 | INT 411 |
| 274 86 2515 | INT 211 |
| 274 86 2515 ED1 | INT 211 |
| 274 86 2515 ED5 | INT 211 |
| 274 86 3224 | INT 211 |
| 274 86 3224 ED1 | INT 211 |
| 274 86 3224 ED5 | INT 211 |
| 274 87 2515 | INT 417 |
| 274 87 2515 ED1 | INT 417 |
| 274 87 2515 ED5 | INT 417 |
| 274 87 2610 83 | EXT 909 |
| 274 87 3224 | INT 417 |
| 274 87 3224 ED1 | INT 417 |
| 274 87 3224 ED5 | INT 417 |
| 274 88 029 | TEC 33 |
| 274 88 036 | TEC 33 |
| 274 88 2515 | INT 417 |
| 274 88 2515 ADM | INT 643 |
| 274 88 2515 ADM ED1 | INT 643 |
| 274 88 2515 ADM ED5 | INT 643 |
| 274 88 2515 ED1 | INT 417 |
| 274 88 2515 ED5 | INT 417 |
| 274 88 2610 83 | EXT 909 |
| 274 88 3224 | INT 417 |
| 274 88 3224 ADM | INT 643 |
| 274 88 3224 ADM ED1 | INT 643 |
| 274 88 3224 ADM ED5 | INT 643 |
| 274 88 3224 ED1 | INT 417 |
| 274 88 3224 ED5 | INT 417 |
| 274 89 06 26 ED5 | INT 215 |
| 274 89 06 26 WD | INT 215 |
| 274 89 06 83 | INT 214 |
| 274 89 06 83 ED1 | INT 214 |
| 274 89 06 83 ED5 | INT 214 |
| 274 89 09 26 ED5 | INT 215 |
| 274 89 09 26 WD | INT 215 |
| 274 89 09 83 | INT 214 |
| 274 89 09 83 ED1 | INT 214 |
| 274 89 09 83 ED5 | INT 214 |
| 274 89 12 26 ED5 | INT 215 |
| 274 89 12 26 WD | INT 215 |
| 274 89 12 83 | INT 214 |
| 274 89 12 83 ED1 | INT 214 |
| 274 89 12 83 ED5 | INT 214 |
| 274 89 12528 ED1 | INT 214 |
| 274 89 6528 ED1 | INT 214 |
| 274 89 9528 ED1 | INT 214 |
| 274 94 0710 | TEC 33 |
| 274 94 1010 | TEC 33 |
| 274 94 1310 | TEC 33 |
| 274 95 06 26 ED5 | INT 217, 420 |
| 274 95 06 26 WD | INT 217, 420 |
| 274 95 06 83 | INT 216, 419 |
| 274 95 06 83 ED1 | INT 216, 419 |
| 274 95 06 83 ED5 | INT 216, 419 |
| 274 95 06 83 PR | INT 216, 419 |
| 274 95 06 83 PR ED1 | INT 216, 419 |
| 274 95 06 83 PR ED5 | INT 216, 419 |
| 274 95 09 26 ED5 | INT 217, 420 |
| 274 95 09 26 WD | INT 217, 420 |
| 274 95 09 83 | INT 216, 419 |
| 274 95 09 83 ED1 | INT 216, 419 |
| 274 95 09 83 ED5 | INT 216, 419 |
| 274 95 09 83 PR | INT 216, 419 |
| 274 95 09 83 PR ED1 | INT 216, 419 |
| 274 95 09 83 PR ED5 | INT 216, 419 |
| 274 95 12 26 ED5 | INT 217, 420 |
| 274 95 12 26 WD | INT 217, 420 |
| 274 95 12 83 | INT 216, 419 |
| 274 95 12 83 ED1 | INT 216, 419 |
| 274 95 12 83 ED5 | INT 216, 419 |
| 274 95 12528 ED1 | INT 216, 419 |
| 274 95 45 83 | INT 417 |
| 274 95 45 83 ED1 | INT 417 |
| 274 95 45 83 ED5 | INT 417 |
| 274 95 6528 ED1 | INT 216, 419 |
| 274 95 9528 ED1 | INT 216, 419 |
| 274 96 06 26 ED5 | INT 422 |
| 274 96 06 83 | INT 421 |
| 274 96 06 83 ED1 | INT 421 |
| 274 96 06 83 ED5 | INT 421 |
| 274 96 06 83 PR | INT 421 |
| 274 96 06 83 PR ED1 | INT 421 |
| 274 96 06 83 PR ED5 | INT 421 |
| 274 96 09 26 ED5 | INT 422 |
| 274 96 09 83 | INT 421 |
| 274 96 09 83 ED1 | INT 421 |
| 274 96 09 83 ED5 | INT 421 |
| 274 96 09 83 PR | INT 421 |
| 274 96 09 83 PR ED1 | INT 421 |
| 274 96 09 83 PR ED5 | INT 421 |
| 274 96 12 26 ED5 | INT 422 |
| 274 96 12 83 | INT 421 |
| 274 96 12 83 ED1 | INT 421 |
| 274 96 12 83 ED5 | INT 421 |
| 274 97 10 | INT 425 |
| 274 97 6583 | INT 425 |
| 274 97 6583 ED1 | INT 425 |

| | |
|---|---|
| 274 97 6583 ED5 | INT 425 |
| 274 97 6583 PR | INT 425 |
| 274 97 6583 PR ED1 | INT 425 |
| 274 97 6583 PR ED5 | INT 425 |
| 274 97 9583 | INT 425 |
| 274 97 9583 ED1 | INT 425 |
| 274 97 9583 ED5 | INT 425 |
| 274 97 9583 PR | INT 425 |
| 274 97 9583 PR ED1 | INT 425 |
| 274 97 9583 PR ED5 | INT 425 |
| 274 98 6583 | INT 425 |
| 274 98 6583 ED1 | INT 425 |
| 274 98 6583 ED5 | INT 425 |
| 274 98 6583 PR | INT 425 |
| 274 98 6583 PR ED1 | INT 425 |
| 274 98 6583 PR ED5 | INT 425 |
| 274 98 9583 | INT 425 |
| 274 98 9583 ED1 | INT 425 |
| 274 98 9583 ED5 | INT 425 |
| 274 98 9583 PR | INT 425 |
| 274 98 9583 PR ED1 | INT 425 |
| 274 98 9583 PR ED5 | INT 425 |
| 274 99 6583 | INT 426 |
| 274 99 6583 ED1 | INT 426 |
| 274 99 6583 ED5 | INT 426 |
| 274 99 6583 PR | INT 426 |
| 274 99 6583 PR ED1 | INT 426 |
| 274 99 6583 PR ED5 | INT 426 |
| 274 99 9583 | INT 426 |
| 274 99 9583 ED1 | INT 426 |
| 274 99 9583 ED5 | INT 426 |
| 274 99 9583 PR | INT 426 |
| 274 99 9583 PR ED1 | INT 426 |
| 274 99 9583 PR ED5 | INT 426 |
| 275 04 52 | INT 557, EXT 967 |
| 275 04 53 | INT 557, EXT 967 |
| 275 04 812 920 | INT 557, EXT 967 |
| 275 04 812 930 | INT 557, EXT 967 |
| 275 06 24 | EXT 975 |
| 275 07 24 | INT 553 |
| 275 07 34 | INT 553 |
| 275 07 42 | INT 553 |
| 275 12 82 92 ED8 | INT 553 |
| 275 12 82 93 ED8 | INT 553 |
| 275 13 82 92 ED8 | INT 553 |
| 275 13 82 93 ED8 | INT 553 |
| 275 14 812 920 | EXT 975 |
| 275 14 812 920 | INT 553 |
| 275 14 812 930 | INT 553 |
| 275 14 812 930 | EXT 975 |
| 275 15 1902 ED8 | INT 567 |
| 275 15 93 | INT 567 |
| 275 161 93 ED8 | INT 559 |
| 275 162 93 ED1 | INT 559 |
| 275 163 93 ED1 | INT 559 |
| 275 164 93 ED1 | INT 559 |
| 278 25 22 | INT 567 |
| 278 25 23 | INT 567 |
| 278 25 40 | INT 567 |
| 278 26 22 | EXT 979 |
| 278 27 22 | EXT 979 |
| 278 71 12 L | INT 543 |
| 278 71 12 R | INT 543 |
| 278 73 812 920 ED8 | INT 543 |
| 278 73 812 930 ED8 | INT 543 |
| 279 51 40 | INT 529 |
| 279 52 62 | INT 529 |
| 279 61 811 930 | INT 529, EXT 991 |
| 279 61 812 930 | INT 529, EXT 991 |
| 279 70 00 | INT 289 |
| 279 72 20 | INT 257 |
| 279 773 811 921 | INT 305 |
| 279 773 811 931 | INT 305 |
| 279 776 811 922 ED8 | INT 305 |
| 279 776 811 932 ED8 | INT 305 |
| 285 501 124 ED8 | INT 437 |
| 285 501 224 ED8 | INT 437 |
| 285 501 324 ED8 | INT 437 |
| 285 51 11 | INT 438 |
| 285 52 21 | INT 438 |
| 285 52 811 922 | INT 437 |
| 285 52 811 923 | INT 437 |
| 285 52 811 932 | INT 437 |
| 285 52 811 933 | INT 437 |
| 285 52 812 922 | INT 437 |
| 285 52 812 923 | INT 437 |
| 285 52 812 932 | INT 437 |
| 285 52 812 933 | INT 437 |
| 285 53 31 | INT 438 |
| 285 54 41 | INT 438 |
| 286 65 27 | INT 445 |
| 286 67 01 | FOLD-OUT |
| 286 67 02 | FOLD-OUT |
| 286 67 03 | FOLD-OUT |
| 286 67 811 920 ED8 | INT 445 |
| 286 67 811 930 ED8 | INT 445 |
| 286 68 811 930 ED8 | INT 445 |
| 286 70 27 | INT 453 |
| 286 71 03 | INT 453 |
| 286 71 06 | INT 453 |
| 286 71 427 | INT 453 |
| 286 71 727 | INT 453 |
| 298 98 51 | PRO 855 |
| 298 98 56 | PRO 855 |
| 298 99 51 | PRO 855 |
| 298 99 56 | PRO 855 |
| 300 24 060 | PRO 777, 781, 783, 785, 811 |
| 300 24 060 ED1 | PRO 777, 781, 783, 785, 811 |
| 300 24 150 ED5 | PRO 777, 781, 783, 785, 811 |
| 300 48 060 | INT 379 |
| 300 48 350 ED1 | TEC 22 |
| 300 48 350 ED5 | TEC 22 |
| 300 48 350 MDL | TEC 22 |
| 300 48 350 WDL | TEC 23 |
| 300 48 500 ED1 | TEC 22 |
| 300 48 500 ED5 | TEC 22 |
| 300 48 500 MDL | TEC 22 |
| 300 48 500 PRO ED1 | PRO 704 |
| 300 48 500 PRO ED5 | PRO 704 |
| 300 48 500 PRO WDL | PRO 704 |
| 300 48 500 WDL | TEC 23 |
| 300 48 700 ED1 | TEC 22 |
| 300 48 700 ED5 | TEC 22 |
| 300 48 700 MDL | TEC 22 |
| 300 48 700 PRO ED1 | PRO 704 |
| 300 48 700 PRO ED5 | PRO 704 |
| 300 48 700 PRO WDL | PRO 704 |
| 300 48 700 WDL | TEC 23 |
| 300 89 12 71 | TEC 27 |
| 300 89 24 150 | PRO 706, 715, 760, 820, 864, TEC 21 |
| 300 89 24 20 | PRO 706, 715, 760, 820, 864, TEC 21 |
| 300 89 24 40 | PRO 706, 715, 760, 820, 864, TEC 21 |
| 300 89 24 480 | TEC 21 |
| 300 89 24 60 | PRO 706, 715, 760, 820, 864, TEC 21 |
| 300 89 24 61 | TEC 21 |
| 300 89 24 80 ED1 | PRO 706, 715, 760, 820, 864, TEC 21 |
| 300 89 48 100 | INT 371, 379, PRO 680, TEC 21 |
| 300 89 48 150 | INT 371, 379, PRO 680, TEC 21 |
| 300 89 48 240 | INT 371, 379, PRO 680, TEC 21 |
| 300 89 48 90 | INT 371, 379, PRO 680, TEC 21 |
| 300 90 003 ED1 | TEC 26 |
| 300 90 003 ED5 | TEC 26 |
| 300 90 004 ED5 | TEC 5 |
| 300 90 004 ED8 | TEC 5 |
| 300 90 005 | TEC 5 |
| 300 90 006 | TEC 5 |
| 300 90 007 | TEC 5 |
| 300 90 008 | TEC 5 |
| 300 90 009 | TEC 5 |
| 300 90 010 | TEC 26 |
| 300 90 011 | PRO 680, TEC 7 |
| 300 90 012 | PRO 680, TEC 7 |
| 300 90 013 | TEC 16 |
| 300 90 014 | TEC 16 |
| 300 90 015 | TEC 16 |
| 300 90 016 ED1 | TEC 5 |
| 300 90 017 | TEC 16 |
| 300 90 018 | TEC 16 |
| 300 90 019 | TEC 6 |
| 300 90 108 | TEC 18 |
| 300 90 110 | TEC 18 |
| 300 90 116 | TEC 16 |
| 300 90 118 | TEC 18 |
| 300 90 119 | TEC 18 |
| 300 90 121 | TEC 18 |
| 300 90 123 | TEC 18 |
| 300 90 124 | TEC 19 |
| 300 90 125 | TEC 19 |
| 300 90 126 | TEC 27 |
| 300 90 127 | INT 385 |
| 300 90 128 | INT 385 |
| 300 90 129 | INT 385 |
| 300 90 130 | INT 385 |
| 300 90 131 | INT 385 |
| 300 90 132 | INT 385 |
| 300 90 133 | INT 385 |
| 300 90 134 | TEC 19 |
| 300 90 135 | TEC 19 |
| 300 90 136 | TEC 20 |
| 300 90 137 | TEC 5 |
| 300 90 138 | INT 59 |
| 300 90 139 | INT 59 |
| 300 90 140 | INT 59 |
| 300 90 141 | INT 59 |
| 300 90 143 | TEC 26 |
| 300 90 145 | INT 433 |
| 300 90 146 ED1 | INT 433 |
| 300 90 147 ED5 | INT 433 |
| 300 90 148 | TEC 18 |
| 300 90 22 | TEC 18 |
| 300 90 24 ED2 | TEC 26 |
| 300 90 30 | PRO 715, 760 |
| 300 90 31 | PRO 715, 760 |
| 300 90 311 | TEC 6 |
| 300 90 3112 | TEC 18 |
| 300 90 312 | TEC 5 |
| 300 90 32 | PRO 715, 760 |
| 300 90 330 | PRO 706, 715, 820, TEC 26 |
| 300 90 331 | PRO 706, 715, 820, TEC 26 |
| 300 90 332 | PRO 706, 715, 820, TEC 26 |
| 300 90 5120 | TEC 18 |
| 300 90 61 | PRO 706, 715, 760, 820, 864, TEC 19 |
| 300 90 63 | TEC 20 |
| 300 90 64 | PRO 706, 715, 760, 820, 864, TEC 19 |
| 300 90 67 | TEC 23 |
| 300 90 68 | TEC 19 |
| 300 90 69 | TEC 20 |

# INDEX
# BY REFERENCE


| | |
|---|---|
| 300 90 91 | TEC 18 |
| 300 90 915 ED5 | TEC 18 |
| 300 90 915 ED8 | TEC 18 |
| 300 90 92 | TEC 18 |
| 300 90 93 | TEC 18 |
| 300 91 51 92 | PRO 760 |
| 300 91 51 93 | PRO 760 |
| 300 91 51 94 | PRO 760 |
| 300 91 52 92 | PRO 715, 820 |
| 300 91 52 93 | PRO 715, 820 |
| 300 91 52 94 | PRO 715, 820 |
| 300 91 53 33 | PRO 715, 820 |
| 300 91 53 92 | PRO 715, 820 |
| 300 91 53 93 | PRO 715, 820 |
| 300 91 53 94 | PRO 715, 820 |
| 300 91 54 92 | PRO 715, 820 |
| 300 91 54 93 | PRO 715, 820 |
| 300 91 54 94 | PRO 715, 820 |
| 300 91 56 92 | PRO 864 |
| 300 91 56 93 | PRO 864 |
| 300 91 56 94 | PRO 864 |
| 300 91 62 92 | PRO 715, 820 |
| 300 91 62 93 | PRO 715, 820 |
| 300 91 62 94 | PRO 715, 820 |
| 300 91 63 33 | PRO 715, 820 |
| 300 91 63 92 | PRO 715, 820 |
| 300 91 63 93 | PRO 715, 820 |
| 300 91 63 94 | PRO 715, 820 |
| 300 92 52 92 | PRO 706, TEC 10 |
| 300 92 52 93 | PRO 706, TEC 10 |
| 300 92 52 94 | PRO 706, TEC 10 |
| 300 92 523 83 | PRO 864, TEC 11 |
| 300 92 53 33 | PRO 706, TEC 11 |
| 300 92 53 92 | PRO 706, TEC 10 |
| 300 92 53 93 | PRO 706, TEC 10 |
| 300 92 53 94 | PRO 706, TEC 10 |
| 300 92 54 92 | PRO 706, TEC 10 |
| 300 92 54 93 | PRO 706, TEC 10 |
| 300 92 54 94 | PRO 706, TEC 10 |
| 300 92 62 92 | PRO 706, TEC 10 |
| 300 92 62 93 | PRO 706, TEC 10 |
| 300 92 62 94 | PRO 706, TEC 10 |
| 300 92 63 33 | PRO 706, TEC 11 |
| 300 92 63 92 | PRO 706, TEC 10 |
| 300 92 63 93 | PRO 706, TEC 10 |
| 300 92 63 94 | PRO 706, TEC 10 |
| 300 92 93 04 | PRO 706, TEC 11 |
| 300 92 93 05 | PRO 706, TEC 11 |
| 300 92 93 06 | PRO 706, TEC 11 |
| 300 92 93 07 | PRO 706, TEC 11 |
| 300 92 93 08 | PRO 706, TEC 11 |
| 300 92 93 09 | PRO 706, TEC 11 |
| 300 94 017 83 | PRO 704 |
| 300 94 050 83 | PRO 704 |
| 300 94 100 83 | PRO 704 |
| 300 94 93 04 | PRO 704 |
| 300 96 15 | TEC 17 |
| 302 10 32 | EXT 929, EXT 999 |
| 302 10 34 | EXT 929, EXT 999 |
| 302 19 21 | TEC 29 |
| 302 19 22 | TEC 29 |
| 302 20 21 | TEC 29 |
| 302 20 22 | TEC 29 |
| 302 20 32 | INT 497, EXT 929, EXT 999 |
| 302 20 34 | INT 497, EXT 929, EXT 999 |
| 302 201 820 | INT 497 |
| 302 201 830 | INT 497 |
| 302 202 820 | INT 497 |
| 302 202 830 | INT 497 |
| 302 22 811 922 | INT 49 |
| 302 22 811 932 | INT 49 |
| 302 22 831 | INT 87 |
| 302 222 831 | EXT 891 |
| 302 23 811 922 | INT 49, EXT 893 |
| 302 23 811 932 | INT 49, EXT 893 |
| 304 04 01 | TEC 33 |
| 304 04 15 92 | INT 503 |
| 304 04 15 93 | INT 503 |
| 304 05 01 | TEC 33 |
| 304 05 12 | INT 505 |
| 304 05 13 | INT 505 |
| 304 05 98 | TEC 29 |
| 304 05 99 | TEC 29 |
| 304 13 02 | INT 535 |
| 304 17 02 | INT 535 |
| 304 17 04 | INT 535 |
| 304 17 52 | EXT 961 |
| 304 30 12 | INT 499, EXT 925 |
| 304 31 12 | INT 499, EXT 925 |
| 304 32 01 83 | INT 499, EXT 925 |
| 304 32 02 83 | INT 499, EXT 925 |
| 304 32 96 | TEC 30 |
| 304 33 811 930 | INT 499, EXT 925 |
| 304 33 96 | TEC 30 |
| 308 07 03 822 | INT 403 |
| 308 07 03 832 | INT 403 |
| 308 07 05 00 | INT 403 |
| 308 07 06 822 | INT 403 |
| 308 07 06 832 | INT 403 |
| 308 12 06 822 | INT 403 |
| 308 12 06 832 | INT 403 |
| 308 12 07 00 | INT 403 |
| 308 12 12 822 | INT 403 |
| 308 12 12 832 | INT 403 |
| 308 17 08 822 | INT 403 |
| 308 17 08 832 | INT 403 |
| 308 17 10 00 | INT 403 |
| 308 17 16 822 | INT 403 |
| 308 17 16 832 | INT 403 |
| 308 18 07 83 | INT 401 |
| 308 18 12 83 ED5 | INT 401 |
| 308 19 07 83 | INT 401 |
| 308 19 12 83 ED5 | INT 401 |
| 308 20 07 83 ED1 | INT 205 |
| 308 20 07 83 ED5 | INT 205 |
| 308 20 12 83 ED1 | INT 205 |
| 308 20 12 83 ED5 | INT 205 |
| 308 21 02 83 ED8 | INT 399 |
| 308 21 03 83 ED8 | INT 399 |
| 308 22 02 83 ADM ED8 | INT 639 |
| 308 22 02 83 ED8 | INT 399 |
| 308 22 03 83 ADM ED8 | INT 639 |
| 308 22 03 83 ED8 | INT 399 |
| 308 24 99 | INT 399 |
| 308 241 03 83 ED8 | INT 399 |
| 309 106 38 22 | TEC 9 |
| 309 107 38 13 | TEC 9 |
| 309 107 38 23 | TEC 9 |
| 309 107 38 32 | TEC 9 |
| 309 109 00 25 | TEC 8 |
| 309 109 01 27 | TEC 8 |
| 309 109 02 27 | TEC 8 |
| 309 109 03 27 | TEC 8 |
| 309 109 04 27 | TEC 8 |
| 309 109 05 27 | TEC 8 |
| 309 109 06 27 | TEC 8 |
| 309 111 811 922 | TEC 9 |
| 309 111 811 923 | TEC 9 |
| 309 111 811 932 | TEC 9 |
| 309 111 811 933 | TEC 9 |
| 313 01 12 | INT 113 |
| 313 01 1902 | INT 113 |
| 313 01 811 922 | INT 113 |
| 313 01 811 923 | INT 113 |
| 313 01 811 932 | INT 113 |
| 313 01 811 933 | INT 113 |
| 313 010 21 922 | INT 113 |
| 313 010 21 923 | INT 113 |
| 313 010 21 932 | INT 113 |
| 313 010 21 933 | INT 113 |
| 313 020 21 922 ADM ED8 | INT 629 |
| 313 020 21 923 ADM ED8 | INT 629 |
| 313 020 21 932 ADM ED8 | INT 629 |
| 313 020 21 933 ADM ED8 | INT 629 |
| 313 020 811 922 ADM ED8 | INT 629 |
| 313 020 811 922 ED8 | INT 241 |
| 313 020 811 923 ADM ED8 | INT 629 |
| 313 020 811 923 ED8 | INT 241 |
| 313 020 811 932 ADM ED8 | INT 629 |
| 313 020 811 932 ED8 | INT 241 |
| 313 020 811 933 ADM ED8 | INT 629 |
| 313 020 811 933 ED8 | INT 241 |
| 313 030 21 922 ADM ED1 | INT 629 |
| 313 030 21 922 ADM ED5 | INT 629 |
| 313 030 21 923 ADM ED1 | INT 629 |
| 313 030 21 923 ADM ED5 | INT 629 |
| 313 030 21 932 ADM ED1 | INT 629 |
| 313 030 21 932 ADM ED5 | INT 629 |
| 313 030 21 933 ADM ED1 | INT 629 |
| 313 030 21 933 ADM ED5 | INT 629 |
| 317 12 22 | EXT 1039 |
| 317 15 22 | EXT 1039 |
| 318 14 811 930 | EXT 1039 |
| 318 17 811 930 | EXT 1039 |
| 321 107 93 | INT 385 |
| 321 109 93 | INT 385 |
| 321 112 93 | INT 385 |
| 321 117 93 | INT 385 |
| 321 207 93 | INT 385 |
| 321 209 93 | INT 385 |
| 321 212 93 | INT 385 |
| 321 217 93 | INT 385 |
| 321 407 93 | INT 389 |
| 321 409 93 | INT 389 |
| 321 412 93 | INT 389 |
| 321 507 93 | INT 387 |
| 321 509 93 | INT 387 |
| 321 512 93 | INT 387 |
| 321 55 205 ED1 | INT 385 |
| 321 55 207 ED1 | INT 385 |
| 321 55 307 ED5 | INT 385 |
| 321 55 312 ED1 | INT 385 |
| 321 55 317 ED1 | INT 385 |
| 321 95 327 | INT 459 |
| 321 95 9528 ED1 | INT 459 |
| 321 96 1036 | TEC 33 |
| 321 96 327 | INT 225 |
| 321 96 9528 ED1 | INT 225 |
| 328 10 01 | PRO 659, TEC 35 |
| 328 10 02 | PRO 659, TEC 35 |
| 328 10 03 | PRO 659, TEC 35 |
| 328 10 04 | INT 307 |
| 328 12 01 | PRO 827, 829, 875 |
| 328 12 06 | PRO 827, 829, 875 |
| 328 15 41 | INT 441 |
| 328 18 01 | PRO 869 |
| 328 18 06 | PRO 869 |

328 18 43 INT 216, 419
328 18 43 ED1 INT 216, 419
328 18 43 TW ED5 INT 217, 420
328 22 01 PRO 875
328 22 22 INT 471
328 22 22 ED1 INT 471
328 23 23 INT 401
328 24 61 INT 419
328 24 91 INT 419
328 25 43 INT 425, 433
328 25 43 ED INT 425, 433
328 26 23 INT 425
328 26 43 INT 433
328 26 43 ED INT 433
328 27 40 PRO 863
328 27 80 PRO 863
328 90 01 PRO 658
330 91 0801 PRO 877
330 98 51 PRO 875
330 98 56 PRO 875
330 99 51 PRO 875
330 99 56 PRO 875
331 00 00 PRO 875
331 03 01 PRO 875
331 06 01 PRO 875
331 06 05 PRO 875
331 06 06 PRO 875
331 61 811 922 PRO 876
331 61 811 923 PRO 876
331 61 811 932 PRO 876
331 61 811 933 PRO 876
331 61 812 922 PRO 876
331 61 812 923 PRO 876
331 61 812 932 PRO 876
331 61 812 933 PRO 876
331 610 42 E PRO 877
331 610 42 ED1 PRO 877
331 610 42 ED2 PRO 877
331 620 42 E PRO 877
331 620 42 ED1 PRO 877
331 620 42 ED2 PRO 877
331 630 62 E PRO 877
331 630 62 ED1 PRO 877
331 630 62 ED2 PRO 877
333 00 00 PRO 749
333 06 01 PRO 749
333 06 06 PRO 749
333 06 10 PRO 749
333 06 16 PRO 749
345 01 21 INT 441
345 01 41 INT 441
345 02 21 INT 441
345 02 41 INT 441
351 98 51 PRO 709
351 98 56 PRO 709
351 99 51 PRO 709
351 99 56 PRO 709
364 03 01 PRO 797
364 06 11 PRO 773, 797
366 00 00 CL PRO 797
366 00 00 SBL PRO 797
371 00 00 PRO 747
371 06 01 PRO 747
371 06 06 PRO 747
371 06 16 PRO 747
372 01 00 PRO 701
372 01 06 05 PRO 701
372 01 06 06 PRO 701
372 01 06 090 PRO 701
372 01 06 10 PRO 701
372 01 06 11 PRO 701
372 01 06 150 PRO 701
372 01 06 16 PRO 701
372 29 00 PRO 719
372 29 03 01 PRO 719
372 29 06 01 PRO 719
372 29 06 06 PRO 719
372 29 14 01 PRO 719
372 29 24 20 PRO 720
372 29 24 20 ED1 PRO 720
372 29 24 60 PRO 720
372 29 24 60 ED1 PRO 720
372 29 26 062 PRO 720
372 29 26 092 PRO 720
372 29 26 122 PRO 720
372 29 26 152 PRO 720
372 29 271 923 PRO 720
372 29 271 933 PRO 720
372 29 272 822 PRO 720
372 29 272 832 PRO 720
372 29 61 42 PRO 720
372 51 00 PRO 737
372 51 03 01 PRO 737
372 51 06 01 PRO 737
372 51 06 06 PRO 737
372 51 1822 PRO 738
372 51 1832 PRO 738
372 51 271 923 PRO 739
372 51 271 933 PRO 739
372 51 272 822 PRO 739
372 51 272 832 PRO 739
372 51 2822 PRO 738
372 51 2832 PRO 738
372 51 371 811 921 PRO 739
372 51 371 811 922 PRO 739
372 51 371 811 931 PRO 739
372 51 371 811 932 PRO 739
372 52 00 PRO 727
372 52 03 01 PRO 727
372 52 06 01 PRO 727
372 52 06 06 PRO 727
372 52 1822 PRO 728
372 52 1832 PRO 728
372 52 271 923 PRO 730
372 52 271 933 PRO 730
372 52 272 822 PRO 730
372 52 272 832 PRO 730
372 52 2822 PRO 728
372 52 2832 PRO 728
372 52 371 21 921 PRO 730
372 52 371 21 931 PRO 730
372 52 371 811 921 ED8 PRO 730
372 52 371 811 922 ED8 PRO 730
372 52 371 811 931 ED8 PRO 730
372 52 371 811 932 ED8 PRO 730
372 52 61 811 922 PRO 728
372 52 61 811 922 D PRO 729
372 52 61 811 923 PRO 728
372 52 61 811 932 PRO 728
372 52 61 811 932 D PRO 729
372 52 61 811 933 PRO 728
372 52 61 812 922 PRO 728
372 52 61 812 922 D PRO 729
372 52 61 812 923 PRO 728
372 52 61 812 932 PRO 728
372 52 61 812 932 D PRO 729
372 52 61 812 933 PRO 728
372 52 61 813 922 PRO 728
372 52 61 813 922 D PRO 729
372 52 61 813 923 PRO 728
372 52 61 813 932 PRO 728
372 52 61 813 932 D PRO 729
372 52 61 813 933 PRO 728
372 52 63 811 922 PRO 729
372 52 63 811 923 PRO 729
372 52 63 811 932 PRO 729
372 52 63 811 933 PRO 729
372 52 63 812 922 PRO 729
372 52 63 812 923 PRO 729
372 52 63 812 932 PRO 729
372 52 63 812 933 PRO 729
372 61 811 922 PRO 738
372 61 811 923 PRO 738
372 61 811 932 PRO 738
372 61 811 933 PRO 738
372 61 812 922 PRO 738
372 61 812 923 PRO 738
372 61 812 932 PRO 738
372 61 812 933 PRO 738
372 61 813 922 PRO 738
372 61 813 923 PRO 738
372 61 813 932 PRO 738
372 61 813 933 PRO 738
375 00 00 PRO 773
375 03 01 PRO 773
375 06 06 PRO 773
376 00 00 PRO 787
376 03 01 PRO 787
376 06 06 PRO 787
376 14 01 PRO 787
377 12 00 PRO 855
377 20 21 PRO 839, 841, 855
377 20 26 PRO 839, 841, 855
377 98 51 PRO 839, 841, 855, 863
377 98 56 PRO 839, 841, 855, 863
377 99 51 PRO 839, 841, 855, 863
377 99 56 PRO 839, 841, 855, 863
379 00 00 PRO 703
379 03 01 PRO 703
379 06 01 PRO 703
379 12 00 PRO 703
379 20 21 PRO 703
379 20 26 PRO 703
379 61 822 PRO 704
379 61 832 PRO 704
381 00 00 PRO 775
381 01 00 00 PRO 775
381 01 03 01 PRO 775
381 03 01 PRO 775
382 00 00 PRO 773
382 03 01 PRO 773
384 00 00 PRO 855
384 01 62 ED1 INT 471
384 03 01 PRO 855
384 620 22 ED1 PRO 856
384 620 22 ED2 PRO 856
384 620 42 ED1 PRO 856
384 620 42 ED2 PRO 856
385 06 01 PRO 855
385 06 06 PRO 855
385 610 22 ED1 PRO 856
385 610 22 ED2 PRO 856
385 610 42 ED1 PRO 856
385 610 42 ED2 PRO 856
388 01 22 EXT 913
388 01 32 EXT 913
388 01 42 EXT 913

# INDEX
# BY REFERENCE


| | |
|---|---|
| 389 01 00 00 | PRO 839 |
| 389 01 03 01 | PRO 839 |
| 389 01 06 01 | PRO 839, 841 |
| 389 01 06 06 | PRO 839, 841 |
| 389 01 620 12 E | PRO 843 |
| 389 01 620 12 ED1 | PRO 843 |
| 389 01 620 12 ED2 | PRO 843 |
| 389 01 620 24 E | PRO 843 |
| 389 01 620 24 ED1 | PRO 843 |
| 389 01 620 24 ED2 | PRO 843 |
| 389 011 243 E | INT 471 |
| 389 011 243 ED1 | INT 471 |
| 389 011 483 E | INT 471 |
| 389 011 483 ED1 | INT 471 |
| 389 02 00 00 | PRO 841 |
| 389 02 03 01 | PRO 841 |
| 389 02 05 SBL | PRO 842, 843 |
| 389 02 06 PR | PRO 842, 843 |
| 389 02 620 12 E | PRO 843 |
| 389 02 620 12 ED1 | PRO 843 |
| 389 02 620 12 ED2 | PRO 843 |
| 389 02 620 24 E | PRO 843 |
| 389 02 620 24 ED1 | PRO 843 |
| 389 02 620 24 ED2 | PRO 843 |
| 389 03 00 00 | PRO 837 |
| 389 03 03 01 | PRO 837 |
| 389 03 06 01 | PRO 835, 837 |
| 389 03 06 06 | PRO 835, 837 |
| 389 03 14 01 | PRO 837 |
| 389 04 00 00 | PRO 835 |
| 389 04 03 01 | PRO 835 |
| 389 04 14 01 | PRO 835 |
| 389 610 12 E | PRO 842 |
| 389 610 12 ED1 | PRO 842 |
| 389 610 12 ED2 | PRO 842 |
| 389 610 18 E | PRO 842 |
| 389 610 18 ED1 | PRO 842 |
| 389 610 18 ED2 | PRO 842 |
| 389 610 212 E | PRO 842 |
| 389 610 212 ED1 | PRO 842 |
| 389 610 212 ED2 | PRO 842 |
| 389 610 24 E | PRO 842 |
| 389 610 24 E EM1 | PRO 843 |
| 389 610 24 ED1 | PRO 842 |
| 389 610 24 ED1 EM1 | PRO 843 |
| 389 610 24 ED2 | PRO 842 |
| 389 610 24 ED2 EM1 | PRO 843 |
| 389 610 26 18 ED5 | PRO 842 |
| 389 610 26 24 ED5 | PRO 842 |
| 389 610 26 30 ED5 | PRO 842 |
| 389 610 26 36 ED5 | PRO 842 |
| 389 610 26 48 ED5 | PRO 842 |
| 389 610 30 E | PRO 842 |
| 389 610 30 ED1 | PRO 842 |
| 389 610 30 ED2 | PRO 842 |
| 389 610 36 E | PRO 842 |
| 389 610 36 ED1 | PRO 842 |
| 389 610 36 ED2 | PRO 842 |
| 389 610 48 E | PRO 842 |
| 389 610 48 ED1 | PRO 842 |
| 389 610 48 ED2 | PRO 842 |
| 389 611 923 | PRO 845 |
| 389 611 933 | PRO 845 |
| 389 612 923 | PRO 845 |
| 389 612 933 | PRO 845 |
| 389 613 06 E | PRO 842 |
| 389 613 09 E | PRO 842 |
| 389 613 12 E | PRO 842 |
| 389 613 12 E EM1 | PRO 843 |
| 389 613 15 E | PRO 842 |
| 389 613 18 E | PRO 842 |
| 389 613 206 E | PRO 842 |
| 389 613 24 E | PRO 842 |
| 389 90 01 | PRO 844 |
| 389 90 01 ED1 | PRO 844 |
| 389 90 01 ED5 | PRO 844 |
| 389 90 02 | PRO 844 |
| 389 90 02 ED1 | PRO 844 |
| 389 90 02 ED5 | PRO 844 |
| 389 91 01 | PRO 844 |
| 389 91 01 ED1 | PRO 844 |
| 389 91 01 ED5 | PRO 844 |
| 389 92 00 ED2 | PRO 843, TEC 6 |
| 390 00 00 | PRO 869 |
| 390 03 01 | PRO 869 |
| 390 06 01 | PRO 869 |
| 390 06 06 | PRO 869 |
| 390 61 22 L | PRO 870 |
| 390 61 22 R | PRO 870 |
| 390 61 32 AL | PRO 870 |
| 390 61 32 AR | PRO 870 |
| 390 61 811 922 | PRO 870 |
| 390 61 811 923 | PRO 870 |
| 390 61 811 932 | PRO 870 |
| 390 61 811 933 | PRO 870 |
| 390 61 812 922 | PRO 870 |
| 390 61 812 923 | PRO 870 |
| 390 61 812 932 | PRO 870 |
| 390 61 812 933 | PRO 870 |
| 390 611 22 L E | PRO 871 |
| 390 611 22 L ED1 | PRO 871 |
| 390 611 22 L ED2 | PRO 871 |
| 390 611 22 R E | PRO 871 |
| 390 611 22 R ED1 | PRO 871 |
| 390 611 22 R ED2 | PRO 871 |
| 390 611 42 L E | PRO 871 |
| 390 611 42 L ED1 | PRO 871 |
| 390 611 42 L ED2 | PRO 871 |
| 390 611 42 R E | PRO 871 |
| 390 611 42 R ED1 | PRO 871 |
| 390 611 42 R ED2 | PRO 871 |
| 390 620 22 E | PRO 871 |
| 390 620 42 E | PRO 871 |
| 390 620 62 E | PRO 871 |
| 390 98 51 | PRO 869 |
| 390 98 56 | PRO 869 |
| 390 99 51 | PRO 869 |
| 390 99 56 | PRO 869 |
| 391 00 00 | PRO 777 |
| 391 03 01 | PRO 777 |
| 391 06 06 | PRO 777 |
| 391 06 11 | PRO 777, 781, 811 |
| 391 09 01 | PRO 777, 781, 811 |
| 391 97 51 | PRO 777, 781, 811 |
| 392 01 00 00 | PRO 781 |
| 392 01 03 01 | PRO 781 |
| 392 02 00 00 | PRO 783 |
| 392 02 02 05 SBL | PRO 783 |
| 392 02 03 01 | PRO 783 |
| 392 02 06 01 | PRO 783 |
| 392 02 09 01 | PRO 783 |
| 392 02 97 51 | PRO 783, 785 |
| 392 03 00 00 | PRO 785 |
| 392 03 02 05 SBL | PRO 785 |
| 392 03 03 01 | PRO 785 |
| 392 03 06 01 | PRO 785 |
| 392 04 00 00 | PRO 789 |
| 392 04 03 01 | PRO 789 |
| 392 04 06 01 | PRO 789 |
| 392 04 06 06 | PRO 789 |
| 393 00 00 | PRO 779 |
| 393 03 01 | PRO 779 |
| 393 06 01 | PRO 779 |
| 393 06 06 | PRO 779 |
| 393 14 01 | PRO 779 |
| 394 00 00 | PRO 815 |
| 394 03 01 | PRO 815, 817, 819 |
| 394 06 01 | PRO 815 |
| 394 06 06 | PRO 815 |
| 396 00 00 | PRO 817 |
| 396 01 00 00 | PRO 819 |
| 396 06 01 | PRO 817, 819 |
| 396 06 06 | PRO 817, 819 |
| 396 06 16 | PRO 817, 819 |
| 397 15 00 | PRO 713 |
| 397 15 03 01 | PRO 713 |
| 397 16 00 | PRO 713 |
| 397 16 03 01 | PRO 713 |
| 397 16 06 01 | PRO 713 |
| 397 16 06 16 | PRO 713 |
| 397 16 06 17 | PRO 713 |
| 397 27 811 921 | PRO 714 |
| 397 27 811 931 | PRO 714 |
| 397 27 812 921 | PRO 714 |
| 397 27 812 931 | PRO 714 |
| 397 39 811 921 | PRO 714 |
| 397 39 811 931 | PRO 714 |
| 397 39 812 921 | PRO 714 |
| 397 39 812 931 | PRO 714 |
| 397 39 813 921 | PRO 714 |
| 397 39 813 931 | PRO 714 |
| 398 01 00 | PRO 881 |
| 398 01 03 01 | PRO 881 |
| 398 02 00 | PRO 881 |
| 398 02 03 01 | PRO 881 |
| 398 02 06 11 | PRO 881 |
| 398 02 06 45 | PRO 881 |
| 398 03 00 | INT 597, PRO 881 |
| 398 03 03 01 | INT 597, PRO 881 |
| 398 03 05 CL | INT 597, PRO 881 |
| 398 03 05 SBL | INT 597, PRO 881 |
| 398 03 06 11 | PRO 881 |
| 398 03 06 45 | PRO 881 |
| 399 01 00 | PRO 827, 829 |
| 399 01 02 05 SBL HE | PRO 830 |
| 399 01 02 08 SBL | PRO 830 |
| 399 01 02 15 SBL | PRO 830 |
| 399 01 03 01 | PRO 827 |
| 399 02 02 05 SBL HE | PRO 830 |
| 399 02 03 01 | PRO 829 |
| 399 03 00 | PRO 825 |
| 399 03 03 01 | PRO 825 |
| 399 03 14 01 | PRO 825 |
| 399 06 01 | PRO 825, 827, 829 |
| 399 06 06 | PRO 825, 827, 829 |
| 399 610 12 E | PRO 830 |
| 399 610 12 ED1 | PRO 830 |
| 399 610 12 ED2 | PRO 830 |
| 399 610 18 E | PRO 830 |
| 399 610 18 ED1 | PRO 830 |
| 399 610 18 ED2 | PRO 830 |
| 399 610 24 E | PRO 830 |
| 399 610 24 ED1 | PRO 830 |
| 399 610 24 ED2 | PRO 830 |
| 399 610 30 E | PRO 830 |
| 399 610 30 ED1 | PRO 830 |
| 399 610 30 ED2 | PRO 830 |

| | |
|---|---|
| 399 610 36 E | PRO 830 |
| 399 610 36 ED2 | PRO 830 |
| 399 610 48 E | PRO 830 |
| 399 610 48 ED2 | PRO 830 |
| 399 613 06 E | PRO 830 |
| 399 613 09 E | PRO 830 |
| 399 613 12 E | PRO 830 |
| 399 613 15 E | PRO 830 |
| 399 613 18 E | PRO 830 |
| 399 613 24 E | PRO 830 |
| 399 98 51 | PRO 827, 829 |
| 399 98 56 | PRO 827, 829 |
| 399 99 51 | PRO 827, 829 |
| 399 99 56 | PRO 827, 829 |
| 400 92 00 | TEC 33 |
| 400 92 00 OFA | TEC 33 |
| 404 00 00 | PRO 863 |
| 404 03 01 | PRO 863 |
| 404 09 01 | PRO 863 |
| 404 12 93 | INT 467 |
| 404 12 93 ED1 | INT 467 |
| 404 20 93 | INT 467 |
| 404 20 93 ED1 | INT 467 |
| 404 20 93 ED5 | INT 467 |
| 404 24 100 | PRO 863 |
| 404 24 60 ED1 | PRO 863 |
| 405 00 00 | PRO 805 |
| 405 03 01 | PRO 805 |
| 405 06 01 | PRO 805 |
| 405 14 01 | PRO 805 |
| 405 35 30 93 ED1 | INT 539 |
| 405 35 41 93 ED1 | INT 539 |
| 413 03 01 | FOLD-OUT |
| 413 03 02 | FOLD-OUT |
| 413 03 03 | FOLD-OUT |
| 413 03 04 | FOLD-OUT |
| 413 03 05 | FOLD-OUT |
| 414 01 00 | FOLD-OUT |
| 414 02 00 | FOLD-OUT |
| 414 03 00 | FOLD-OUT |
| 414 04 00 | FOLD-OUT |
| 414 04 01 | FOLD-OUT |
| 414 04 04 | FOLD-OUT |
| 414 08 00 | FOLD-OUT |
| 414 10 00 | FOLD-OUT |
| 414 11 00 | FOLD-OUT |
| 414 13 839 | INT 125 |
| 414 211 923 | INT 127 |
| 414 211 933 | INT 127 |
| 414 212 822 | INT 127 |
| 414 212 832 | INT 127 |
| 414 221 923 | INT 129 |
| 414 221 933 | INT 129 |
| 414 222 822 | INT 129 |
| 414 222 832 | INT 129 |
| 414 231 923 | INT 127 |
| 414 231 933 | INT 127 |
| 414 232 822 | INT 127 |
| 414 232 832 | INT 127 |
| 414 241 923 | INT 307 |
| 414 241 933 | INT 307 |
| 414 242 822 | INT 307 |
| 414 242 832 | INT 307 |
| 414 259 1923 ED8 | INT 309 |
| 414 259 1933 ED8 | INT 309 |
| 414 259 2923 ED8 | INT 309 |
| 414 259 2933 ED8 | INT 309 |
| 414 259 3923 ED8 | INT 309 |
| 414 259 3933 ED8 | INT 309 |
| 414 261 923 | INT 307 |
| 414 261 933 | INT 307 |
| 414 262 822 | INT 307 |
| 414 262 832 | INT 307 |
| 414 31 1902 | INT 131 |
| 414 31 811 922 | INT 131 |
| 414 31 811 932 | INT 131 |
| 414 33 1902 | INT 131 |
| 414 33 811 922 | INT 131 |
| 414 33 811 932 | INT 131 |
| 414 341 1902 | INT 311 |
| 414 341 21 921 | INT 311 |
| 414 341 21 931 | INT 311 |
| 414 341 811 921 | INT 311 |
| 414 341 811 922 | INT 311 |
| 414 341 811 931 | INT 311 |
| 414 341 811 932 | INT 311 |
| 414 351 811 921 ED8 | INT 317 |
| 414 351 811 922 ED8 | INT 317 |
| 414 351 811 931 ED8 | INT 317 |
| 414 351 811 932 ED8 | INT 317 |
| 414 351 812 921 ED8 | INT 317 |
| 414 351 812 922 ED8 | INT 317 |
| 414 351 812 931 ED8 | INT 317 |
| 414 351 812 932 ED8 | INT 317 |
| 414 351 813 921 ED8 | INT 317 |
| 414 351 813 922 ED8 | INT 317 |
| 414 351 813 931 ED8 | INT 317 |
| 414 351 813 932 ED8 | INT 317 |
| 414 361 21 921 | INT 313 |
| 414 361 21 931 | INT 313 |
| 414 361 811 921 | INT 313 |
| 414 361 811 922 | INT 313 |
| 414 361 811 931 | INT 313 |
| 414 361 811 932 | INT 313 |
| 414 46 21 822 ADM ED1 | INT 611 |
| 414 46 21 823 ADM ED1 | INT 611 |
| 414 46 21 824 ADM ED1 | INT 611 |
| 414 46 21 832 ADM ED1 | INT 611 |
| 414 46 21 833 ADM ED1 | INT 611 |
| 414 46 21 834 ADM ED1 | INT 611 |
| 414 46 21 922 ADM ED1 | INT 611 |
| 414 46 21 922 ED1 | INT 319 |
| 414 46 21 923 ADM ED1 | INT 611 |
| 414 46 21 923 ED1 | INT 319 |
| 414 46 21 924 ADM ED1 | INT 611 |
| 414 46 21 924 ED1 | INT 319 |
| 414 46 21 932 ADM ED1 | INT 611 |
| 414 46 21 932 ED1 | INT 319 |
| 414 46 21 933 ADM ED1 | INT 611 |
| 414 46 21 933 ED1 | INT 319 |
| 414 46 21 934 ADM ED1 | INT 611 |
| 414 46 21 934 ED1 | INT 319 |
| 414 562 21 82 ADM ED5 | INT 615 |
| 414 562 21 83 ADM ED5 | INT 615 |
| 414 562 21 92 ADM ED5 | INT 615 |
| 414 562 21 93 ADM ED5 | INT 615 |
| 414 62 00 | INT 313 |
| 414 90 01 | TEC 33 |
| 414 90 02 | TEC 33 |
| 414 96 12 | FOLD-OUT |
| 414 96 24 | FOLD-OUT |
| 414 96 40 | FOLD-OUT |
| 414 97 14 | FOLD-OUT |
| 414 97 28 | FOLD-OUT |
| 414 97 40 | FOLD-OUT |
| 414 99 20 | FOLD-OUT |
| 414 99 38 | FOLD-OUT |
| 414 99 50 | FOLD-OUT |
| 415 03 01 | FOLD-OUT |
| 415 03 04 | FOLD-OUT |
| 415 03 05 | FOLD-OUT |
| 415 111 923 | INT 49 |
| 415 111 933 | INT 49 |
| 415 112 821 | INT 49 |
| 415 112 822 | INT 49 |
| 415 112 831 | INT 49 |
| 415 112 832 | INT 49 |
| 415 121 923 | INT 87 |
| 415 121 933 | INT 87 |
| 415 122 822 | INT 87 |
| 415 122 832 | INT 87 |
| 415 151 923 | EXT 893 |
| 415 151 933 | EXT 893 |
| 415 221 923 | INT 49 |
| 415 221 933 | INT 49 |
| 415 222 821 | INT 49 |
| 415 222 822 | INT 49 |
| 415 222 831 | INT 49 |
| 415 222 832 | INT 49 |
| 415 223 923 | INT 97 |
| 415 223 933 | INT 97 |
| 415 224 923 | INT 99 |
| 415 224 933 | INT 99 |
| 415 225 923 | INT 97 |
| 415 225 933 | INT 97 |
| 415 311 923 | INT 87 |
| 415 311 933 | INT 87 |
| 415 312 822 | INT 87 |
| 415 312 832 | INT 87 |
| 415 32 04 | FOLD-OUT |
| 415 32 05 | FOLD-OUT |
| 415 332 822 | INT 69 |
| 415 332 832 | INT 69 |
| 415 35 00 | INT 109 |
| 415 361 920 | INT 25 |
| 415 361 930 | INT 25 |
| 415 362 920 | INT 25 |
| 415 362 930 | INT 25 |
| 415 91 102 | TEC 33 |
| 415 91 60 | TEC 33 |
| 415 95 63 | INT 43 |
| 415 95 79 | INT 43 |
| 416 371 811 921 | PRO 704 |
| 416 371 811 922 | PRO 704 |
| 416 371 811 931 | PRO 704 |
| 416 371 811 932 | PRO 704 |
| 416 99 00 | PRO 701 |
| 416 99 01 | PRO 703 |
| 417 00 02 | INT 139 |
| 417 00 03 | INT 139 |
| 418 11 811 922 | INT 29 |
| 418 11 811 923 | INT 29 |
| 418 11 811 932 | INT 29 |
| 418 11 811 933 | INT 29 |
| 418 13 1902 | INT 29 |
| 418 161 822 MDL | INT 382 |
| 418 161 832 MDL | INT 382 |
| 418 162 822 MDL | INT 382 |
| 418 162 832 MDL | INT 382 |
| 418 163 01 | FOLD-OUT |
| 418 163 02 | FOLD-OUT |
| 418 163 822 MDL | INT 382 |
| 418 163 832 MDL | INT 382 |
| 418 21 811 922 | INT 29 |
| 418 21 811 923 | INT 29 |
| 418 21 811 932 | INT 29 |
| 418 21 811 933 | INT 29 |

# INDEX
# BY REFERENCE


| | |
|---|---|
| 418 23 1902 | INT 29 |
| 418 261 923 MDL | INT 380 |
| 418 261 933 MDL | INT 380 |
| 418 262 822 MDL | INT 380 |
| 418 262 832 MDL | INT 380 |
| 418 263 923 MDL | INT 382 |
| 418 263 933 MDL | INT 382 |
| 418 361 1902 MDL | INT 380 |
| 418 361 21 921 MDL | INT 381 |
| 418 361 21 931 MDL | INT 381 |
| 418 361 811 921 MDL | INT 380 |
| 418 361 811 922 MDL | INT 380 |
| 418 361 811 931 MDL | INT 380 |
| 418 361 811 932 MDL | INT 380 |
| 418 367 811 922 MDL | INT 381 |
| 418 367 811 932 MDL | INT 381 |
| 418 367 821 MDL | INT 381 |
| 418 367 831 MDL | INT 381 |
| 418 368 811 922 MDL | INT 381 |
| 418 368 811 932 MDL | INT 381 |
| 418 368 821 MDL | INT 381 |
| 418 368 831 MDL | INT 381 |
| 418 48 050 | INT 379 |
| 418 48 100 | INT 379 |
| 418 481 07 | INT 379 |
| 418 481 09 | INT 379 |
| 418 481 12 | INT 379 |
| 418 481 17 | INT 379 |
| 418 482 106 | INT 379 |
| 418 482 109 | INT 379 |
| 418 482 211 | INT 379 |
| 418 482 217 | INT 379 |
| 418 51 811 922 ED8 | INT 233 |
| 418 51 811 922 WDL | INT 233 |
| 418 51 811 923 ED8 | INT 233 |
| 418 51 811 923 WDL | INT 233 |
| 418 51 811 932 ED8 | INT 233 |
| 418 51 811 932 WDL | INT 233 |
| 418 51 811 933 ED8 | INT 233 |
| 418 51 811 933 WDL | INT 233 |
| 418 51 812 922 ED8 | INT 233 |
| 418 51 812 922 WDL | INT 233 |
| 418 51 812 923 ED8 | INT 233 |
| 418 51 812 923 WDL | INT 233 |
| 418 51 812 932 ED8 | INT 233 |
| 418 51 812 932 WDL | INT 233 |
| 418 51 812 933 ED8 | INT 233 |
| 418 51 812 933 WDL | INT 233 |
| 418 561 93 MDL | INT 381 |
| 420 06 01 | PRO 663, 667 |
| 420 20 03 01 | PRO 663 |
| 420 20 06 06 | PRO 663 |
| 420 20 06 17 | PRO 663 |
| 420 20 10 00 | PRO 663 |
| 420 20 14 01 | PRO 663 |
| 420 20 20 00 | PRO 663 |
| 420 20 30 00 | PRO 663 |
| 420 52 03 01 | PRO 667 |
| 420 52 06 06 | PRO 667 |
| 420 52 10 00 | PRO 667 |
| 420 52 20 00 | PRO 667 |
| 420 52 30 00 | PRO 667 |
| 420 52 98 01 | PRO 667 |
| 420 99 01 | PRO 663, 677, 667, 669, 673, 677, 679 |
| 420 99 02 | PRO 663, 677, 667, 669, 673, 677, 679 |
| 420 99 03 | PRO 663, 677, 667, 669, 673, 677, 679 |
| 421 112 811 921 MDL | PRO 687 |
| 421 112 811 931 MDL | PRO 687 |
| 421 112 812 921 MDL | PRO 687 |
| 421 112 812 931 MDL | PRO 687 |
| 421 122 811 921 MDL | PRO 687 |
| 421 122 811 931 MDL | PRO 687 |
| 421 122 812 921 MDL | PRO 688 |
| 421 122 812 931 MDL | PRO 688 |
| 421 132 271 923 MDL | PRO 688 |
| 421 132 271 933 MDL | PRO 688 |
| 421 132 272 822 MDL | PRO 688 |
| 421 132 272 832 MDL | PRO 688 |
| 421 138 271 923 MDL | PRO 688 |
| 421 138 271 933 MDL | PRO 688 |
| 421 138 272 822 MDL | PRO 688 |
| 421 138 272 832 MDL | PRO 688 |
| 421 142 1902 MDL | PRO 688 |
| 421 142 21 921 MDL | PRO 689 |
| 421 142 21 931 MDL | PRO 689 |
| 421 142 811 921 MDL | PRO 688 |
| 421 142 811 922 MDL | PRO 688 |
| 421 142 811 931 MDL | PRO 688 |
| 421 142 811 932 MDL | PRO 688 |
| 421 148 1902 MDL | PRO 688 |
| 421 148 21 921 MDL | PRO 689 |
| 421 148 21 931 MDL | PRO 689 |
| 421 148 811 921 MDL | PRO 688 |
| 421 148 811 922 MDL | PRO 688 |
| 421 148 811 931 MDL | PRO 688 |
| 421 148 811 932 MDL | PRO 688 |
| 421 218 1822 MDL | PRO 685 |
| 421 218 1832 MDL | PRO 685 |
| 421 218 2822 MDL | PRO 685 |
| 421 218 2832 MDL | PRO 685 |
| 421 228 1902 D MDL | PRO 686 |
| 421 228 811 922 D MDL | PRO 686 |
| 421 228 811 932 D MDL | PRO 686 |
| 421 228 812 922 D MDL | PRO 686 |
| 421 228 812 932 D MDL | PRO 686 |
| 421 248 2822 MDL | PRO 685 |
| 421 248 2832 MDL | PRO 685 |
| 421 313 06 93 MDL | PRO 681 |
| 421 313 08 93 MDL | PRO 681 |
| 421 313 10 93 MDL | PRO 681 |
| 421 313 12 93 MDL | PRO 681 |
| 421 512 811 922 MDL | PRO 692 |
| 421 512 811 923 MDL | PRO 692 |
| 421 512 811 932 MDL | PRO 692 |
| 421 512 811 933 MDL | PRO 692 |
| 421 522 811 920 MDL | PRO 692 |
| 421 522 811 930 MDL | PRO 692 |
| 421 612 811 921 MDL | PRO 693 |
| 421 612 811 931 MDL | PRO 693 |
| 421 622 811 920 MDL | PRO 693 |
| 421 622 811 930 MDL | PRO 693 |
| 422 111 93 | INT 351 |
| 422 111 93 ED1 | INT 351 |
| 422 111 93 ED5 | INT 351 |
| 422 112 93 | INT 351 |
| 422 112 93 ED1 | INT 351 |
| 422 112 93 ED5 | INT 351 |
| 422 121 93 | INT 351 |
| 422 121 93 ED1 | INT 351 |
| 422 121 93 ED5 | INT 351 |
| 422 122 93 | INT 351 |
| 422 122 93 ED1 | INT 351 |
| 422 122 93 ED5 | INT 351 |
| 422 131 83 | INT 353 |
| 422 132 83 | INT 353 |
| 422 141 93 | INT 353 |
| 422 141 93 ED1 | INT 353 |
| 422 141 93 ED5 | INT 353 |
| 422 142 93 | INT 353 |
| 422 142 93 ED1 | INT 353 |
| 422 142 93 ED5 | INT 353 |
| 422 161 811 932 | INT 355 |
| 422 161 811 932 ED1 | INT 355 |
| 422 161 811 932 ED5 | INT 355 |
| 422 162 811 932 | INT 355 |
| 422 162 811 932 ED1 | INT 355 |
| 422 162 811 932 ED5 | INT 355 |
| 422 912 93 WDL | INT 581 |
| 422 99 01 | INT 351 |
| 424 01 00 00 | PRO 809 |
| 424 01 03 01 | PRO 809 |
| 424 01 06 01 | PRO 809 |
| 424 01 06 06 | PRO 809 |
| 424 02 00 00 | PRO 809 |
| 424 02 03 01 | PRO 809 |
| 424 113 02 921 ED8 | INT 279 |
| 424 113 02 922 ED8 | INT 279 |
| 424 113 02 923 ED8 | INT 279 |
| 424 113 02 931 ED8 | INT 279 |
| 424 113 02 932 ED8 | INT 279 |
| 424 113 02 933 ED8 | INT 279 |
| 424 113 04 921 ED8 | INT 279 |
| 424 113 04 922 ED8 | INT 279 |
| 424 113 04 923 ED8 | INT 279 |
| 424 113 04 931 ED8 | INT 279 |
| 424 113 04 932 ED8 | INT 279 |
| 424 113 04 933 ED8 | INT 279 |
| 424 211 03 922 | INT 155 |
| 424 211 03 923 | INT 155 |
| 424 211 03 932 | INT 155 |
| 424 211 03 933 | INT 155 |
| 424 211 06 922 | INT 155 |
| 424 211 06 923 | INT 155 |
| 424 211 06 932 | INT 155 |
| 424 211 06 933 | INT 155 |
| 424 213 02 921 | INT 159 |
| 424 213 02 922 | INT 159 |
| 424 213 02 923 | INT 159 |
| 424 213 02 931 | INT 159 |
| 424 213 02 932 | INT 159 |
| 424 213 02 933 | INT 159 |
| 424 213 04 921 | INT 159 |
| 424 213 04 922 | INT 159 |
| 424 213 04 923 | INT 159 |
| 424 213 04 931 | INT 159 |
| 424 213 04 932 | INT 159 |
| 424 213 04 933 | INT 159 |
| 424 222 04 921 | INT 157 |
| 424 222 04 922 | INT 157 |
| 424 222 04 923 | INT 157 |
| 424 222 04 931 | INT 157 |
| 424 222 04 932 | INT 157 |
| 424 222 04 933 | INT 157 |
| 424 242 02 92 | INT 161 |
| 424 242 02 93 | INT 161 |
| 424 512 04 00 | TEC 33 |
| 424 512 04 921 | INT 157 |
| 424 512 04 922 | INT 157 |
| 424 512 04 923 | INT 157 |
| 424 512 04 931 | INT 157 |
| 424 512 04 932 | INT 157 |
| 424 512 04 933 | INT 157 |
| 424 612 04 921 MDL | PRO 684 |
| 424 612 04 922 MDL | PRO 684 |
| 424 612 04 923 MDL | PRO 684 |
| 424 612 04 931 MDL | PRO 684 |
| 424 612 04 932 MDL | PRO 684 |

| | |
|---|---|
| 424 612 04 933 MDL | PRO 684 |
| 424 642 02 92 MDL | PRO 682 |
| 424 642 02 93 MDL | PRO 682 |
| 424 642 06 92 MDL | PRO 682 |
| 424 642 06 93 MDL | PRO 682 |
| 424 642 08 92 MDL | PRO 682 |
| 424 642 08 93 MDL | PRO 682 |
| 424 642 12 92 MDL | PRO 683 |
| 424 642 12 93 MDL | PRO 683 |
| 425 01 00 00 | PRO 753 |
| 425 01 03 01 | PRO 753 |
| 425 01 06 06 | PRO 753 |
| 425 02 00 00 | PRO 755 |
| 425 02 03 01 | PRO 755 |
| 425 02 06 06 | PRO 755 |
| 425 02 06 16 | PRO 755 |
| 425 03 00 00 | PRO 753, 755 |
| 425 03 03 01 | PRO 753, 755 |
| 425 04 00 00 | PRO 759 |
| 425 04 03 01 | PRO 759 |
| 425 04 06 06 | PRO 759 |
| 425 04 06 11 | PRO 759 |
| 425 05 00 00 | PRO 757 |
| 425 05 03 01 | PRO 757 |
| 425 05 06 06 | PRO 757 |
| 425 05 14 01 | PRO 757 |
| 425 09 01 | PRO 759 |
| 425 27 811 921 | PRO 760 |
| 425 27 811 931 | PRO 760 |
| 425 97 51 | PRO 759 |
| 426 00 00 | PRO 799 |
| 426 03 01 | PRO 799 |
| 426 06 01 | PRO 799 |
| 426 14 01 | PRO 799 |
| 43 11 831 | EXT 1078 |
| 43 11 832 | EXT 1078 |
| 43 11 833 | EXT 1078 |
| 43 11 834 | EXT 1078 |
| 43 11 841 | EXT 1078 |
| 43 11 842 | EXT 1078 |
| 43 11 843 | EXT 1078 |
| 43 11 844 | EXT 1078 |
| 431 03 01 | FOLD-OUT |
| 431 03 02 | FOLD-OUT |
| 431 400 111 11 | EXT 1079 |
| 431 400 111 211 | EXT 1079 |
| 431 400 111 221 | EXT 1079 |
| 431 400 111 31 | EXT 1079 |
| 431 400 111 41 | EXT 1079 |
| 431 400 221 11 | EXT 1079 |
| 431 400 221 211 | EXT 1079 |
| 431 400 221 221 | EXT 1079 |
| 431 400 221 31 | EXT 1079 |
| 431 400 221 41 | EXT 1079 |
| 431 600 121 11 | EXT 1079 |
| 431 600 121 211 | EXT 1079 |
| 431 600 121 221 | EXT 1079 |
| 431 600 121 31 | EXT 1079 |
| 431 600 121 41 | EXT 1079 |
| 431 600 321 11 | EXT 1079 |
| 431 600 321 211 | EXT 1079 |
| 431 600 321 221 | EXT 1079 |
| 431 600 321 31 | EXT 1079 |
| 431 600 321 41 | EXT 1079 |
| 431 99 01 | EXT 1079 |
| 431 99 02 | TEC 36 |
| 471 111 811 921 | INT 291 |
| 471 111 811 931 | INT 291 |
| 471 151 811 921 MDL | PRO 690 |
| 471 151 811 931 MDL | PRO 690 |
| 471 221 922 ED8 | INT 293 |
| 471 221 932 ED8 | INT 293 |
| 471 222 922 ED8 | INT 293 |
| 471 222 932 ED8 | INT 293 |
| 471 321 00 | INT 294 |
| 471 321 1902 ED8 | INT 294 |
| 471 321 811 922 ED8 | INT 294 |
| 471 321 811 932 ED8 | INT 294 |
| 471 322 00 | INT 294 |
| 471 322 1902 ED8 | INT 294 |
| 471 322 811 922 ED8 | INT 294 |
| 471 322 811 932 ED8 | INT 294 |
| 472 121 811 921 | INT 337 |
| 472 121 811 931 | INT 337 |
| 472 122 811 921 | INT 337 |
| 472 122 811 931 | INT 337 |
| 472 123 811 921 | INT 337 |
| 472 123 811 931 | INT 337 |
| 472 221 01 | INT 337 |
| 472 221 922 ED8 | INT 337 |
| 472 221 932 ED8 | INT 337 |
| 472 222 01 | INT 337 |
| 472 222 922 ED8 | INT 337 |
| 472 222 932 ED8 | INT 337 |
| 472 321 00 | INT 337 |
| 472 322 00 | INT 337 |
| 472 331 00 | INT 337 |
| 472 361 00 | INT 517 |
| 472 362 00 | INT 525 |
| 473 01 00 | FOLD-OUT |
| 473 03 01 | FOLD-OUT |
| 473 03 04 | FOLD-OUT |
| 473 111 811 922 | INT 331 |
| 473 111 811 932 | INT 331 |
| 473 111 821 | INT 331 |
| 473 111 831 | INT 331 |
| 473 112 811 922 | INT 331 |
| 473 112 811 932 | INT 331 |
| 473 131 811 922 | INT 333 |
| 473 131 811 932 | INT 333 |
| 473 131 812 922 ED1 | INT 335 |
| 473 131 812 932 ED1 | INT 335 |
| 473 131 821 | INT 333 |
| 473 131 831 | INT 333 |
| 473 132 811 922 | INT 333 |
| 473 132 811 932 | INT 333 |
| 473 151 821 MDL | PRO 690 |
| 473 151 831 MDL | PRO 690 |
| 473 152 811 922 MDL | PRO 690 |
| 473 152 811 932 MDL | PRO 690 |
| 473 211 811 922 | INT 331 |
| 473 211 811 932 | INT 331 |
| 473 211 821 | INT 331 |
| 473 211 831 | INT 331 |
| 473 212 811 922 | INT 331 |
| 473 212 811 932 | INT 331 |
| 473 231 811 922 | INT 333 |
| 473 231 811 932 | INT 333 |
| 473 231 812 922 ED1 | INT 335 |
| 473 231 812 932 ED1 | INT 335 |
| 473 231 821 | INT 333 |
| 473 231 831 | INT 333 |
| 473 232 811 922 | INT 333 |
| 473 232 811 932 | INT 333 |
| 473 251 821 MDL | PRO 691 |
| 473 251 831 MDL | PRO 691 |
| 473 252 811 922 MDL | PRO 691 |
| 473 252 811 932 MDL | PRO 691 |
| JAC 241 923 MDL | INT 307 |
| JAC 241 933 MDL | INT 307 |
| M10 241 923 | PRO 844 |
| M10 241 933 | PRO 844 |
| M10 341 21 921 | PRO 844 |
| M10 341 21 931 | PRO 844 |
| M10 341 811 921 | PRO 844 |
| M10 341 811 922 | PRO 844 |
| M10 341 811 931 | PRO 844 |
| M10 341 811 932 | PRO 844 |

# LEGENDA

| | | | | | | |
|---|---|---|---|---|---|---|
| ◇ | KLEUR | COULEUR | COLOUR | FARBE | Colour | ColourE |
| **A** | ALU GRIJS | ALU GRIS | ALU GREY | ALU GRAU | ALU GRIS | ALU GRIGIO |
| **ALU** | ALUMINIUM | ALUMINIUM | ALUMINIUM | ALUMINIUM | ALUMINIO | ALUMINIO |
| **ANO** | GEANODISEERD ALU | ALU ANODISE | ALU ANODISED | ALU ELOXIERT | ALU ANODIZADO | ALU ANODIZZATO |
| **B** | ZWART RAL 9005 | NOIR RAL 9005 | BLACK RAL 9005 | SCHWARZ RAL 9005 | NEGRO RAL 9005 | NERO RAL 9005 |
| **BBR** | BLACK BRONZE | BLACK BRONZE | BLACK BRONZE | BLACK BRONZE | BLACK BRONZE | BLACK BRONZE |
| **BP** | BLACK PURE | BLACK PURE | BLACK PURE | BLACK PURE | BLACK PURE | BLACK PURE |
| **C** | CHROOM | CHROME | CHROMED | CHROM | CROMO | CROMATO |
| **FBR** | FLEMISH BRONZE | FLEMISH BRONZE | FLEMISH BRONZE | FLEMISH BRONZE | FLEMISH BRONZE | FLEMISH BRONZE |
| **FG** | FLEMISH GOLD | FLEMISH GOLD | FLEMISH GOLD | FLEMISH GOLD | FLEMISH GOLD | FLEMISH GOLD |
| **G** | GRIJS BRUIN | GRIS BRUN | GREY BROWN | GRAU BRAUN | GRIS MARRON | GRIGIO BRUNO |
| **GC** | GOLD CHAMPAGNE | GOLD CHAMPAGNE | GOLD CHAMPAGNE | GOLD CHAMPAGNE | GOLD CHAMPAGNE | GOLD CHAMPAGNE |
| **INOX** | ROESTVRIJ STAAL | ACIER INOXYDABLE | STAINLESS STEEL | ROSTFREIER STAHL | ACERO INOXIDABLE | ACCIAIO INOSSIDABILE |
| **M** | VERGULD | DORE | GOLD | VERGOLDET | ORO | ORO |
| **N** | DONKERGRIJS | GRIS FONCE | DARK GREY | DUNKELGRAU | GRIS OSCURO | GRIGIO SCURO |
| **MMAT** | VERGULD MAT | LAITON DEPOLI | GOLD MAT | VERGOLDET MAT | ORO MATE | ORO OPACO |
| **SG** | ZILVERGRIJS | GRIS ARGENTÉ | SILVER GREY | SILBER GRAU | GRIS PLATEADO | GRIGIO ARGENTO |
| **PRIM** | GRONDLAAG | APPRET | PRIMER | GRUNDIERUNG | PINTURA DE FONDO | MESTICA |
| **RAL** | KLEUR RAL | COULEUR RAL | COLOUR RAL | FARBE RAL | Colour RAL | ColourE RAL |
| **W** | WIT RAL 9003 | BLANC RAL 9003 | WHITE RAL 9003 | WEIß RAL 9003 | BLANCO RAL 9003 | BIANCO RAL 9003 |
| | SCHILDEREN VEREIST | PEINTURE DE FINITION REQUISE | PAINT FINISH REQUIRED | LACKIERUNG ERFORDERLICH | ACABADO DE PINTURA NECISARIO | NECESSITA DI FINITURA |
| | TOESTEL KLASSE 1 | APPAREIL CLASSE 1 | FIXTURE CLASS 1 | GERÄT KLASSE 1 | APARATO CLASE 1 | APPARECCHIO CLASSE 1 |
| | TOESTEL KLASSE 2 | APPAREIL CLASSE 2 | FIXTURE CLASS 2 | GERÄT KLASSE 2 | APARATO CLASE 2 | APPARECCHIO CLASSE 2 |
| | TOESTEL KLASSE 3 | APPAREIL CLASSE 3 | FIXTURE CLASS 3 | GERÄT KLASSE 3 | APARATO CLASE 3 | APPARECCHIO CLASSE 3 |
| CE | NORM 01.96 EMC 89 / 336 / EEC | NORM 01.97. LV 73 / 23 / EEC | NORM 01.97. LV 73 / 23 / EEC | NORM 01.97. LV 73 / 23 / EEC | NORM 01.97. LV 73 / 23 / EEC | NORM 01.97. LV 73 / 23 / EEC |
| 0,5 | NETTO GEWICHT KG | POIDS NET KG | NET WEIGHT KG | NETTO GEWICHT KG | PESO NETO KG | PESO NETTO KG |
| **IP** | BESCHERMINGSINDICATIE | INDICE DE PROTECTION | PROTECTION LEVEL | SCHUTZKLASSE | CLASE DE PROTECCIÓN | CLASSE DI PROTEZIONE |
| IK06 IK07 IK08 | MECHANISCHE IMPACT | IMPACT MÉCANIQUE | MECHANICAL IMPACT | MECHANISCHE EINWIRKUNG | IMPACTO MECÁNICO | URTO MECCANICO |
| | RONDE OPENING DIAMETER x MIN.INBOUWDIEPTE | DECOUPE RONDE DIAMETRE x PROFONDEUR NECESSAIRE POUR ENCASTREMENT | ROUND OPENING DIAMETER x MIN. DEPTH FOR RECESSING | RUNDE ÖFFNUNG DIAMETER x MIN. TIEFE FÜR EINBAU | ABERTURA REDONDA DIAMETRO x DISTANCIA MINIMA DE EMPOTRAMIENTO | FORO TONDO DIAMETRO x SPESSORE MINIMO RICHIESTO PER L'INCASSO |
| | RECHTHOEKIGE OPENING LENGTE x BREEDTE x MIN.INBOUWDIEPTE | DECOUPE RECTANGULAIRE LO.x LA.x PRO. NECESSAIRE POUR ENCASTREMENT | RECTANGULAR OPENING LENGTH x WIDTH x MINIMUM DEPTH FOR RECESSING | RECHTECKIGE ÖFFNUNG LÄNGE x BREITE x MINIMUM TIEFE EINBAU | ABERTURA RECTANGULAR LARGO x ANCHO x DISTANCIA MINIMA DE EMPOTRAMIENTO | FORO RETTANGOLARE LUNGHEZZA x LARGHEZZA x SPESSORE MINIMO RICHIESTO PER L'INCASSO |
| | MAX. DIKTE MONTAGEOPPERVLAK | EPAISSEUR MAX. DE LA SURFACE DE MONTAGE | MAX.THICKNESS OF THE MOUNTING SURFACE | MAXIMALE STÄRKE DER BEFESTIGUNGSFLÄCHE | ESPESOR MÁXIMO DE LA SUPERFICIE DE MONTAJE | SPESSORE MASSIMO DELLA SUPERFICIE DI MONTAGGIO |
| 0,5 | MIN. AFSTAND (M) LAMP - OBJECT | DISTANCE MIN. (M) AMPOULE - OBJET | MIN. DISTANCE (M) LAMP - OBJECT | MIN. DISTANZ (M) LAMPE - OBJEKT | DISTANCIA MINIMA (M) LÁMPARA - OBJETO | DISTANZA MIN. (M) LAMPADA - OGGETTO |
| | BEVESTIGING VLOER - WAND - PLAFOND OPBOUW | MONTAGE SOL - MUR - PLAFOND APPLIQUE | FIXATION FLOOR - WALL - CEILING SURFACE MOUNTED | MONTAGE BODEN - WAND - DECKE AUFGEBAUT | MONTAJE SUELO - PARED - TECHO MONTADO AL SUPERFICIE | MONTAGGIO PAVIMENTO-PARETE - SOFFITTO MONTATO A SUPERFICIE |
| | BEVESTIGING VLOER - WAND - PLAFOND INBOUW | MONTAGE SOL - MUR - PLAFOND ENCASTRE | FIXATION FLOOR - WALL - CEILING RECESSED | MONTAGE BODEN - WAND - DECKE EINGEBAUT | MONTAJE SUELO - PARED-TECHO EMPOTRADO | MONTAGGIO PAVIMENTO-PARETE - SOFFITTO-INCASSO |
| | BEVESTIGING PLAFOND GEPENDELD | MONTAGE PLAFOND SUSPENDU | FIXATION CEILING SUSPENDED | MONTAGE DECKE GEPENDELT | MONTAJE TECHO SUSPENDIDO | MONTAGGIO SOFFITTO SOSPESO |
| | STAND ALONE | STAND ALONE | STAND ALONE | STAND ALONE | STAND ALONE | STAND ALONE |
| | GESCHIKT VOOR BINNEN- EN BUITENGEBRUIK | CONVIENT A USAGE INTERIEUR ET EXTERIEUR | SUITABLE FOR INDOOR AND OUTDOOR USE | EIGNET SICH FUR INNEN- UND AUßENBEREICH | APTO PARA USO INTERIOR Y EXTERIOR | PER UTILIZZO SIA IN IN INTERNI CHE DA ESTERNI |
| S1 | VEREN VOOR HOLLE WAND | RESSORTS PRECONISES POUR FAUX-PLAFONDS | SPRINGS FOR HOLLOW SURFACES | FEDERN FÜR HOHL RAUMDECKE | MUELLES PARA UTILIZAR EN FALSOS TECHOS | SISTEMA DI FISSAGGIO PER CONTRO-SOFFITTI IN LASTRE |
| S2 | VEREN VOOR VOLLE WAND | RESSORTS PRECONISES POUR PLAFONDS STANDARDS | SPRINGS FOR SOLID SURFACES | FEDERN FÜR VOLL MATERIAL | MUELLES PARA UTILIZAR EN HORMIGON | SISTEMA DI FISSAGGIO PER VANI CHIUSI REALIZZATI |
| λ | LAMBDA = 0,9 | LAMBDA = 0,9 | LAMBDA = 0,9 | LAMBDA = 0,9 | LAMBDA = 0,9 | LAMBDA = 0,9 |
| | GESCHIKT VOOR TOEPASSING IN BADKAMERS (**) | APPLICABLE POUR SALLES DE BAINS (**) | SUITABLE FOR USE IN BATHROOM (**) | GEEIGNET FÜR INSTALLATION IM BADEZIMMER (**) | ILUMINACIÓN APTO PARA USO EN BAÑOS (**) | ILLUMINAZIONE ADATTA PER L'AMBIENTE BAGNO (**) |
| SOFT DIM | PAG TEC 13 | PAG TEC 13 | PAG TEC 13 | PAG TEC 13 | PAG TEC 13 | PAG TEC 13 |
| DALI IN DALI D | PAG TEC 4 | PAG TEC 4 | PAG TEC 4 | PAG TEC 4 | PAG TEC 4 | PAG TEC 4 |
| SMART IN | PAG TEC 7 | PAG TEC 7 | PAG TEC 7 | PAG TEC 7 | PAG TEC 7 | PAG TEC 7 |
| | BEWEGINGS DETECTIE | DÉTECTION DE PRÉSENCE | PRESENCE DETECTION | PRÄSENZMELDER | DETECTOR DE PRESENCIA | RILEVATORE DI PRESENZA |
| 2700 5700 K | TUNABLE WHITE | TUNABLE WHITE | TUNABLE WHITE | TUNABLE WHITE | TUNABLE WHITE | TUNABLE WHITE |
| **SBL** | GEZANDSTRAALD | SABLE | SANDBLASTED | GESANDSTRAHLTES | SATINADO | SATINATO |
| **ESG** | VEILIGHEIDSGLAS | VERRE DE SECURITE | SAFETY GLASS | EINSCHEIBEN SICHERHEITSGLAS | CRISTAL DE SEGURIDAD | VETRO DI SICUREZZA |
| **95** | AFMETINGEN IN MM | DIMENSIONS EN MM | DIMENSIONS IN MM | ABMESSUNGEN IN MM | DIMENSIONES EN MM | DIMENSIONI IN MM |
| **TOL.DIN** | TOLERANTIE VOLGENS DIN-NORMEN | TOLERANCE CONFORME AUX NORMES DIN | TOLERANCE ACCORDING TO DIN-SPECIFICATIONS | TOLERANZ NACH DIN-NORMEN | TOLERANCIA SEGUN LAS NORMAS DIN | TOLLERANZE A NORME DIN |
| **DIN EN12020-2** | TOLERANTIES EXTRUSIE | TOLERANCES EXTRUSION | TOLERANCES EXTRUSION | TOLERANZEN EXTRUSION | TOLERANCIA EXTRUSION | TOLLERANZA ESTRUSIONE |
| **DIN 17.611** | TOLERANTIES ANODISATIE | TOLERANCES ANODISATION | TOLERANCES ANODISATION | TOLERANZEN ELOXIERUNG | TOLERANCIA ANODIZADO | TOLLERANZA ANODIZZATO |
| **DIN 55.928** | TOLERANTIES LAKWERK | TOLERANCES LAQUAGE | TOLERANCES COATING | TOLERANZEN LACKIERUNG | TOLERANCIA LACA | TOLLERANZA LACCA |

PRODUCT DESIGN AWARD INDUSTRIE FORUM HANNOVER MESSE

PRODUCT DESIGN PLUS AWARD FRANKFURT

LIGHTS OF THE FUTURE AWARD

BEST PRODUCT AWARD DESIGN BRUSSELS

DESIGNPREIS NOMINEE

RED DOT DESIGN AWARD

INTERIOR INNOVATION AWARD

GOOD DESIGN AWARD

GREEN GOOD DESIGN AWARD

GERMAN DESIGN AWARD

DESIGN X50 AWARD

(*) CEBEC IS THE BELGIAN CERTIFICATION BODY IN THE FIELD OF ELECTRICAL EQUIPMENT.
IT IS PARTICIPATING IN THE CB SCHEME SINCE IT IS ACCREDITED AS A CERTIFICATION BODY FOR THE CERTIFICATION OF PRODUCTS ACCORDING TO EN 45011 AND THE CERTIFICATION OF QUALITY SYSTEMS ACCORDING TO THE STANDARD EN 45012.

(**) CHECK COMPLIANCE WITH LOCAL REGULATIONS.

PRODUCTS MANUFACTURED ACCORDING TO IEC/EN 60598-1 AND THE APPLICABLE SECTIONS OF IEC/EN 60598-2



# A FAMILY BUSINESS

Delta Light®'s success is built on the determination, passion and talent of our global team.
We hereby **thank** all our colleagues and partners for their invaluable work.

The lighting industry is evolving and growing at very high speed.
As a family run business we have a personal stake in keeping our clients happy.
As such we are committed in making a difference through original designs,
outstanding service levels, eye for detail and personal contact,
striving to be the best in all we do.

Our product development process is based on a combination of creativity and technological innovation. It's our mission to present the world a portfolio of lighting solutions that satisfy people's desires and needs, creating a perfect symbiosis between architecture, function and atmosphere.





# WORLD WIDE

For additional product information, technical downloads, project inspiration, contact details and much more… please go to **www.deltalight.com**

Whether you access the site via your desktop computer or mobile device, an inspiring platform opens up with up-to-date content, exciting images, extensive product information, upgraded user experience… all in a fresh look & feel.

The **product search engine** will quickly guide you to the right product page, where you can download 3D files, Revit files, product data sheets, manual, IES files and drawings.

The **My Delta Light Toolbox** helps you to quickly collect, save, download and share images and product information. Start creating your personal shortlists and share them with your partner, client, architect, electrical installer or other people involved in your project. You are free to use this feature without login, or you can register to save and edit multiple pinlists.

If you are looking for a contact person in your region or country please go to **www.deltalight.com/contact**

**Enjoy your visit.**

# HQ

**Headquarters**
**Delta Light® nv**
Muizelstraat 2
B-8560 Wevelgem (Moorsele)
Belgium
T +32 (0)56 435 735
F +32 (0)56 435 736
info@deltalight.com
www.deltalight.com

# OFFICES

**Asia**
**Delta Light Asia**
asia@deltalight.com
www.deltalight.asia

**China Mainland**
T+86 138 1070 8782

**South East Asia**
T +65 9832 3753

**North East Asia**
T +852 9293 0096

**France**
**Delta Light SAS**
T +33 (0)9 70 73 52 42
T +33 (0)9 70 73 52 43
france@deltalight.com
www.deltalight.fr

**Latin America**
**Delta Light Latin America**
M +32 492 724 070
M +52 1 55 4082 1342
latin@deltalight.com
www.deltalight.com

**Colombia**
T +57 1 749 5307
M +57 321 202 5501
M +57 312 301 3823
Colombia@deltalight.com

**Mexico**
Mexico @deltalight.com

**Mexico City**
M +52 1 55 4082 1342

**Monterrey**
M +52 1 81 3081 4196

**Russia, Eastern Europe,**
**Middle Asia**
**Delta Light REEMA**
reema@deltalight.com
www.deltalight.ru

**Moscow**
T +7 926 167 76 98

**Saint-Petersburg**
T +7 921 79 183 88

**The Netherlands**
**Delta Light Nederland B.V.**
T +31 (0)88 80 40 600
F +31 (0)88 80 40 699
netherlands@deltalight.com
www.deltalight.nl

**Belgium / Luxembourg**
**Delta Light® nv**
T +32 (0)56 435 735
F +32 (0)56 435 736
belux@deltalight.com
www.deltalight.be

**Germany / Austria**
**Delta Line + Light GmbH**
T +49 (0)2451 4090-0
F +49 (0)2451 4090-200
germany@deltalight.com
www.deltalight.de

**Slovakia**
**Delta Light Slovakia s.r.o.**
T +421 2 6353 0180
F +421 2 6353 0181
slovakia@deltalight.com
www.deltalight.sk

**United Kingdom**
**Delta Light UK LTD**
T +44 (0)20 7960 5030
uk@deltalight.com
www.deltalight.co.uk

**Middle East & North Africa**
**Delta Light Mena**
T +961 1 491 175
mena@deltalight.com
www.deltalight-mena.com

**Dubai**
**Delta Light EMEA**
T +971 52 530 35 90

**Canada**
**Delta Light Canada Inc.**
T +1 905 813 6130
F +1 289 805 7388
canada@deltalight.com
www.deltalight.ca

**India**
**Delta Light India**
T +91 98 10 228 494
india@deltalight.com
www.deltalight.com

**Spain**
**Iluminación Delta Light España S.A.**
T +34 (0)93 586 19 00
F +34 (0)93 697 95 00
spain@deltalight.com
www.deltalight.es

**USA**
**Delta Light USA, LLC.**
T +1 (954) 677 9800
F +1 (954) 677 1007
usa@deltalight.us
www.deltalight.us

**New York**
T +1 (646) 973-3284
nyc@deltalight.us

**Los Angeles**
T +1 (213) 289-3048
la@deltalight.us

**Czech Republic**
**Delta Light Czech s.r.o.**
T(1) +420 241 740 775
T(2) +420 241 740 776
czech@deltalight.com
www.deltalight.cz

**Italy**
**Delta Light Italia S.r.l.**
T(1) +39 0 571 82226
T(2) +39 0 571 93541
F +39 0 571 83594
italy@deltalight.com
www.deltalight.it

**Poland**
**Delta Light Poland**
T +48 698 33 00 03
poland@deltalight.com
www.deltalight.pl

**Switzerland**
**Delta Light AG**
T +41 (0)61 485 99 10
F +41 (0)61 485 99 11
switzerland@deltalight.com
www.deltalight.ch

**deltalight.com/contact**

**Manufacturer Delta Light® nv**

**Product Design - Research - Development:** Delta Light® Team & Nice 2C
**Coordination - Concept:** Delta Light® Team & Nice 2C
**Graphic Design - Realisation:** Delta Light® Team & Nice 2C

Finally, to everyone who contributed in some way
to the realisation of this Anniversary Edition / The Lighting Bible®...
**Thanks.**

Copyright © Delta Light® nv
DOC GE / 419 - APRIL 2019
Made in Belgium

For the latest edition of the Lighting Bible®, please visit
**www.deltalight.com**

All information in this catalogue is provided for information purposes only and Delta Light® NV makes no representations about the accuracy or completeness of the information in this catalogue. Delta Light® NV may, in its sole discretion, revise the information and technical data contained herein at any time without notice. The catalogue does not contain any guarantee on the Delta Light® NV products nor any warranty of merchantability or fitness for a particular purpose or use
All Delta Light® products are supplied without lamps and any lamp data is given as a mere example.

The general terms & conditions of Delta Light® NV shall be applicable on each sale of a Delta Light® product.
Any trademarks, texts, images, graphics, designs and other information in this catalogue are the sole property and subject to the intellectual property rights of Delta Light® NV and may not be copied, modified or used for any purpose without Delta Light®'s prior written consent.

FSC
www.fsc.org
MIX
Paper from responsible sources
FSC® C014767



PURE LIGHTIN

NG PLEASURE

DELTALIGHT®