

OUTDOOR LIGHTING 2023



FLOS

Outdoor



FLOS

Outdoor



Die Farbtemperatur 2200K ist für die meisten Produkte in diesem Katalog auf Anfrage erhältlich.

Bitte fragen Sie uns nach der Verfügbarkeit, falls Sie weitere Informationen für Ihr Beleuchtungsprojekt benötigen.

The 2200K color temperature is available upon request for most of the products featured in this catalogue.

Please consult us for availability in case you need more information for your lighting project.



Inground

Landlord

272



A - Round

458



A - Rise

468



Gobi

492



C - Me

514



Linear

Outgraze

538



Tau

588



Cielo

600



Spotlights

Spine

16



Landlord

272



Belvedere

328



Heavy Metal

418



Kirk

672



Spock

680




Aimer

692



Franco

726



Perseo

748




Table / Floor

In Vitro Unplugged

166



Mayday Outdoor

178



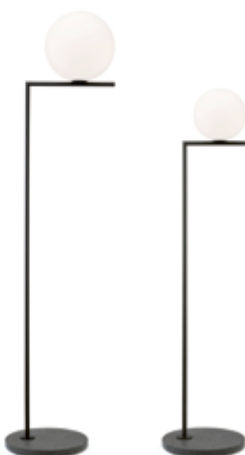
Captain Flint

220



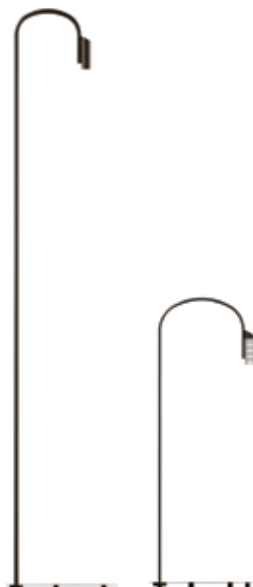
IC Lights

230



Caule

238



K - Tribe

265



Table / Floor

Superarchimoon

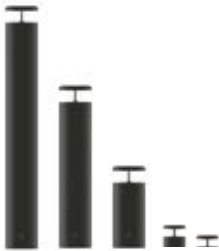
265



Bollard

Pointbreak

136



In Vitro

166



Mile

186



Caule

238



Landlord

272



Bellhop

290



Bollard

Casting

302



Casting Concrete

302



Walkstick

314




Klein Pro

340



Zefiro

350



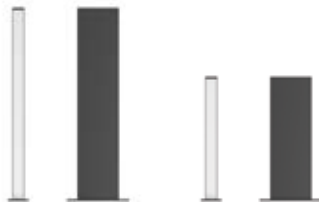
I - Ron

360



Talia

368



Aimer 2 Pole

692



Captain Flint Bollard

220



Wall

Pointbreak

136



In Vitro

166



Mile

186



Captain Flint

220



IC Lights

230



Flauta

254



Bellhop

290



Belvedere

328



Camouflage

396



Climber

406



Heavy Metal

418



Marco

440



Wall

Platter

632




Emma Wall

644



Dooku

772



Graphic Light

Fenestra

450



Ceiling / Suspension

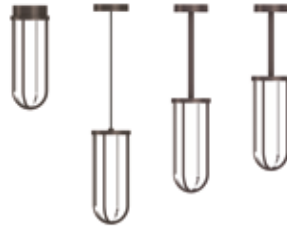
Pointbreak

136



In Vitro

166



Mile

186



IC Lights

230



Romeo

265



Leila

660



Platter

632



Emma Ceiling

644



Path

Mile

186



Wallstick

314



Real Matter

378



My Way

388



Gobi

492



Eclipse

612



Hyperion

622



Pole / Pole Top

Bellhop

290



Franco

726



Perseo

748



Dooku

772



Spine

Designed by Vincent Van Duysen











BEWEGUNGSFREIHEIT

Spine bedeutet Wirbelsäule und ist eine Referenz auf die Gelenkigkeit des Lampenkörpers, der mit einer gleitenden Skala ausgestattet ist, die sowohl horizontal als auch vertikal um 360° bzw. 270° verstellt werden kann.

FREE TO MOVE

Spine means backbone, an image referenced in the joint of the lighting body, equipped with a graduated scale, which can be adjusted both horizontally and vertically by 360° and 270° respectively.



ZUKUNFTSWEISEND

Das Kopfteil wurde mit austauschbaren Rahmen konzipiert, um die Leistung der Leuchte dank spezieller optischer, untereinander kombinierbare Zubehörteile, den verschiedensten Projektanforderungen anpassen zu können.

FUTURE PROOF

The top head has been designed with interchangeable frames to customize the fixture's performance thanks to dedicated optic accessories that can be mixed to fulfill the project requirements.



UNVERGLEICHBARER VISUELLER KOMFORT

Eine Revolution in der Akzentbeleuchtung für den Außenbereich. Die optische Gruppe wurde mit Blick auf den Endverbraucher entwickelt, so dass die Lichtquelle nicht sichtbar ist und maximaler visueller Komfort erreicht wird, ohne dass die Effizienz und die kompakten Maße beeinträchtigt werden.

UNCOMPARABLE VISUAL COMFORT

A revolution in outdoor accent lighting. The optical group has been designed with the end users in mind, so that the source remains hidden from view, achieving maximum visual comfort without sacrificing efficiency and compact dimensions.



UNSICHTBARER NETZANSCHLUSS

Das Netzteil ist in das Gehäuse der Leuchte integriert, so dass alle Anschlüsse im Sockel verborgen sind.

CONNECTIONS HIDDEN FROM VIEW

The driver is integrated within the fixture's body making all connections hidden in the base.

Spine 1 Absolute



CoB Led

up to 11W
up to 923 lm - 2700K/CRI 80
up to 982 lm - 3000K/CRI 80
up to 1011 lm - 4000K/CRI 80
Net lumen output

Spine 1 Pro



Power Led

up to 3,5W
up to 143 lm - 2700K/CRI 80
up to 149 lm - 3000K/CRI 80
up to 154 lm - 4000K/CRI 80
Net lumen output
2200K available on request.

Power Led

up to 7,9W
up to 550 lm - 2700K/CRI 80
up to 571 lm - 3000K/CRI 80
up to 591 lm - 4000K/CRI 80
Net lumen output
2200K available on request.

Power Led HP

HP up to 10,5W
HP up to 680 lm - 2700K/CRI 80
HP up to 706 lm - 3000K/CRI 80
HP up to 730 lm - 4000K/CRI 80
Net lumen output

Spine 1 Ultra



Power Led

up to 3,5W
up to 143 lm - 2700K/CRI 80
up to 149 lm - 3000K/CRI 80
up to 154 lm - 4000K/CRI 80
Net lumen output
2200K available on request.

Power Led

up to 7,9W
up to 550 lm - 2700K/CRI 80
up to 571 lm - 3000K/CRI 80
up to 591 lm - 4000K/CRI 80
Net lumen output
2200K available on request.

Power Led HP

HP up to 10,5W
HP up to 680 lm - 2700K/CRI 80
HP up to 706 lm - 3000K/CRI 80
HP up to 730 lm - 4000K/CRI 80
Net lumen output

Spine 2 Absolute



CoB Led

up to 19,5W
up to 1939 lm - 2700K/CRI 80
up to 2085 lm - 3000K/CRI 80
up to 2120 lm - 4000K/CRI 80
Net lumen output

Spine 2 Pro



Power Led

up to 4,1W
up to 230 lm - 2700K/CRI 80
up to 239 lm - 3000K/CRI 80
up to 247 lm - 4000K/CRI 80
Net lumen output
2200K available on request.

Power Led

up to 10,5W
up to 769 lm - 2700K/CRI 80
up to 808 lm - 3000K/CRI 80
up to 846 lm - 4000K/CRI 80
Net lumen output

Power Led HP

HP up to 17W
HP up to 1443 lm - 2700K/CRI 80
HP up to 1497 lm - 3000K/CRI 80
HP up to 1548 lm - 4000K/CRI 80
Net lumen output
2200K available on request.

Spine 2 Ultra



Power Led

up to 4,1W
up to 230 lm - 2700K/CRI 80
up to 239 lm - 3000K/CRI 80
up to 247 lm - 4000K/CRI 80
Net lumen output
2200K available on request.

Power Led

up to 10,5W
up to 769 lm - 2700K/CRI 80
up to 808 lm - 3000K/CRI 80
up to 846 lm - 4000K/CRI 80
Net lumen output

Power Led HP

HP up to 17W
HP up to 1443 lm - 2700K/CRI 80
HP up to 1497 lm - 3000K/CRI 80
HP up to 1548 lm - 4000K/CRI 80
Net lumen output
2200K available on request.

Beschreibung / Description

Kollektion von professionellen und orientierbaren Outdoor-Strahlern, entworfen von Vincent Van Duysen. Die Strahler zeichnen sich durch ein minimalistisches und elegantes Design aus, das sich für die unterschiedlichsten Projekte eignet, vom Wohn- bis zum Hotelbedarf.

Sie sind mit modernsten LED-Lichtquellen ausgestattet und verfügen über verschiedene, qualitativ hochwertige optische Lösungen.

Die Kollektion besteht aus drei Modellen: ABSOLUTE, PRO und ULTRA. Jedes Modell ist in zwei Größen und Leistungsklassen erhältlich, wodurch maximale Vielseitigkeit gewährleistet und auf jede Anforderung angemessen reagiert wird: von der Akzentbeleuchtung mit extrafeinen Lichtstrahlen bis hin zur Beleuchtung für größere Flächen. Spine eignet sich für die Decken-, Wand- oder Bodenmontage, wobei bei der letzteren der Fuß separat bestellt werden muss.

Gehäuse und Kühlkörper aus gedrehtem Aluminium (Legierung EN AW 6060). Erhältlich in verschiedenen Ausführungen, mit doppelschichtiger Pulverbeschichtung und chemischer Oberflächenbehandlung, um eine hohe Korrosionsbeständigkeit zu gewährleisten. Zerstreuer aus gehärtetem und hochtransparentem Glas mit Siebdruck, der mit einem robotisierten Klebesystem fixiert wurde.

Die Linie ABSOLUTE für zwei Strahlöffnungen ist mit der leistungsstarken COB-LED-Technologie und mit reinem Aluminium beschichteten Polymerreflektoren ausgestattet.

Die Linien PRO und ULTRA sind mit SMD-LEDs der jüngsten Generation ausgestattet. Die optische Einheit ist in die Rückseite integriert und sorgt dank der Verwendung von maßgeschneiderten Linsen und außergewöhnlicher Leuchtleistung für ausgesprochenen visuellen Komfort. Die Möglichkeit Kollimatoren einzusetzen, um die Strahlöffnung zu modifizieren – von symmetrischen, schmalen oder breiten bis hin zu asymmetrischen und elliptischen Lichtabstrahlungen – erlaubt höchste Flexibilität, um allen Beleuchtungsanforderungen gerecht zu werden.

Um den Lichtstrahl vollständig zu steuern, verfügt die Linie ULTRA über einen integrierten Snoot und ermöglicht das Einsetzen zahlreicher Zubehörteile wie z.B. eine Wabe oder einen Display. Die exakte Regulierung der Strahlereinheit wird durch eine progressive Referenzskala gewährleistet; der vertikale Schwenkbereich beträgt 270°. Die Befestigungsplatte aus hochwiderstandsfähigem Technopolymer wiederum ermöglicht eine Drehung von 360° um die horizontale Achse und richtet so den Lichtstrahl je nach Bedarf. Der elektrische Anschluss erfolgt am Sockel mithilfe eines mitgelieferten wasserdichten Kabelverbinders. Diese Linie beinhaltet einen Bolzen als Zubehör und ist mit einem Neopren-Kabel für den elektrischen Anschluss mit Fernbedienung ausgestattet.

Die Kollektion wird ergänzt mit einer Reihe von Zubehör für die Boden- und Stangenmontage.

Family of outdoor, professional and adjustable projectors designed by Vincent Van Duysen. The product is characterized by a minimalist and elegant design suitable for the most varied contexts, from residential to hotel environments.

Equipped with state-of-the-art LED sources, they are completed by several upmarket optical solutions.

The family consists of three models: ABSOLUTE, PRO and ULTRA. Each model is available in two sizes and powers, which guarantee the maximum versatility and respond appropriately to any requirement: from accent lighting with extra-thin light beams to lighting for wider surfaces. Spine is ready for ground, wall or ceiling installation, and a pole can be ordered separately.

Turned aluminum body and heat sink (EN AW 6060 alloy). Available in different finishes with a double layer coating and a chemical conversion surface treatment to guarantee high resistance to corrosion. Extra clear tempered glass diffuser with silkscreen border, fixed through a robotic gluing system. The ABSOLUTE version is equipped with a high-performance LED COB light source and polymer reflectors, covered in pure aluminum for two beam angles.

The PRO and ULTRA versions are equipped with a state-of-the-art LED SMD. The optical unit is integrated in the rear part, which guarantees an absolute visual comfort thanks to the use of customized lenses, as well as high lighting performances. The possibility of inserting collimators in the optical compartment that are designed to modify the beam angle—from punctual, medium and large symmetric beams to asymmetric and elliptical beams—guarantee an extreme flexibility to meet any lighting requirement.

To fully control the light beam, the ULTRA versions are equipped with an integrated supplied snoot and allow the insertion of numerous accessories such as the honeycomb and visor. The exact dimming of the emitting unit is guaranteed by the joint with a graduated reference scale printed on it, which ensures an orientation of 270° on the vertical axis. The high mechanical resistance technopolymer fixing plate allows 360° orientation on the horizontal axis, thus allowing the light beam to be directed according to individual requirements.

The electrical connections are made on the base by means of a watertight connector included. Version including a bollard as an accessory, equipped with a neoprene cable for remote electrical connection.

The family is completed by a series of accessories for solid surface and mast installation.

Ausführungen / Colours

Spine



01 White



06 Grey



12 Forest Green





18 Deep Brown






30 Black



33 Anthracite

		SPINE ABSOLUTE	
		SPINE 1 ABSOLUTE	SPINE 2 ABSOLUTE
MODEL			
	SIZE	ø70	ø90
LIGHT BEAM	Spot	Spot	
	Medium Flood	Medium Flood	
POWER	11W	19,5W	
FLUX 4000K	Up to 1011 lm	Up to 2120 lm	
CCT	2700K		
	3000K		
	4000K		
CRI	80		
CONTROL	on-off 230V	on-off 230V	
	DALI *	DALI 230V	
	1-10V *	1-10V 230V	
OPTICAL ACC.	<ul style="list-style-type: none"> Honeycomb louvre 		
**MOUNTING OPTIONS	Ground Spike		
	Rod		
	L Bracket		
	Pole		





					SPINE PRO				
		SPINE 1 PRO		SPINE 1 PRO HP		SPINE 2 PRO			
MODEL									
	SIZE	ø70		ø70		ø90			
LIGHT BEAM	Narrow Spot	Spot	Spot	Narrow Spot	Spot				
		Medium Flood	Medium Flood		Medium Flood				
		Flood	Flood		Flood				
		Wide Flood	Wide Flood		Wide Flood				
		Elliptical 1	Elliptical 1		Elliptical 1				
		Elliptical 2	Elliptical 2		Elliptical 2				
	Wall Washer	Wall Washer		Wall Washer					
POWER	3,5W	7,9W	10,5W	4,1W	10,5W				
FLUX 4000K	Up to 154 lm	Up to 591 lm	Up to 730 lm	Up to 247 lm	Up to 846 lm				
CCT	2200K *								
	2700K								
	3000K								
	4000K								
CRI	80								
CONTROL	on-off 230V			on-off 230V					
	DALI *			DALI 230V					
	1-10V *			1-10V 230V					
OPTICAL ACC.	<ul style="list-style-type: none"> Honeycomb louvre 	<ul style="list-style-type: none"> Honeycomb louvre Converter lens (medium flood/flood/wide flood/elliptical 1/ elliptical 2/wall washer) 							
**MOUNTING OPTIONS	Ground Spike								
	Rod								
	L Bracket								
	Pole								

* Auf Anfrage / On demand

** Siehe nächste Seite /See next page

SPINE 2 PRO HP

ø90
Spot
Medium Flood
Flood
Wide Flood
Elliptical 1
Elliptical 2
Wall Washer
17W
Up to 1548 lm
2200K *
2700K
3000K
4000K
80
on-off 230V
DALI 230V
1-10V 230V
Ground Spike
Rod
L Bracket
Pole

SPINE ULTRA					
SPINE 1 ULTRA		SPINE 1 ULTRA HP	SPINE 2 ULTRA		SPINE 2 ULTRA HP
					
ø70		ø70	ø90		ø90
Narrow Spot	Spot	Spot	Narrow Spot	Spot	Spot
	Medium Flood	Medium Flood		Medium Flood	Medium Flood
	Flood	Flood		Flood	Flood
	Wide Flood	Wide Flood		Wide Flood	Wide Flood
	Elliptical 1	Elliptical 1		Elliptical 1	Elliptical 1
	Elliptical 2	Elliptical 2		Elliptical 2	Elliptical 2
	Wall Washer	Wall Washer		Wall Washer	Wall Washer
3,5W	7,9W	10,5W	4,1W	10,5W	17W
Up to 154 lm	Up to 591 lm	Up to 730 lm	Up to 247 lm	Up to 846 lm	Up to 1548 lm
2200K *					
2700K					
3000K					
4000K					
80					
on-off 230V			on-off 230V		
DALI *			DALI 230V		
1-10V *			1-10V 230V		
<ul style="list-style-type: none"> • Honeycomb louvre • Converter lens (medium flood/flood/wide flood/elliptical 1/ elliptical 2/wall washer) • Visor 					
Ground Spike					
Rod					
L Bracket					
Pole					

* Auf Anfrage / On demand

** Siehe nächste Seite / See next page

MOUNTING OPTIONS

Spine

Ø70 / Ø90

Absolute / Pro / Ultra



Spine F

Ø70 / Ø90

Absolute / Pro / Ultra



5m Neopren-Kabelabschnitt (10m auf Anfrage) für den Fernanschluss.

Neoprene output cable for remote electrical connection.

Spine L

Ø70 / Ø90

Absolute / Pro / Ultra



5m Neopren-Kabelabschnitt (10m auf Anfrage) für den Fernanschluss.

Neoprene output cable for remote electrical connection.

Spine T

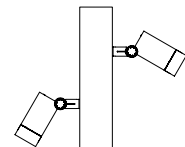
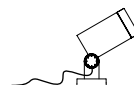
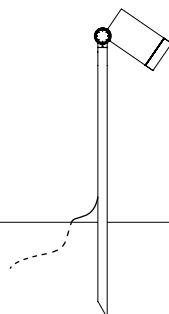
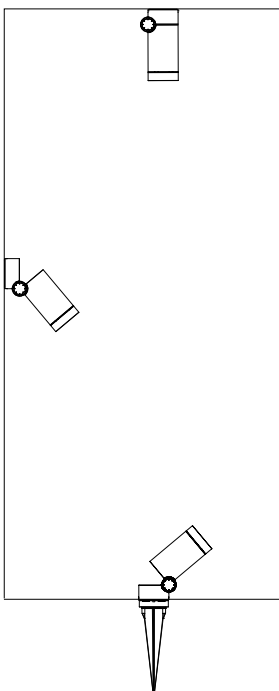
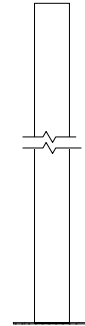
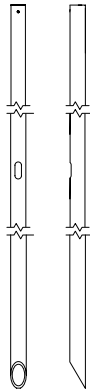
Ø70 / Ø90

Absolute / Pro / Ultra



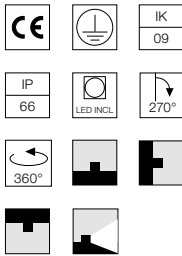
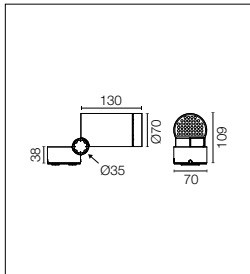
5m Neopren-Kabelabschnitt (10m auf Anfrage) für den Fernanschluss.

Neoprene output cable for remote electrical connection.





Spine 1 Absolute



LED-COB-Lichtquelle im Lieferumfang enthalten. Integriertes Netzteil 220-240V mit EIN/AUS-Schalter. Ankerplatte im Lieferumfang enthalten. Der elektrische Anschluss erfolgt im Inneren der Platte über eine mitgelieferte wasserdichte Anschlussbuchse. Um die Abdichtung zu gewährleisten, ist es ratsam, flexible Kabel für den Außenbereich zu verwenden. Der Metallspieß für die Bodenmontage muss separat bestellt werden. Auf Anfrage in dimmbarer Ausführung, 1-10V oder durch DALI, mit Fernspeisung 24Vdc.

LED COB light source included. Integrated electric power supply 220-240V ON/OFF. Fixing plate included. The electrical connection is made on the inside of the plate by means of a watertight connector included. To guarantee its water tightness, it is recommended to use flexible cables designed for outdoor use. Ground spike for ground installations to be ordered separately. Upon request: 1-10V or DALI dimmable version with 24Vdc remote power supply.

Optic Spot 15°

CoB Led: 11W - 1247 lm ≠ FIXT 923 lm - 2700K/CRI 80 - 220-240V / 11W - 1325 lm ≠ FIXT 982 lm - 3000K/CRI 80 - 220-240V / 11W - 1364 lm ≠ FIXT 1011 lm - 4000K/CRI 80 - 220-240V

2700K

Non Dimmable

- F025A2BA001
- F025A2BA006
- F025A2BA012
- F025A2BA018
- F025A2BA030
- F025A2BA033

3000K

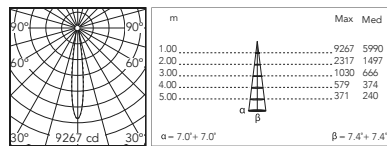
Non Dimmable

- F025A3BA001
- F025A3BA006
- F025A3BA012
- F025A3BA018
- F025A3BA030
- F025A3BA033

4000K

Non Dimmable

- F025A4BA001
- F025A4BA006
- F025A4BA012
- F025A4BA018
- F025A4BA030
- F025A4BA033



@ 3000K

Optic Medium Flood 33°

CoB Led: 11W - 1247 lm ≠ FIXT 906 lm - 2700K/CRI 80 - 220-240V / 11W - 1325 lm ≠ FIXT 964 lm - 3000K/CRI 80 - 220-240V / 11W - 1364 lm ≠ FIXT 993 lm - 4000K/CRI 80 - 220-240V

2700K

Non Dimmable

- F025A2CA001
- F025A2CA006
- F025A2CA012
- F025A2CA018
- F025A2CA030
- F025A2CA033

3000K

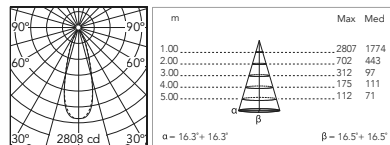
Non Dimmable

- F025A3CA001
- F025A3CA006
- F025A3CA012
- F025A3CA018
- F025A3CA030
- F025A3CA033

4000K

Non Dimmable

- F025A4CA001
- F025A4CA006
- F025A4CA012
- F025A4CA018
- F025A4CA030
- F025A4CA033



@ 3000K

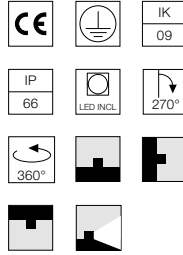
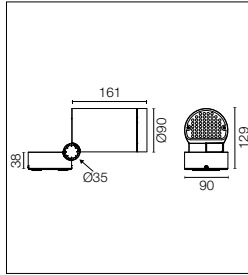
Spine 1 Absolute: Zubehörteile / Accessories

Erdspieß. Ground spike. F026Z010000



Honeycomb Honeycomb Louvre F025Z060000





LED-COB-Lichtquelle im Lieferumfang enthalten. Integriertes Netzteil 220-240V mit EIN/AUS-Schalter, dimmbar 1-10V oder durch DALI. Ankerplatte im Lieferumfang enthalten. Der elektrische Anschluss erfolgt im Inneren der Platte über eine mitgelieferte wasserdichte Anschlussbuchse. Um die Abdichtung zu gewährleisten, ist es ratsam, flexible Kabel für den Außenbereich zu verwenden. Der Metallspieß für die Bodenmontage muss separat bestellt werden.

LED COB light source included. Integrated electric power supply 220-240V ON/OFF and adjustable 1-10V or DALI. Fixing plate included. The electrical connection is made on the inside of the plate by means of a watertight connector included. To guarantee its water tightness, it is recommended to use flexible cables designed for outdoor use. Ground spike for ground installations to be ordered separately.

Optic Spot 22°

CoB Led: 19,5W - 2197 lm ≠ FIXT 1939 lm - 2700K/CRI 80 - 220-240V / 19,5W - 2367 lm ≠ FIXT 2085 lm - 3000K/CRI 80 - 220-240V / 19,5W - 2497 lm ≠ FIXT 2120 lm - 4000K/CRI 80 - 220-240V

2700K

Non Dimmable

- F026A2BA001
- F026A2BA006
- F026A2BA012
- F026A2BA018
- F026A2BA030
- F026A2BA033
- 1-10V
- F026A2BB001
- F026A2BB006
- F026A2BB012
- F026A2BB018
- F026A2BB030
- F026A2BB033
- Dali
- F026A2BD001
- F026A2BD006
- F026A2BD012
- F026A2BD018
- F026A2BD030
- F026A2BD033

3000K

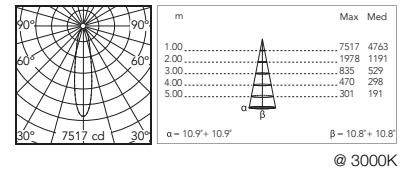
Non Dimmable

- F026A3BA001
- F026A3BA006
- F026A3BA012
- F026A3BA018
- F026A3BA030
- F026A3BA033
- 1-10V
- F026A3BB001
- F026A3BB006
- F026A3BB012
- F026A3BB018
- F026A3BB030
- F026A3BB033
- Dali
- F026A3BD001
- F026A3BD006
- F026A3BD012
- F026A3BD018
- F026A3BD030
- F026A3BD033

4000K

Non Dimmable

- F026A4BA001
- F026A4BA006
- F026A4BA012
- F026A4BA018
- F026A4BA030
- F026A4BA033
- 1-10V
- F026A4BB001
- F026A4BB006
- F026A4BB012
- F026A4BB018
- F026A4BB030
- F026A4BB033
- Dali
- F026A4BD001
- F026A4BD006
- F026A4BD012
- F026A4BD018
- F026A4BD030
- F026A4BD033



Optic Medium Flood 43°

CoB Led: 19,5W - 2197 lm ≠ FIXT 2026 lm - 2700K/CRI 80 - 220-240V / 19,5W - 2367 lm ≠ FIXT 2178 lm - 3000K/CRI 80 - 220-240V / 19,5W - 2497 lm ≠ FIXT 2298 lm - 4000K/CRI 80 - 220-240V

2700K

Non Dimmable

- F026A2CA001
- F026A2CA006
- F026A2CA012
- F026A2CA018
- F026A2CA030
- F026A2CA033
- 1-10V
- F026A2CB001
- F026A2CB006
- F026A2CB012
- F026A2CB018
- F026A2CB030
- F026A2CB033
- Dali
- F026A2CD001
- F026A2CD006
- F026A2CD012
- F026A2CD018
- F026A2CD030
- F026A2CD033

3000K

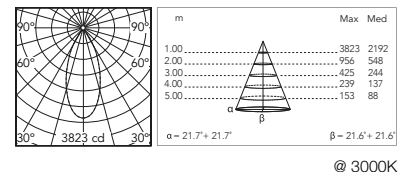
Non Dimmable

- F026A3CA001
- F026A3CA006
- F026A3CA012
- F026A3CA018
- F026A3CA030
- F026A3CA033
- 1-10V
- F026A3CB001
- F026A3CB006
- F026A3CB012
- F026A3CB018
- F026A3CB030
- F026A3CB033
- Dali
- F026A3CD001
- F026A3CD006
- F026A3CD012
- F026A3CD018
- F026A3CD030
- F026A3CD033

4000K

Non Dimmable

- F026A4CA001
- F026A4CA006
- F026A4CA012
- F026A4CA018
- F026A4CA030
- F026A4CA033
- 1-10V
- F026A4CB001
- F026A4CB006
- F026A4CB012
- F026A4CB018
- F026A4CB030
- F026A4CB033
- Dali
- F026A4CD001
- F026A4CD006
- F026A4CD012
- F026A4CD018
- F026A4CD030
- F026A4CD033



Spine 2 Absolute: Zubehörteile / Accessories

Erdspieß.

Ground spike.

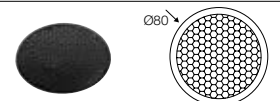
F026Z010000

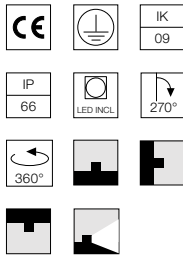
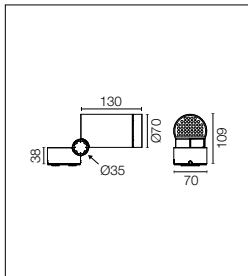


Honeycomb

Honeycomb Louvre

F026Z060000





Power-LED-Quelle im Lieferumfang enthalten. Ausgestattet mit integriertem Snoot für einen gesteigerten visuellen Komfort. Die als Zubehör erhältlichen Kollimatoren dienen der Regelung der Abstrahlwinkel. Integriertes Netzteil 220-240V mit EIN/AUS-Schalter. Ankerplatte im Lieferumfang enthalten. Der elektrische Anschluss erfolgt im Inneren der Platte über eine mitgelieferte wasserdichte Anschlussbuchse. Um die Abdichtung zu gewährleisten, ist es ratsam, flexible Kabel für den Außenbereich zu verwenden. Der Metallspieß für die Bodenmontage muss separat bestellt werden. Auf Anfrage in dimmbarer Ausführung, 1-10V oder durch DALI, mit Fernspeisung 24Vdc.

Power LED source included. Equipped with an integrated snoot for higher visual comfort. Collimators are available as an accessory to modify the beam opening. Integrated electric power supply 220-240V ON/OFF. Fixing plate included. The electrical connection is made on the inside of the plate by means of a watertight connector included. To guarantee its water tightness, it is recommended to use flexible cables designed for outdoor use. Ground spike for ground installations to be ordered separately. Upon request: 1-10V or DALI dimmable version with 24Vdc remote power supply.

2200K auf Anfrage erhältlich.

2200K available on request.

Optic Narrow Spot 7°

Power Led: 3,5W - 168 lm ≠ FIXT 143 lm - 2700K/CRI 80 - 220-240V / 3,5W - 174 lm ≠ FIXT 149 lm - 3000K/CRI 80 - 220-240V / 3,5W - 180 lm ≠ FIXT 154 lm - 4000K/CRI 80 - 220-240V

2700K

Non Dimmable

- F025D2AA001
- F025D2AA006
- F025D2AA012
- F025D2AA018
- F025D2AA030
- F025D2AA033

3000K

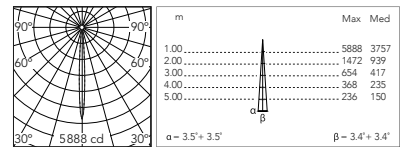
Non Dimmable

- F025D3AA001
- F025D3AA006
- F025D3AA012
- F025D3AA018
- F025D3AA030
- F025D3AA033

4000K

Non Dimmable

- F025D4AA001
- F025D4AA006
- F025D4AA012
- F025D4AA018
- F025D4AA030
- F025D4AA033



@ 3000K

Optic Spot 14°

Power Led: 7,9W - 671 lm ≠ FIXT 550 lm - 2700K/CRI 80 - 220-240V / 7,9W - 696 lm ≠ FIXT 571 lm - 3000K/CRI 80 - 220-240V / 7,9W - 720 lm ≠ FIXT 591 lm - 4000K/CRI 80 - 220-240V

2700K

Non Dimmable

- F025D2BA001
- F025D2BA006
- F025D2BA012
- F025D2BA018
- F025D2BA030
- F025D2BA033

3000K

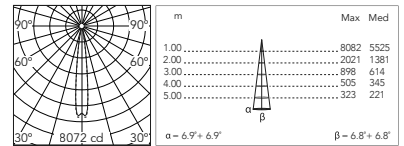
Non Dimmable

- F025D3BA001
- F025D3BA006
- F025D3BA012
- F025D3BA018
- F025D3BA030
- F025D3BA033

4000K

Non Dimmable

- F025D4BA001
- F025D4BA006
- F025D4BA012
- F025D4BA018
- F025D4BA030
- F025D4BA033



@ 3000K

Optic Medium Flood 24,5°

Power Led: 7,9W - 671 lm ≠ FIXT 499 lm - 2700K/CRI 80 - 220-240V / 7,9W - 696 lm ≠ FIXT 518 lm - 3000K/CRI 80 - 220-240V / 7,9W - 720 lm ≠ FIXT 536 lm - 4000K/CRI 80 - 220-240V

2700K

Non Dimmable

- F025D2CA001
- F025D2CA006
- F025D2CA012
- F025D2CA018
- F025D2CA030
- F025D2CA033

3000K

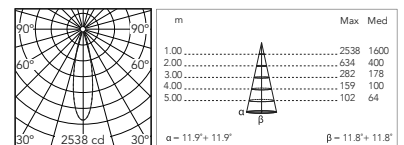
Non Dimmable

- F025D3CA001
- F025D3CA006
- F025D3CA012
- F025D3CA018
- F025D3CA030
- F025D3CA033

4000K

Non Dimmable

- F025D4CA001
- F025D4CA006
- F025D4CA012
- F025D4CA018
- F025D4CA030
- F025D4CA033



@ 3000K

Optic Flood 32°

Power Led: 7,9W - 671 lm ≠ FIXT 482 lm - 2700K/CRI 80 - 220-240V / 7,9W - 696 lm ≠ FIXT 500 lm - 3000K/CRI 80 - 220-240V / 7,9W - 720 lm ≠ FIXT 518 lm - 4000K/CRI 80 - 220-240V

2700K

Non Dimmable

- F025D2DA001
- F025D2DA006
- F025D2DA012
- F025D2DA018
- F025D2DA030
- F025D2DA033

3000K

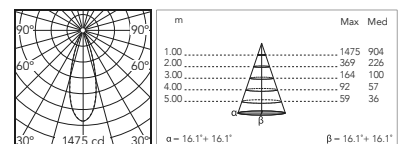
Non Dimmable

- F025D3DA001
- F025D3DA006
- F025D3DA012
- F025D3DA018
- F025D3DA030
- F025D3DA033

4000K

Non Dimmable

- F025D4DA001
- F025D4DA006
- F025D4DA012
- F025D4DA018
- F025D4DA030
- F025D4DA033



@ 3000K

Spine 1 Pro

Optic Wide Flood 49°

Power Led: 7,9W - 671 lm ≠ FIXT 480 lm - 2700K/CRI 80 - 220-240V / 7,9W - 696 lm ≠ FIXT 490 lm - 3000K/CRI 80 - 220-240V / 7,9W - 720 lm ≠ FIXT 505 lm - 4000K/CRI 80 - 220-240V

2700K

Non Dimmable

- F025D2EA001
- F025D2EA006
- F025D2EA012
- F025D2EA018
- F025D2EA030
- F025D2EA033

3000K

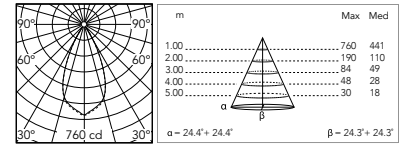
Non Dimmable

- F025D3EA001
- F025D3EA006
- F025D3EA012
- F025D3EA018
- F025D3EA030
- F025D3EA033

4000K

Non Dimmable

- F025D4EA001
- F025D4EA006
- F025D4EA012
- F025D4EA018
- F025D4EA030
- F025D4EA033



@ 3000K

Optic Elliptical 1 13,5° x 50°

Power Led: 7,9W - 671 lm ≠ FIXT 500 lm - 2700K/CRI 80 - 220-240V / 7,9W - 696 lm ≠ FIXT 519 lm - 3000K/CRI 80 - 220-240V / 7,9W - 720 lm ≠ FIXT 537 lm - 4000K/CRI 80 - 220-240V

2700K

Non Dimmable

- F025D2FA001
- F025D2FA006
- F025D2FA012
- F025D2FA018
- F025D2FA030
- F025D2FA033

3000K

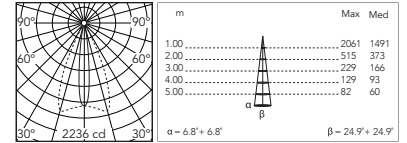
Non Dimmable

- F025D3FA001
- F025D3FA006
- F025D3FA012
- F025D3FA018
- F025D3FA030
- F025D3FA033

4000K

Non Dimmable

- F025D4FA001
- F025D4FA006
- F025D4FA012
- F025D4FA018
- F025D4FA030
- F025D4FA033



@ 3000K

Optic Elliptical 2 26° x 51°

Power Led: 7,9W - 671 lm ≠ FIXT 487 lm - 2700K/CRI 80 - 220-240V / 7,9W - 696 lm ≠ FIXT 505 lm - 3000K/CRI 80 - 220-240V / 7,9W - 720 lm ≠ FIXT 523 lm - 4000K/CRI 80 - 220-240V

2700K

Non Dimmable

- F025D2GA001
- F025D2GA006
- F025D2GA012
- F025D2GA018
- F025D2GA030
- F025D2GA033

3000K

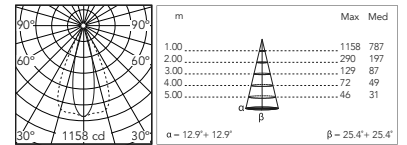
Non Dimmable

- F025D3GA001
- F025D3GA006
- F025D3GA012
- F025D3GA018
- F025D3GA030
- F025D3GA033

4000K

Non Dimmable

- F025D4GA001
- F025D4GA006
- F025D4GA012
- F025D4GA018
- F025D4GA030
- F025D4GA033



@ 3000K

Optic Wall Washer

Power Led: 7,9W - 671 lm ≠ FIXT 471 lm - 2700K/CRI 80 - 220-240V / 7,9W - 696 lm ≠ FIXT 489 lm - 3000K/CRI 80 - 220-240V / 7,9W - 720 lm ≠ FIXT 506 lm - 4000K/CRI 80 - 220-240V

2700K

Non Dimmable

- F025D2HA001
- F025D2HA006
- F025D2HA012
- F025D2HA018
- F025D2HA030
- F025D2HA033

3000K

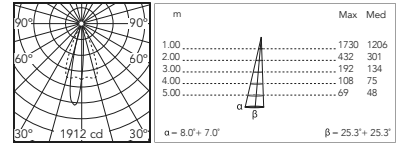
Non Dimmable

- F025D3HA001
- F025D3HA006
- F025D3HA012
- F025D3HA018
- F025D3HA030
- F025D3HA033

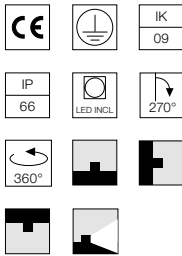
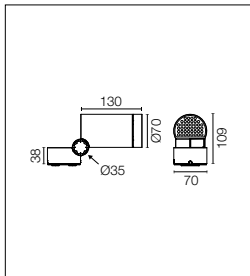
4000K

Non Dimmable

- F025D4HA001
- F025D4HA006
- F025D4HA012
- F025D4HA018
- F025D4HA030
- F025D4HA033



@ 3000K



Energieeffiziente Power-LED-Lichtquelle im Lieferumfang enthalten. Ausgestattet mit integriertem Snoot für einen gesteigerten visuellen Komfort. Die als Zubehör erhältlichen Kollimatoren dienen der Regelung der Abstrahlwinkel. Integriertes Netzteil 220-240V mit EIN/AUS-Schalter. Ankerplatte im Lieferumfang enthalten. Der elektrische Anschluss erfolgt im Inneren der Platte über eine mitgelieferte wasserdichte Anschlussbuchse. Um die Abdichtung zu gewährleisten, ist es ratsam, flexible Kabel für den Außenbereich zu verwenden. Der Metallspieß für die Bodenmontage muss separat bestellt werden. Auf Anfrage in dimmbarer Ausführung, 1-10V oder durch DALI, mit Fernspeisung 24Vdc.

Energy-efficient Power LED source included Equipped with an integrated snoot for higher visual comfort. Collimators are available as an accessory to modify the beam opening. Integrated electric power supply 220-240V ON/OFF. Fixing plate included. The electrical connection is made on the inside of the plate by means of a watertight connector included. To guarantee its water tightness, it is recommended to use flexible cables designed for outdoor use. Ground spike for ground installations to be ordered separately. Upon request: 1-10V or DALI dimmable version with 24Vdc remote power supply.

Optic Spot 12°

Power Led: 10,5W - 920 lm ≠ FIXT 680 lm - 2700K/CRI 80 - 220-240V / 10,5W - 966 lm ≠ FIXT 706 lm - 3000K/CRI 80 - 220-240V / 10,5W - 1012 lm ≠ FIXT 730 lm - 4000K/CRI 80 - 220-240V

2700K

Non Dimmable

- F025E2BA001
- F025E2BA006
- F025E2BA012
- F025E2BA018
- F025E2BA030
- F025E2BA033

3000K

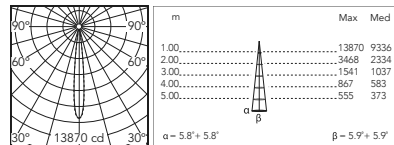
Non Dimmable

- F025E3BA001
- F025E3BA006
- F025E3BA012
- F025E3BA018
- F025E3BA030
- F025E3BA033

4000K

Non Dimmable

- F025E4BA001
- F025E4BA006
- F025E4BA012
- F025E4BA018
- F025E4BA030
- F025E4BA033



@ 3000K

Optic Medium Flood 26,5°

Power Led: 10,5W - 920 lm ≠ FIXT 594 lm - 2700K/CRI 80 - 220-240V / 10,5W - 966 lm ≠ FIXT 630 lm - 3000K/CRI 80 - 220-240V / 10,5W - 1012 lm ≠ FIXT 654 lm - 4000K/CRI 80 - 220-240V

2700K

Non Dimmable

- F025E2CA001
- F025E2CA006
- F025E2CA012
- F025E2CA018
- F025E2CA030
- F025E2CA033

3000K

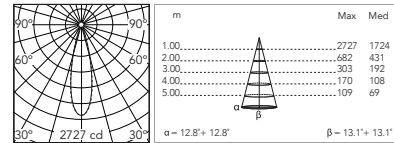
Non Dimmable

- F025E3CA001
- F025E3CA006
- F025E3CA012
- F025E3CA018
- F025E3CA030
- F025E3CA033

4000K

Non Dimmable

- F025E4CA001
- F025E4CA006
- F025E4CA012
- F025E4CA018
- F025E4CA030
- F025E4CA033



@ 3000K

Optic Flood 33,5°

Power Led: 10,5W - 920 lm ≠ FIXT 592 lm - 2700K/CRI 80 - 220-240V / 10,5W - 966 lm ≠ FIXT 627 lm - 3000K/CRI 80 - 220-240V / 10,5W - 1012 lm ≠ FIXT 651 lm - 4000K/CRI 80 - 220-240V

2700K

Non Dimmable

- F025E2DA001
- F025E2DA006
- F025E2DA012
- F025E2DA018
- F025E2DA030
- F025E2DA033

3000K

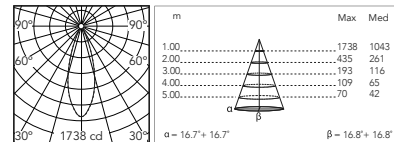
Non Dimmable

- F025E3DA001
- F025E3DA006
- F025E3DA012
- F025E3DA018
- F025E3DA030
- F025E3DA033

4000K

Non Dimmable

- F025E4DA001
- F025E4DA006
- F025E4DA012
- F025E4DA018
- F025E4DA030
- F025E4DA033



@ 3000K

Optic Wide Flood 50°

Power Led: 10,5W - 920 lm ≠ FIXT 591 lm - 2700K/CRI 80 - 220-240V / 10,5W - 966 lm ≠ FIXT 619 lm - 3000K/CRI 80 - 220-240V / 10,5W - 1012 lm ≠ FIXT 650 lm - 4000K/CRI 80 - 220-240V

2700K

Non Dimmable

- F025E2EA001
- F025E2EA006
- F025E2EA012
- F025E2EA018
- F025E2EA030
- F025E2EA033

3000K

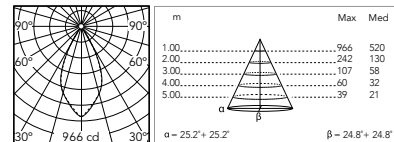
Non Dimmable

- F025E3EA001
- F025E3EA006
- F025E3EA012
- F025E3EA018
- F025E3EA030
- F025E3EA033

4000K

Non Dimmable

- F025E4EA001
- F025E4EA006
- F025E4EA012
- F025E4EA018
- F025E4EA030
- F025E4EA033



@ 3000K

Spine 1 Pro Hp

Optic Elliptical 1 11,5° x 49°

Power Led: 10,5W - 920 lm ≠ FIXT 603 lm - 2700K/CRI 80 - 220-240V / 10,5W - 966 lm ≠ FIXT 639 lm - 3000K/CRI 80 - 220-240V / 10,5W - 1012 lm ≠ FIXT 663 lm - 4000K/CRI 80 - 220-240V

2700K

Non Dimmable

- F025E2FA001
- F025E2FA006
- F025E2FA012
- F025E2FA018
- F025E2FA030
- F025E2FA033

3000K

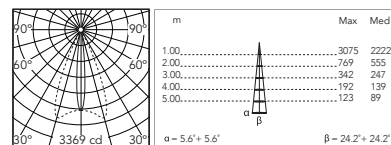
Non Dimmable

- F025E3FA001
- F025E3FA006
- F025E3FA012
- F025E3FA018
- F025E3FA030
- F025E3FA033

4000K

Non Dimmable

- F025E4FA001
- F025E4FA006
- F025E4FA012
- F025E4FA018
- F025E4FA030
- F025E4FA033



@ 3000K

Optic Elliptical 2 25,5° x 50°

Power Led: 10,5W - 920 lm ≠ FIXT 601 lm - 2700K/CRI 80 - 220-240V / 10,5W - 966 lm ≠ FIXT 624 lm - 3000K/CRI 80 - 220-240V / 10,5W - 1012 lm ≠ FIXT 645 lm - 4000K/CRI 80 - 220-240V

2700K

Non Dimmable

- F025E2GA001
- F025E2GA006
- F025E2GA012
- F025E2GA018
- F025E2GA030
- F025E2GA033

3000K

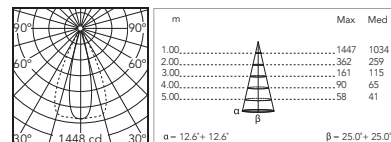
Non Dimmable

- F025E3GA001
- F025E3GA006
- F025E3GA012
- F025E3GA018
- F025E3GA030
- F025E3GA033

4000K

Non Dimmable

- F025E4GA001
- F025E4GA006
- F025E4GA012
- F025E4GA018
- F025E4GA030
- F025E4GA033



@ 3000K

Optic Wall Washer

Power Led: 10,5W - 920 lm ≠ FIXT 574 lm - 2700K/CRI 80 - 220-240V / 10,5W - 966 lm ≠ FIXT 609 lm - 3000K/CRI 80 - 220-240V / 10,5W - 1012 lm ≠ FIXT 631 lm - 4000K/CRI 80 - 220-240V

2700K

Non Dimmable

- F025E2HA001
- F025E2HA006
- F025E2HA012
- F025E2HA018
- F025E2HA030
- F025E2HA033

3000K

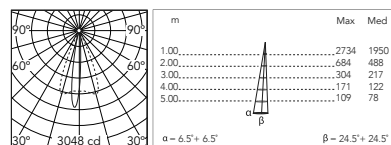
Non Dimmable

- F025E3HA001
- F025E3HA006
- F025E3HA012
- F025E3HA018
- F025E3HA030
- F025E3HA033

4000K

Non Dimmable

- F025E4HA001
- F025E4HA006
- F025E4HA012
- F025E4HA018
- F025E4HA030
- F025E4HA033



@ 3000K

Spine 1 Pro: Zubehörteile / Accessories

Erdspieß.

Ground spike.

F026Z010000



Honeycomb

Honeycomb Louvre

F025Z060000

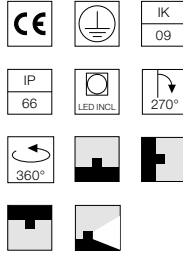
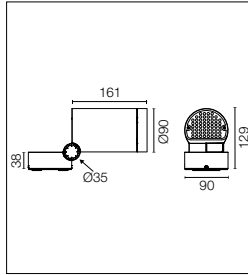


Konverterlinse / Converter lenses:

- Converter Spine 1 Optic Medium Flood
- Converter Spine 1 Optic Flood
- Converter Spine 1 Optic Wide Flood
- Converter Spine 1 Optic Elliptic 1
- Converter Spine 1 Optic Elliptic 2
- Converter Spine 1 Optic Wall Washer

F029Z010000
F029Z011000
F029Z012000
F029Z013000
F029Z014000
F029Z015000





Power-LED-Lichtquelle im Lieferumfang enthalten. Ausgestattet mit integriertem Snoot für einen höheren visuellen Komfort. Die als Zubehör erhältlichen Kollimatoren dienen der Regelung der Abstrahlwinkel. Integriertes Netzteil 220-240V EIN/AUS-Schalter, dimmbar 1-10V oder durch DALI. Ankerplatte im Lieferumfang enthalten. Der elektrische Anschluss erfolgt im Inneren der Platte über eine mitgelieferte wasserdichte Anschlussbuchse. Um die Abdichtung zu gewährleisten, ist es ratsam, flexible Kabel für den Außenbereich zu verwenden. Der Metallspieß für die Bodenmontage muss separat bestellt werden.

Power LED source included. Equipped with an integrated snoot for higher visual comfort. Collimators are available as an accessory to modify the beam opening. Integrated electric power supply 220-240V ON/OFF and adjustable 1-10V or DALI. Fixing plate included. The electrical connection is made on the inside of the plate by means of a watertight connector included. To guarantee its watertightness, it is recommended to use flexible cables designed for outdoor use. Ground spike for ground installations to be ordered separately.

Optic Narrow Spot
2200K auf Anfrage erhältlich.

Optic Narrow Spot
2200K available on request.

Optic Narrow Spot 6°

Power Led: 4,1W - 248 lm ≠ FIXT 230 lm - 2700K/CRI 80 - 220-240V / 4,1W - 258 lm ≠ FIXT 239 lm - 3000K/CRI 80 - 220-240V / 4,1W - 267 lm ≠ FIXT 247 lm - 4000K/CRI 80 - 220-240V

2700K

Non Dimmable

- F026D2AA001
- F026D2AA006
- F026D2AA012
- F026D2AA018
- F026D2AA030
- F026D2AA033
- 1-10V
- F026D2AB001
- F026D2AB006
- F026D2AB012
- F026D2AB018
- F026D2AB030
- F026D2AB033
- Dali
- F026D2AD001
- F026D2AD006
- F026D2AD012
- F026D2AD018
- F026D2AD030
- F026D2AD033

3000K

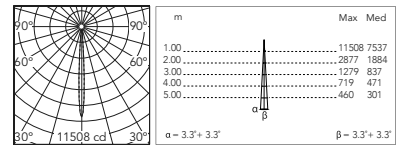
Non Dimmable

- F026D3AA001
- F026D3AA006
- F026D3AA012
- F026D3AA018
- F026D3AA030
- F026D3AA033
- 1-10V
- F026D3AB001
- F026D3AB006
- F026D3AB012
- F026D3AB018
- F026D3AB030
- F026D3AB033
- Dali
- F026D3AD001
- F026D3AD006
- F026D3AD012
- F026D3AD018
- F026D3AD030
- F026D3AD033

4000K

Non Dimmable

- F026D4AA001
- F026D4AA006
- F026D4AA012
- F026D4AA018
- F026D4AA030
- F026D4AA033
- 1-10V
- F026D4AB001
- F026D4AB006
- F026D4AB012
- F026D4AB018
- F026D4AB030
- F026D4AB033
- Dali
- F026D4AD001
- F026D4AD006
- F026D4AD012
- F026D4AD018
- F026D4AD030
- F026D4AD033



@ 3000K

Optic Spot 9,5°

Power Led: 10,5W - 920 lm ≠ FIXT 769 lm - 2700K/CRI 80 - 220-240V / 10,5W - 966 lm ≠ FIXT 808 lm - 3000K/CRI 80 - 220-240V / 10,5W - 1012 lm ≠ FIXT 846 lm - 4000K/CRI 80 - 220-240V

2700K

Non Dimmable

- F026D2BA001
- F026D2BA006
- F026D2BA012
- F026D2BA018
- F026D2BA030
- F026D2BA033
- 1-10V
- F026D2BB001
- F026D2BB006
- F026D2BB012
- F026D2BB018
- F026D2BB030
- F026D2BB033
- Dali
- F026D2BD001
- F026D2BD006
- F026D2BD012
- F026D2BD018
- F026D2BD030
- F026D2BD033

3000K

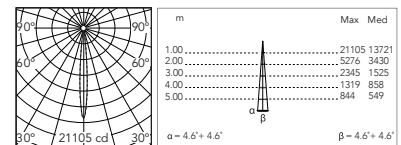
Non Dimmable

- F026D3BA001
- F026D3BA006
- F026D3BA012
- F026D3BA018
- F026D3BA030
- F026D3BA033
- 1-10V
- F026D3BB001
- F026D3BB006
- F026D3BB012
- F026D3BB018
- F026D3BB030
- F026D3BB033
- Dali
- F026D3BD001
- F026D3BD006
- F026D3BD012
- F026D3BD018
- F026D3BD030
- F026D3BD033

4000K

Non Dimmable

- F026D4BA001
- F026D4BA006
- F026D4BA012
- F026D4BA018
- F026D4BA030
- F026D4BA033
- 1-10V
- F026D4BB001
- F026D4BB006
- F026D4BB012
- F026D4BB018
- F026D4BB030
- F026D4BB033
- Dali
- F026D4BD001
- F026D4BD006
- F026D4BD012
- F026D4BD018
- F026D4BD030
- F026D4BD033



@ 3000K

Optic Medium Flood 28°

Power Led: 10,5W - 920 lm ≠ FIXT 715 lm - 2700K/CRI 80 - 220-240V / 10,5W - 966 lm ≠ FIXT 742 lm - 3000K/CRI 80 - 220-240V / 10,5W - 1012 lm ≠ FIXT 767 lm - 4000K/CRI 80 - 220-240V

2700K

Non Dimmable

- F026D2CA001
- F026D2CA006
- F026D2CA012
- F026D2CA018
- F026D2CA030
- F026D2CA033
- 1-10V
- F026D2CB001
- F026D2CB006
- F026D2CB012
- F026D2CB018
- F026D2CB030
- F026D2CB033
- Dali
- F026D2CD001
- F026D2CD006
- F026D2CD012
- F026D2CD018
- F026D2CD030
- F026D2CD033

3000K

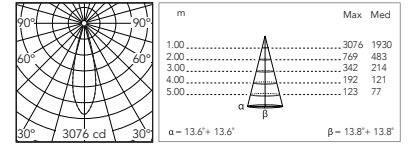
Non Dimmable

- F026D3CA001
- F026D3CA006
- F026D3CA012
- F026D3CA018
- F026D3CA030
- F026D3CA033
- 1-10V
- F026D3CB001
- F026D3CB006
- F026D3CB012
- F026D3CB018
- F026D3CB030
- F026D3CB033
- Dali
- F026D3CD001
- F026D3CD006
- F026D3CD012
- F026D3CD018
- F026D3CD030
- F026D3CD033

4000K

Non Dimmable

- F026D4CA001
- F026D4CA006
- F026D4CA012
- F026D4CA018
- F026D4CA030
- F026D4CA033
- 1-10V
- F026D4CB001
- F026D4CB006
- F026D4CB012
- F026D4CB018
- F026D4CB030
- F026D4CB033
- Dali
- F026D4CD001
- F026D4CD006
- F026D4CD012
- F026D4CD018
- F026D4CD030
- F026D4CD033



@ 3000K

Optic Flood 33°

Power Led: 10,5W - 920 lm ≠ FIXT 695 lm - 2700K/CRI 80 - 220-240V / 10,5W - 966 lm ≠ FIXT 721 lm - 3000K/CRI 80 - 220-240V / 10,5W - 1012 lm ≠ FIXT 746 lm - 4000K/CRI 80 - 220-240V

2700K

Non Dimmable

- F026D2DA001
- F026D2DA006
- F026D2DA012
- F026D2DA018
- F026D2DA030
- F026D2DA033
- 1-10V
- F026D2DB001
- F026D2DB006
- F026D2DB012
- F026D2DB018
- F026D2DB030
- F026D2DB033
- Dali
- F026D2DD001
- F026D2DD006
- F026D2DD012
- F026D2DD018
- F026D2DD030
- F026D2DD033

3000K

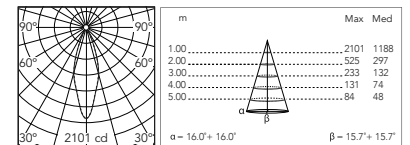
Non Dimmable

- F026D3DA001
- F026D3DA006
- F026D3DA012
- F026D3DA018
- F026D3DA030
- F026D3DA033
- 1-10V
- F026D3DB001
- F026D3DB006
- F026D3DB012
- F026D3DB018
- F026D3DB030
- F026D3DB033
- Dali
- F026D3DD001
- F026D3DD006
- F026D3DD012
- F026D3DD018
- F026D3DD030
- F026D3DD033

4000K

Non Dimmable

- F026D4DA001
- F026D4DA006
- F026D4DA012
- F026D4DA018
- F026D4DA030
- F026D4DA033
- 1-10V
- F026D4DB001
- F026D4DB006
- F026D4DB012
- F026D4DB018
- F026D4DB030
- F026D4DB033
- Dali
- F026D4DD001
- F026D4DD006
- F026D4DD012
- F026D4DD018
- F026D4DD030
- F026D4DD033



@ 3000K

Optic Wide Flood 51°

Power Led: 10,5W - 920 lm ≠ FIXT 711 lm - 2700K/CRI 80 - 220-240V / 10,5W - 966 lm ≠ FIXT 741 lm - 3000K/CRI 80 - 220-240V / 10,5W - 1012 lm ≠ FIXT 778 lm - 4000K/CRI 80 - 220-240V

2700K

Non Dimmable

- F026D2EA001
- F026D2EA006
- F026D2EA012
- F026D2EA018
- F026D2EA030
- F026D2EA033
- 1-10V
- F026D2EB001
- F026D2EB006
- F026D2EB012
- F026D2EB018
- F026D2EB030
- F026D2EB033
- Dali
- F026D2ED001
- F026D2ED006
- F026D2ED012
- F026D2ED018
- F026D2ED030
- F026D2ED033

3000K

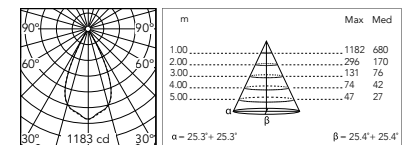
Non Dimmable

- F026D3EA001
- F026D3EA006
- F026D3EA012
- F026D3EA018
- F026D3EA030
- F026D3EA033
- 1-10V
- F026D3EB001
- F026D3EB006
- F026D3EB012
- F026D3EB018
- F026D3EB030
- F026D3EB033
- Dali
- F026D3ED001
- F026D3ED006
- F026D3ED012
- F026D3ED018
- F026D3ED030
- F026D3ED033

4000K

Non Dimmable

- F026D4EA001
- F026D4EA006
- F026D4EA012
- F026D4EA018
- F026D4EA030
- F026D4EA033
- 1-10V
- F026D4EB001
- F026D4EB006
- F026D4EB012
- F026D4EB018
- F026D4EB030
- F026D4EB033
- Dali
- F026D4ED001
- F026D4ED006
- F026D4ED012
- F026D4ED018
- F026D4ED030
- F026D4ED033



@ 3000K

Spine 2 Pro

Optic Elliptical 1 9,5° x 48°

Power Led: 10,5W - 920 lm ≠ FIXT 717 lm - 2700K/CRI 80 - 220-240V / 10,5W - 966 lm ≠ FIXT 744 lm - 3000K/CRI 80 - 220-240V / 10,5W - 1012 lm ≠ FIXT 770 lm - 4000K/CRI 80 - 220-240V

2700K

Non Dimmable

- F026D2FA001
- F026D2FA006
- F026D2FA012
- F026D2FA018
- F026D2FA030
- F026D2FA033
- 1-10V
- F026D2FB001
- F026D2FB006
- F026D2FB012
- F026D2FB018
- F026D2FB030
- F026D2FB033
- Dali
- F026D2FD001
- F026D2FD006
- F026D2FD012
- F026D2FD018
- F026D2FD030
- F026D2FD033

3000K

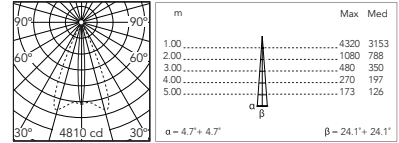
Non Dimmable

- F026D3FA001
- F026D3FA006
- F026D3FA012
- F026D3FA018
- F026D3FA030
- F026D3FA033
- 1-10V
- F026D3FB001
- F026D3FB006
- F026D3FB012
- F026D3FB018
- F026D3FB030
- F026D3FB033
- Dali
- F026D3FD001
- F026D3FD006
- F026D3FD012
- F026D3FD018
- F026D3FD030
- F026D3FD033

4000K

Non Dimmable

- F026D4FA001
- F026D4FA006
- F026D4FA012
- F026D4FA018
- F026D4FA030
- F026D4FA033
- 1-10V
- F026D4FB001
- F026D4FB006
- F026D4FB012
- F026D4FB018
- F026D4FB030
- F026D4FB033
- Dali
- F026D4FD001
- F026D4FD006
- F026D4FD012
- F026D4FD018
- F026D4FD030
- F026D4FD033



@ 3000K

Optic Elliptical 2 24° x 50°

Power Led: 10,5W - 920 lm ≠ FIXT 699 lm - 2700K/CRI 80 - 220-240V / 10,5W - 966 lm ≠ FIXT 725 lm - 3000K/CRI 80 - 220-240V / 10,5W - 1012 lm ≠ FIXT 750 lm - 4000K/CRI 80 - 220-240V

2700K

Non Dimmable

- F026D2GA001
- F026D2GA006
- F026D2GA012
- F026D2GA018
- F026D2GA030
- F026D2GA033
- 1-10V
- F026D2GB001
- F026D2GB006
- F026D2GB012
- F026D2GB018
- F026D2GB030
- F026D2GB033
- Dali
- F026D2GD001
- F026D2GD006
- F026D2GD012
- F026D2GD018
- F026D2GD030
- F026D2GD033

3000K

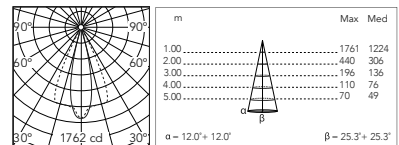
Non Dimmable

- F026D3GA001
- F026D3GA006
- F026D3GA012
- F026D3GA018
- F026D3GA030
- F026D3GA033
- 1-10V
- F026D3GB001
- F026D3GB006
- F026D3GB012
- F026D3GB018
- F026D3GB030
- F026D3GB033
- Dali
- F026D3GD001
- F026D3GD006
- F026D3GD012
- F026D3GD018
- F026D3GD030
- F026D3GD033

4000K

Non Dimmable

- F026D4GA001
- F026D4GA006
- F026D4GA012
- F026D4GA018
- F026D4GA030
- F026D4GA033
- 1-10V
- F026D4GB001
- F026D4GB006
- F026D4GB012
- F026D4GB018
- F026D4GB030
- F026D4GB033
- Dali
- F026D4GD001
- F026D4GD006
- F026D4GD012
- F026D4GD018
- F026D4GD030
- F026D4GD033



@ 3000K

Optic Wall Washer

Power Led: 10,5W - 920 lm ≠ FIXT 673 lm - 2700K/CRI 80 - 220-240V / 10,5W - 966 lm ≠ FIXT 698 lm - 3000K/CRI 80 - 220-240V / 10,5W - 1012 lm ≠ FIXT 672 lm - 4000K/CRI 80 - 220-240V

2700K

Non Dimmable

- F026D2HA001
- F026D2HA006
- F026D2HA012
- F026D2HA018
- F026D2HA030
- F026D2HA033
- 1-10V
- F026D2HB001
- F026D2HB006
- F026D2HB012
- F026D2HB018
- F026D2HB030
- F026D2HB033
- Dali
- F026D2HD001
- F026D2HD006
- F026D2HD012
- F026D2HD018
- F026D2HD030
- F026D2HD033

3000K

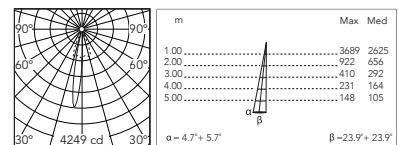
Non Dimmable

- F026D3HA001
- F026D3HA006
- F026D3HA012
- F026D3HA018
- F026D3HA030
- F026D3HA033
- 1-10V
- F026D3HB001
- F026D3HB006
- F026D3HB012
- F026D3HB018
- F026D3HB030
- F026D3HB033
- Dali
- F026D3HD001
- F026D3HD006
- F026D3HD012
- F026D3HD018
- F026D3HD030
- F026D3HD033

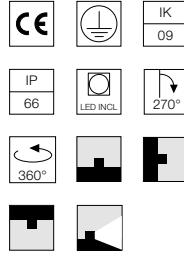
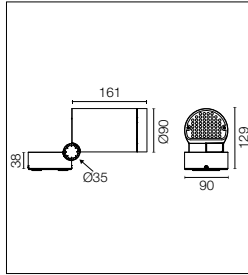
4000K

Non Dimmable

- F026D4HA001
- F026D4HA006
- F026D4HA012
- F026D4HA018
- F026D4HA030
- F026D4HA033
- 1-10V
- F026D4HB001
- F026D4HB006
- F026D4HB012
- F026D4HB018
- F026D4HB030
- F026D4HB033
- Dali
- F026D4HD001
- F026D4HD006
- F026D4HD012
- F026D4HD018
- F026D4HD030
- F026D4HD033



@ 3000K



Energieeffiziente Power-LED-Lichtquelle im Lieferumfang enthalten. Ausgestattet mit integriertem Snoot für höheren visuellen Komfort. Equipada con snoot integrado para un confort visual mayor. Die als Zubehör erhältlichen Kollimatoren dienen der Regelung der Abstrahlwinkel. Integriertes Netzteil 220-240V mit EIN/AUS-Schalter, dimmbar 1-10V oder durch DALI. Ankerplatte im Lieferumfang enthalten. Der elektrische Anschluss erfolgt im Inneren der Platte über eine mitgelieferte wasserdichte Anschlussbuchse. Um die Abdichtung zu gewährleisten, ist es ratsam, flexible Kabel für den Außenbereich zu verwenden. Der Metallspieß für die Bodenmontage muss separat bestellt werden.

Energy-efficient Power LED source included Equipped with an integrated snoot for higher visual comfort. Equipada con an integrated snoot for higher visual comfort. Collimators are available as an accessory to modify the beam opening. Integrated electric power supply 220-240V ON/OFF and adjustable 1-10V or DALI. Fixing plate included. The electrical connection is made on the inside of the plate by means of a watertight connector included. To guarantee its water tightness, it is recommended to use flexible cables designed for outdoor use. Ground spike for ground installations to be ordered separately.

2200K auf Anfrage erhältlich.

2200K available on request.

Optic Spot 14,5°

Power Led: 17W - 1739 lm ≠ FIXT 1443 lm - 2700K/CRI 80 - 220-240V / 17W - 1803 lm ≠ FIXT 1497 lm - 3000K/CRI 80 - 220-240V / 17W - 1868 lm ≠ FIXT 1548 lm - 4000K/CRI 80 - 220-240V

2700K

Non Dimmable

- F026E2BA001
- F026E2BA006
- F026E2BA012
- F026E2BA018
- F026E2BA030
- F026E2BA033
- 1-10V
- F026E2BB001
- F026E2BB006
- F026E2BB012
- F026E2BB018
- F026E2BB030
- F026E2BB033
- Dali
- F026E2BD001
- F026E2BD006
- F026E2BD012
- F026E2BD018
- F026E2BD030
- F026E2BD033

3000K

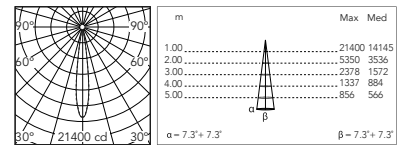
Non Dimmable

- F026E3BA001
- F026E3BA006
- F026E3BA012
- F026E3BA018
- F026E3BA030
- F026E3BA033
- 1-10V
- F026E3BB001
- F026E3BB006
- F026E3BB012
- F026E3BB018
- F026E3BB030
- F026E3BB033
- Dali
- F026E3BD001
- F026E3BD006
- F026E3BD012
- F026E3BD018
- F026E3BD030
- F026E3BD033

4000K

Non Dimmable

- F026E4BA001
- F026E4BA006
- F026E4BA012
- F026E4BA018
- F026E4BA030
- F026E4BA033
- 1-10V
- F026E4BB001
- F026E4BB006
- F026E4BB012
- F026E4BB018
- F026E4BB030
- F026E4BB033
- Dali
- F026E4BD001
- F026E4BD006
- F026E4BD012
- F026E4BD018
- F026E4BD030
- F026E4BD033



@ 3000K

Optic Medium Flood 26°

Power Led: 17W - 1739 lm ≠ FIXT 1336 lm - 2700K/CRI 80 - 220-240V / 17W - 1803 lm ≠ FIXT 1386 lm - 3000K/CRI 80 - 220-240V / 17W - 1868 lm ≠ FIXT 1434 lm - 4000K/CRI 80 - 220-240V

2700K

Non Dimmable

- F026E2CA001
- F026E2CA006
- F026E2CA012
- F026E2CA018
- F026E2CA030
- F026E2CA033
- 1-10V
- F026E2CB001
- F026E2CB006
- F026E2CB012
- F026E2CB018
- F026E2CB030
- F026E2CB033
- Dali
- F026E2CD001
- F026E2CD006
- F026E2CD012
- F026E2CD018
- F026E2CD030
- F026E2CD033

3000K

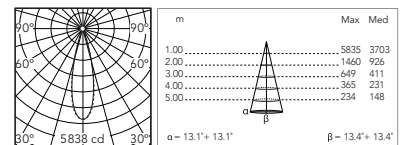
Non Dimmable

- F026E3CA001
- F026E3CA006
- F026E3CA012
- F026E3CA018
- F026E3CA030
- F026E3CA033
- 1-10V
- F026E3CB001
- F026E3CB006
- F026E3CB012
- F026E3CB018
- F026E3CB030
- F026E3CB033
- Dali
- F026E3CD001
- F026E3CD006
- F026E3CD012
- F026E3CD018
- F026E3CD030
- F026E3CD033

4000K

Non Dimmable

- F026E4CA001
- F026E4CA006
- F026E4CA012
- F026E4CA018
- F026E4CA030
- F026E4CA033
- 1-10V
- F026E4CB001
- F026E4CB006
- F026E4CB012
- F026E4CB018
- F026E4CB030
- F026E4CB033
- Dali
- F026E4CD001
- F026E4CD006
- F026E4CD012
- F026E4CD018
- F026E4CD030
- F026E4CD033



@ 3000K

Optic Flood 36°

Power Led: 17W - 1739 lm ≠ FIXT 1302 lm - 2700K/CRI 80 - 220-240V / 17W - 1803 lm ≠ FIXT 1351 lm - 3000K/CRI 80 - 220-240V / 17W - 1868 lm ≠ FIXT 1397 lm - 4000K/CRI 80 - 220-240V

2700K

Non Dimmable

- F026E2DA001
- F026E2DA006
- F026E2DA012
- F026E2DA018
- F026E2DA030
- F026E2DA033
- 1-10V
- F026E2DB001
- F026E2DB006
- F026E2DB012
- F026E2DB018
- F026E2DB030
- F026E2DB033
- Dali
- F026E2DD001
- F026E2DD006
- F026E2DD012
- F026E2DD018
- F026E2DD030
- F026E2DD033

3000K

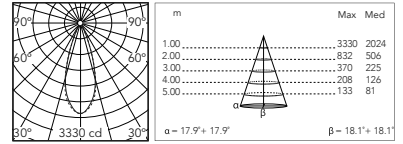
Non Dimmable

- F026E3DA001
- F026E3DA006
- F026E3DA012
- F026E3DA018
- F026E3DA030
- F026E3DA033
- 1-10V
- F026E3DB001
- F026E3DB006
- F026E3DB012
- F026E3DB018
- F026E3DB030
- F026E3DB033
- Dali
- F026E3DD001
- F026E3DD006
- F026E3DD012
- F026E3DD018
- F026E3DD030
- F026E3DD033

4000K

Non Dimmable

- F026E4DA001
- F026E4DA006
- F026E4DA012
- F026E4DA018
- F026E4DA030
- F026E4DA033
- 1-10V
- F026E4DB001
- F026E4DB006
- F026E4DB012
- F026E4DB018
- F026E4DB030
- F026E4DB033
- Dali
- F026E4DD001
- F026E4DD006
- F026E4DD012
- F026E4DD018
- F026E4DD030
- F026E4DD033



@ 3000K

Optic Wide Flood 52°

Power Led: 17W - 1739 lm ≠ FIXT 1303 lm - 2700K/CRI 80 - 220-240V / 17W - 1803 lm ≠ FIXT 1357 lm - 3000K/CRI 80 - 220-240V / 17W - 1868 lm ≠ FIXT 1411 lm - 4000K/CRI 80 - 220-240V

2700K

Non Dimmable

- F026E2EA001
- F026E2EA006
- F026E2EA012
- F026E2EA018
- F026E2EA030
- F026E2EA033
- 1-10V
- F026E2EB001
- F026E2EB006
- F026E2EB012
- F026E2EB018
- F026E2EB030
- F026E2EB033
- Dali
- F026E2ED001
- F026E2ED006
- F026E2ED012
- F026E2ED018
- F026E2ED030
- F026E2ED033

3000K

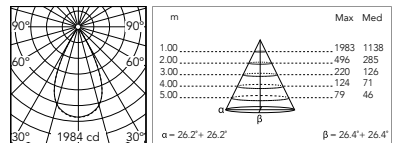
Non Dimmable

- F026E3EA001
- F026E3EA006
- F026E3EA012
- F026E3EA018
- F026E3EA030
- F026E3EA033
- 1-10V
- F026E3EB001
- F026E3EB006
- F026E3EB012
- F026E3EB018
- F026E3EB030
- F026E3EB033
- Dali
- F026E3ED001
- F026E3ED006
- F026E3ED012
- F026E3ED018
- F026E3ED030
- F026E3ED033

4000K

Non Dimmable

- F026E4EA001
- F026E4EA006
- F026E4EA012
- F026E4EA018
- F026E4EA030
- F026E4EA033
- 1-10V
- F026E4EB001
- F026E4EB006
- F026E4EB012
- F026E4EB018
- F026E4EB030
- F026E4EB033
- Dali
- F026E4ED001
- F026E4ED006
- F026E4ED012
- F026E4ED018
- F026E4ED030
- F026E4ED033



@ 3000K

Optic Elliptical 1 14° x 50°

Power Led: 17W - 1739 lm ≠ FIXT 1315 lm - 2700K/CRI 80 - 220-240V / 17W - 1803 lm ≠ FIXT 1364 lm - 3000K/CRI 80 - 220-240V / 17W - 1868 lm ≠ FIXT 1410 lm - 4000K/CRI 80 - 220-240V

2700K

Non Dimmable

- F026E2FA001
- F026E2FA006
- F026E2FA012
- F026E2FA018
- F026E2FA030
- F026E2FA033
- 1-10V
- F026E2FB001
- F026E2FB006
- F026E2FB012
- F026E2FB018
- F026E2FB030
- F026E2FB033
- Dali
- F026E2FD001
- F026E2FD006
- F026E2FD012
- F026E2FD018
- F026E2FD030
- F026E2FD033

3000K

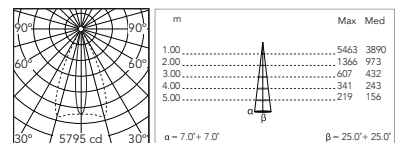
Non Dimmable

- F026E3FA001
- F026E3FA006
- F026E3FA012
- F026E3FA018
- F026E3FA030
- F026E3FA033
- 1-10V
- F026E3FB001
- F026E3FB006
- F026E3FB012
- F026E3FB018
- F026E3FB030
- F026E3FB033
- Dali
- F026E3FD001
- F026E3FD006
- F026E3FD012
- F026E3FD018
- F026E3FD030
- F026E3FD033

4000K

Non Dimmable

- F026E4FA001
- F026E4FA006
- F026E4FA012
- F026E4FA018
- F026E4FA030
- F026E4FA033
- 1-10V
- F026E4FB001
- F026E4FB006
- F026E4FB012
- F026E4FB018
- F026E4FB030
- F026E4FB033
- Dali
- F026E4FD001
- F026E4FD006
- F026E4FD012
- F026E4FD018
- F026E4FD030
- F026E4FD033



@ 3000K

Spine 2 Pro Hp

Optic Elliptical 2 25° x 52°

Power Led: 17W - 1739 lm ≠ FIXT 1298 lm - 2700K/CRI 80 - 220-240V / 17W - 1803 lm ≠ FIXT 1351 lm - 3000K/CRI 80 - 220-240V / 17W - 1868 lm ≠ FIXT 1393 lm - 4000K/CRI 80 - 220-240V

2700K

Non Dimmable

- F026E2GA001
- F026E2GA006
- F026E2GA012
- F026E2GA018
- F026E2GA030
- F026E2GA033
- 1-10V
- F026E2GB001
- F026E2GB006
- F026E2GB012
- F026E2GB018
- F026E2GB030
- F026E2GB033
- Dali
- F026E2GD001
- F026E2GD006
- F026E2GD012
- F026E2GD018
- F026E2GD030
- F026E2GD033

3000K

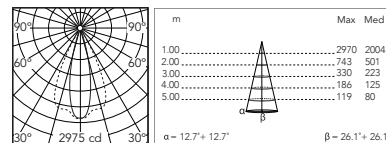
Non Dimmable

- F026E3GA001
- F026E3GA006
- F026E3GA012
- F026E3GA018
- F026E3GA030
- F026E3GA033
- 1-10V
- F026E3GB001
- F026E3GB006
- F026E3GB012
- F026E3GB018
- F026E3GB030
- F026E3GB033
- Dali
- F026E3GD001
- F026E3GD006
- F026E3GD012
- F026E3GD018
- F026E3GD030
- F026E3GD033

4000K

Non Dimmable

- F026E4GA001
- F026E4GA006
- F026E4GA012
- F026E4GA018
- F026E4GA030
- F026E4GA033
- 1-10V
- F026E4GB001
- F026E4GB006
- F026E4GB012
- F026E4GB018
- F026E4GB030
- F026E4GB033
- Dali
- F026E4GD001
- F026E4GD006
- F026E4GD012
- F026E4GD018
- F026E4GD030
- F026E4GD033



@ 3000K

Optic Wall Washer

Power Led: 17W - 1739 lm ≠ FIXT 1277 lm - 2700K/CRI 80 - 220-240V / 17W - 1803 lm ≠ FIXT 1325 lm - 3000K/CRI 80 - 220-240V / 17W - 1868 lm ≠ FIXT 1370 lm - 4000K/CRI 80 - 220-240V

2700K

Non Dimmable

- F026E2HA001
- F026E2HA006
- F026E2HA012
- F026E2HA018
- F026E2HA030
- F026E2HA033
- 1-10V
- F026E2HB001
- F026E2HB006
- F026E2HB012
- F026E2HB018
- F026E2HB030
- F026E2HB033
- Dali
- F026E2HD001
- F026E2HD006
- F026E2HD012
- F026E2HD018
- F026E2HD030
- F026E2HD033

3000K

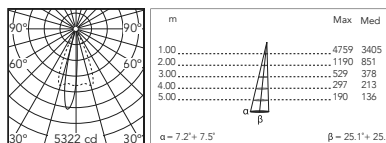
Non Dimmable

- F026E3HA001
- F026E3HA006
- F026E3HA012
- F026E3HA018
- F026E3HA030
- F026E3HA033
- 1-10V
- F026E3HB001
- F026E3HB006
- F026E3HB012
- F026E3HB018
- F026E3HB030
- F026E3HB033
- Dali
- F026E3HD001
- F026E3HD006
- F026E3HD012
- F026E3HD018
- F026E3HD030
- F026E3HD033

4000K

Non Dimmable

- F026E4HA001
- F026E4HA006
- F026E4HA012
- F026E4HA018
- F026E4HA030
- F026E4HA033
- 1-10V
- F026E4HB001
- F026E4HB006
- F026E4HB012
- F026E4HB018
- F026E4HB030
- F026E4HB033
- Dali
- F026E4HD001
- F026E4HD006
- F026E4HD012
- F026E4HD018
- F026E4HD030
- F026E4HD033



@ 3000K

Spine 2 Pro: Zubehörteile / Accessories

Erdspieß.

Ground spike.

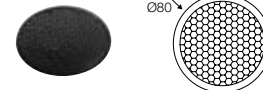
F026Z010000



Honeycomb

Honeycomb Louvre

F026Z060000

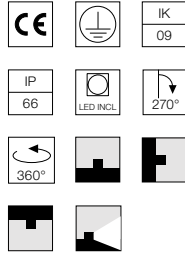
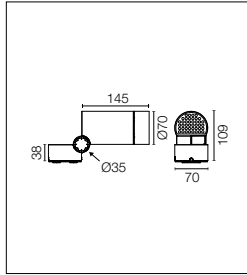


Konverterlinse / Converter lenses:

- Converter Spine 2 Optic Medium Flood
- Converter Spine 2 Optic Flood
- Converter Spine 2 Optic Wide Flood
- Converter Spine 2 Optic Elliptic 1
- Converter Spine 2 Optic Elliptic 2
- Converter Spine 2 Optic Wall Washer

- F029Z020000
- F029Z021000
- F029Z022000
- F029Z023000
- F029Z024000
- F029Z025000





Power-LED-Lichtquelle im Lieferumfang enthalten. Ausgestattet mit integriertem Snoot für gesteigerten visuellen Komfort: Der Display mit asymmetrischem Design ist als Zubehör erhältlich. Die als Zubehör erhältlichen Kollimatoren dienen der Regelung der Abstrahlwinkel. Integriertes Netzteil 220-240V mit EIN/AUS-Schalter. Ankerplatte im Lieferumfang enthalten. Der elektrische Anschluss erfolgt im Inneren der Platte mithilfe einer mitgelieferten wasserdichten Anschlussbuchse. Um die Abdichtung zu gewährleisten, ist es ratsam, flexible Kabel für den Außenbereich zu verwenden. Der Metallspieß für die Bodenmontage muss separat bestellt werden. Auf Anfrage in dimmbarer Ausführung, 1-10V oder durch DALI, mit Fernspeisung 24Vdc.

Power LED source included. Equipped with an integrated snoot for higher visual comfort: the asymmetrical cut visor is available as an accessory. Collimators are available as an accessory to modify the beam opening. Integrated electric power supply 220-240V ON/OFF. Fixing plate included. The electrical connection is made on the inside of the plate by means of a watertight connector included. To guarantee its water tightness, it is recommended to use flexible cables designed for outdoor use. Ground spike for ground installations to be ordered separately. Upon request: 1-10V or DALI dimmable version with 24Vdc remote power supply.

2200K auf Anfrage erhältlich.

2200K available on request.

Optic Narrow Spot 7°

Power Led: 3,5W - 168 lm ≠ FIXT 143 lm - 2700K/CRI 80 - 220-240V / 3,5W - 174 lm ≠ FIXT 149 lm - 3000K/CRI 80 - 220-240V / 3,5W - 180 lm ≠ FIXT 154 lm - 4000K/CRI 80 - 220-240V

2700K

Non Dimmable

- F025B2AA001
- F025B2AA006
- F025B2AA012
- F025B2AA018
- F025B2AA030
- F025B2AA033

3000K

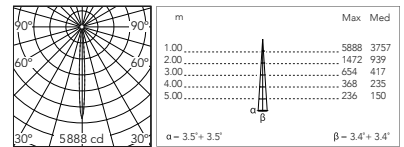
Non Dimmable

- F025B3AA001
- F025B3AA006
- F025B3AA012
- F025B3AA018
- F025B3AA030
- F025B3AA033

4000K

Non Dimmable

- F025B4AA001
- F025B4AA006
- F025B4AA012
- F025B4AA018
- F025B4AA030
- F025B4AA033



@ 3000K

Optic Spot 14°

Power Led: 7,9W - 671 lm ≠ FIXT 550 lm - 2700K/CRI 80 - 220-240V / 7,9W - 696 lm ≠ FIXT 571 lm - 3000K/CRI 80 - 220-240V / 7,9W - 720 lm ≠ FIXT 591 lm - 4000K/CRI 80 - 220-240V

2700K

Non Dimmable

- F025B2BA001
- F025B2BA006
- F025B2BA012
- F025B2BA018
- F025B2BA030
- F025B2BA033

3000K

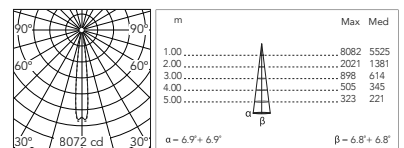
Non Dimmable

- F025B3BA001
- F025B3BA006
- F025B3BA012
- F025B3BA018
- F025B3BA030
- F025B3BA033

4000K

Non Dimmable

- F025B4BA001
- F025B4BA006
- F025B4BA012
- F025B4BA018
- F025B4BA030
- F025B4BA033



@ 3000K

Optic Medium Flood 24,5°

Power Led: 7,9W - 671 lm ≠ FIXT 499 lm - 2700K/CRI 80 - 220-240V / 7,9W - 696 lm ≠ FIXT 518 lm - 3000K/CRI 80 - 220-240V / 7,9W - 720 lm ≠ FIXT 536 lm - 4000K/CRI 80 - 220-240V

2700K

Non Dimmable

- F025B2CA001
- F025B2CA006
- F025B2CA012
- F025B2CA018
- F025B2CA030
- F025B2CA033

3000K

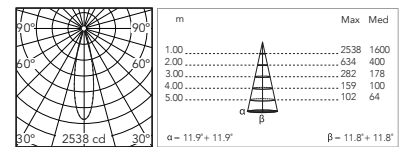
Non Dimmable

- F025B3CA001
- F025B3CA006
- F025B3CA012
- F025B3CA018
- F025B3CA030
- F025B3CA033

4000K

Non Dimmable

- F025B4CA001
- F025B4CA006
- F025B4CA012
- F025B4CA018
- F025B4CA030
- F025B4CA033



@ 3000K

Optic Flood 32°

Power Led: 7,9W - 671 lm ≠ FIXT 482 lm - 2700K/CRI 80 - 220-240V / 7,9W - 696 lm ≠ FIXT 500 lm - 3000K/CRI 80 - 220-240V / 7,9W - 720 lm ≠ FIXT 518 lm - 4000K/CRI 80 - 220-240V

2700K

Non Dimmable

- F025B2DA001
- F025B2DA006
- F025B2DA012
- F025B2DA018
- F025B2DA030
- F025B2DA033

3000K

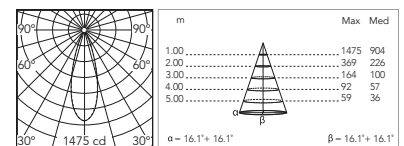
Non Dimmable

- F025B3DA001
- F025B3DA006
- F025B3DA012
- F025B3DA018
- F025B3DA030
- F025B3DA033

4000K

Non Dimmable

- F025B4DA001
- F025B4DA006
- F025B4DA012
- F025B4DA018
- F025B4DA030
- F025B4DA033



@ 3000K

Spine 1 Ultra

Optic Wide Flood 49°

Power Led: 7,9W - 671 lm ≠ FIXT 480 lm - 2700K/CRI 80 - 220-240V / 7,9W - 696 lm ≠ FIXT 490 lm - 3000K/CRI 80 - 220-240V / 7,9W - 720 lm ≠ FIXT 505 lm - 4000K/CRI 80 - 220-240V

2700K

Non Dimmable

- F025B2EA001
- F025B2EA006
- F025B2EA012
- F025B2EA018
- F025B2EA030
- F025B2EA033

3000K

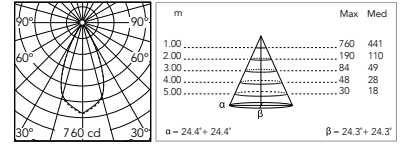
Non Dimmable

- F025B3EA001
- F025B3EA006
- F025B3EA012
- F025B3EA018
- F025B3EA030
- F025B3EA033

4000K

Non Dimmable

- F025B4EA001
- F025B4EA006
- F025B4EA012
- F025B4EA018
- F025B4EA030
- F025B4EA033



@ 3000K

Optic Elliptical 1 13,5° x 50°

Power Led: 7,9W - 671 lm ≠ FIXT 500 lm - 2700K/CRI 80 - 220-240V / 7,9W - 696 lm ≠ FIXT 519 lm - 3000K/CRI 80 - 220-240V / 7,9W - 720 lm ≠ FIXT 537 lm - 4000K/CRI 80 - 220-240V

2700K

Non Dimmable

- F025B2FA001
- F025B2FA006
- F025B2FA012
- F025B2FA018
- F025B2FA030
- F025B2FA033

3000K

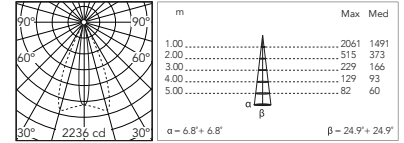
Non Dimmable

- F025B3FA001
- F025B3FA006
- F025B3FA012
- F025B3FA018
- F025B3FA030
- F025B3FA033

4000K

Non Dimmable

- F025B4FA001
- F025B4FA006
- F025B4FA012
- F025B4FA018
- F025B4FA030
- F025B4FA033



@ 3000K

Optic Elliptical 2 26° x 51°

Power Led: 7,9W - 671 lm ≠ FIXT 487 lm - 2700K/CRI 80 - 220-240V / 7,9W - 696 lm ≠ FIXT 505 lm - 3000K/CRI 80 - 220-240V / 7,9W - 720 lm ≠ FIXT 523 lm - 4000K/CRI 80 - 220-240V

2700K

Non Dimmable

- F025B2GA001
- F025B2GA006
- F025B2GA012
- F025B2GA018
- F025B2GA030
- F025B2GA033

3000K

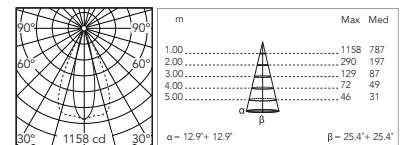
Non Dimmable

- F025B3GA001
- F025B3GA006
- F025B3GA012
- F025B3GA018
- F025B3GA030
- F025B3GA033

4000K

Non Dimmable

- F025B4GA001
- F025B4GA006
- F025B4GA012
- F025B4GA018
- F025B4GA030
- F025B4GA033



@ 3000K

Optic Wall Washer

Power Led: 7,9W - 671 lm ≠ FIXT 471 lm - 2700K/CRI 80 - 220-240V / 7,9W - 696 lm ≠ FIXT 489 lm - 3000K/CRI 80 - 220-240V / 7,9W - 720 lm ≠ FIXT 506 lm - 4000K/CRI 80 - 220-240V

2700K

Non Dimmable

- F025B2HA001
- F025B2HA006
- F025B2HA012
- F025B2HA018
- F025B2HA030
- F025B2HA033

3000K

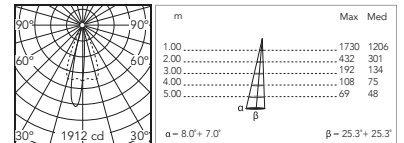
Non Dimmable

- F025B3HA001
- F025B3HA006
- F025B3HA012
- F025B3HA018
- F025B3HA030
- F025B3HA033

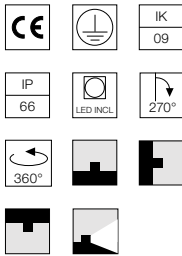
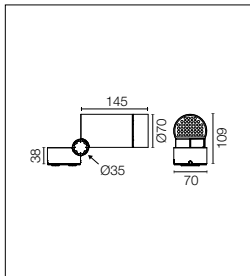
4000K

Non Dimmable

- F025B4HA001
- F025B4HA006
- F025B4HA012
- F025B4HA018
- F025B4HA030
- F025B4HA033



@ 3000K



Energieeffiziente Power-LED-Lichtquelle im Lieferumfang enthalten. Ausgestattet mit integriertem Snoot für gesteigerten visuellen Komfort: Der Display mit asymmetrischem Design ist als Zubehör erhältlich. Die als Zubehör erhältlichen Kollimatoren dienen der Regelung der Abstrahlwinkel. Integriertes Netzteil 220-240V mit EIN/AUS-Schalter. Ankerplatte im Lieferumfang enthalten. Der elektrische Anschluss erfolgt im Inneren der Platte mithilfe einer mitgelieferten wasserdichten Anschlussbuchse. Um die Abdichtung zu gewährleisten, ist es ratsam, flexible Kabel für den Außenbereich zu verwenden. Der Metallspieß für die Bodenmontage muss separat bestellt werden. Auf Anfrage in dimmbarer Ausführung, 1-10V oder durch DALI, mit Fernspeisung 24Vdc.

Energy-efficient Power LED source included Equipped with an integrated snoot for higher visual comfort: the asymmetrical cut visor is available as an accessory. Collimators are available as an accessory to modify the beam opening. Integrated electric power supply 220-240V ON/OFF. Fixing plate included. The electrical connection is made on the inside of the plate by means of a watertight connector included. To guarantee its water tightness, it is recommended to use flexible cables designed for outdoor use. Ground spike for ground installations to be ordered separately. Upon request: 1-10V or DALI dimmable version with 24Vdc remote power supply.

Optic Spot 12°

Power Led: 10,5W - 920 lm ≠ FIXT 680 lm - 2700K/CRI 80 - 220-240V / 10,5W - 966 lm ≠ FIXT 706 lm - 3000K/CRI 80 - 220-240V / 10,5W - 1012 lm ≠ FIXT 730 lm - 4000K/CRI 80 - 220-240V

2700K

Non Dimmable

- F025C2BA001
- F025C2BA006
- F025C2BA012
- F025C2BA018
- F025C2BA030
- F025C2BA033

3000K

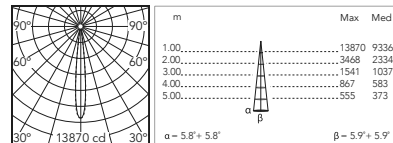
Non Dimmable

- F025C3BA001
- F025C3BA006
- F025C3BA012
- F025C3BA018
- F025C3BA030
- F025C3BA033

4000K

Non Dimmable

- F025C4BA001
- F025C4BA006
- F025C4BA012
- F025C4BA018
- F025C4BA030
- F025C4BA033



@ 3000K

Optic Medium Flood 26,5°

Power Led: 10,5W - 920 lm ≠ FIXT 594 lm - 2700K/CRI 80 - 220-240V / 10,5W - 966 lm ≠ FIXT 630 lm - 3000K/CRI 80 - 220-240V / 10,5W - 1012 lm ≠ FIXT 654 lm - 4000K/CRI 80 - 220-240V

2700K

Non Dimmable

- F025C2CA001
- F025C2CA006
- F025C2CA012
- F025C2CA018
- F025C2CA030
- F025C2CA033

3000K

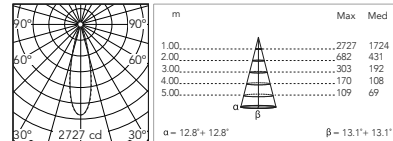
Non Dimmable

- F025C3CA001
- F025C3CA006
- F025C3CA012
- F025C3CA018
- F025C3CA030
- F025C3CA033

4000K

Non Dimmable

- F025C4CA001
- F025C4CA006
- F025C4CA012
- F025C4CA018
- F025C4CA030
- F025C4CA033



@ 3000K

Optic Flood 33,5°

Power Led: 10,5W - 920 lm ≠ FIXT 592 lm - 2700K/CRI 80 - 220-240V / 10,5W - 966 lm ≠ FIXT 627 lm - 3000K/CRI 80 - 220-240V / 10,5W - 1012 lm ≠ FIXT 651 lm - 4000K/CRI 80 - 220-240V

2700K

Non Dimmable

- F025C2DA001
- F025C2DA006
- F025C2DA012
- F025C2DA018
- F025C2DA030
- F025C2DA033

3000K

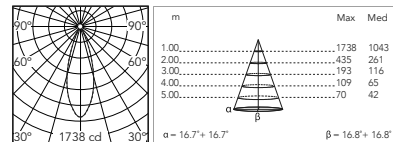
Non Dimmable

- F025C3DA001
- F025C3DA006
- F025C3DA012
- F025C3DA018
- F025C3DA030
- F025C3DA033

4000K

Non Dimmable

- F025C4DA001
- F025C4DA006
- F025C4DA012
- F025C4DA018
- F025C4DA030
- F025C4DA033



@ 3000K

Optic Wide Flood 50°

Power Led: 10,5W - 920 lm ≠ FIXT 591 lm - 2700K/CRI 80 - 220-240V / 10,5W - 966 lm ≠ FIXT 619 lm - 3000K/CRI 80 - 220-240V / 10,5W - 1012 lm ≠ FIXT 650 lm - 4000K/CRI 80 - 220-240V

2700K

Non Dimmable

- F025C2EA001
- F025C2EA006
- F025C2EA012
- F025C2EA018
- F025C2EA030
- F025C2EA033

3000K

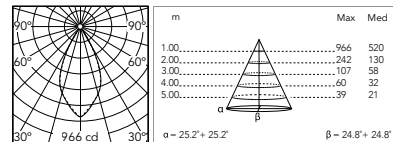
Non Dimmable

- F025C3EA001
- F025C3EA006
- F025C3EA012
- F025C3EA018
- F025C3EA030
- F025C3EA033

4000K

Non Dimmable

- F025C4EA001
- F025C4EA006
- F025C4EA012
- F025C4EA018
- F025C4EA030
- F025C4EA033



@ 3000K

Spine 1 Ultra Hp

Optic Elliptical 1 11,5° x 49°

Power Led: 10,5W - 920 lm ≠ FIXT 603 lm - 2700K/CRI 80 - 220-240V / 10,5W - 966 lm ≠ FIXT 639 lm - 3000K/CRI 80 - 220-240V / 10,5W - 1012 lm ≠ FIXT 663 lm - 4000K/CRI 80 - 220-240V

2700K

Non Dimmable

- F025C2FA001
- F025C2FA006
- F025C2FA012
- F025C2FA018
- F025C2FA030
- F025C2FA033

3000K

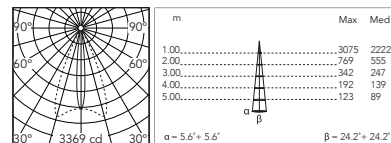
Non Dimmable

- F025C3FA001
- F025C3FA006
- F025C3FA012
- F025C3FA018
- F025C3FA030
- F025C3FA033

4000K

Non Dimmable

- F025C4FA001
- F025C4FA006
- F025C4FA012
- F025C4FA018
- F025C4FA030
- F025C4FA033



@ 3000K

Optic Elliptical 2 25,5° x 50°

Power Led: 10,5W - 920 lm ≠ FIXT 601 lm - 2700K/CRI 80 - 220-240V / 10,5W - 966 lm ≠ FIXT 624 lm - 3000K/CRI 80 - 220-240V / 10,5W - 1012 lm ≠ FIXT 645 lm - 4000K/CRI 80 - 220-240V

2700K

Non Dimmable

- F025C2GA001
- F025C2GA006
- F025C2GA012
- F025C2GA018
- F025C2GA030
- F025C2GA033

3000K

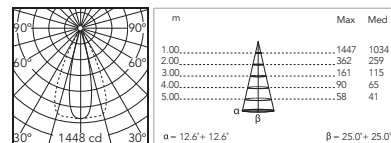
Non Dimmable

- F025C3GA001
- F025C3GA006
- F025C3GA012
- F025C3GA018
- F025C3GA030
- F025C3GA033

4000K

Non Dimmable

- F025C4GA001
- F025C4GA006
- F025C4GA012
- F025C4GA018
- F025C4GA030
- F025C4GA033



@ 3000K

Optic Wall Washer

Power Led: 10,5W - 920 lm ≠ FIXT 574 lm - 2700K/CRI 80 - 220-240V / 10,5W - 966 lm ≠ FIXT 609 lm - 3000K/CRI 80 - 220-240V / 10,5W - 1012 lm ≠ FIXT 631 lm - 4000K/CRI 80 - 220-240V

2700K

Non Dimmable

- F025C2HA001
- F025C2HA006
- F025C2HA012
- F025C2HA018
- F025C2HA030
- F025C2HA033

3000K

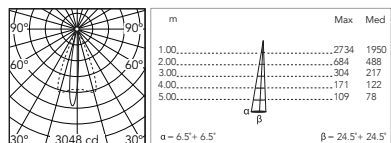
Non Dimmable

- F025C3HA001
- F025C3HA006
- F025C3HA012
- F025C3HA018
- F025C3HA030
- F025C3HA033

4000K

Non Dimmable

- F025C4HA001
- F025C4HA006
- F025C4HA012
- F025C4HA018
- F025C4HA030
- F025C4HA033



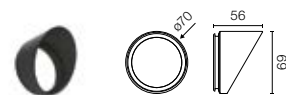
@ 3000K

Spine 1 Ultra: Zubehörteile / Accessories

Viewer

Visor

- F025Z050001
- F025Z050006
- F025Z050012
- F025Z050018
- F025Z050030
- F025Z050033



Erdspieß.

Ground spike.


F026Z010000



Honeycomb

Honeycomb Louvre

F025Z060000

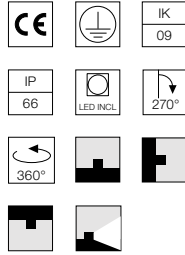
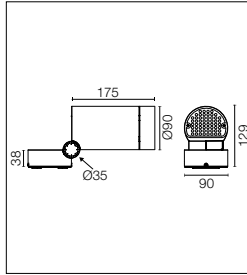


Konverterlinse / Converter lenses:

- Converter Spine 1 Optic Medium Flood
- Converter Spine 1 Optic Flood
- Converter Spine 1 Optic Wide Flood
- Converter Spine 1 Optic Elliptic 1
- Converter Spine 1 Optic Elliptic 2
- Converter Spine 1 Optic Wall Washer

- F029Z010000
- F029Z011000
- F029Z012000
- F029Z013000
- F029Z014000
- F029Z015000





Power-LED-Lichtquelle. Ausgestattet mit integriertem Snoot für gesteigerten visuellen Komfort: Der Display mit asymmetrischem Design ist als Zubehör erhältlich. Die als Zubehör erhältlichen Kollimatoren dienen der Regelung der Abstrahlwinkel. Integriertes Netzteil 220-240V mit EIN/AUS-Schalter, dimmbar 1-10V oder durch DALI. Ankerplatte im Lieferumfang enthalten. Der elektrische Anschluss erfolgt im Inneren der Platte mithilfe einem mitgelieferten wasserdichten Steckverbinder. Um die Abdichtung zu gewährleisten, ist es ratsam, flexible Kabel für den Außenbereich zu verwenden. Der Metallspieß für die Bodenmontage muss separat bestellt werden.

Power LED source included. Equipped with an integrated snoot for higher visual comfort: the asymmetrical cut visor is available as an accessory. Collimators are available as an accessory to modify the beam opening. Integrated electric power supply 220-240V ON/OFF and adjustable 1-10V or DALI. Fixing plate included. The electrical connection is made on the inside of the plate by means of a watertight connector included. To guarantee its water tightness, it is recommended to use flexible cables designed for outdoor use. Ground spike for ground installations to be ordered separately.

Optic Narrow Spot
2200K auf Anfrage erhältlich.

Optic Narrow Spot
2200K available on request.

Optic Narrow Spot 6°

Power Led: 4,1W - 248 lm ≠ FIXT 230 lm - 2700K/CRI 80 - 220-240V / 4,1W - 258 lm ≠ FIXT 239 lm - 3000K/CRI 80 - 220-240V / 4,1W - 267 lm ≠ FIXT 247 lm - 4000K/CRI 80 - 220-240V

2700K

Non Dimmable

- F026B2AA001
- F026B2AA006
- F026B2AA012
- F026B2AA018
- F026B2AA030
- F026B2AA033
- 1-10V
- F026B2AB001
- F026B2AB006
- F026B2AB012
- F026B2AB018
- F026B2AB030
- F026B2AB033
- Dali
- F026B2AD001
- F026B2AD006
- F026B2AD012
- F026B2AD018
- F026B2AD030
- F026B2AD033

3000K

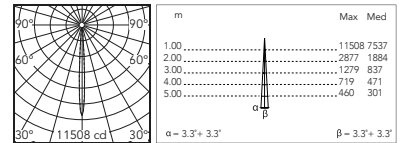
Non Dimmable

- F026B3AA001
- F026B3AA006
- F026B3AA012
- F026B3AA018
- F026B3AA030
- F026B3AA033
- 1-10V
- F026B3AB001
- F026B3AB006
- F026B3AB012
- F026B3AB018
- F026B3AB030
- F026B3AB033
- Dali
- F026B3AD001
- F026B3AD006
- F026B3AD012
- F026B3AD018
- F026B3AD030
- F026B3AD033

4000K

Non Dimmable

- F026B4AA001
- F026B4AA006
- F026B4AA012
- F026B4AA018
- F026B4AA030
- F026B4AA033
- 1-10V
- F026B4AB001
- F026B4AB006
- F026B4AB012
- F026B4AB018
- F026B4AB030
- F026B4AB033
- Dali
- F026B4AD001
- F026B4AD006
- F026B4AD012
- F026B4AD018
- F026B4AD030
- F026B4AD033



@ 3000K

Optic Spot 9,5°

Power Led: 10,5W - 920 lm ≠ FIXT 769 lm - 2700K/CRI 80 - 220-240V / 10,5W - 966 lm ≠ FIXT 808 lm - 3000K/CRI 80 - 220-240V / 10,5W - 1012 lm ≠ FIXT 846 lm - 4000K/CRI 80 - 220-240V

2700K

Non Dimmable

- F026B2BA001
- F026B2BA006
- F026B2BA012
- F026B2BA018
- F026B2BA030
- F026B2BA033
- 1-10V
- F026B2BB001
- F026B2BB006
- F026B2BB012
- F026B2BB018
- F026B2BB030
- F026B2BB033
- Dali
- F026B2BD001
- F026B2BD006
- F026B2BD012
- F026B2BD018
- F026B2BD030
- F026B2BD033

3000K

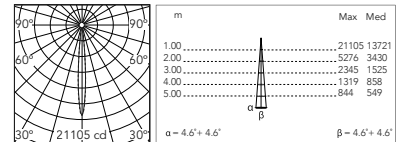
Non Dimmable

- F026B3BA001
- F026B3BA006
- F026B3BA012
- F026B3BA018
- F026B3BA030
- F026B3BA033
- 1-10V
- F026B3BB001
- F026B3BB006
- F026B3BB012
- F026B3BB018
- F026B3BB030
- F026B3BB033
- Dali
- F026B3BD001
- F026B3BD006
- F026B3BD012
- F026B3BD018
- F026B3BD030
- F026B3BD033

4000K

Non Dimmable

- F026B4BA001
- F026B4BA006
- F026B4BA012
- F026B4BA018
- F026B4BA030
- F026B4BA033
- 1-10V
- F026B4BB001
- F026B4BB006
- F026B4BB012
- F026B4BB018
- F026B4BB030
- F026B4BB033
- Dali
- F026B4BD001
- F026B4BD006
- F026B4BD012
- F026B4BD018
- F026B4BD030
- F026B4BD033



@ 3000K

Optic Medium Flood 28°

Power Led: 10,5W - 920 lm ≠ FIXT 715 lm - 2700K/CRI 80 - 220-240V / 10,5W - 966 lm ≠ FIXT 742 lm - 3000K/CRI 80 - 220-240V / 10,5W - 1012 lm ≠ FIXT 767 lm - 4000K/CRI 80 - 220-240V

2700K

Non Dimmable

- F026B2CA001
- F026B2CA006
- F026B2CA012
- F026B2CA018
- F026B2CA030
- F026B2CA033
- 1-10V
- F026B2CB001
- F026B2CB006
- F026B2CB012
- F026B2CB018
- F026B2CB030
- F026B2CB033
- Dali
- F026B2CD001
- F026B2CD006
- F026B2CD012
- F026B2CD018
- F026B2CD030
- F026B2CD033

3000K

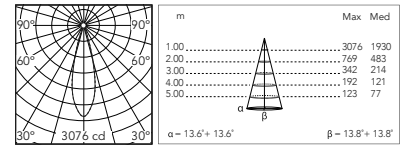
Non Dimmable

- F026B3CA001
- F026B3CA006
- F026B3CA012
- F026B3CA018
- F026B3CA030
- F026B3CA033
- 1-10V
- F026B3CB001
- F026B3CB006
- F026B3CB012
- F026B3CB018
- F026B3CB030
- F026B3CB033
- Dali
- F026B3CD001
- F026B3CD006
- F026B3CD012
- F026B3CD018
- F026B3CD030
- F026B3CD033

4000K

Non Dimmable

- F026B4CA001
- F026B4CA006
- F026B4CA012
- F026B4CA018
- F026B4CA030
- F026B4CA033
- 1-10V
- F026B4CB001
- F026B4CB006
- F026B4CB012
- F026B4CB018
- F026B4CB030
- F026B4CB033
- Dali
- F026B4CD001
- F026B4CD006
- F026B4CD012
- F026B4CD018
- F026B4CD030
- F026B4CD033



Optic Flood 33°

Power Led: 10,5W - 920 lm ≠ FIXT 695 lm - 2700K/CRI 80 - 220-240V / 10,5W - 966 lm ≠ FIXT 721 lm - 3000K/CRI 80 - 220-240V / 10,5W - 1012 lm ≠ FIXT 746 lm - 4000K/CRI 80 - 220-240V

2700K

Non Dimmable

- F026B2DA001
- F026B2DA006
- F026B2DA012
- F026B2DA018
- F026B2DA030
- F026B2DA033
- 1-10V
- F026B2DB001
- F026B2DB006
- F026B2DB012
- F026B2DB018
- F026B2DB030
- F026B2DB033
- Dali
- F026B2DD001
- F026B2DD006
- F026B2DD012
- F026B2DD018
- F026B2DD030
- F026B2DD033

3000K

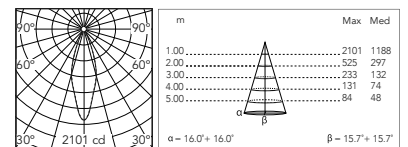
Non Dimmable

- F026B3DA001
- F026B3DA006
- F026B3DA012
- F026B3DA018
- F026B3DA030
- F026B3DA033
- 1-10V
- F026B3DB001
- F026B3DB006
- F026B3DB012
- F026B3DB018
- F026B3DB030
- F026B3DB033
- Dali
- F026B3DD001
- F026B3DD006
- F026B3DD012
- F026B3DD018
- F026B3DD030
- F026B3DD033

4000K

Non Dimmable

- F026B4DA001
- F026B4DA006
- F026B4DA012
- F026B4DA018
- F026B4DA030
- F026B4DA033
- 1-10V
- F026B4DB001
- F026B4DB006
- F026B4DB012
- F026B4DB018
- F026B4DB030
- F026B4DB033
- Dali
- F026B4DD001
- F026B4DD006
- F026B4DD012
- F026B4DD018
- F026B4DD030
- F026B4DD033



Optic Wide Flood 51°

Power Led: 10,5W - 920 lm ≠ FIXT 711 lm - 2700K/CRI 80 - 220-240V / 10,5W - 966 lm ≠ FIXT 741 lm - 3000K/CRI 80 - 220-240V / 10,5W - 1012 lm ≠ FIXT 778 lm - 4000K/CRI 80 - 220-240V

2700K

Non Dimmable

- F026B2EA001
- F026B2EA006
- F026B2EA012
- F026B2EA018
- F026B2EA030
- F026B2EA033
- 1-10V
- F026B2EB001
- F026B2EB006
- F026B2EB012
- F026B2EB018
- F026B2EB030
- F026B2EB033
- Dali
- F026B2ED001
- F026B2ED006
- F026B2ED012
- F026B2ED018
- F026B2ED030
- F026B2ED033

3000K

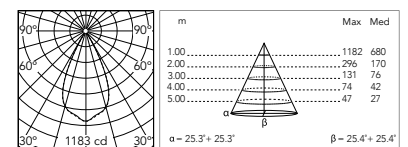
Non Dimmable

- F026B3EA001
- F026B3EA006
- F026B3EA012
- F026B3EA018
- F026B3EA030
- F026B3EA033
- 1-10V
- F026B3EB001
- F026B3EB006
- F026B3EB012
- F026B3EB018
- F026B3EB030
- F026B3EB033
- Dali
- F026B3ED001
- F026B3ED006
- F026B3ED012
- F026B3ED018
- F026B3ED030
- F026B3ED033

4000K

Non Dimmable

- F026B4EA001
- F026B4EA006
- F026B4EA012
- F026B4EA018
- F026B4EA030
- F026B4EA033
- 1-10V
- F026B4EB001
- F026B4EB006
- F026B4EB012
- F026B4EB018
- F026B4EB030
- F026B4EB033
- Dali
- F026B4ED001
- F026B4ED006
- F026B4ED012
- F026B4ED018
- F026B4ED030
- F026B4ED033



Spine 2 Ultra

Optic Elliptical 1 9,5° x 48°

Power Led: 10,5W - 920 lm ≠ FIXT 717 lm - 2700K/CRI 80 - 220-240V / 10,5W - 966 lm ≠ FIXT 744 lm - 3000K/CRI 80 - 220-240V / 10,5W - 1012 lm ≠ FIXT 770 lm - 4000K/CRI 80 - 220-240V

2700K

Non Dimmable

- F026B2FA001
- F026B2FA006
- F026B2FA012
- F026B2FA018
- F026B2FA030
- F026B2FA033
- 1-10V
- F026B2FB001
- F026B2FB006
- F026B2FB012
- F026B2FB018
- F026B2FB030
- F026B2FB033
- Dali
- F026B2FD001
- F026B2FD006
- F026B2FD012
- F026B2FD018
- F026B2FD030
- F026B2FD033

3000K

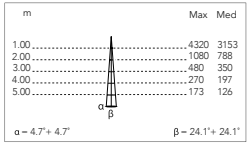
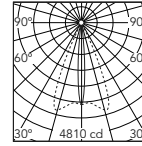
Non Dimmable

- F026B3FA001
- F026B3FA006
- F026B3FA012
- F026B3FA018
- F026B3FA030
- F026B3FA033
- 1-10V
- F026B3FB001
- F026B3FB006
- F026B3FB012
- F026B3FB018
- F026B3FB030
- F026B3FB033
- Dali
- F026B3FD001
- F026B3FD006
- F026B3FD012
- F026B3FD018
- F026B3FD030
- F026B3FD033

4000K

Non Dimmable

- F026B4FA001
- F026B4FA006
- F026B4FA012
- F026B4FA018
- F026B4FA030
- F026B4FA033
- 1-10V
- F026B4FB001
- F026B4FB006
- F026B4FB012
- F026B4FB018
- F026B4FB030
- F026B4FB033
- Dali
- F026B4FD001
- F026B4FD006
- F026B4FD012
- F026B4FD018
- F026B4FD030
- F026B4FD033



@ 3000K

Optic Elliptical 2 24° x 50°

Power Led: 10,5W - 920 lm ≠ FIXT 699 lm - 2700K/CRI 80 - 220-240V / 10,5W - 966 lm ≠ FIXT 725 lm - 3000K/CRI 80 - 220-240V / 10,5W - 1012 lm ≠ FIXT 750 lm - 4000K/CRI 80 - 220-240V

2700K

Non Dimmable

- F026B2GA001
- F026B2GA006
- F026B2GA012
- F026B2GA018
- F026B2GA030
- F026B2GA033
- 1-10V
- F026B2GB001
- F026B2GB006
- F026B2GB012
- F026B2GB018
- F026B2GB030
- F026B2GB033
- Dali
- F026B2GD001
- F026B2GD006
- F026B2GD012
- F026B2GD018
- F026B2GD030
- F026B2GD033

3000K

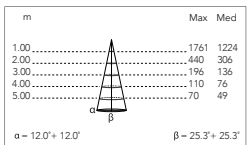
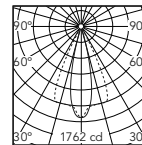
Non Dimmable

- F026B3GA001
- F026B3GA006
- F026B3GA012
- F026B3GA018
- F026B3GA030
- F026B3GA033
- 1-10V
- F026B3GB001
- F026B3GB006
- F026B3GB012
- F026B3GB018
- F026B3GB030
- F026B3GB033
- Dali
- F026B3GD001
- F026B3GD006
- F026B3GD012
- F026B3GD018
- F026B3GD030
- F026B3GD033

4000K

Non Dimmable

- F026B4GA001
- F026B4GA006
- F026B4GA012
- F026B4GA018
- F026B4GA030
- F026B4GA033
- 1-10V
- F026B4GB001
- F026B4GB006
- F026B4GB012
- F026B4GB018
- F026B4GB030
- F026B4GB033
- Dali
- F026B4GD001
- F026B4GD006
- F026B4GD012
- F026B4GD018
- F026B4GD030
- F026B4GD033



@ 3000K

Optic Wall Washer

Power Led: 10,5W - 920 lm ≠ FIXT 673 lm - 2700K/CRI 80 - 220-240V / 10,5W - 966 lm ≠ FIXT 698 lm - 3000K/CRI 80 - 220-240V / 10,5W - 1012 lm ≠ FIXT 672 lm - 4000K/CRI 80 - 220-240V

2700K

Non Dimmable

- F026B2HA001
- F026B2HA006
- F026B2HA012
- F026B2HA018
- F026B2HA030
- F026B2HA033
- 1-10V
- F026B2HB001
- F026B2HB006
- F026B2HB012
- F026B2HB018
- F026B2HB030
- F026B2HB033
- Dali
- F026B2HD001
- F026B2HD006
- F026B2HD012
- F026B2HD018
- F026B2HD030
- F026B2HD033

3000K

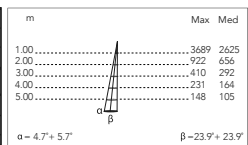
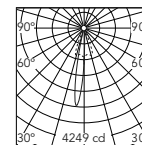
Non Dimmable

- F026B3HA001
- F026B3HA006
- F026B3HA012
- F026B3HA018
- F026B3HA030
- F026B3HA033
- 1-10V
- F026B3HB001
- F026B3HB006
- F026B3HB012
- F026B3HB018
- F026B3HB030
- F026B3HB033
- Dali
- F026B3HD001
- F026B3HD006
- F026B3HD012
- F026B3HD018
- F026B3HD030
- F026B3HD033

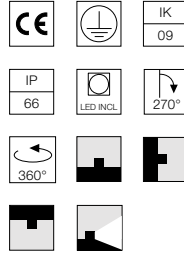
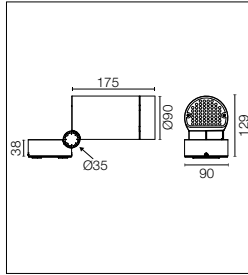
4000K

Non Dimmable

- F026B4HA001
- F026B4HA006
- F026B4HA012
- F026B4HA018
- F026B4HA030
- F026B4HA033
- 1-10V
- F026B4HB001
- F026B4HB006
- F026B4HB012
- F026B4HB018
- F026B4HB030
- F026B4HB033
- Dali
- F026B4HD001
- F026B4HD006
- F026B4HD012
- F026B4HD018
- F026B4HD030
- F026B4HD033



@ 3000K



Energieeffiziente Power-LED-Lichtquelle im Lieferumfang enthalten. Ausgestattet mit integriertem Snoot für einen gesteigerten visuellen Komfort: Der Display mit asymmetrischem Design ist als Zubehör erhältlich. Die als Zubehör erhältlichen Kollimatoren dienen der Regelung der Abstrahlwinkel. Integriertes Netzteil 220-240V mit EIN/AUS-Schalter, dimmbar 1-10V oder durch DALI. Ankerplatte im Lieferumfang enthalten. Der elektrische Anschluss erfolgt im Inneren der Platte mithilfe eines mitgelieferten wasserdichten Steckverbinders. Um die Abdichtung zu gewährleisten, ist es ratsam, flexible Kabel für den Außenbereich zu verwenden. Der Metallspieß für die Bodenmontage muss separat bestellt werden.

Energy-efficient Power LED source included Equipped with an integrated snoot for higher visual comfort: the asymmetrical cut visor is available as an accessory. Collimators are available as an accessory to modify the beam opening. Integrated electric power supply 220-240V ON/OFF and adjustable 1-10V or DALI. Fixing plate included. The electrical connection is made on the inside of the plate by means of a watertight connector included. To guarantee its watertightness, it is recommended to use flexible cables designed for outdoor use. Ground spike for ground installations to be ordered separately.

2200K auf Anfrage erhältlich.

2200K available on request.

Optic Spot 14,5°

Power Led: 17W - 1739 lm ≠ FIXT 1443 lm - 2700K/CRI 80 - 220-240V / 17W - 1803 lm ≠ FIXT 1497 lm - 3000K/CRI 80 - 220-240V / 17W - 1868 lm ≠ FIXT 1548 lm - 4000K/CRI 80 - 220-240V

2700K

Non Dimmable

- F026C2BA001
- F026C2BA006
- F026C2BA012
- F026C2BA018
- F026C2BA030
- F026C2BA033
- 1-10V
- F026C2BB001
- F026C2BB006
- F026C2BB012
- F026C2BB018
- F026C2BB030
- F026C2BB033
- Dali
- F026C2BD001
- F026C2BD006
- F026C2BD012
- F026C2BD018
- F026C2BD030
- F026C2BD033

3000K

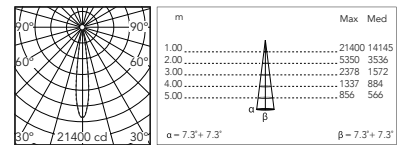
Non Dimmable

- F026C3BA001
- F026C3BA006
- F026C3BA012
- F026C3BA018
- F026C3BA030
- F026C3BA033
- 1-10V
- F026C3BB001
- F026C3BB006
- F026C3BB012
- F026C3BB018
- F026C3BB030
- F026C3BB033
- Dali
- F026C3BD001
- F026C3BD006
- F026C3BD012
- F026C3BD018
- F026C3BD030
- F026C3BD033

4000K

Non Dimmable

- F026C4BA001
- F026C4BA006
- F026C4BA012
- F026C4BA018
- F026C4BA030
- F026C4BA033
- 1-10V
- F026C4BB001
- F026C4BB006
- F026C4BB012
- F026C4BB018
- F026C4BB030
- F026C4BB033
- Dali
- F026C4BD001
- F026C4BD006
- F026C4BD012
- F026C4BD018
- F026C4BD030
- F026C4BD033



@ 3000K

Optic Medium Flood 26°

Power Led: 17W - 1739 lm ≠ FIXT 1336 lm - 2700K/CRI 80 - 220-240V / 17W - 1803 lm ≠ FIXT 1386 lm - 3000K/CRI 80 - 220-240V / 17W - 1868 lm ≠ FIXT 1434 lm - 4000K/CRI 80 - 220-240V

2700K

Non Dimmable

- F026C2CA001
- F026C2CA006
- F026C2CA012
- F026C2CA018
- F026C2CA030
- F026C2CA033
- 1-10V
- F026C2CB001
- F026C2CB006
- F026C2CB012
- F026C2CB018
- F026C2CB030
- F026C2CB033
- Dali
- F026C2CD001
- F026C2CD006
- F026C2CD012
- F026C2CD018
- F026C2CD030
- F026C2CD033

3000K

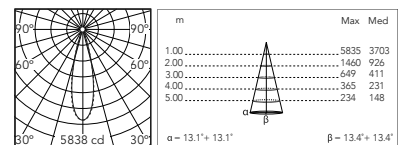
Non Dimmable

- F026C3CA001
- F026C3CA006
- F026C3CA012
- F026C3CA018
- F026C3CA030
- F026C3CA033
- 1-10V
- F026C3CB001
- F026C3CB006
- F026C3CB012
- F026C3CB018
- F026C3CB030
- F026C3CB033
- Dali
- F026C3CD001
- F026C3CD006
- F026C3CD012
- F026C3CD018
- F026C3CD030
- F026C3CD033

4000K

Non Dimmable

- F026C4CA001
- F026C4CA006
- F026C4CA012
- F026C4CA018
- F026C4CA030
- F026C4CA033
- 1-10V
- F026C4CB001
- F026C4CB006
- F026C4CB012
- F026C4CB018
- F026C4CB030
- F026C4CB033
- Dali
- F026C4CD001
- F026C4CD006
- F026C4CD012
- F026C4CD018
- F026C4CD030
- F026C4CD033



@ 3000K

Spine 2 Ultra Hp

Optic Flood 36°

Power Led: 17W - 1739 lm ≠ FIXT 1302 lm - 2700K/CRI 80 - 220-240V / 17W - 1803 lm ≠ FIXT 1351 lm - 3000K/CRI 80 - 220-240V / 17W - 1868 lm ≠ FIXT 1397 lm - 4000K/CRI 80 - 220-240V

2700K

Non Dimmable

- F026C2DA001
- F026C2DA006
- F026C2DA012
- F026C2DA018
- F026C2DA030
- F026C2DA033
- 1-10V
- F026C2DB001
- F026C2DB006
- F026C2DB012
- F026C2DB018
- F026C2DB030
- F026C2DB033
- Dali
- F026C2DD001
- F026C2DD006
- F026C2DD012
- F026C2DD018
- F026C2DD030
- F026C2DD033

3000K

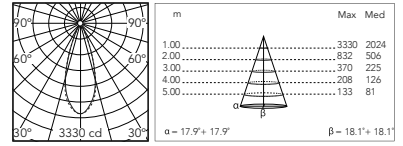
Non Dimmable

- F026C3DA001
- F026C3DA006
- F026C3DA012
- F026C3DA018
- F026C3DA030
- F026C3DA033
- 1-10V
- F026C3DB001
- F026C3DB006
- F026C3DB012
- F026C3DB018
- F026C3DB030
- F026C3DB033
- Dali
- F026C3DD001
- F026C3DD006
- F026C3DD012
- F026C3DD018
- F026C3DD030
- F026C3DD033

4000K

Non Dimmable

- F026C4DA001
- F026C4DA006
- F026C4DA012
- F026C4DA018
- F026C4DA030
- F026C4DA033
- 1-10V
- F026C4DB001
- F026C4DB006
- F026C4DB012
- F026C4DB018
- F026C4DB030
- F026C4DB033
- Dali
- F026C4DD001
- F026C4DD006
- F026C4DD012
- F026C4DD018
- F026C4DD030
- F026C4DD033



@ 3000K

Optic Wide Flood 52°

Power Led: 17W - 1739 lm ≠ FIXT 1303 lm - 2700K/CRI 80 - 220-240V / 17W - 1803 lm ≠ FIXT 1357 lm - 3000K/CRI 80 - 220-240V / 17W - 1868 lm ≠ FIXT 1411 lm - 4000K/CRI 80 - 220-240V

2700K

Non Dimmable

- F026C2EA001
- F026C2EA006
- F026C2EA012
- F026C2EA018
- F026C2EA030
- F026C2EA033
- 1-10V
- F026C2EB001
- F026C2EB006
- F026C2EB012
- F026C2EB018
- F026C2EB030
- F026C2EB033
- Dali
- F026C2ED001
- F026C2ED006
- F026C2ED012
- F026C2ED018
- F026C2ED030
- F026C2ED033

3000K

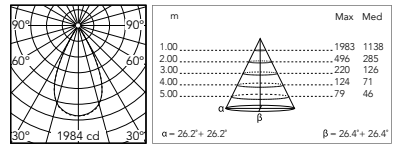
Non Dimmable

- F026C3EA001
- F026C3EA006
- F026C3EA012
- F026C3EA018
- F026C3EA030
- F026C3EA033
- 1-10V
- F026C3EB001
- F026C3EB006
- F026C3EB012
- F026C3EB018
- F026C3EB030
- F026C3EB033
- Dali
- F026C3ED001
- F026C3ED006
- F026C3ED012
- F026C3ED018
- F026C3ED030
- F026C3ED033

4000K

Non Dimmable

- F026C4EA001
- F026C4EA006
- F026C4EA012
- F026C4EA018
- F026C4EA030
- F026C4EA033
- 1-10V
- F026C4EB001
- F026C4EB006
- F026C4EB012
- F026C4EB018
- F026C4EB030
- F026C4EB033
- Dali
- F026C4ED001
- F026C4ED006
- F026C4ED012
- F026C4ED018
- F026C4ED030
- F026C4ED033



@ 3000K

Optic Elliptical 1 14° x 50°

Power Led: 17W - 1739 lm ≠ FIXT 1315 lm - 2700K/CRI 80 - 220-240V / 17W - 1803 lm ≠ FIXT 1364 lm - 3000K/CRI 80 - 220-240V / 17W - 1868 lm ≠ FIXT 1410 lm - 4000K/CRI 80 - 220-240V

2700K

Non Dimmable

- F026C2FA001
- F026C2FA006
- F026C2FA012
- F026C2FA018
- F026C2FA030
- F026C2FA033
- 1-10V
- F026C2FB001
- F026C2FB006
- F026C2FB012
- F026C2FB018
- F026C2FB030
- F026C2FB033
- Dali
- F026C2FD001
- F026C2FD006
- F026C2FD012
- F026C2FD018
- F026C2FD030
- F026C2FD033

3000K

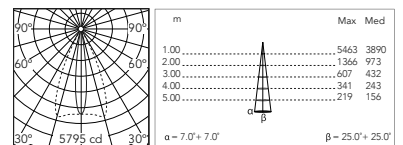
Non Dimmable

- F026C3FA001
- F026C3FA006
- F026C3FA012
- F026C3FA018
- F026C3FA030
- F026C3FA033
- 1-10V
- F026C3FB001
- F026C3FB006
- F026C3FB012
- F026C3FB018
- F026C3FB030
- F026C3FB033
- Dali
- F026C3FD001
- F026C3FD006
- F026C3FD012
- F026C3FD018
- F026C3FD030
- F026C3FD033

4000K

Non Dimmable

- F026C4FA001
- F026C4FA006
- F026C4FA012
- F026C4FA018
- F026C4FA030
- F026C4FA033
- 1-10V
- F026C4FB001
- F026C4FB006
- F026C4FB012
- F026C4FB018
- F026C4FB030
- F026C4FB033
- Dali
- F026C4FD001
- F026C4FD006
- F026C4FD012
- F026C4FD018
- F026C4FD030
- F026C4FD033



@ 3000K

Spine 2 Ultra Hp

Optic Elliptical 2 25° x 52°

Power Led: 17W - 1739 lm ≠ FIXT 1298 lm - 2700K/CRI 80 - 220-240V / 17W - 1803 lm ≠ FIXT 1351 lm - 3000K/CRI 80 - 220-240V / 17W - 1868 lm ≠ FIXT 1393 lm - 4000K/CRI 80 - 220-240V

2700K

Non Dimmable

- F026C2GA001
- F026C2GA006
- F026C2GA012
- F026C2GA018
- F026C2GA030
- F026C2GA033
- 1-10V
- F026C2GB001
- F026C2GB006
- F026C2GB012
- F026C2GB018
- F026C2GB030
- F026C2GB033
- Dali
- F026C2GD001
- F026C2GD006
- F026C2GD012
- F026C2GD018
- F026C2GD030
- F026C2GD033

3000K

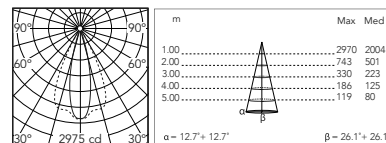
Non Dimmable

- F026C3GA001
- F026C3GA006
- F026C3GA012
- F026C3GA018
- F026C3GA030
- F026C3GA033
- 1-10V
- F026C3GB001
- F026C3GB006
- F026C3GB012
- F026C3GB018
- F026C3GB030
- F026C3GB033
- Dali
- F026C3GD001
- F026C3GD006
- F026C3GD012
- F026C3GD018
- F026C3GD030
- F026C3GD033

4000K

Non Dimmable

- F026C4GA001
- F026C4GA006
- F026C4GA012
- F026C4GA018
- F026C4GA030
- F026C4GA033
- 1-10V
- F026C4GB001
- F026C4GB006
- F026C4GB012
- F026C4GB018
- F026C4GB030
- F026C4GB033
- Dali
- F026C4GD001
- F026C4GD006
- F026C4GD012
- F026C4GD018
- F026C4GD030
- F026C4GD033



@ 3000K

Optic Wall Washer

Power Led: 17W - 1739 lm ≠ FIXT 1277 lm - 2700K/CRI 80 - 220-240V / 17W - 1803 lm ≠ FIXT 1325 lm - 3000K/CRI 80 - 220-240V / 17W - 1868 lm ≠ FIXT 1370 lm - 4000K/CRI 80 - 220-240V

2700K

Non Dimmable

- F026C2HA001
- F026C2HA006
- F026C2HA012
- F026C2HA018
- F026C2HA030
- F026C2HA033
- 1-10V
- F026C2HB001
- F026C2HB006
- F026C2HB012
- F026C2HB018
- F026C2HB030
- F026C2HB033
- Dali
- F026C2HD001
- F026C2HD006
- F026C2HD012
- F026C2HD018
- F026C2HD030
- F026C2HD033

3000K

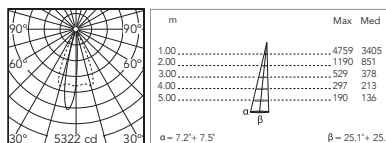
Non Dimmable

- F026C3HA001
- F026C3HA006
- F026C3HA012
- F026C3HA018
- F026C3HA030
- F026C3HA033
- 1-10V
- F026C3HB001
- F026C3HB006
- F026C3HB012
- F026C3HB018
- F026C3HB030
- F026C3HB033
- Dali
- F026C3HD001
- F026C3HD006
- F026C3HD012
- F026C3HD018
- F026C3HD030
- F026C3HD033

4000K

Non Dimmable

- F026C4HA001
- F026C4HA006
- F026C4HA012
- F026C4HA018
- F026C4HA030
- F026C4HA033
- 1-10V
- F026C4HB001
- F026C4HB006
- F026C4HB012
- F026C4HB018
- F026C4HB030
- F026C4HB033
- Dali
- F026C4HD001
- F026C4HD006
- F026C4HD012
- F026C4HD018
- F026C4HD030
- F026C4HD033



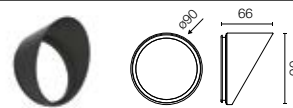
@ 3000K

Spine 2 Ultra: Zubehörteile / Accessories

Viewer

Visor

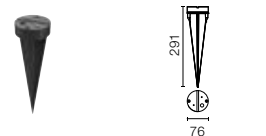
- F026Z050001
- F026Z050006
- F026Z050012
- F026Z050018
- F026Z050030
- F026Z050033



Erdspieß.

Ground spike.

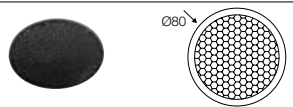
F026Z010000



Honeycomb

Honeycomb Louvre

F026Z060000



Konverterlinse / Converter lenses:

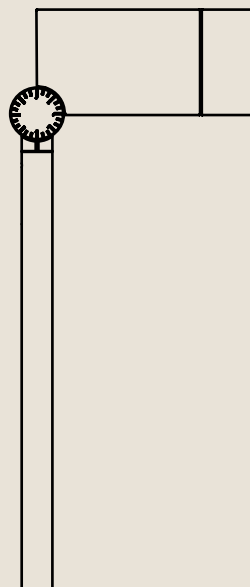
- Converter Spine 2 Optic Medium Flood
- Converter Spine 2 Optic Flood
- Converter Spine 2 Optic Wide Flood
- Converter Spine 2 Optic Elliptic 1
- Converter Spine 2 Optic Elliptic 2
- Converter Spine 2 Optic Wall Washer

- F029Z020000
- F029Z021000
- F029Z022000
- F029Z023000
- F029Z024000
- F029Z025000



Spine

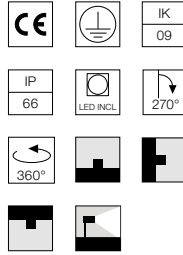
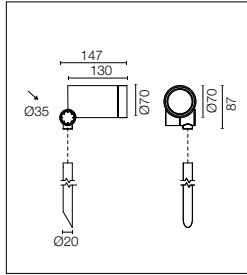
Spine F



Eine spezielle Stange kann leicht im Boden installiert werden und steigert so die Vielseitigkeit des Produkts.

A special rod can be easily installed in the ground increasing the product versatility.

Spine F 1 Absolute



LED-COB-Lichtquelle im Lieferumfang enthalten. Integriertes Netzteil 220-240V mit EIN/AUS-Schalter. Ausgestattet mit einem 5meter langen Neopren-Kabel (10m auf Anfrage) für die Fernverbindung; zur Gewährleistung der Abdichtung werden flexible Kabel für den Außenbereich empfohlen. Das Element für die Bodenmontage ist in zwei Größen erhältlich und muss separat bestellt werden. Auf Anfrage in dimmbarer Ausführung, 1-10V oder durch DALI, mit Fernspeisung 24Vdc.

LED COB light source included. Integrated electric power supply 220-240V ON/OFF. Equipped with a 5m neoprene cable (10m upon request) for remote connection. To guarantee its water tightness, it is recommended to use flexible cables designed for outdoor use. The rod for ground installations is available in two sizes and needs to be ordered separately. Upon request: 1-10V or DALI dimmable version with 24Vdc remote power supply.

Optic Spot 15°

CoB Led: 11W - 1247 lm ≠ FIXT 923 lm - 2700K/CRI 80 - 220-240V / 11W - 1325 lm ≠ FIXT 982 lm - 3000K/CRI 80 - 220-240V / 11W - 1364 lm ≠ FIXT 1011 lm - 4000K/CRI 80 - 220-240V

2700K

Non Dimmable

- F025F2BA001
- F025F2BA006
- F025F2BA012
- F025F2BA018
- F025F2BA030
- F025F2BA033

3000K

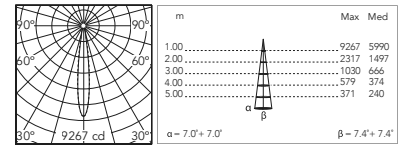
Non Dimmable

- F025F3BA001
- F025F3BA006
- F025F3BA012
- F025F3BA018
- F025F3BA030
- F025F3BA033

4000K

Non Dimmable

- F025F4BA001
- F025F4BA006
- F025F4BA012
- F025F4BA018
- F025F4BA030
- F025F4BA033



@ 3000K

Optic Medium Flood 33°

CoB Led: 11W - 1247 lm ≠ FIXT 906 lm - 2700K/CRI 80 - 220-240V / 11W - 1325 lm ≠ FIXT 964 lm - 3000K/CRI 80 - 220-240V / 11W - 1364 lm ≠ FIXT 993 lm - 4000K/CRI 80 - 220-240V

2700K

Non Dimmable

- F025F2CA001
- F025F2CA006
- F025F2CA012
- F025F2CA018
- F025F2CA030
- F025F2CA033

3000K

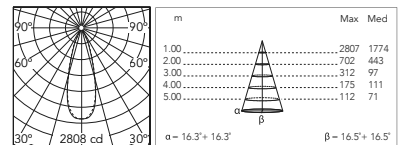
Non Dimmable

- F025F3CA001
- F025F3CA006
- F025F3CA012
- F025F3CA018
- F025F3CA030
- F025F3CA033

4000K

Non Dimmable

- F025F4CA001
- F025F4CA006
- F025F4CA012
- F025F4CA018
- F025F4CA030
- F025F4CA033



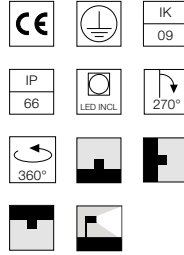
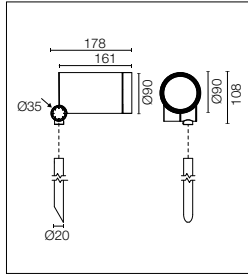
@ 3000K

Spine F 1 / F 2 Absolute: Absolute: Zubehörteile / Accessories

Honeycomb	Honeycomb Louvre	Spine F 1 F025Z060000		
Honeycomb	Honeycomb Louvre	Spine F 2 F026Z060000		
IPX8 Gelbox für den elektrischen Anschluss.	Gelbox IPX8 for splicing connectors.	Spine F 1 F990C100000		 18 31 35
IPX8 Gelbox für den elektrischen Anschluss.	Gelbox IPX8 for splicing connectors.	Spine F 2 F990C110000		 21,5 41 50

Spine F 1 / F 2 Absolute: Zubehör für nicht dimmbare Versionen / Accessories for non-dimmable versions

Verbindungssystem, IP68, 2-Wege-H2O-Antikondensat, 4-polig.	2 way terminal block 4 poles IP68 H2O Stop.	F990C00A000		 Ø22 80
Verbindungssystem, IP68, 3/4-Wege-H2O-Antikondensat, 4-polig, (ø5,5÷12mm Kabel).	3/4 way terminal block 4 poles IP68 H2O Stop. (ø5,5÷12mm cable).	F990C010000		 54 80



LED-COB-Lichtquelle im Lieferumfang enthalten. Integriertes Netzteil 220-240V mit EIN/AUS-Schalter, dimmbar 1-10V oder durch DALI. Ausgestattet mit einem 5meter langen Neopren-Kabel (10m auf Anfrage) für die Fernverbindung; zur Gewährleistung der Abdichtung werden flexible Kabel für den Außenbereich empfohlen. Das Element für die Bodenmontage ist in zwei Größen erhältlich und muss separat bestellt werden.

LED COB light source included. Integrated electric power supply 220-240V ON/OFF and adjustable 1-10V or DALI. Equipped with a 5m neoprene cable (10m upon request) for remote connection. To guarantee its water tightness, it is recommended to use flexible cables designed for outdoor use. The rod for ground installations is available in two sizes and needs to be ordered separately.

Optic Spot 22°

CoB Led: 19,5W - 2197 lm ≠ FIXT 1939 lm - 2700K/CRI 80 - 220-240V / 19,5W - 2367 lm ≠ FIXT 2085 lm - 3000K/CRI 80 - 220-240V / 19,5W - 2497 lm ≠ FIXT 2120 lm - 4000K/CRI 80 - 220-240V

2700K

Non Dimmable

- F026F2BA001
- F026F2BA006
- F026F2BA012
- F026F2BA018
- F026F2BA030
- F026F2BA033
- 1-10V
- F026F2BB001
- F026F2BB006
- F026F2BB012
- F026F2BB018
- F026F2BB030
- F026F2BB033
- Dali
- F026F2BD001
- F026F2BD006
- F026F2BD012
- F026F2BD018
- F026F2BD030
- F026F2BD033

3000K

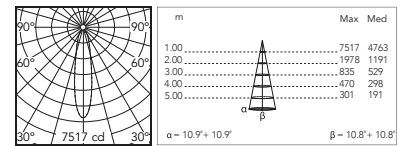
Non Dimmable

- F026F3BA001
- F026F3BA006
- F026F3BA012
- F026F3BA018
- F026F3BA030
- F026F3BA033
- 1-10V
- F026F3BB001
- F026F3BB006
- F026F3BB012
- F026F3BB018
- F026F3BB030
- F026F3BB033
- Dali
- F026F3BD001
- F026F3BD006
- F026F3BD012
- F026F3BD018
- F026F3BD030
- F026F3BD033

4000K

Non Dimmable

- F026F4BA001
- F026F4BA006
- F026F4BA012
- F026F4BA018
- F026F4BA030
- F026F4BA033
- 1-10V
- F026F4BB001
- F026F4BB006
- F026F4BB012
- F026F4BB018
- F026F4BB030
- F026F4BB033
- Dali
- F026F4BD001
- F026F4BD006
- F026F4BD012
- F026F4BD018
- F026F4BD030
- F026F4BD033



@ 3000K

Optic Medium Flood 43°

CoB Led: 19,5W - 2197 lm ≠ FIXT 2026 lm - 2700K/CRI 80 - 220-240V / 19,5W - 2367 lm ≠ FIXT 2178 lm - 3000K/CRI 80 - 220-240V / 19,5W - 2497 lm ≠ FIXT 2298 lm - 4000K/CRI 80 - 220-240V

2700K

Non Dimmable

- F026F2CA001
- F026F2CA006
- F026F2CA012
- F026F2CA018
- F026F2CA030
- F026F2CA033
- 1-10V
- F026F2CB001
- F026F2CB006
- F026F2CB012
- F026F2CB018
- F026F2CB030
- F026F2CB033
- Dali
- F026F2CD001
- F026F2CD006
- F026F2CD012
- F026F2CD018
- F026F2CD030
- F026F2CD033

3000K

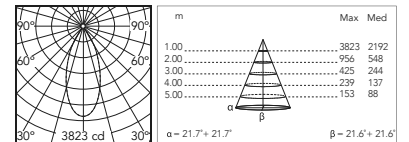
Non Dimmable

- F026F3CA001
- F026F3CA006
- F026F3CA012
- F026F3CA018
- F026F3CA030
- F026F3CA033
- 1-10V
- F026F3CB001
- F026F3CB006
- F026F3CB012
- F026F3CB018
- F026F3CB030
- F026F3CB033
- Dali
- F026F3CD001
- F026F3CD006
- F026F3CD012
- F026F3CD018
- F026F3CD030
- F026F3CD033

4000K

Non Dimmable

- F026F4CA001
- F026F4CA006
- F026F4CA012
- F026F4CA018
- F026F4CA030
- F026F4CA033
- 1-10V
- F026F4CB001
- F026F4CB006
- F026F4CB012
- F026F4CB018
- F026F4CB030
- F026F4CB033
- Dali
- F026F4CD001
- F026F4CD006
- F026F4CD012
- F026F4CD018
- F026F4CD030
- F026F4CD033



@ 3000K

Spine F 2 Absolute: Zubehör für dimmbare Versionen / Accessories for dimmable versions

5-poliger Steckersatz mit fliegendem Stecker + EU-Stecker IP68.

Connector kit 5-pole flying socket + EU plug IP68.

F990C080000

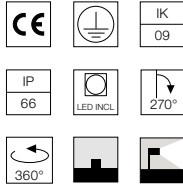
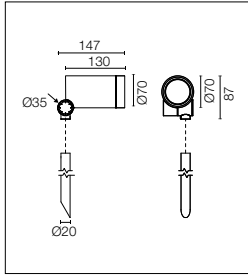


4-Wege-Abzweigdose 5-polig, IP68 (6-14 mm-Kabel).

4 way junction box 5 poles IP68 (6-14 mm cables).

F990C030000





Power-LED-Lichtquelle im Lieferumfang enthalten. Ausgestattet mit integriertem Snoot für einen gesteigerten visuellen Komfort: Der Display mit asymmetrischem Design ist als Zubehör erhältlich. Die als Zubehör erhältlichen Kollimatoren dienen der Regelung der Abstrahlwinkel. Integriertes Netzteil 220-240V mit EIN/AUS-Schalter. Ausgestattet mit einem 5meter langen Neopren-Kabelabschnitt (10m auf Anfrage) für den Fernverbindung; für die Gewährleistung der Abdichtung werden flexible Kabel für den Außenbereich empfohlen. Das Element für die Bodenmontage ist in zwei Größen erhältlich und muss separat bestellt werden. Auf Anfrage in dimmbarer Ausführung, 1-10V oder durch DALI, mit Fernspeisung 24Vdc.

Power LED source included. Equipped with an integrated snoot for higher visual comfort: the asymmetrical cut visor is available as an accessory. Collimators are available as an accessory to modify the beam opening. Integrated electric power supply 220-240V ON/OFF. Equipped with a 5m neoprene cable (10m upon request) for remote connection. To guarantee its water tightness, it is recommended to use flexible cables designed for outdoor use. The rod for ground installations is available in two sizes and needs to be ordered separately. Upon request: 1-10V or DALI dimmable version with 24Vdc remote power supply.

2200K auf Anfrage erhältlich.

2200K available on request.

Optic Narrow Spot 7°

Power Led: 3,5W - 168 lm ≠ FIXT 143 lm - 2700K/CRI 80 - 220-240V / 3,5W - 174 lm ≠ FIXT 149 lm - 3000K/CRI 80 - 220-240V / 3,5W - 180 lm ≠ FIXT 154 lm - 4000K/CRI 80 - 220-240V

2700K

Non Dimmable

- F025L2AA001
- F025L2AA006
- F025L2AA012
- F025L2AA018
- F025L2AA030
- F025L2AA033

3000K

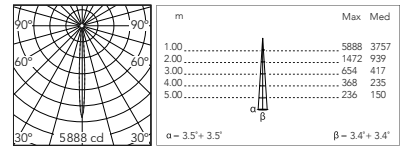
Non Dimmable

- F025L3AA001
- F025L3AA006
- F025L3AA012
- F025L3AA018
- F025L3AA030
- F025L3AA033

4000K

Non Dimmable

- F025L4AA001
- F025L4AA006
- F025L4AA012
- F025L4AA018
- F025L4AA030
- F025L4AA033



@ 3000K

Optic Spot 14°

Power Led: 7,9W - 671 lm ≠ FIXT 550 lm - 2700K/CRI 80 - 220-240V / 7,9W - 696 lm ≠ FIXT 571 lm - 3000K/CRI 80 - 220-240V / 7,9W - 720 lm ≠ FIXT 591 lm - 4000K/CRI 80 - 220-240V

2700K

Non Dimmable

- F025L2BA001
- F025L2BA006
- F025L2BA012
- F025L2BA018
- F025L2BA030
- F025L2BA033

3000K

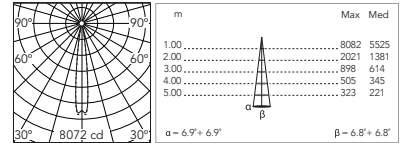
Non Dimmable

- F025L3BA001
- F025L3BA006
- F025L3BA012
- F025L3BA018
- F025L3BA030
- F025L3BA033

4000K

Non Dimmable

- F025L4BA001
- F025L4BA006
- F025L4BA012
- F025L4BA018
- F025L4BA030
- F025L4BA033



@ 3000K

Optic Medium Flood 24,5°

Power Led: 7,9W - 671 lm ≠ FIXT 499 lm - 2700K/CRI 80 - 220-240V / 7,9W - 696 lm ≠ FIXT 518 lm - 3000K/CRI 80 - 220-240V / 7,9W - 720 lm ≠ FIXT 536 lm - 4000K/CRI 80 - 220-240V

2700K

Non Dimmable

- F025L2CA001
- F025L2CA006
- F025L2CA012
- F025L2CA018
- F025L2CA030
- F025L2CA033

3000K

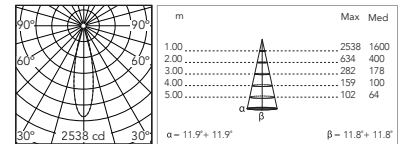
Non Dimmable

- F025L3CA001
- F025L3CA006
- F025L3CA012
- F025L3CA018
- F025L3CA030
- F025L3CA033

4000K

Non Dimmable

- F025L4CA001
- F025L4CA006
- F025L4CA012
- F025L4CA018
- F025L4CA030
- F025L4CA033



@ 3000K

Optic Flood 32°

Power Led: 7,9W - 671 lm ≠ FIXT 482 lm - 2700K/CRI 80 - 220-240V / 7,9W - 696 lm ≠ FIXT 500 lm - 3000K/CRI 80 - 220-240V / 7,9W - 720 lm ≠ FIXT 518 lm - 4000K/CRI 80 - 220-240V

2700K

Non Dimmable

- F025L2DA001
- F025L2DA006
- F025L2DA012
- F025L2DA018
- F025L2DA030
- F025L2DA033

3000K

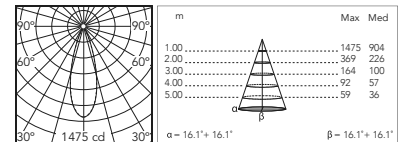
Non Dimmable

- F025L3DA001
- F025L3DA006
- F025L3DA012
- F025L3DA018
- F025L3DA030
- F025L3DA033

4000K

Non Dimmable

- F025L4DA001
- F025L4DA006
- F025L4DA012
- F025L4DA018
- F025L4DA030
- F025L4DA033



@ 3000K

Optic Wide Flood 49°

Power Led: 7,9W - 671 lm ≠ FIXT 480 lm - 2700K/CRI 80 - 220-240V / 7,9W - 696 lm ≠ FIXT 490 lm - 3000K/CRI 80 - 220-240V / 7,9W - 720 lm ≠ FIXT 505 lm - 4000K/CRI 80 - 220-240V

2700K

Non Dimmable

- F025L2EA001
- F025L2EA006
- F025L2EA012
- F025L2EA018
- F025L2EA030
- F025L2EA033

3000K

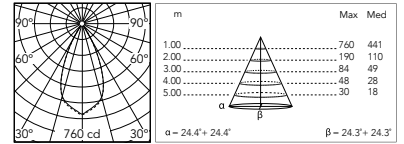
Non Dimmable

- F025L3EA001
- F025L3EA006
- F025L3EA012
- F025L3EA018
- F025L3EA030
- F025L3EA033

4000K

Non Dimmable

- F025L4EA001
- F025L4EA006
- F025L4EA012
- F025L4EA018
- F025L4EA030
- F025L4EA033



@ 3000K

Optic Elliptical 1 13,5° x 50°

Power Led: 7,9W - 671 lm ≠ FIXT 500 lm - 2700K/CRI 80 - 220-240V / 7,9W - 696 lm ≠ FIXT 519 lm - 3000K/CRI 80 - 220-240V / 7,9W - 720 lm ≠ FIXT 537 lm - 4000K/CRI 80 - 220-240V

2700K

Non Dimmable

- F025L2FA001
- F025L2FA006
- F025L2FA012
- F025L2FA018
- F025L2FA030
- F025L2FA033

3000K

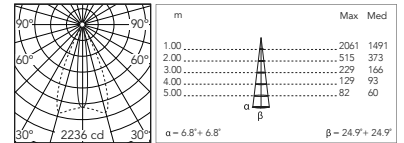
Non Dimmable

- F025L3FA001
- F025L3FA006
- F025L3FA012
- F025L3FA018
- F025L3FA030
- F025L3FA033

4000K

Non Dimmable

- F025L4FA001
- F025L4FA006
- F025L4FA012
- F025L4FA018
- F025L4FA030
- F025L4FA033



@ 3000K

Optic Elliptical 2 26° x 51°

Power Led: 7,9W - 671 lm ≠ FIXT 487 lm - 2700K/CRI 80 - 220-240V / 7,9W - 696 lm ≠ FIXT 505 lm - 3000K/CRI 80 - 220-240V / 7,9W - 720 lm ≠ FIXT 523 lm - 4000K/CRI 80 - 220-240V

2700K

Non Dimmable

- F025L2GA001
- F025L2GA006
- F025L2GA012
- F025L2GA018
- F025L2GA030
- F025L2GA033

3000K

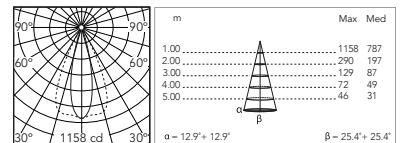
Non Dimmable

- F025L3GA001
- F025L3GA006
- F025L3GA012
- F025L3GA018
- F025L3GA030
- F025L3GA033

4000K

Non Dimmable

- F025L4GA001
- F025L4GA006
- F025L4GA012
- F025L4GA018
- F025L4GA030
- F025L4GA033



@ 3000K

Optic Wall Washer

Power Led: 7,9W - 671 lm ≠ FIXT 471 lm - 2700K/CRI 80 - 220-240V / 7,9W - 696 lm ≠ FIXT 489 lm - 3000K/CRI 80 - 220-240V / 7,9W - 720 lm ≠ FIXT 506 lm - 4000K/CRI 80 - 220-240V

2700K

Non Dimmable

- F025L2HA001
- F025L2HA006
- F025L2HA012
- F025L2HA018
- F025L2HA030
- F025L2HA033

3000K

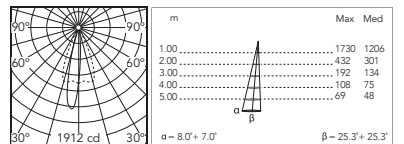
Non Dimmable

- F025L3HA001
- F025L3HA006
- F025L3HA012
- F025L3HA018
- F025L3HA030
- F025L3HA033

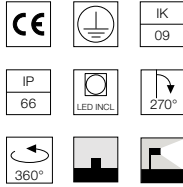
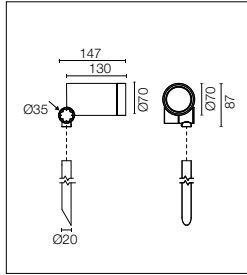
4000K

Non Dimmable

- F025L4HA001
- F025L4HA006
- F025L4HA012
- F025L4HA018
- F025L4HA030
- F025L4HA033



@ 3000K



Energieeffiziente Power-LED-Lichtquelle im Lieferumfang enthalten. Ausgestattet mit integriertem Snoot für einen gesteigerten visuellen Komfort: Der Display mit asymmetrischem Design ist als Zubehör erhältlich. Die als Zubehör erhältlichen Kollimatoren dienen der Regelung der Abstrahlwinkel. Integriertes Netzteil 220-240V mit EIN/AUS-Schalter. Ausgestattet mit einem 5meter langen Neopren-Kabel (10m auf Anfrage) für den Fernverbindung; für die Gewährleistung der Abdichtung werden flexible Kabel für den Außenbereich empfohlen. Das Element für die Bodenmontage ist in zwei Größen erhältlich und muss separat bestellt werden. Auf Anfrage in dimmbarer Ausführung, 1-10V oder durch DALI, mit Fernspeisung 24Vdc.

Energy-efficient Power LED source included Equipped with an integrated snoot for higher visual comfort: the asymmetrical cut visor is available as an accessory. Collimators are available as an accessory to modify the beam opening. Integrated electric power supply 220-240V ON/OFF. Equipped with a 5m neoprene cable (10m upon request) for remote connection. To guarantee its water tightness, it is recommended to use flexible cables designed for outdoor use. The rod for ground installations is available in two sizes and needs to be ordered separately. Upon request: 1-10V or DALI dimmable version with 24Vdc remote power supply.

Optic Spot 12°

Power Led: 10,5W - 920 lm ≠ FIXT 680 lm - 2700K/CRI 80 - 220-240V / 10,5W - 966 lm ≠ FIXT 706 lm - 3000K/CRI 80 - 220-240V / 10,5W - 1012 lm ≠ FIXT 730 lm - 4000K/CRI 80 - 220-240V

2700K

Non Dimmable

- F025M2BA001
- F025M2BA006
- F025M2BA012
- F025M2BA018
- F025M2BA030
- F025M2BA033

3000K

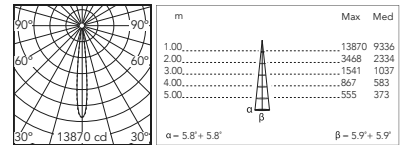
Non Dimmable

- F025M3BA001
- F025M3BA006
- F025M3BA012
- F025M3BA018
- F025M3BA030
- F025M3BA033

4000K

Non Dimmable

- F025M4BA001
- F025M4BA006
- F025M4BA012
- F025M4BA018
- F025M4BA030
- F025M4BA033



@ 3000K

Optic Medium Flood 26,5°

Power Led: 10,5W - 920 lm ≠ FIXT 594 lm - 2700K/CRI 80 - 220-240V / 10,5W - 966 lm ≠ FIXT 630 lm - 3000K/CRI 80 - 220-240V / 10,5W - 1012 lm ≠ FIXT 654 lm - 4000K/CRI 80 - 220-240V

2700K

Non Dimmable

- F025M2CA001
- F025M2CA006
- F025M2CA012
- F025M2CA018
- F025M2CA030
- F025M2CA033

3000K

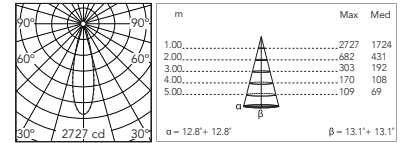
Non Dimmable

- F025M3CA001
- F025M3CA006
- F025M3CA012
- F025M3CA018
- F025M3CA030
- F025M3CA033

4000K

Non Dimmable

- F025M4CA001
- F025M4CA006
- F025M4CA012
- F025M4CA018
- F025M4CA030
- F025M4CA033



@ 3000K

Optic Flood 33,5°

Power Led: 10,5W - 920 lm ≠ FIXT 592 lm - 2700K/CRI 80 - 220-240V / 10,5W - 966 lm ≠ FIXT 627 lm - 3000K/CRI 80 - 220-240V / 10,5W - 1012 lm ≠ FIXT 651 lm - 4000K/CRI 80 - 220-240V

2700K

Non Dimmable

- F025M2DA001
- F025M2DA006
- F025M2DA012
- F025M2DA018
- F025M2DA030
- F025M2DA033

3000K

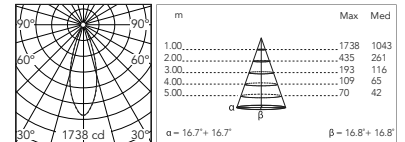
Non Dimmable

- F025M3DA001
- F025M3DA006
- F025M3DA012
- F025M3DA018
- F025M3DA030
- F025M3DA033

4000K

Non Dimmable

- F025M4DA001
- F025M4DA006
- F025M4DA012
- F025M4DA018
- F025M4DA030
- F025M4DA033



@ 3000K

Optic Wide Flood 50°

Power Led: 10,5W - 920 lm ≠ FIXT 591 lm - 2700K/CRI 80 - 220-240V / 10,5W - 966 lm ≠ FIXT 619 lm - 3000K/CRI 80 - 220-240V / 10,5W - 1012 lm ≠ FIXT 650 lm - 4000K/CRI 80 - 220-240V

2700K

Non Dimmable

- F025M2EA001
- F025M2EA006
- F025M2EA012
- F025M2EA018
- F025M2EA030
- F025M2EA033

3000K

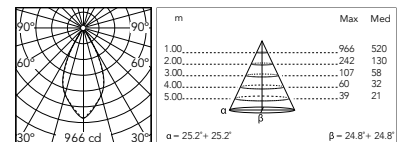
Non Dimmable

- F025M3EA001
- F025M3EA006
- F025M3EA012
- F025M3EA018
- F025M3EA030
- F025M3EA033

4000K

Non Dimmable

- F025M4EA001
- F025M4EA006
- F025M4EA012
- F025M4EA018
- F025M4EA030
- F025M4EA033



@ 3000K

Spine F 1 Pro Hp

Optic Elliptical 1 11,5° x 49°

Power Led: 10,5W - 920 lm ≠ FIXT 603 lm - 2700K/CRI 80 - 220-240V / 10,5W - 966 lm ≠ FIXT 639 lm - 3000K/CRI 80 - 220-240V / 10,5W - 1012 lm ≠ FIXT 663 lm - 4000K/CRI 80 - 220-240V

2700K

Non Dimmable

- F025M2FA001
- F025M2FA006
- F025M2FA012
- F025M2FA018
- F025M2FA030
- F025M2FA033

3000K

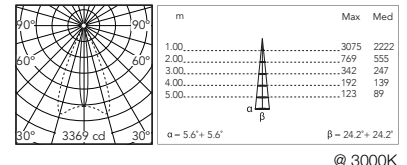
Non Dimmable

- F025M3FA001
- F025M3FA006
- F025M3FA012
- F025M3FA018
- F025M3FA030
- F025M3FA033

4000K

Non Dimmable

- F025M4FA001
- F025M4FA006
- F025M4FA012
- F025M4FA018
- F025M4FA030
- F025M4FA033



Optic Elliptical 2 25,5° x 50°

Power Led: 10,5W - 920 lm ≠ FIXT 601 lm - 2700K/CRI 80 - 220-240V / 10,5W - 966 lm ≠ FIXT 624 lm - 3000K/CRI 80 - 220-240V / 10,5W - 1012 lm ≠ FIXT 645 lm - 4000K/CRI 80 - 220-240V

2700K

Non Dimmable

- F025M2GA001
- F025M2GA006
- F025M2GA012
- F025M2GA018
- F025M2GA030
- F025M2GA033

3000K

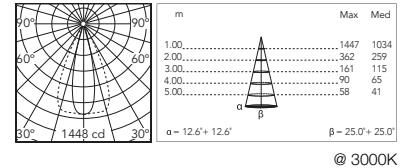
Non Dimmable

- F025M3GA001
- F025M3GA006
- F025M3GA012
- F025M3GA018
- F025M3GA030
- F025M3GA033

4000K

Non Dimmable

- F025M4GA001
- F025M4GA006
- F025M4GA012
- F025M4GA018
- F025M4GA030
- F025M4GA033



Optic Wall Washer

Power Led: 10,5W - 920 lm ≠ FIXT 574 lm - 2700K/CRI 80 - 220-240V / 10,5W - 966 lm ≠ FIXT 609 lm - 3000K/CRI 80 - 220-240V / 10,5W - 1012 lm ≠ FIXT 631 lm - 4000K/CRI 80 - 220-240V

2700K

Non Dimmable

- F025M2HA001
- F025M2HA006
- F025M2HA012
- F025M2HA018
- F025M2HA030
- F025M2HA033

3000K

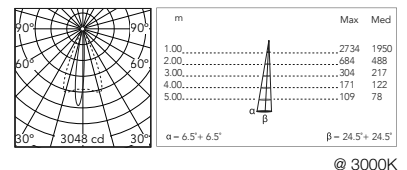
Non Dimmable

- F025M3HA001
- F025M3HA006
- F025M3HA012
- F025M3HA018
- F025M3HA030
- F025M3HA033

4000K

Non Dimmable

- F025M4HA001
- F025M4HA006
- F025M4HA012
- F025M4HA018
- F025M4HA030
- F025M4HA033



Spine F 1 Pro: Zubehörteile / Accessories

Honeycomb

Honeycomb Louvre

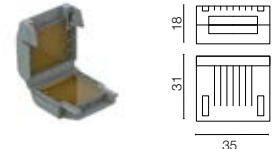
F025Z060000



IPX8 Gelbox für den elektrischen Anschluss.

Gelbox IPX8 for splicing connectors.

F990C100000



Konverterlinse / Converter lenses:

- Converter Spine 1 Optic Medium Flood
- Converter Spine 1 Optic Flood
- Converter Spine 1 Optic Wide Flood
- Converter Spine 1 Optic Elliptic 1
- Converter Spine 1 Optic Elliptic 2
- Converter Spine 1 Optic Wall Washer

F029Z010000
F029Z011000
F029Z012000
F029Z013000
F029Z014000
F029Z015000



Verbindungssystem, IP68, 2-Wege-H2O-Antikondensat, 4-polig.

2 way terminal block 4 poles IP68 H2O Stop.

F990C00A000

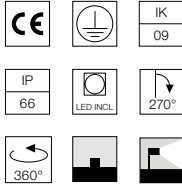
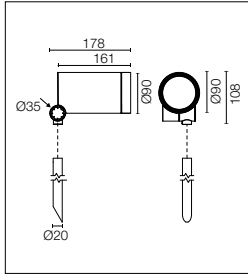


Verbindungssystem, IP68, 3/4-Wege-H2O-Antikondensat, 4-polig, (ø5,5÷12mm Kabel).

3/4 way terminal block 4 poles IP68 H2O Stop. (ø5,5÷12mm cable).

F990C010000





Power-LED-Lichtquelle im Lieferumfang enthalten. Ausgestattet mit integriertem Snoot für einen gesteigerten visuellen Komfort. Die als Zubehör erhältlichen Kollimatoren dienen der Regelung der Abstrahlwinkel. Integriertes Netzteil 220-240V mit EIN/AUS-Schalter, dimmbar 1-10V oder durch DALI. Ausgestattet mit einem 5meter langen Neopren-Kabel (10m auf Anfrage) für den Fernverbindung; für die Gewährleistung werden flexible Kabel für den Außenbereich empfohlen. Das Element für die Bodenmontage ist in zwei Größen erhältlich und muss separat bestellt werden.

Power LED source included. Equipped with an integrated snoot for higher visual comfort. Collimators are available as an accessory to modify the beam opening. Integrated electric power supply 220-240V ON/OFF and adjustable 1-10V or DALI. Equipped with a 5m neoprene cable (10m upon request) for remote connection. To guarantee its water tightness, it is recommended to use flexible cables designed for outdoor use. The rod for ground installations is available in two sizes and needs to be ordered separately.

Optic Narrow Spot
2200K auf Anfrage erhältlich.

Optic Narrow Spot
2200K available on request.

Optic Narrow Spot 6°

Power Led: 4,1W - 248 lm ≠ FIXT 230 lm - 2700K/CRI 80 - 220-240V / 4,1W - 258 lm ≠ FIXT 239 lm - 3000K/CRI 80 - 220-240V / 4,1W - 267 lm ≠ FIXT 247 lm - 4000K/CRI 80 - 220-240V

2700K

Non Dimmable

- F026L2AA001
- F026L2AA006
- F026L2AA012
- F026L2AA018
- F026L2AA030
- F026L2AA033
- 1-10V
- F026L2AB001
- F026L2AB006
- F026L2AB012
- F026L2AB018
- F026L2AB030
- F026L2AB033
- Dali
- F026L2AD001
- F026L2AD006
- F026L2AD012
- F026L2AD018
- F026L2AD030
- F026L2AD033

3000K

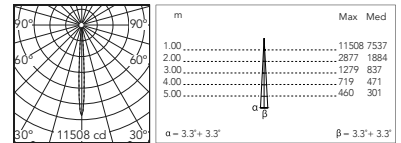
Non Dimmable

- F026L3AA001
- F026L3AA006
- F026L3AA012
- F026L3AA018
- F026L3AA030
- F026L3AA033
- 1-10V
- F026L3AB001
- F026L3AB006
- F026L3AB012
- F026L3AB018
- F026L3AB030
- F026L3AB033
- Dali
- F026L3AD001
- F026L3AD006
- F026L3AD012
- F026L3AD018
- F026L3AD030
- F026L3AD033

4000K

Non Dimmable

- F026L4AA001
- F026L4AA006
- F026L4AA012
- F026L4AA018
- F026L4AA030
- F026L4AA033
- 1-10V
- F026L4AB001
- F026L4AB006
- F026L4AB012
- F026L4AB018
- F026L4AB030
- F026L4AB033
- Dali
- F026L4AD001
- F026L4AD006
- F026L4AD012
- F026L4AD018
- F026L4AD030
- F026L4AD033



@ 3000K

Optic Spot 9,5°

Power Led: 10,5W - 920 lm ≠ FIXT 769 lm - 2700K/CRI 80 - 220-240V / 10,5W - 966 lm ≠ FIXT 808 lm - 3000K/CRI 80 - 220-240V / 10,5W - 1012 lm ≠ FIXT 846 lm - 4000K/CRI 80 - 220-240V

2700K

Non Dimmable

- F026L2BA001
- F026L2BA006
- F026L2BA012
- F026L2BA018
- F026L2BA030
- F026L2BA033
- 1-10V
- F026L2BB001
- F026L2BB006
- F026L2BB012
- F026L2BB018
- F026L2BB030
- F026L2BB033
- Dali
- F026L2BD001
- F026L2BD006
- F026L2BD012
- F026L2BD018
- F026L2BD030
- F026L2BD033

3000K

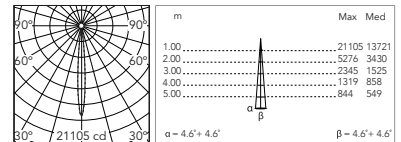
Non Dimmable

- F026L3BA001
- F026L3BA006
- F026L3BA012
- F026L3BA018
- F026L3BA030
- F026L3BA033
- 1-10V
- F026L3BB001
- F026L3BB006
- F026L3BB012
- F026L3BB018
- F026L3BB030
- F026L3BB033
- Dali
- F026L3BD001
- F026L3BD006
- F026L3BD012
- F026L3BD018
- F026L3BD030
- F026L3BD033

4000K

Non Dimmable

- F026L4BA001
- F026L4BA006
- F026L4BA012
- F026L4BA018
- F026L4BA030
- F026L4BA033
- 1-10V
- F026L4BB001
- F026L4BB006
- F026L4BB012
- F026L4BB018
- F026L4BB030
- F026L4BB033
- Dali
- F026L4BD001
- F026L4BD006
- F026L4BD012
- F026L4BD018
- F026L4BD030
- F026L4BD033



@ 3000K

Optic Medium Flood 28°

Power Led: 10,5W - 920 lm ≠ FIXT 715 lm - 2700K/CRI 80 - 220-240V / 10,5W - 966 lm ≠ FIXT 742 lm - 3000K/CRI 80 - 220-240V / 10,5W - 1012 lm ≠ FIXT 767 lm - 4000K/CRI 80 - 220-240V

2700K

Non Dimmable

- F026L2CA001
- F026L2CA006
- F026L2CA012
- F026L2CA018
- F026L2CA030
- F026L2CA033
- 1-10V
- F026L2CB001
- F026L2CB006
- F026L2CB012
- F026L2CB018
- F026L2CB030
- F026L2CB033
- Dali
- F026L2CD001
- F026L2CD006
- F026L2CD012
- F026L2CD018
- F026L2CD030
- F026L2CD033

3000K

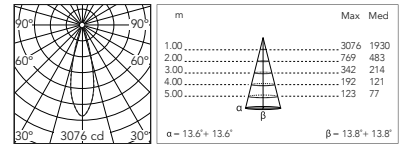
Non Dimmable

- F026L3CA001
- F026L3CA006
- F026L3CA012
- F026L3CA018
- F026L3CA030
- F026L3CA033
- 1-10V
- F026L3CB001
- F026L3CB006
- F026L3CB012
- F026L3CB018
- F026L3CB030
- F026L3CB033
- Dali
- F026L3CD001
- F026L3CD006
- F026L3CD012
- F026L3CD018
- F026L3CD030
- F026L3CD033

4000K

Non Dimmable

- F026L4CA001
- F026L4CA006
- F026L4CA012
- F026L4CA018
- F026L4CA030
- F026L4CA033
- 1-10V
- F026L4CB001
- F026L4CB006
- F026L4CB012
- F026L4CB018
- F026L4CB030
- F026L4CB033
- Dali
- F026L4CD001
- F026L4CD006
- F026L4CD012
- F026L4CD018
- F026L4CD030
- F026L4CD033



@ 3000K

Optic Flood 33°

Power Led: 10,5W - 920 lm ≠ FIXT 695 lm - 2700K/CRI 80 - 220-240V / 10,5W - 966 lm ≠ FIXT 721 lm - 3000K/CRI 80 - 220-240V / 10,5W - 1012 lm ≠ FIXT 746 lm - 4000K/CRI 80 - 220-240V

2700K

Non Dimmable

- F026L2DA001
- F026L2DA006
- F026L2DA012
- F026L2DA018
- F026L2DA030
- F026L2DA033
- 1-10V
- F026L2DB001
- F026L2DB006
- F026L2DB012
- F026L2DB018
- F026L2DB030
- F026L2DB033
- Dali
- F026L2DD001
- F026L2DD006
- F026L2DD012
- F026L2DD018
- F026L2DD030
- F026L2DD033

3000K

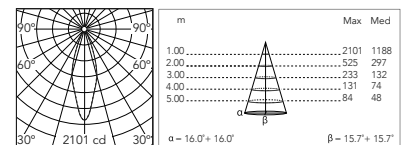
Non Dimmable

- F026L3DA001
- F026L3DA006
- F026L3DA012
- F026L3DA018
- F026L3DA030
- F026L3DA033
- 1-10V
- F026L3DB001
- F026L3DB006
- F026L3DB012
- F026L3DB018
- F026L3DB030
- F026L3DB033
- Dali
- F026L3DD001
- F026L3DD006
- F026L3DD012
- F026L3DD018
- F026L3DD030
- F026L3DD033

4000K

Non Dimmable

- F026L4DA001
- F026L4DA006
- F026L4DA012
- F026L4DA018
- F026L4DA030
- F026L4DA033
- 1-10V
- F026L4DB001
- F026L4DB006
- F026L4DB012
- F026L4DB018
- F026L4DB030
- F026L4DB033
- Dali
- F026L4DD001
- F026L4DD006
- F026L4DD012
- F026L4DD018
- F026L4DD030
- F026L4DD033



@ 3000K

Optic Wide Flood 51°

Power Led: 10,5W - 920 lm ≠ FIXT 711 lm - 2700K/CRI 80 - 220-240V / 10,5W - 966 lm ≠ FIXT 741 lm - 3000K/CRI 80 - 220-240V / 10,5W - 1012 lm ≠ FIXT 778 lm - 4000K/CRI 80 - 220-240V

2700K

Non Dimmable

- F026L2EA001
- F026L2EA006
- F026L2EA012
- F026L2EA018
- F026L2EA030
- F026L2EA033
- 1-10V
- F026L2EB001
- F026L2EB006
- F026L2EB012
- F026L2EB018
- F026L2EB030
- F026L2EB033
- Dali
- F026L2ED001
- F026L2ED006
- F026L2ED012
- F026L2ED018
- F026L2ED030
- F026L2ED033

3000K

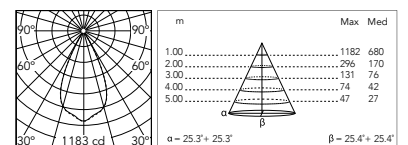
Non Dimmable

- F026L3EA001
- F026L3EA006
- F026L3EA012
- F026L3EA018
- F026L3EA030
- F026L3EA033
- 1-10V
- F026L3EB001
- F026L3EB006
- F026L3EB012
- F026L3EB018
- F026L3EB030
- F026L3EB033
- Dali
- F026L3ED001
- F026L3ED006
- F026L3ED012
- F026L3ED018
- F026L3ED030
- F026L3ED033

4000K

Non Dimmable

- F026L4EA001
- F026L4EA006
- F026L4EA012
- F026L4EA018
- F026L4EA030
- F026L4EA033
- 1-10V
- F026L4EB001
- F026L4EB006
- F026L4EB012
- F026L4EB018
- F026L4EB030
- F026L4EB033
- Dali
- F026L4ED001
- F026L4ED006
- F026L4ED012
- F026L4ED018
- F026L4ED030
- F026L4ED033



@ 3000K

Spine F 2 Pro

Optic Elliptical 1 9,5° x 48°

Power Led: 10,5W - 920 lm ≠ FIXT 717 lm - 2700K/CRI 80 - 220-240V / 10,5W - 966 lm ≠ FIXT 744 lm - 3000K/CRI 80 - 220-240V / 10,5W - 1012 lm ≠ FIXT 770 lm - 4000K/CRI 80 - 220-240V

2700K

Non Dimmable

- F026L2FA001
- F026L2FA006
- F026L2FA012
- F026L2FA018
- F026L2FA030
- F026L2FA033
- 1-10V
- F026L2FB001
- F026L2FB006
- F026L2FB012
- F026L2FB018
- F026L2FB030
- F026L2FB033
- Dali
- F026L2FD001
- F026L2FD006
- F026L2FD012
- F026L2FD018
- F026L2FD030
- F026L2FD033

3000K

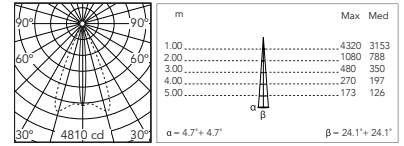
Non Dimmable

- F026L3FA001
- F026L3FA006
- F026L3FA012
- F026L3FA018
- F026L3FA030
- F026L3FA033
- 1-10V
- F026L3FB001
- F026L3FB006
- F026L3FB012
- F026L3FB018
- F026L3FB030
- F026L3FB033
- Dali
- F026L3FD001
- F026L3FD006
- F026L3FD012
- F026L3FD018
- F026L3FD030
- F026L3FD033

4000K

Non Dimmable

- F026L4FA001
- F026L4FA006
- F026L4FA012
- F026L4FA018
- F026L4FA030
- F026L4FA033
- 1-10V
- F026L4FB001
- F026L4FB006
- F026L4FB012
- F026L4FB018
- F026L4FB030
- F026L4FB033
- Dali
- F026L4FD001
- F026L4FD006
- F026L4FD012
- F026L4FD018
- F026L4FD030
- F026L4FD033



@ 3000K

Optic Elliptical 2 24° x 50°

Power Led: 10,5W - 920 lm ≠ FIXT 699 lm - 2700K/CRI 80 - 220-240V / 10,5W - 966 lm ≠ FIXT 725 lm - 3000K/CRI 80 - 220-240V / 10,5W - 1012 lm ≠ FIXT 750 lm - 4000K/CRI 80 - 220-240V

2700K

Non Dimmable

- F026L2GA001
- F026L2GA006
- F026L2GA012
- F026L2GA018
- F026L2GA030
- F026L2GA033
- 1-10V
- F026L2GB001
- F026L2GB006
- F026L2GB012
- F026L2GB018
- F026L2GB030
- F026L2GB033
- Dali
- F026L2GD001
- F026L2GD006
- F026L2GD012
- F026L2GD018
- F026L2GD030
- F026L2GD033

3000K

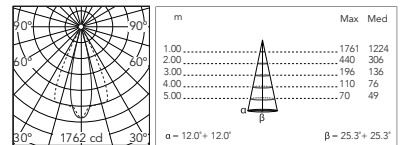
Non Dimmable

- F026L3GA001
- F026L3GA006
- F026L3GA012
- F026L3GA018
- F026L3GA030
- F026L3GA033
- 1-10V
- F026L3GB001
- F026L3GB006
- F026L3GB012
- F026L3GB018
- F026L3GB030
- F026L3GB033
- Dali
- F026L3GD001
- F026L3GD006
- F026L3GD012
- F026L3GD018
- F026L3GD030
- F026L3GD033

4000K

Non Dimmable

- F026L4GA001
- F026L4GA006
- F026L4GA012
- F026L4GA018
- F026L4GA030
- F026L4GA033
- 1-10V
- F026L4GB001
- F026L4GB006
- F026L4GB012
- F026L4GB018
- F026L4GB030
- F026L4GB033
- Dali
- F026L4GD001
- F026L4GD006
- F026L4GD012
- F026L4GD018
- F026L4GD030
- F026L4GD033



@ 3000K

Optic Wall Washer

Power Led: 10,5W - 920 lm ≠ FIXT 673 lm - 2700K/CRI 80 - 220-240V / 10,5W - 966 lm ≠ FIXT 698 lm - 3000K/CRI 80 - 220-240V / 10,5W - 1012 lm ≠ FIXT 672 lm - 4000K/CRI 80 - 220-240V

2700K

Non Dimmable

- F026L2HA001
- F026L2HA006
- F026L2HA012
- F026L2HA018
- F026L2HA030
- F026L2HA033
- 1-10V
- F026L2HB001
- F026L2HB006
- F026L2HB012
- F026L2HB018
- F026L2HB030
- F026L2HB033
- Dali
- F026L2HD001
- F026L2HD006
- F026L2HD012
- F026L2HD018
- F026L2HD030
- F026L2HD033

3000K

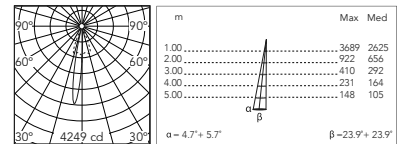
Non Dimmable

- F026L3HA001
- F026L3HA006
- F026L3HA012
- F026L3HA018
- F026L3HA030
- F026L3HA033
- 1-10V
- F026L3HB001
- F026L3HB006
- F026L3HB012
- F026L3HB018
- F026L3HB030
- F026L3HB033
- Dali
- F026L3HD001
- F026L3HD006
- F026L3HD012
- F026L3HD018
- F026L3HD030
- F026L3HD033

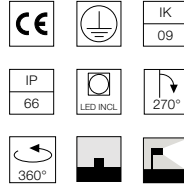
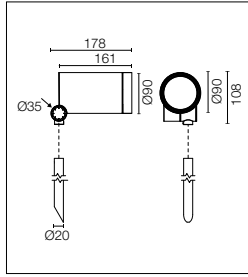
4000K

Non Dimmable

- F026L4HA001
- F026L4HA006
- F026L4HA012
- F026L4HA018
- F026L4HA030
- F026L4HA033
- 1-10V
- F026L4HB001
- F026L4HB006
- F026L4HB012
- F026L4HB018
- F026L4HB030
- F026L4HB033
- Dali
- F026L4HD001
- F026L4HD006
- F026L4HD012
- F026L4HD018
- F026L4HD030
- F026L4HD033



@ 3000K



Energieeffiziente Power-LED-Lichtquelle im Lieferumfang enthalten. Ausgestattet mit integriertem Snoot für einen gesteigerten visuellen Komfort. Die als Zubehör erhältlichen Kollimatoren dienen der Regelung der Abstrahlwinkel. Integriertes Netzteil 220-240V mit EIN/AUS-Schalter, dimmbar 1-10V oder durch DALI. Ausgestattet mit einem 5meter langen Neopren-Kabel (10m auf Anfrage) für den Fernverbinding; für die Gewährleistung der Abdichtung werden flexible Kabel für den Außenbereich empfohlen. Das Element für die Bodenmontage ist in zwei Größen erhältlich und muss separat bestellt werden.

Energy-efficient Power LED source included Equipped with an integrated snoot for higher visual comfort. Collimators are available as an accessory to modify the beam opening. Integrated electric power supply 220-240V ON/OFF and adjustable 1-10V or DALI. Equipped with a 5m neoprene cable (10m upon request) for remote connection. To guarantee its water tightness, it is recommended to use flexible cables designed for outdoor use. The rod for ground installations is available in two sizes and needs to be ordered separately.

2200K auf Anfrage erhältlich.

2200K available on request.

Optic Spot 14,5°

Power Led: 17W - 1739 lm ≠ FIXT 1443 lm - 2700K/CRI 80 - 220-240V / 17W - 1803 lm ≠ FIXT 1497 lm - 3000K/CRI 80 - 220-240V / 17W - 1868 lm ≠ FIXT 1548 lm - 4000K/CRI 80 - 220-240V

2700K

Non Dimmable

- F026M2BA001
- F026M2BA006
- F026M2BA012
- F026M2BA018
- F026M2BA030
- F026M2BA033
- 1-10V
- F026M2BB001
- F026M2BB006
- F026M2BB012
- F026M2BB018
- F026M2BB030
- F026M2BB033
- Dali
- F026M2BD001
- F026M2BD006
- F026M2BD012
- F026M2BD018
- F026M2BD030
- F026M2BD033

3000K

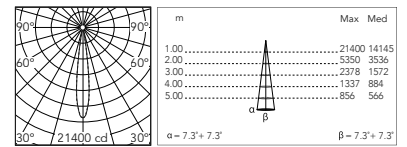
Non Dimmable

- F026M3BA001
- F026M3BA006
- F026M3BA012
- F026M3BA018
- F026M3BA030
- F026M3BA033
- 1-10V
- F026M3BB001
- F026M3BB006
- F026M3BB012
- F026M3BB018
- F026M3BB030
- F026M3BB033
- Dali
- F026M3BD001
- F026M3BD006
- F026M3BD012
- F026M3BD018
- F026M3BD030
- F026M3BD033

4000K

Non Dimmable

- F026M4BA001
- F026M4BA006
- F026M4BA012
- F026M4BA018
- F026M4BA030
- F026M4BA033
- 1-10V
- F026M4BB001
- F026M4BB006
- F026M4BB012
- F026M4BB018
- F026M4BB030
- F026M4BB033
- Dali
- F026M4BD001
- F026M4BD006
- F026M4BD012
- F026M4BD018
- F026M4BD030
- F026M4BD033



@ 3000K

Optic Medium Flood 26°

Power Led: 17W - 1739 lm ≠ FIXT 1336 lm - 2700K/CRI 80 - 220-240V / 17W - 1803 lm ≠ FIXT 1386 lm - 3000K/CRI 80 - 220-240V / 17W - 1868 lm ≠ FIXT 1434 lm - 4000K/CRI 80 - 220-240V

2700K

Non Dimmable

- F026M2CA001
- F026M2CA006
- F026M2CA012
- F026M2CA018
- F026M2CA030
- F026M2CA033
- 1-10V
- F026M2CB001
- F026M2CB006
- F026M2CB012
- F026M2CB018
- F026M2CB030
- F026M2CB033
- Dali
- F026M2CD001
- F026M2CD006
- F026M2CD012
- F026M2CD018
- F026M2CD030
- F026M2CD033

3000K

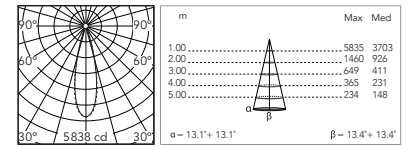
Non Dimmable

- F026M3CA001
- F026M3CA006
- F026M3CA012
- F026M3CA018
- F026M3CA030
- F026M3CA033
- 1-10V
- F026M3CB001
- F026M3CB006
- F026M3CB012
- F026M3CB018
- F026M3CB030
- F026M3CB033
- Dali
- F026M3CD001
- F026M3CD006
- F026M3CD012
- F026M3CD018
- F026M3CD030
- F026M3CD033

4000K

Non Dimmable

- F026M4CA001
- F026M4CA006
- F026M4CA012
- F026M4CA018
- F026M4CA030
- F026M4CA033
- 1-10V
- F026M4CB001
- F026M4CB006
- F026M4CB012
- F026M4CB018
- F026M4CB030
- F026M4CB033
- Dali
- F026M4CD001
- F026M4CD006
- F026M4CD012
- F026M4CD018
- F026M4CD030
- F026M4CD033



@ 3000K

Spine F 2 Pro Hp

Optic Flood 36°

Power Led: 17W - 1739 lm ≠ FIXT 1302 lm - 2700K/CRI 80 - 220-240V / 17W - 1803 lm ≠ FIXT 1351 lm - 3000K/CRI 80 - 220-240V / 17W - 1868 lm ≠ FIXT 1397 lm - 4000K/CRI 80 - 220-240V

2700K

Non Dimmable

- F026M2DA001
- F026M2DA006
- F026M2DA012
- F026M2DA018
- F026M2DA030
- F026M2DA033
- 1-10V
- F026M2DB001
- F026M2DB006
- F026M2DB012
- F026M2DB018
- F026M2DB030
- F026M2DB033
- Dali
- F026M2DD001
- F026M2DD006
- F026M2DD012
- F026M2DD018
- F026M2DD030
- F026M2DD033

3000K

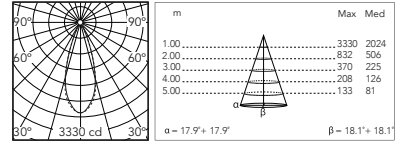
Non Dimmable

- F026M3DA001
- F026M3DA006
- F026M3DA012
- F026M3DA018
- F026M3DA030
- F026M3DA033
- 1-10V
- F026M3DB001
- F026M3DB006
- F026M3DB012
- F026M3DB018
- F026M3DB030
- F026M3DB033
- Dali
- F026M3DD001
- F026M3DD006
- F026M3DD012
- F026M3DD018
- F026M3DD030
- F026M3DD033

4000K

Non Dimmable

- F026M4DA001
- F026M4DA006
- F026M4DA012
- F026M4DA018
- F026M4DA030
- F026M4DA033
- 1-10V
- F026M4DB001
- F026M4DB006
- F026M4DB012
- F026M4DB018
- F026M4DB030
- F026M4DB033
- Dali
- F026M4DD001
- F026M4DD006
- F026M4DD012
- F026M4DD018
- F026M4DD030
- F026M4DD033



@ 3000K

Optic Wide Flood 52°

Power Led: 17W - 1739 lm ≠ FIXT 1303 lm - 2700K/CRI 80 - 220-240V / 17W - 1803 lm ≠ FIXT 1357 lm - 3000K/CRI 80 - 220-240V / 17W - 1868 lm ≠ FIXT 1411 lm - 4000K/CRI 80 - 220-240V

2700K

Non Dimmable

- F026M2EA001
- F026M2EA006
- F026M2EA012
- F026M2EA018
- F026M2EA030
- F026M2EA033
- 1-10V
- F026M2EB001
- F026M2EB006
- F026M2EB012
- F026M2EB018
- F026M2EB030
- F026M2EB033
- Dali
- F026M2ED001
- F026M2ED006
- F026M2ED012
- F026M2ED018
- F026M2ED030
- F026M2ED033

3000K

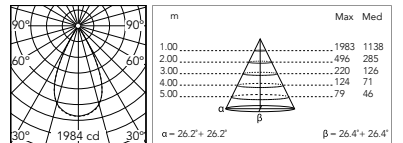
Non Dimmable

- F026M3EA001
- F026M3EA006
- F026M3EA012
- F026M3EA018
- F026M3EA030
- F026M3EA033
- 1-10V
- F026M3EB001
- F026M3EB006
- F026M3EB012
- F026M3EB018
- F026M3EB030
- F026M3EB033
- Dali
- F026M3ED001
- F026M3ED006
- F026M3ED012
- F026M3ED018
- F026M3ED030
- F026M3ED033

4000K

Non Dimmable

- F026M4EA001
- F026M4EA006
- F026M4EA012
- F026M4EA018
- F026M4EA030
- F026M4EA033
- 1-10V
- F026M4EB001
- F026M4EB006
- F026M4EB012
- F026M4EB018
- F026M4EB030
- F026M4EB033
- Dali
- F026M4ED001
- F026M4ED006
- F026M4ED012
- F026M4ED018
- F026M4ED030
- F026M4ED033



@ 3000K

Optic Elliptical 1 14° x 50°

Power Led: 17W - 1739 lm ≠ FIXT 1315 lm - 2700K/CRI 80 - 220-240V / 17W - 1803 lm ≠ FIXT 1364 lm - 3000K/CRI 80 - 220-240V / 17W - 1868 lm ≠ FIXT 1410 lm - 4000K/CRI 80 - 220-240V

2700K

Non Dimmable

- F026M2FA001
- F026M2FA006
- F026M2FA012
- F026M2FA018
- F026M2FA030
- F026M2FA033
- 1-10V
- F026M2FB001
- F026M2FB006
- F026M2FB012
- F026M2FB018
- F026M2FB030
- F026M2FB033
- Dali
- F026M2FD001
- F026M2FD006
- F026M2FD012
- F026M2FD018
- F026M2FD030
- F026M2FD033

3000K

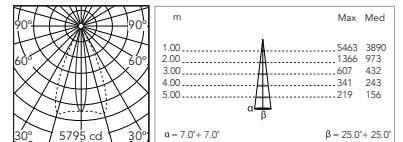
Non Dimmable

- F026M3FA001
- F026M3FA006
- F026M3FA012
- F026M3FA018
- F026M3FA030
- F026M3FA033
- 1-10V
- F026M3FB001
- F026M3FB006
- F026M3FB012
- F026M3FB018
- F026M3FB030
- F026M3FB033
- Dali
- F026M3FD001
- F026M3FD006
- F026M3FD012
- F026M3FD018
- F026M3FD030
- F026M3FD033

4000K

Non Dimmable

- F026M4FA001
- F026M4FA006
- F026M4FA012
- F026M4FA018
- F026M4FA030
- F026M4FA033
- 1-10V
- F026M4FB001
- F026M4FB006
- F026M4FB012
- F026M4FB018
- F026M4FB030
- F026M4FB033
- Dali
- F026M4FD001
- F026M4FD006
- F026M4FD012
- F026M4FD018
- F026M4FD030
- F026M4FD033



@ 3000K

Optic Elliptical 2 25° x 52°

Power Led: 17W - 1739 lm ≠ FIXT 1298 lm - 2700K/CRI 80 - 220-240V / 17W - 1803 lm ≠ FIXT 1351 lm - 3000K/CRI 80 - 220-240V / 17W - 1868 lm ≠ FIXT 1393 lm - 4000K/CRI 80 - 220-240V

2700K

Non Dimmable

- F026M2GA001
- F026M2GA006
- F026M2GA012
- F026M2GA018
- F026M2GA030
- F026M2GA033

1-10V

- F026M2GB001
- F026M2GB006
- F026M2GB012
- F026M2GB018
- F026M2GB030
- F026M2GB033

Dali

- F026M2GD001
- F026M2GD006
- F026M2GD012
- F026M2GD018
- F026M2GD030
- F026M2GD033

3000K

Non Dimmable

- F026M3GA001
- F026M3GA006
- F026M3GA012
- F026M3GA018
- F026M3GA030
- F026M3GA033

1-10V

- F026M3GB001
- F026M3GB006
- F026M3GB012
- F026M3GB018
- F026M3GB030
- F026M3GB033

Dali

- F026M3GD001
- F026M3GD006
- F026M3GD012
- F026M3GD018
- F026M3GD030
- F026M3GD033

4000K

Non Dimmable

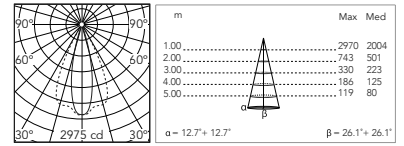
- F026M4GA001
- F026M4GA006
- F026M4GA012
- F026M4GA018
- F026M4GA030
- F026M4GA033

1-10V

- F026M4GB001
- F026M4GB006
- F026M4GB012
- F026M4GB018
- F026M4GB030
- F026M4GB033

Dali

- F026M4GD001
- F026M4GD006
- F026M4GD012
- F026M4GD018
- F026M4GD030
- F026M4GD033



@ 3000K

Optic Wall Washer

Power Led: 17W - 1739 lm ≠ FIXT 1277 lm - 2700K/CRI 80 - 220-240V / 17W - 1803 lm ≠ FIXT 1325 lm - 3000K/CRI 80 - 220-240V / 17W - 1868 lm ≠ FIXT 1370 lm - 4000K/CRI 80 - 220-240V

2700K

Non Dimmable

- F026M2HA001
- F026M2HA006
- F026M2HA012
- F026M2HA018
- F026M2HA030
- F026M2HA033

1-10V

- F026M2HB001
- F026M2HB006
- F026M2HB012
- F026M2HB018
- F026M2HB030
- F026M2HB033

Dali

- F026M2HD001
- F026M2HD006
- F026M2HD012
- F026M2HD018
- F026M2HD030
- F026M2HD033

3000K

Non Dimmable

- F026M3HA001
- F026M3HA006
- F026M3HA012
- F026M3HA018
- F026M3HA030
- F026M3HA033

1-10V

- F026M3HB001
- F026M3HB006
- F026M3HB012
- F026M3HB018
- F026M3HB030
- F026M3HB033

Dali

- F026M3HD001
- F026M3HD006
- F026M3HD012
- F026M3HD018
- F026M3HD030
- F026M3HD033

4000K

Non Dimmable

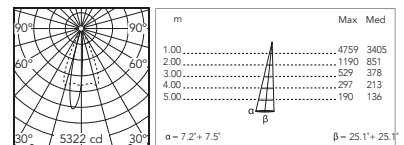
- F026M4HA001
- F026M4HA006
- F026M4HA012
- F026M4HA018
- F026M4HA030
- F026M4HA033

1-10V

- F026M4HB001
- F026M4HB006
- F026M4HB012
- F026M4HB018
- F026M4HB030
- F026M4HB033


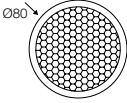

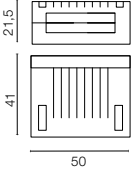

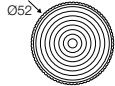



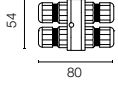



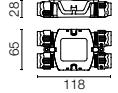
Dali

- F026M4HD001
- F026M4HD006
- F026M4HD012
- F026M4HD018
- F026M4HD030
- F026M4HD033

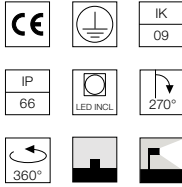
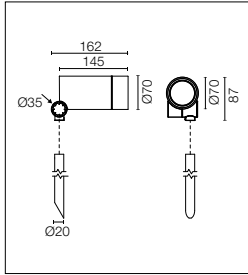


@ 3000K

Spine F 2 Pro: Zubehörteile / Accessories

Honeycomb	Honeycomb Louvre	F026Z060000		
IPX8 Gelbox für den elektrischen Anschluss.	Gelbox IPX8 for splicing connectors.	F990C110000		
Konverterlinse / Converter lenses:				
- Converter Spine 2 Optic Medium Flood		F029Z020000		
- Converter Spine 2 Optic Flood		F029Z021000		
- Converter Spine 2 Optic Wide Flood		F029Z022000		
- Converter Spine 2 Optic Elliptic 1		F029Z023000		
- Converter Spine 2 Optic Elliptic 2		F029Z024000		
- Converter Spine 2 Optic Wall Washer		F029Z025000		
Verbindungssystem, IP68, 2-Wege-H2O-Antikondensat, 4-polig.	2 way terminal block 4 poles IP68 H2O Stop.	F990C00A000		
Verbindungssystem, IP68, 3/4-Wege-H2O-Antikondensat, 4-polig, (ø5,5÷12mm Kabel).	3/4 way terminal block 4 poles IP68 H2O Stop. (ø5,5÷12mm cable).	F990C010000		
5-poliger Steckersatz mit fliegendem Stecker + EU-Stecker IP68.	Connector kit 5-pole flying socket + EU plug IP68.	F990C080000		
4-Wege-Abzweigdose 5-polig, IP68 (6-14 mm-Kabel).	4 way junction box 5 poles IP68 (6-14 mm cables).	F990C030000		





Power-LED-Lichtquelle im Lieferumfang enthalten. Ausgestattet mit integriertem Snoot für einen gesteigerten visuellen Komfort: Der Display mit asymmetrischem Design ist als Zubehör erhältlich. Die als Zubehör erhältlichen Kollimatoren dienen der Regelung der Abstrahlwinkel. Integriertes Netzteil 220-240V mit EIN/AUS-Schalter. Ausgestattet mit einem 5meter langen Neopren-Kabel (10m auf Anfrage) für den Fernverbindung; für die Gewährleistung der Abdichtung werden flexible Kabel für den Außenbereich empfohlen. Das Element für die Bodenmontage ist in zwei Größen erhältlich und muss separat bestellt werden. Auf Anfrage in dimmbarer Ausführung, 1-10V oder durch DALI, mit Fernspeisung 24Vdc.

Power LED source included. Equipped with an integrated snoot for higher visual comfort: the asymmetrical cut visor is available as an accessory. Collimators are available as an accessory to modify the beam opening. Integrated electric power supply 220-240V ON/OFF. Equipped with a 5m neoprene cable (10m upon request) for remote connection. To guarantee its water tightness, it is recommended to use flexible cables designed for outdoor use. The rod for ground installations is available in two sizes and needs to be ordered separately. Upon request: 1-10V or DALI dimmable version with 24Vdc remote power supply.

2200K auf Anfrage erhältlich.

2200K available on request.

Optic Narrow Spot 7°

Power Led: 3,5W - 168 lm ≠ FIXT 143 lm - 2700K/CRI 80 - 220-240V / 3,5W - 174 lm ≠ FIXT 149 lm - 3000K/CRI 80 - 220-240V / 3,5W - 180 lm ≠ FIXT 154 lm - 4000K/CRI 80 - 220-240V

2700K

Non Dimmable

- F025G2AA001
- F025G2AA006
- F025G2AA012
- F025G2AA018
- F025G2AA030
- F025G2AA033

3000K

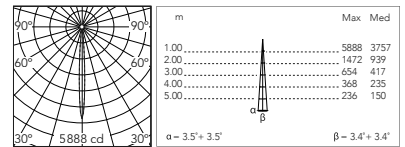
Non Dimmable

- F025G3AA001
- F025G3AA006
- F025G3AA012
- F025G3AA018
- F025G3AA030
- F025G3AA033

4000K

Non Dimmable

- F025G4AA001
- F025G4AA006
- F025G4AA012
- F025G4AA018
- F025G4AA030
- F025G4AA033



@ 3000K

Optic Spot 14°

Power Led: 7,9W - 671 lm ≠ FIXT 550 lm - 2700K/CRI 80 - 220-240V / 7,9W - 696 lm ≠ FIXT 571 lm - 3000K/CRI 80 - 220-240V / 7,9W - 720 lm ≠ FIXT 591 lm - 4000K/CRI 80 - 220-240V

2700K

Non Dimmable

- F025G2BA001
- F025G2BA006
- F025G2BA012
- F025G2BA018
- F025G2BA030
- F025G2BA033

3000K

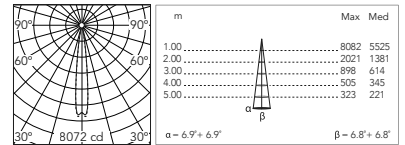
Non Dimmable

- F025G3BA001
- F025G3BA006
- F025G3BA012
- F025G3BA018
- F025G3BA030
- F025G3BA033

4000K

Non Dimmable

- F025G4BA001
- F025G4BA006
- F025G4BA012
- F025G4BA018
- F025G4BA030
- F025G4BA033



@ 3000K

Optic Medium Flood 24,5°

Power Led: 7,9W - 671 lm ≠ FIXT 499 lm - 2700K/CRI 80 - 220-240V / 7,9W - 696 lm ≠ FIXT 518 lm - 3000K/CRI 80 - 220-240V / 7,9W - 720 lm ≠ FIXT 536 lm - 4000K/CRI 80 - 220-240V

2700K

Non Dimmable

- F025G2CA001
- F025G2CA006
- F025G2CA012
- F025G2CA018
- F025G2CA030
- F025G2CA033

3000K

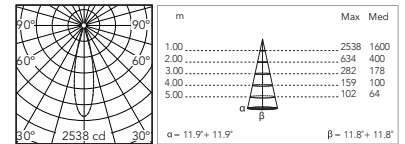
Non Dimmable

- F025G3CA001
- F025G3CA006
- F025G3CA012
- F025G3CA018
- F025G3CA030
- F025G3CA033

4000K

Non Dimmable

- F025G4CA001
- F025G4CA006
- F025G4CA012
- F025G4CA018
- F025G4CA030
- F025G4CA033



@ 3000K

Optic Flood 32°

Power Led: 7,9W - 671 lm ≠ FIXT 482 lm - 2700K/CRI 80 - 220-240V / 7,9W - 696 lm ≠ FIXT 500 lm - 3000K/CRI 80 - 220-240V / 7,9W - 720 lm ≠ FIXT 518 lm - 4000K/CRI 80 - 220-240V

2700K

Non Dimmable

- F025G2DA001
- F025G2DA006
- F025G2DA012
- F025G2DA018
- F025G2DA030
- F025G2DA033

3000K

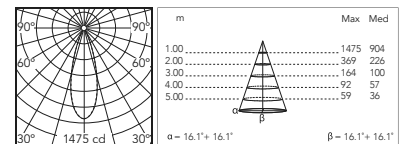
Non Dimmable

- F025G3DA001
- F025G3DA006
- F025G3DA012
- F025G3DA018
- F025G3DA030
- F025G3DA033

4000K

Non Dimmable

- F025G4DA001
- F025G4DA006
- F025G4DA012
- F025G4DA018
- F025G4DA030
- F025G4DA033



@ 3000K

Spine F 1 Ultra

Optic Wide Flood 49°

Power Led: 7,9W - 671 lm ≠ FIXT 480 lm - 2700K/CRI 80 - 220-240V / 7,9W - 696 lm ≠ FIXT 490 lm - 3000K/CRI 80 - 220-240V / 7,9W - 720 lm ≠ FIXT 505 lm - 4000K/CRI 80 - 220-240V

2700K

Non Dimmable

- F025G2EA001
- F025G2EA006
- F025G2EA012
- F025G2EA018
- F025G2EA030
- F025G2EA033

3000K

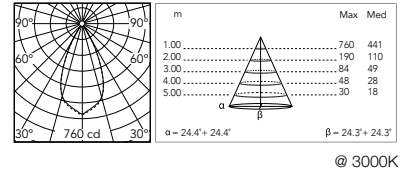
Non Dimmable

- F025G3EA001
- F025G3EA006
- F025G3EA012
- F025G3EA018
- F025G3EA030
- F025G3EA033

4000K

Non Dimmable

- F025G4EA001
- F025G4EA006
- F025G4EA012
- F025G4EA018
- F025G4EA030
- F025G4EA033



Optic Elliptical 1 13,5° x 50°

Power Led: 7,9W - 671 lm ≠ FIXT 500 lm - 2700K/CRI 80 - 220-240V / 7,9W - 696 lm ≠ FIXT 519 lm - 3000K/CRI 80 - 220-240V / 7,9W - 720 lm ≠ FIXT 537 lm - 4000K/CRI 80 - 220-240V

2700K

Non Dimmable

- F025G2FA001
- F025G2FA006
- F025G2FA012
- F025G2FA018
- F025G2FA030
- F025G2FA033

3000K

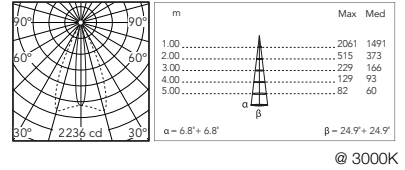
Non Dimmable

- F025G3FA001
- F025G3FA006
- F025G3FA012
- F025G3FA018
- F025G3FA030
- F025G3FA033

4000K

Non Dimmable

- F025G4FA001
- F025G4FA006
- F025G4FA012
- F025G4FA018
- F025G4FA030
- F025G4FA033



Optic Elliptical 2 26° x 51°

Power Led: 7,9W - 671 lm ≠ FIXT 487 lm - 2700K/CRI 80 - 220-240V / 7,9W - 696 lm ≠ FIXT 505 lm - 3000K/CRI 80 - 220-240V / 7,9W - 720 lm ≠ FIXT 523 lm - 4000K/CRI 80 - 220-240V

2700K

Non Dimmable

- F025G2GA001
- F025G2GA006
- F025G2GA012
- F025G2GA018
- F025G2GA030
- F025G2GA033

3000K

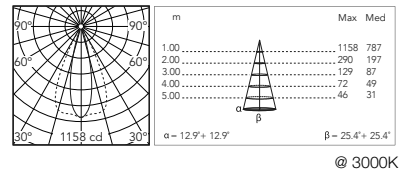
Non Dimmable

- F025G3GA001
- F025G3GA006
- F025G3GA012
- F025G3GA018
- F025G3GA030
- F025G3GA033

4000K

Non Dimmable

- F025G4GA001
- F025G4GA006
- F025G4GA012
- F025G4GA018
- F025G4GA030
- F025G4GA033



Optic Wall Washer

Power Led: 7,9W - 671 lm ≠ FIXT 471 lm - 2700K/CRI 80 - 220-240V / 7,9W - 696 lm ≠ FIXT 489 lm - 3000K/CRI 80 - 220-240V / 7,9W - 720 lm ≠ FIXT 506 lm - 4000K/CRI 80 - 220-240V

2700K

Non Dimmable

- F025G2HA001
- F025G2HA006
- F025G2HA012
- F025G2HA018
- F025G2HA030
- F025G2HA033

3000K

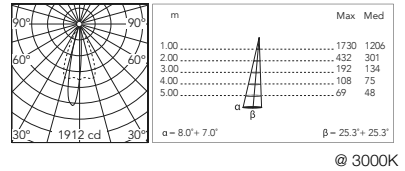
Non Dimmable

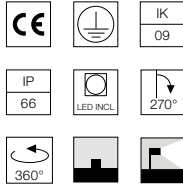
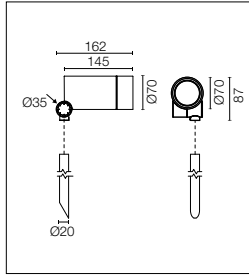
- F025G3HA001
- F025G3HA006
- F025G3HA012
- F025G3HA018
- F025G3HA030
- F025G3HA033

4000K

Non Dimmable

- F025G4HA001
- F025G4HA006
- F025G4HA012
- F025G4HA018
- F025G4HA030
- F025G4HA033





Energieeffiziente Power-LED-Lichtquelle im Lieferumfang enthalten. Ausgestattet mit integriertem Snoot für einen gesteigerten visuellen Komfort: Der Display mit asymmetrischem Design ist als Zubehör erhältlich. Die als Zubehör erhältlichen Kollimatoren dienen der Regelung der Abstrahlwinkel. Integriertes Netzteil 220-240V mit EIN/AUS-Schalter. Ausgestattet mit einem 5meter langen Neopren-Kabel (10m auf Anfrage) für den Fernverbinding; für die Gewährleistung der Abdichtung werden flexible Kabel für den Außenbereich empfohlen. Das Element für die Bodenmontage ist in zwei Größen erhältlich und muss separat bestellt werden. Auf Anfrage in dimmbarer Ausführung, 1-10V oder durch DALI, mit Fernspeisung 24Vdc.

Energy-efficient Power LED source included Equipped with an integrated snoot for higher visual comfort: the asymmetrical cut visor is available as an accessory. Collimators are available as an accessory to modify the beam opening. Integrated electric power supply 220-240V ON/OFF. Equipped with a 5m neoprene cable (10m upon request) for remote connection. To guarantee its water tightness, it is recommended to use flexible cables designed for outdoor use. The rod for ground installations is available in two sizes and needs to be ordered separately. Upon request: 1-10V or DALI dimmable version with 24Vdc remote power supply.

Optic Spot 12°

Power Led: 10,5W - 920 lm ≠ FIXT 680 lm - 2700K/CRI 80 - 220-240V / 10,5W - 966 lm ≠ FIXT 706 lm - 3000K/CRI 80 - 220-240V / 10,5W - 1012 lm ≠ FIXT 730 lm - 4000K/CRI 80 - 220-240V

2700K

Non Dimmable

- F025H2BA001
- F025H2BA006
- F025H2BA012
- F025H2BA018
- F025H2BA030
- F025H2BA033

3000K

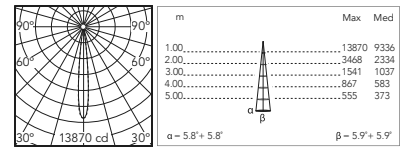
Non Dimmable

- F025H3BA001
- F025H3BA006
- F025H3BA012
- F025H3BA018
- F025H3BA030
- F025H3BA033

4000K

Non Dimmable

- F025H4BA001
- F025H4BA006
- F025H4BA012
- F025H4BA018
- F025H4BA030
- F025H4BA033



@ 3000K

Optic Medium Flood 26,5°

Power Led: 10,5W - 920 lm ≠ FIXT 594 lm - 2700K/CRI 80 - 220-240V / 10,5W - 966 lm ≠ FIXT 630 lm - 3000K/CRI 80 - 220-240V / 10,5W - 1012 lm ≠ FIXT 654 lm - 4000K/CRI 80 - 220-240V

2700K

Non Dimmable

- F025H2CA001
- F025H2CA006
- F025H2CA012
- F025H2CA018
- F025H2CA030
- F025H2CA033

3000K

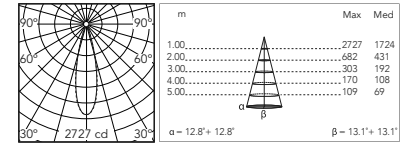
Non Dimmable

- F025H3CA001
- F025H3CA006
- F025H3CA012
- F025H3CA018
- F025H3CA030
- F025H3CA033

4000K

Non Dimmable

- F025H4CA001
- F025H4CA006
- F025H4CA012
- F025H4CA018
- F025H4CA030
- F025H4CA033



@ 3000K

Optic Flood 33,5°

Power Led: 10,5W - 920 lm ≠ FIXT 592 lm - 2700K/CRI 80 - 220-240V / 10,5W - 966 lm ≠ FIXT 627 lm - 3000K/CRI 80 - 220-240V / 10,5W - 1012 lm ≠ FIXT 651 lm - 4000K/CRI 80 - 220-240V

2700K

Non Dimmable

- F025H2DA001
- F025H2DA006
- F025H2DA012
- F025H2DA018
- F025H2DA030
- F025H2DA033

3000K

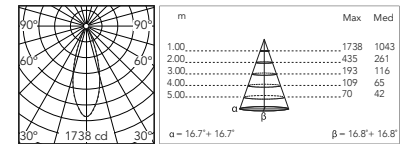
Non Dimmable

- F025H3DA001
- F025H3DA006
- F025H3DA012
- F025H3DA018
- F025H3DA030
- F025H3DA033

4000K

Non Dimmable

- F025H4DA001
- F025H4DA006
- F025H4DA012
- F025H4DA018
- F025H4DA030
- F025H4DA033



@ 3000K

Optic Wide Flood 50°

Power Led: 10,5W - 920 lm ≠ FIXT 591 lm - 2700K/CRI 80 - 220-240V / 10,5W - 966 lm ≠ FIXT 619 lm - 3000K/CRI 80 - 220-240V / 10,5W - 1012 lm ≠ FIXT 650 lm - 4000K/CRI 80 - 220-240V

2700K

Non Dimmable

- F025H2EA001
- F025H2EA006
- F025H2EA012
- F025H2EA018
- F025H2EA030
- F025H2EA033

3000K

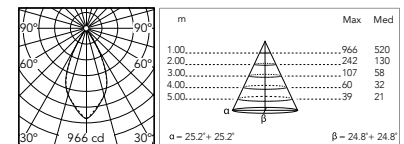
Non Dimmable

- F025H3EA001
- F025H3EA006
- F025H3EA012
- F025H3EA018
- F025H3EA030
- F025H3EA033

4000K

Non Dimmable

- F025H4EA001
- F025H4EA006
- F025H4EA012
- F025H4EA018
- F025H4EA030
- F025H4EA033



@ 3000K

Spine F 1 Ultra Hp

Optic Elliptical 1 11,5° x 49°

Power Led: 10,5W - 920 lm ≠ FIXT 603 lm - 2700K/CRI 80 - 220-240V / 10,5W - 966 lm ≠ FIXT 639 lm - 3000K/CRI 80 - 220-240V / 10,5W - 1012 lm ≠ FIXT 663 lm - 4000K/CRI 80 - 220-240V

2700K

Non Dimmable

- F025H2FA001
- F025H2FA006
- F025H2FA012
- F025H2FA018
- F025H2FA030
- F025H2FA033

3000K

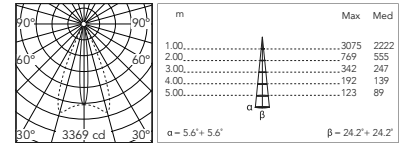
Non Dimmable

- F025H3FA001
- F025H3FA006
- F025H3FA012
- F025H3FA018
- F025H3FA030
- F025H3FA033

4000K

Non Dimmable

- F025H4FA001
- F025H4FA006
- F025H4FA012
- F025H4FA018
- F025H4FA030
- F025H4FA033



@ 3000K

Optic Elliptical 2 25,5° x 50°

Power Led: 10,5W - 920 lm ≠ FIXT 601 lm - 2700K/CRI 80 - 220-240V / 10,5W - 966 lm ≠ FIXT 624 lm - 3000K/CRI 80 - 220-240V / 10,5W - 1012 lm ≠ FIXT 645 lm - 4000K/CRI 80 - 220-240V

2700K

Non Dimmable

- F025H2GA001
- F025H2GA006
- F025H2GA012
- F025H2GA018
- F025H2GA030
- F025H2GA033

3000K

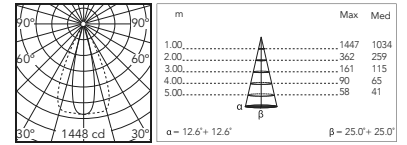
Non Dimmable

- F025H3GA001
- F025H3GA006
- F025H3GA012
- F025H3GA018
- F025H3GA030
- F025H3GA033

4000K

Non Dimmable

- F025H4GA001
- F025H4GA006
- F025H4GA012
- F025H4GA018
- F025H4GA030
- F025H4GA033



@ 3000K

Optic Wall Washer

Power Led: 10,5W - 920 lm ≠ FIXT 574 lm - 2700K/CRI 80 - 220-240V / 10,5W - 966 lm ≠ FIXT 609 lm - 3000K/CRI 80 - 220-240V / 10,5W - 1012 lm ≠ FIXT 631 lm - 4000K/CRI 80 - 220-240V

2700K

Non Dimmable

- F025H2HA001
- F025H2HA006
- F025H2HA012
- F025H2HA018
- F025H2HA030
- F025H2HA033

3000K

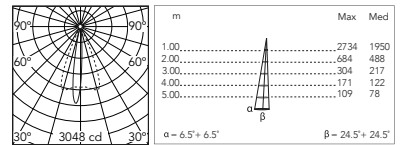
Non Dimmable

- F025H3HA001
- F025H3HA006
- F025H3HA012
- F025H3HA018
- F025H3HA030
- F025H3HA033

4000K


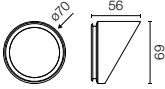

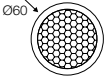

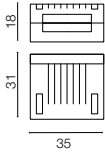



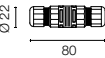

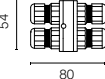

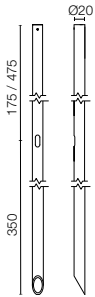
Non Dimmable

- F025H4HA001
- F025H4HA006
- F025H4HA012
- F025H4HA018
- F025H4HA030
- F025H4HA033

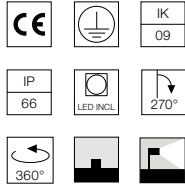
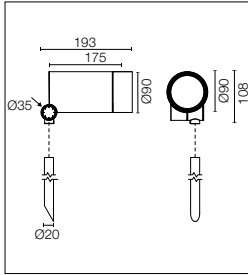


@ 3000K

Spine F 1 Ultra: Zubehörteile / Accessories

Viewer	Visor	<ul style="list-style-type: none"> ○ F025Z050001 ● F025Z050006 ● F025Z050012 ● F025Z050018 ● F025Z050030 ● F025Z050033 		
Honeycomb	Honeycomb Louvre	F025Z060000		
IPX8 Gelbox für den elektrischen Anschluss.	Gelbox IPX8 for splicing connectors.	F990C100000		
Konverterlinse / Converter lenses:				
- Converter Spine 1 Optic Medium Flood		F029Z010000		
- Converter Spine 1 Optic Flood		F029Z011000		
- Converter Spine 1 Optic Wide Flood		F029Z012000		
- Converter Spine 1 Optic Elliptic 1		F029Z013000		
- Converter Spine 1 Optic Elliptic 2		F029Z014000		
- Converter Spine 1 Optic Wall Washer		F029Z015000		
Verbindungssystem, IP68, 2-Wege-H2O-Antikondensat, 4-polig.	2 way terminal block 4 poles IP68 H2O Stop.	F990C00A000		
Verbindungssystem, IP68, 3/4-Wege-H2O-Antikondensat, 4-polig, (ø5,5÷12mm Kabel).	3/4 way terminal block 4 poles IP68 H2O Stop. (ø5,5÷12mm cable).	F990C010000		
Stange, Höhe 200 - 500 mm über dem Boden, zur Bodenmontage.	Pole with an overground length of 200 - 500 mm for ground installation.	<p>200 mm</p> <ul style="list-style-type: none"> ○ F026Z020001 ● F026Z020006 ● F026Z020012 ● F026Z020018 ● F026Z020030 ● F026Z020033 <p>500 mm</p> <ul style="list-style-type: none"> ○ F026Z030001 ● F026Z030006 ● F026Z030012 ● F026Z030018 ● F026Z030030 ● F026Z030033 		





Power-LED-Lichtquelle im Lieferumfang enthalten. Ausgestattet mit integriertem Snoot für einen gesteigerten visuellen Komfort: Der Display mit asymmetrischem Design ist als Zubehör erhältlich. Die als Zubehör erhältlichen Kollimatoren dienen der Regelung der Abstrahlwinkel. Integriertes Netzteil 220-240V mit EIN/AUS-Schalter, dimmbar 1-10V oder durch DALI. Ausgestattet mit einem 5meter langen Neopren-Kabel (10m auf Anfrage) für den Fernverbinding; für die Gewährleistung der Abdichtung werden flexible Kabel für den Außenbereich empfohlen. Das Element für die Bodenmontage ist in zwei Größen erhältlich und muss separat bestellt werden.

Power LED source included. Equipped with an integrated snoot for higher visual comfort: the asymmetrical cut visor is available as an accessory. Collimators are available as an accessory to modify the beam opening. Integrated electric power supply 220-240V ON/OFF and adjustable 1-10V or DALI. Equipped with a 5m neoprene cable (10m upon request) for remote connection. To guarantee its water tightness, it is recommended to use flexible cables designed for outdoor use. The rod for ground installations is available in two sizes and needs to be ordered separately.

Optic Narrow Spot
2200K auf Anfrage erhältlich.

Optic Narrow Spot
2200K available on request.

Optic Narrow Spot 6°

Power Led: 4,1W - 248 lm ≠ FIXT 230 lm - 2700K/CRI 80 - 220-240V / 4,1W - 258 lm ≠ FIXT 239 lm - 3000K/CRI 80 - 220-240V / 4,1W - 267 lm ≠ FIXT 247 lm - 4000K/CRI 80 - 220-240V

2700K

Non Dimmable

- F026G2AA001
- F026G2AA006
- F026G2AA012
- F026G2AA018
- F026G2AA030
- F026G2AA033
- 1-10V
- F026G2AB001
- F026G2AB006
- F026G2AB012
- F026G2AB018
- F026G2AB030
- F026G2AB033
- Dali
- F026G2AD001
- F026G2AD006
- F026G2AD012
- F026G2AD018
- F026G2AD030
- F026G2AD033

3000K

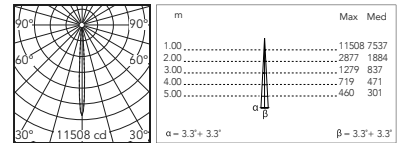
Non Dimmable

- F026G3AA001
- F026G3AA006
- F026G3AA012
- F026G3AA018
- F026G3AA030
- F026G3AA033
- 1-10V
- F026G3AB001
- F026G3AB006
- F026G3AB012
- F026G3AB018
- F026G3AB030
- F026G3AB033
- Dali
- F026G3AD001
- F026G3AD006
- F026G3AD012
- F026G3AD018
- F026G3AD030
- F026G3AD033

4000K

Non Dimmable

- F026G4AA001
- F026G4AA006
- F026G4AA012
- F026G4AA018
- F026G4AA030
- F026G4AA033
- 1-10V
- F026G4AB001
- F026G4AB006
- F026G4AB012
- F026G4AB018
- F026G4AB030
- F026G4AB033
- Dali
- F026G4AD001
- F026G4AD006
- F026G4AD012
- F026G4AD018
- F026G4AD030
- F026G4AD033



@ 3000K

Optic Spot 9,5°

Power Led: 10,5W - 920 lm ≠ FIXT 769 lm - 2700K/CRI 80 - 220-240V / 10,5W - 966 lm ≠ FIXT 808 lm - 3000K/CRI 80 - 220-240V / 10,5W - 1012 lm ≠ FIXT 846 lm - 4000K/CRI 80 - 220-240V

2700K

Non Dimmable

- F026G2BA001
- F026G2BA006
- F026G2BA012
- F026G2BA018
- F026G2BA030
- F026G2BA033
- 1-10V
- F026G2BB001
- F026G2BB006
- F026G2BB012
- F026G2BB018
- F026G2BB030
- F026G2BB033
- Dali
- F026G2BD001
- F026G2BD006
- F026G2BD012
- F026G2BD018
- F026G2BD030
- F026G2BD033

3000K

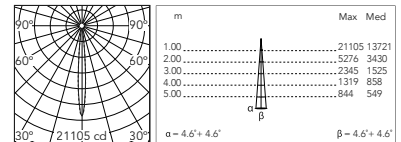
Non Dimmable

- F026G3BA001
- F026G3BA006
- F026G3BA012
- F026G3BA018
- F026G3BA030
- F026G3BA033
- 1-10V
- F026G3BB001
- F026G3BB006
- F026G3BB012
- F026G3BB018
- F026G3BB030
- F026G3BB033
- Dali
- F026G3BD001
- F026G3BD006
- F026G3BD012
- F026G3BD018
- F026G3BD030
- F026G3BD033

4000K

Non Dimmable

- F026G4BA001
- F026G4BA006
- F026G4BA012
- F026G4BA018
- F026G4BA030
- F026G4BA033
- 1-10V
- F026G4BB001
- F026G4BB006
- F026G4BB012
- F026G4BB018
- F026G4BB030
- F026G4BB033
- Dali
- F026G4BD001
- F026G4BD006
- F026G4BD012
- F026G4BD018
- F026G4BD030
- F026G4BD033



@ 3000K

Spine F 2 Ultra

Optic Medium Flood 28°

Power Led: 10,5W - 920 lm ≠ FIXT 715 lm - 2700K/CRI 80 - 220-240V / 10,5W - 966 lm ≠ FIXT 742 lm - 3000K/CRI 80 - 220-240V / 10,5W - 1012 lm ≠ FIXT 767 lm - 4000K/CRI 80 - 220-240V

2700K

Non Dimmable

- F026G2CA001
- F026G2CA006
- F026G2CA012
- F026G2CA018
- F026G2CA030
- F026G2CA033
- 1-10V
- F026G2CB001
- F026G2CB006
- F026G2CB012
- F026G2CB018
- F026G2CB030
- F026G2CB033
- Dali
- F026G2CD001
- F026G2CD006
- F026G2CD012
- F026G2CD018
- F026G2CD030
- F026G2CD033

3000K

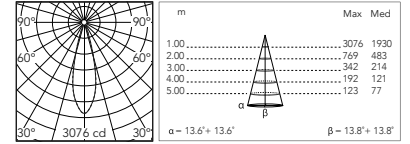
Non Dimmable

- F026G3CA001
- F026G3CA006
- F026G3CA012
- F026G3CA018
- F026G3CA030
- F026G3CA033
- 1-10V
- F026G3CB001
- F026G3CB006
- F026G3CB012
- F026G3CB018
- F026G3CB030
- F026G3CB033
- Dali
- F026G3CD001
- F026G3CD006
- F026G3CD012
- F026G3CD018
- F026G3CD030
- F026G3CD033

4000K

Non Dimmable

- F026G4CA001
- F026G4CA006
- F026G4CA012
- F026G4CA018
- F026G4CA030
- F026G4CA033
- 1-10V
- F026G4CB001
- F026G4CB006
- F026G4CB012
- F026G4CB018
- F026G4CB030
- F026G4CB033
- Dali
- F026G4CD001
- F026G4CD006
- F026G4CD012
- F026G4CD018
- F026G4CD030
- F026G4CD033



@ 3000K

Optic Flood 33°

Power Led: 10,5W - 920 lm ≠ FIXT 695 lm - 2700K/CRI 80 - 220-240V / 10,5W - 966 lm ≠ FIXT 721 lm - 3000K/CRI 80 - 220-240V / 10,5W - 1012 lm ≠ FIXT 746 lm - 4000K/CRI 80 - 220-240V

2700K

Non Dimmable

- F026G2DA001
- F026G2DA006
- F026G2DA012
- F026G2DA018
- F026G2DA030
- F026G2DA033
- 1-10V
- F026G2DB001
- F026G2DB006
- F026G2DB012
- F026G2DB018
- F026G2DB030
- F026G2DB033
- Dali
- F026G2DD001
- F026G2DD006
- F026G2DD012
- F026G2DD018
- F026G2DD030
- F026G2DD033

3000K

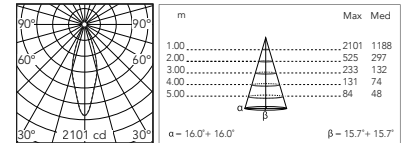
Non Dimmable

- F026G3DA001
- F026G3DA006
- F026G3DA012
- F026G3DA018
- F026G3DA030
- F026G3DA033
- 1-10V
- F026G3DB001
- F026G3DB006
- F026G3DB012
- F026G3DB018
- F026G3DB030
- F026G3DB033
- Dali
- F026G3DD001
- F026G3DD006
- F026G3DD012
- F026G3DD018
- F026G3DD030
- F026G3DD033

4000K

Non Dimmable

- F026G4DA001
- F026G4DA006
- F026G4DA012
- F026G4DA018
- F026G4DA030
- F026G4DA033
- 1-10V
- F026G4DB001
- F026G4DB006
- F026G4DB012
- F026G4DB018
- F026G4DB030
- F026G4DB033
- Dali
- F026G4DD001
- F026G4DD006
- F026G4DD012
- F026G4DD018
- F026G4DD030
- F026G4DD033



@ 3000K

Optic Wide Flood 51°

Power Led: 10,5W - 920 lm ≠ FIXT 711 lm - 2700K/CRI 80 - 220-240V / 10,5W - 966 lm ≠ FIXT 741 lm - 3000K/CRI 80 - 220-240V / 10,5W - 1012 lm ≠ FIXT 778 lm - 4000K/CRI 80 - 220-240V

2700K

Non Dimmable

- F026G2EA001
- F026G2EA006
- F026G2EA012
- F026G2EA018
- F026G2EA030
- F026G2EA033
- 1-10V
- F026G2EB001
- F026G2EB006
- F026G2EB012
- F026G2EB018
- F026G2EB030
- F026G2EB033
- Dali
- F026G2ED001
- F026G2ED006
- F026G2ED012
- F026G2ED018
- F026G2ED030
- F026G2ED033

3000K

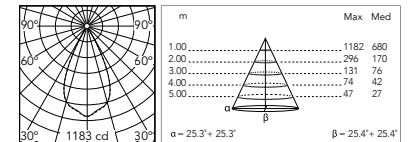
Non Dimmable

- F026G3EA001
- F026G3EA006
- F026G3EA012
- F026G3EA018
- F026G3EA030
- F026G3EA033
- 1-10V
- F026G3EB001
- F026G3EB006
- F026G3EB012
- F026G3EB018
- F026G3EB030
- F026G3EB033
- Dali
- F026G3ED001
- F026G3ED006
- F026G3ED012
- F026G3ED018
- F026G3ED030
- F026G3ED033

4000K

Non Dimmable

- F026G4EA001
- F026G4EA006
- F026G4EA012
- F026G4EA018
- F026G4EA030
- F026G4EA033
- 1-10V
- F026G4EB001
- F026G4EB006
- F026G4EB012
- F026G4EB018
- F026G4EB030
- F026G4EB033
- Dali
- F026G4ED001
- F026G4ED006
- F026G4ED012
- F026G4ED018
- F026G4ED030
- F026G4ED033



@ 3000K

Spine F 2 Ultra

Optic Elliptical 1 9,5° x 48°

Power Led: 10,5W - 920 lm ≠ FIXT 717 lm - 2700K/CRI 80 - 220-240V / 10,5W - 966 lm ≠ FIXT 744 lm - 3000K/CRI 80 - 220-240V / 10,5W - 1012 lm ≠ FIXT 770 lm - 4000K/CRI 80 - 220-240V

2700K

Non Dimmable

- F026G2FA001
- F026G2FA006
- F026G2FA012
- F026G2FA018
- F026G2FA030
- F026G2FA033
- 1-10V
- F026G2FB001
- F026G2FB006
- F026G2FB012
- F026G2FB018
- F026G2FB030
- F026G2FB033
- Dali
- F026G2FD001
- F026G2FD006
- F026G2FD012
- F026G2FD018
- F026G2FD030
- F026G2FD033

3000K

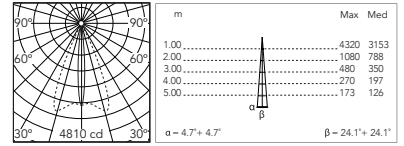
Non Dimmable

- F026G3FA001
- F026G3FA006
- F026G3FA012
- F026G3FA018
- F026G3FA030
- F026G3FA033
- 1-10V
- F026G3FB001
- F026G3FB006
- F026G3FB012
- F026G3FB018
- F026G3FB030
- F026G3FB033
- Dali
- F026G3FD001
- F026G3FD006
- F026G3FD012
- F026G3FD018
- F026G3FD030
- F026G3FD033

4000K

Non Dimmable

- F026G4FA001
- F026G4FA006
- F026G4FA012
- F026G4FA018
- F026G4FA030
- F026G4FA033
- 1-10V
- F026G4FB001
- F026G4FB006
- F026G4FB012
- F026G4FB018
- F026G4FB030
- F026G4FB033
- Dali
- F026G4FD001
- F026G4FD006
- F026G4FD012
- F026G4FD018
- F026G4FD030
- F026G4FD033



@ 3000K

Optic Elliptical 2 24° x 50°

Power Led: 10,5W - 920 lm ≠ FIXT 699 lm - 2700K/CRI 80 - 220-240V / 10,5W - 966 lm ≠ FIXT 725 lm - 3000K/CRI 80 - 220-240V / 10,5W - 1012 lm ≠ FIXT 750 lm - 4000K/CRI 80 - 220-240V

2700K

Non Dimmable

- F026G2GA001
- F026G2GA006
- F026G2GA012
- F026G2GA018
- F026G2GA030
- F026G2GA033
- 1-10V
- F026G2GB001
- F026G2GB006
- F026G2GB012
- F026G2GB018
- F026G2GB030
- F026G2GB033
- Dali
- F026G2GD001
- F026G2GD006
- F026G2GD012
- F026G2GD018
- F026G2GD030
- F026G2GD033

3000K

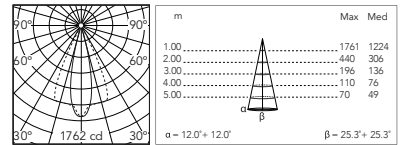
Non Dimmable

- F026G3GA001
- F026G3GA006
- F026G3GA012
- F026G3GA018
- F026G3GA030
- F026G3GA033
- 1-10V
- F026G3GB001
- F026G3GB006
- F026G3GB012
- F026G3GB018
- F026G3GB030
- F026G3GB033
- Dali
- F026G3GD001
- F026G3GD006
- F026G3GD012
- F026G3GD018
- F026G3GD030
- F026G3GD033

4000K

Non Dimmable

- F026G4GA001
- F026G4GA006
- F026G4GA012
- F026G4GA018
- F026G4GA030
- F026G4GA033
- 1-10V
- F026G4GB001
- F026G4GB006
- F026G4GB012
- F026G4GB018
- F026G4GB030
- F026G4GB033
- Dali
- F026G4GD001
- F026G4GD006
- F026G4GD012
- F026G4GD018
- F026G4GD030
- F026G4GD033



@ 3000K

Optic Wall Washer

Power Led: 10,5W - 920 lm ≠ FIXT 673 lm - 2700K/CRI 80 - 220-240V / 10,5W - 966 lm ≠ FIXT 698 lm - 3000K/CRI 80 - 220-240V / 10,5W - 1012 lm ≠ FIXT 672 lm - 4000K/CRI 80 - 220-240V

2700K

Non Dimmable

- F026G2HA001
- F026G2HA006
- F026G2HA012
- F026G2HA018
- F026G2HA030
- F026G2HA033
- 1-10V
- F026G2HB001
- F026G2HB006
- F026G2HB012
- F026G2HB018
- F026G2HB030
- F026G2HB033
- Dali
- F026G2HD001
- F026G2HD006
- F026G2HD012
- F026G2HD018
- F026G2HD030
- F026G2HD033

3000K

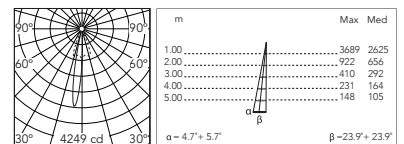
Non Dimmable

- F026G3HA001
- F026G3HA006
- F026G3HA012
- F026G3HA018
- F026G3HA030
- F026G3HA033
- 1-10V
- F026G3HB001
- F026G3HB006
- F026G3HB012
- F026G3HB018
- F026G3HB030
- F026G3HB033
- Dali
- F026G3HD001
- F026G3HD006
- F026G3HD012
- F026G3HD018
- F026G3HD030
- F026G3HD033

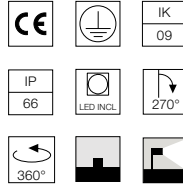
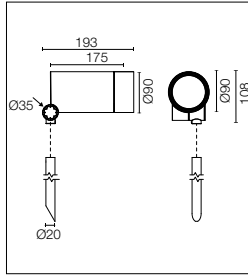
4000K

Non Dimmable

- F026G4HA001
- F026G4HA006
- F026G4HA012
- F026G4HA018
- F026G4HA030
- F026G4HA033
- 1-10V
- F026G4HB001
- F026G4HB006
- F026G4HB012
- F026G4HB018
- F026G4HB030
- F026G4HB033
- Dali
- F026G4HD001
- F026G4HD006
- F026G4HD012
- F026G4HD018
- F026G4HD030
- F026G4HD033



@ 3000K



Energieeffiziente Power-LED-Lichtquelle im Lieferumfang enthalten. Ausgestattet mit integriertem Snoot für einen gesteigerten visuellen Komfort: Der Display mit asymmetrischem Design ist als Zubehör erhältlich. Die als Zubehör erhältlichen Kollimatoren dienen der Regelung der Abstrahlwinkel. Integriertes Netzteil 220-240V mit EIN/AUS-Schalter, dimmbar 1-10V oder durch DALI. Ausgestattet mit einem 5meter langen Neopren-Kabel (10m auf Anfrage) für den Fernverbindung; für die Gewährleistung der Abdichtung werden flexible Kabel für den Außenbereich empfohlen. Das Element für die Bodenmontage ist in zwei Größen erhältlich und muss separat bestellt werden.

Energy-efficient Power LED source included Equipped with an integrated snoot for higher visual comfort: the asymmetrical cut visor is available as an accessory. Collimators are available as an accessory to modify the beam opening. Integrated electric power supply 220-240V ON/OFF and adjustable 1-10V or DALI. Equipped with a 5m neoprene cable (10m upon request) for remote connection. To guarantee its water tightness, it is recommended to use flexible cables designed for outdoor use. The rod for ground installations is available in two sizes and needs to be ordered separately.

2200K auf Anfrage erhältlich.

2200K available on request.

Optic Spot 14,5°

Power Led: 17W - 1739 lm ≠ FIXT 1443 lm - 2700K/CRI 80 - 220-240V / 17W - 1803 lm ≠ FIXT 1497 lm - 3000K/CRI 80 - 220-240V / 17W - 1868 lm ≠ FIXT 1548 lm - 4000K/CRI 80 - 220-240V

2700K

Non Dimmable

- F026H2BA001
- F026H2BA006
- F026H2BA012
- F026H2BA018
- F026H2BA030
- F026H2BA033
- 1-10V
- F026H2BB001
- F026H2BB006
- F026H2BB012
- F026H2BB018
- F026H2BB030
- F026H2BB033
- Dali
- F026H2BD001
- F026H2BD006
- F026H2BD012
- F026H2BD018
- F026H2BD030
- F026H2BD033

3000K

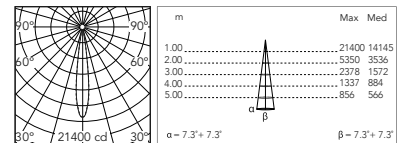
Non Dimmable

- F026H3BA001
- F026H3BA006
- F026H3BA012
- F026H3BA018
- F026H3BA030
- F026H3BA033
- 1-10V
- F026H3BB001
- F026H3BB006
- F026H3BB012
- F026H3BB018
- F026H3BB030
- F026H3BB033
- Dali
- F026H3BD001
- F026H3BD006
- F026H3BD012
- F026H3BD018
- F026H3BD030
- F026H3BD033

4000K

Non Dimmable

- F026H4BA001
- F026H4BA006
- F026H4BA012
- F026H4BA018
- F026H4BA030
- F026H4BA033
- 1-10V
- F026H4BB001
- F026H4BB006
- F026H4BB012
- F026H4BB018
- F026H4BB030
- F026H4BB033
- Dali
- F026H4BD001
- F026H4BD006
- F026H4BD012
- F026H4BD018
- F026H4BD030
- F026H4BD033



@ 3000K

Optic Medium Flood 26°

Power Led: 17W - 1739 lm ≠ FIXT 1336 lm - 2700K/CRI 80 - 220-240V / 17W - 1803 lm ≠ FIXT 1386 lm - 3000K/CRI 80 - 220-240V / 17W - 1868 lm ≠ FIXT 1434 lm - 4000K/CRI 80 - 220-240V

2700K

Non Dimmable

- F026H2CA001
- F026H2CA006
- F026H2CA012
- F026H2CA018
- F026H2CA030
- F026H2CA033
- 1-10V
- F026H2CB001
- F026H2CB006
- F026H2CB012
- F026H2CB018
- F026H2CB030
- F026H2CB033
- Dali
- F026H2CD001
- F026H2CD006
- F026H2CD012
- F026H2CD018
- F026H2CD030
- F026H2CD033

3000K

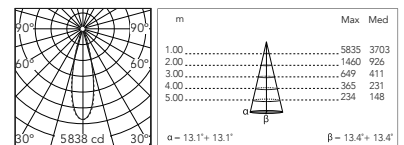
Non Dimmable

- F026H3CA001
- F026H3CA006
- F026H3CA012
- F026H3CA018
- F026H3CA030
- F026H3CA033
- 1-10V
- F026H3CB001
- F026H3CB006
- F026H3CB012
- F026H3CB018
- F026H3CB030
- F026H3CB033
- Dali
- F026H3CD001
- F026H3CD006
- F026H3CD012
- F026H3CD018
- F026H3CD030
- F026H3CD033

4000K

Non Dimmable

- F026H4CA001
- F026H4CA006
- F026H4CA012
- F026H4CA018
- F026H4CA030
- F026H4CA033
- 1-10V
- F026H4CB001
- F026H4CB006
- F026H4CB012
- F026H4CB018
- F026H4CB030
- F026H4CB033
- Dali
- F026H4CD001
- F026H4CD006
- F026H4CD012
- F026H4CD018
- F026H4CD030
- F026H4CD033



@ 3000K

Spine F 2 Ultra Hp

Optic Flood 36°

Power Led: 17W - 1739 lm ≠ FIXT 1302 lm - 2700K/CRI 80 - 220-240V / 17W - 1803 lm ≠ FIXT 1351 lm - 3000K/CRI 80 - 220-240V / 17W - 1868 lm ≠ FIXT 1397 lm - 4000K/CRI 80 - 220-240V

2700K

Non Dimmable

- F026H2DA001
- F026H2DA006
- F026H2DA012
- F026H2DA018
- F026H2DA030
- F026H2DA033
- 1-10V
- F026H2DB001
- F026H2DB006
- F026H2DB012
- F026H2DB018
- F026H2DB030
- F026H2DB033
- Dali
- F026H2DD001
- F026H2DD006
- F026H2DD012
- F026H2DD018
- F026H2DD030
- F026H2DD033

3000K

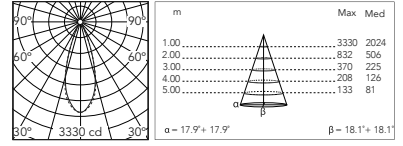
Non Dimmable

- F026H3DA001
- F026H3DA006
- F026H3DA012
- F026H3DA018
- F026H3DA030
- F026H3DA033
- 1-10V
- F026H3DB001
- F026H3DB006
- F026H3DB012
- F026H3DB018
- F026H3DB030
- F026H3DB033
- Dali
- F026H3DD001
- F026H3DD006
- F026H3DD012
- F026H3DD018
- F026H3DD030
- F026H3DD033

4000K

Non Dimmable

- F026H4DA001
- F026H4DA006
- F026H4DA012
- F026H4DA018
- F026H4DA030
- F026H4DA033
- 1-10V
- F026H4DB001
- F026H4DB006
- F026H4DB012
- F026H4DB018
- F026H4DB030
- F026H4DB033
- Dali
- F026H4DD001
- F026H4DD006
- F026H4DD012
- F026H4DD018
- F026H4DD030
- F026H4DD033



@ 3000K

Optic Wide Flood 52°

Power Led: 17W - 1739 lm ≠ FIXT 1303 lm - 2700K/CRI 80 - 220-240V / 17W - 1803 lm ≠ FIXT 1357 lm - 3000K/CRI 80 - 220-240V / 17W - 1868 lm ≠ FIXT 1411 lm - 4000K/CRI 80 - 220-240V

2700K

Non Dimmable

- F026H2EA001
- F026H2EA006
- F026H2EA012
- F026H2EA018
- F026H2EA030
- F026H2EA033
- 1-10V
- F026H2EB001
- F026H2EB006
- F026H2EB012
- F026H2EB018
- F026H2EB030
- F026H2EB033
- Dali
- F026H2ED001
- F026H2ED006
- F026H2ED012
- F026H2ED018
- F026H2ED030
- F026H2ED033

3000K

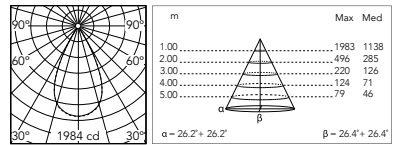
Non Dimmable

- F026H3EA001
- F026H3EA006
- F026H3EA012
- F026H3EA018
- F026H3EA030
- F026H3EA033
- 1-10V
- F026H3EB001
- F026H3EB006
- F026H3EB012
- F026H3EB018
- F026H3EB030
- F026H3EB033
- Dali
- F026H3ED001
- F026H3ED006
- F026H3ED012
- F026H3ED018
- F026H3ED030
- F026H3ED033

4000K

Non Dimmable

- F026H4EA001
- F026H4EA006
- F026H4EA012
- F026H4EA018
- F026H4EA030
- F026H4EA033
- 1-10V
- F026H4EB001
- F026H4EB006
- F026H4EB012
- F026H4EB018
- F026H4EB030
- F026H4EB033
- Dali
- F026H4ED001
- F026H4ED006
- F026H4ED012
- F026H4ED018
- F026H4ED030
- F026H4ED033



@ 3000K

Optic Elliptical 1 14° x 50°

Power Led: 17W - 1739 lm ≠ FIXT 1315 lm - 2700K/CRI 80 - 220-240V / 17W - 1803 lm ≠ FIXT 1364 lm - 3000K/CRI 80 - 220-240V / 17W - 1868 lm ≠ FIXT 1410 lm - 4000K/CRI 80 - 220-240V

2700K

Non Dimmable

- F026H2FA001
- F026H2FA006
- F026H2FA012
- F026H2FA018
- F026H2FA030
- F026H2FA033
- 1-10V
- F026H2FB001
- F026H2FB006
- F026H2FB012
- F026H2FB018
- F026H2FB030
- F026H2FB033
- Dali
- F026H2FD001
- F026H2FD006
- F026H2FD012
- F026H2FD018
- F026H2FD030
- F026H2FD033

3000K

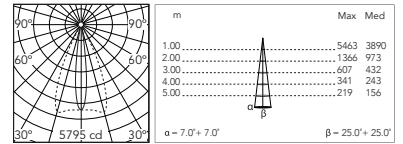
Non Dimmable

- F026H3FA001
- F026H3FA006
- F026H3FA012
- F026H3FA018
- F026H3FA030
- F026H3FA033
- 1-10V
- F026H3FB001
- F026H3FB006
- F026H3FB012
- F026H3FB018
- F026H3FB030
- F026H3FB033
- Dali
- F026H3FD001
- F026H3FD006
- F026H3FD012
- F026H3FD018
- F026H3FD030
- F026H3FD033

4000K

Non Dimmable

- F026H4FA001
- F026H4FA006
- F026H4FA012
- F026H4FA018
- F026H4FA030
- F026H4FA033
- 1-10V
- F026H4FB001
- F026H4FB006
- F026H4FB012
- F026H4FB018
- F026H4FB030
- F026H4FB033
- Dali
- F026H4FD001
- F026H4FD006
- F026H4FD012
- F026H4FD018
- F026H4FD030
- F026H4FD033



@ 3000K

Spine F 2 Ultra Hp

Optic Elliptical 2 25° x 52°

Power Led: 17W - 1739 lm ≠ FIXT 1298 lm - 2700K/CRI 80 - 220-240V / 17W - 1803 lm ≠ FIXT 1351 lm - 3000K/CRI 80 - 220-240V / 17W - 1868 lm ≠ FIXT 1393 lm - 4000K/CRI 80 - 220-240V

2700K

Non Dimmable

- F026H2GA001
- F026H2GA006
- F026H2GA012
- F026H2GA018
- F026H2GA030
- F026H2GA033
- 1-10V
- F026H2GB001
- F026H2GB006
- F026H2GB012
- F026H2GB018
- F026H2GB030
- F026H2GB033
- Dali
- F026H2GD001
- F026H2GD006
- F026H2GD012
- F026H2GD018
- F026H2GD030
- F026H2GD033

3000K

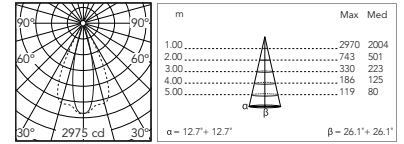
Non Dimmable

- F026H3GA001
- F026H3GA006
- F026H3GA012
- F026H3GA018
- F026H3GA030
- F026H3GA033
- 1-10V
- F026H3GB001
- F026H3GB006
- F026H3GB012
- F026H3GB018
- F026H3GB030
- F026H3GB033
- Dali
- F026H3GD001
- F026H3GD006
- F026H3GD012
- F026H3GD018
- F026H3GD030
- F026H3GD033

4000K

Non Dimmable

- F026H4GA001
- F026H4GA006
- F026H4GA012
- F026H4GA018
- F026H4GA030
- F026H4GA033
- 1-10V
- F026H4GB001
- F026H4GB006
- F026H4GB012
- F026H4GB018
- F026H4GB030
- F026H4GB033
- Dali
- F026H4GD001
- F026H4GD006
- F026H4GD012
- F026H4GD018
- F026H4GD030
- F026H4GD033



@ 3000K

Optic Wall Washer

Power Led: 17W - 1739 lm ≠ FIXT 1277 lm - 2700K/CRI 80 - 220-240V / 17W - 1803 lm ≠ FIXT 1325 lm - 3000K/CRI 80 - 220-240V / 17W - 1868 lm ≠ FIXT 1370 lm - 4000K/CRI 80 - 220-240V

2700K

Non Dimmable

- F026H2HA001
- F026H2HA006
- F026H2HA012
- F026H2HA018
- F026H2HA030
- F026H2HA033
- 1-10V
- F026H2HB001
- F026H2HB006
- F026H2HB012
- F026H2HB018
- F026H2HB030
- F026H2HB033
- Dali
- F026H2HD001
- F026H2HD006
- F026H2HD012
- F026H2HD018
- F026H2HD030
- F026H2HD033

3000K

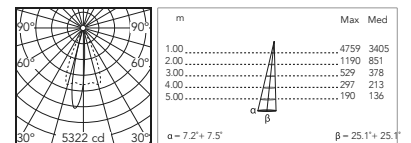
Non Dimmable

- F026H3HA001
- F026H3HA006
- F026H3HA012
- F026H3HA018
- F026H3HA030
- F026H3HA033
- 1-10V
- F026H3HB001
- F026H3HB006
- F026H3HB012
- F026H3HB018
- F026H3HB030
- F026H3HB033
- Dali
- F026H3HD001
- F026H3HD006
- F026H3HD012
- F026H3HD018
- F026H3HD030
- F026H3HD033

4000K


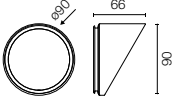

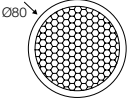

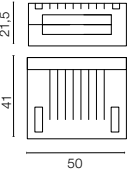

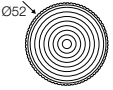

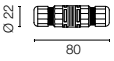

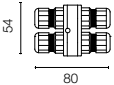

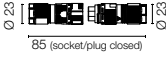

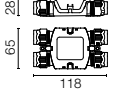

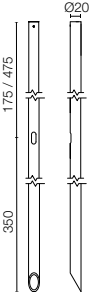
Non Dimmable

- F026H4HA001
- F026H4HA006
- F026H4HA012
- F026H4HA018
- F026H4HA030
- F026H4HA033
- 1-10V
- F026H4HB001
- F026H4HB006
- F026H4HB012
- F026H4HB018
- F026H4HB030
- F026H4HB033
- Dali
- F026H4HD001
- F026H4HD006
- F026H4HD012
- F026H4HD018
- F026H4HD030
- F026H4HD033



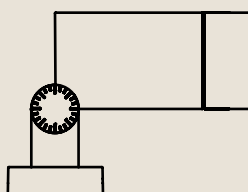
@ 3000K

Spine F 2 Ultra: Zubehörteile / Accessories

Viewer	Visor	<ul style="list-style-type: none"> ○ F026Z050001 ● F026Z050006 ● F026Z050012 ● F026Z050018 ● F026Z050030 ● F026Z050033 		
Honeycomb	Honeycomb Louvre	F026Z060000		
IPX8 Gelbox für den elektrischen Anschluss.	Gelbox IPX8 for splicing connectors.	F990C110000		
Konverterlinse / Converter lenses:				
- Converter Spine 2 Optic Medium Flood		F029Z020000		
- Converter Spine 2 Optic Flood		F029Z021000		
- Converter Spine 2 Optic Wide Flood		F029Z022000		
- Converter Spine 2 Optic Elliptic 1		F029Z023000		
- Converter Spine 2 Optic Elliptic 2		F029Z024000		
- Converter Spine 2 Optic Wall Washer		F029Z025000		
Verbindungssystem, IP68, 2-Wege-H2O-Antikondensat, 4-polig.	2 way terminal block 4 poles IP68 H2O Stop.	F990C00A000		
Verbindungssystem, IP68, 3/4-Wege-H2O-Antikondensat, 4-polig, (ø5,5÷12mm Kabel).	3/4 way terminal block 4 poles IP68 H2O Stop. (ø5,5÷12mm cable).	F990C010000		
5-poliger Steckersatz mit fliegendem Stecker + EU-Stecker IP68.	Connector kit 5-pole flying socket + EU plug IP68.	F990C080000		
4-Wege-Abzweigdose 5-polig, IP68 (6-14 mm-Kabel).	4 way junction box 5 poles IP68 (6-14 mm cables).	F990C030000		
Stange, Höhe 200 - 500 mm über dem Boden, zur Bodenmontage.	Pole with an overground length of 200 - 500 mm for ground installation.	200 mm <ul style="list-style-type: none"> ○ F026Z020001 ● F026Z020006 ● F026Z020012 ● F026Z020018 ● F026Z020030 ● F026Z020033 500 mm <ul style="list-style-type: none"> ○ F026Z030001 ● F026Z030006 ● F026Z030012 ● F026Z030018 ● F026Z030030 ● F026Z030033 		



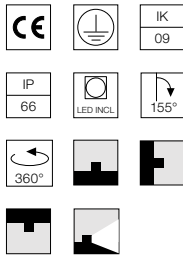
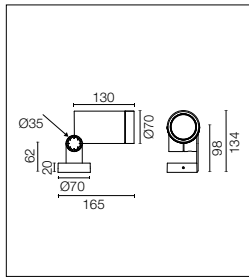
Spine L



Die L-Bügel-Option ermöglicht bei minimaler Größe einen einfacheren Anschluss dank der Möglichkeit einer seitlichen Kabeleinführung, um allen Installationsanforderungen gerecht zu werden.

The L bracket option allows for an easier connection thanks to the possibility of a side cable entry as well as minimal size to meet any exigencies.

Spine L 1 Absolute



Integrierte COB-LED-Lichtquelle. Integriertes Netzteil 220-240V mit EIN/AUS-Schalter. Basishalterung für die Montage in L integriert. Ausgestattet mit einem 5meter langen Neopren-Kabel (10m auf Anfrage) für die Fernverbindung; zur Gewährleistung der Abdichtung werden flexible Kabel für den Außenbereich empfohlen. Auf Anfrage in dimmbarer Ausführung, 1-10V oder durch DALI, mit Fernspeisung 24Vdc.

LED COB light source integrated. Integrated electric power supply 220-240V ON/OFF. Minimum L-shaped mounting support integrated. Equipped with a 5m neoprene cable (10m upon request) for remote connection. To guarantee its water tightness, it is recommended to use flexible cables designed for outdoor use. Upon request: 1-10V or DALI dimmable version with 24Vdc remote power supply.

Optic Spot 15°

CoB Led: 11W - 1247 lm ≠ FIXT 923 lm - 2700K/CRI 80 - 220-240V / 11W - 1325 lm ≠ FIXT 982 lm - 3000K/CRI 80 - 220-240V / 11W - 1364 lm ≠ FIXT 1011 lm - 4000K/CRI 80 - 220-240V

2700K

Non Dimmable

- F025Q2BA001
- F025Q2BA006
- F025Q2BA012
- F025Q2BA018
- F025Q2BA030
- F025Q2BA033

3000K

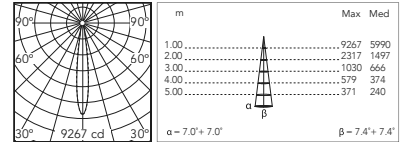
Non Dimmable

- F025Q3BA001
- F025Q3BA006
- F025Q3BA012
- F025Q3BA018
- F025Q3BA030
- F025Q3BA033

4000K

Non Dimmable

- F025Q4BA001
- F025Q4BA006
- F025Q4BA012
- F025Q4BA018
- F025Q4BA030
- F025Q4BA033



@ 3000K

Optic Medium Flood 33°

CoB Led: 11W - 1247 lm ≠ FIXT 906 lm - 2700K/CRI 80 - 220-240V / 11W - 1325 lm ≠ FIXT 964 lm - 3000K/CRI 80 - 220-240V / 11W - 1364 lm ≠ FIXT 993 lm - 4000K/CRI 80 - 220-240V

2700K

Non Dimmable

- F025Q2CA001
- F025Q2CA006
- F025Q2CA012
- F025Q2CA018
- F025Q2CA030
- F025Q2CA033

3000K

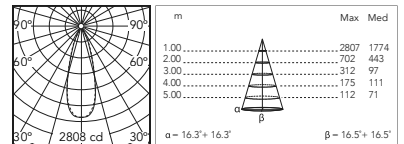
Non Dimmable

- F025Q3CA001
- F025Q3CA006
- F025Q3CA012
- F025Q3CA018
- F025Q3CA030
- F025Q3CA033

4000K

Non Dimmable

- F025Q4CA001
- F025Q4CA006
- F025Q4CA012
- F025Q4CA018
- F025Q4CA030
- F025Q4CA033



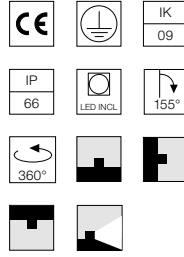
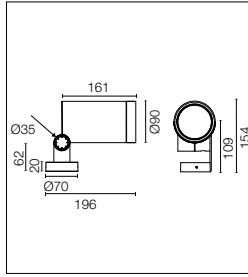
@ 3000K

Spine L 1 / L 2 Absolute: Zubehörteile / Accessories

Honeycomb	Honeycomb Louvre	Spine L 1 F025Z060000		
Honeycomb	Honeycomb Louvre	Spine L 2 F026Z060000		
IPX8 Gelbox für den elektrischen Anschluss.	Gelbox IPX8 for splicing connectors.	Spine L 1 F990C100000		
IPX8 Gelbox für den elektrischen Anschluss.	Gelbox IPX8 for splicing connectors.	Spine L 2 F990C110000		

Spine L 1 / L 2 Absolute:: Zubehör für nicht dimmbare Versionen / Accessories for non-dimmable versions

Verbindungssystem, IP68, 2-Wege-H2O-Antikondensat, 4-polig.	2 way terminal block 4 poles IP68 H2O Stop.	F990C00A000		
Verbindungssystem, IP68, 3/4-Wege-H2O-Antikondensat, 4-polig, (ø5,5÷12mm Kabel).	3/4 way terminal block 4 poles IP68 H2O Stop. (ø5,5÷12mm cable).	F990C010000		



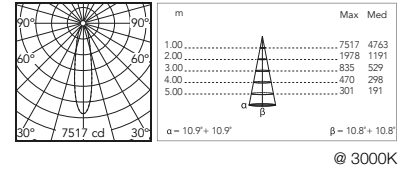
Integrierte COB-LED-Lichtquelle. Integriertes Netzteil 220-240V mit EIN/AUS-Schalter, dimmbar, 1-10V oder durch DALI. Basis-halterung für die Montage in L integriert. Ausgestattet mit einem 5meter langen Neopren-Kabel (10m auf Anfrage) für die Fernverbindung; zur Gewährleistung der Abdichtung werden flexible Kabel für den Außenbereich empfohlen.

LED COB light source integrated. Integrated electric power supply 220-240V ON/OFF and adjustable 1-10V or DALI. Minimum L-shaped mounting support integrated. Equipped with a 5m neoprene cable (10m upon request) for remote connection. To guarantee its water tightness, it is recommended to use flexible cables designed for outdoor use.

Optic Spot 22°

CoB Led: 19,5W - 2197 lm ≠ FIXT 1939 lm - 2700K/CRI 80 - 220-240V / 19,5W - 2367 lm ≠ FIXT 2085 lm - 3000K/CRI 80 - 220-240V / 19,5W - 2497 lm ≠ FIXT 2120 lm - 4000K/CRI 80 - 220-240V

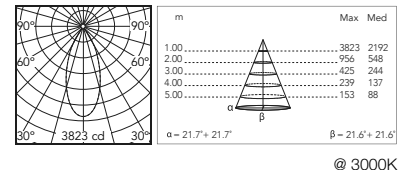
- | | | |
|--|--|--|
| <p>2700K
Non Dimmable</p> <ul style="list-style-type: none"> ○ F026Q2BA001 ● F026Q2BA006 ● F026Q2BA012 ● F026Q2BA018 ● F026Q2BA030 ● F026Q2BA033 <p>1-10V</p> <ul style="list-style-type: none"> ○ F026Q2BB001 ● F026Q2BB006 ● F026Q2BB012 ● F026Q2BB018 ● F026Q2BB030 ● F026Q2BB033 <p>Dali</p> <ul style="list-style-type: none"> ○ F026Q2BD001 ● F026Q2BD006 ● F026Q2BD012 ● F026Q2BD018 ● F026Q2BD030 ● F026Q2BD033 | <p>3000K
Non Dimmable</p> <ul style="list-style-type: none"> ○ F026Q3BA001 ● F026Q3BA006 ● F026Q3BA012 ● F026Q3BA018 ● F026Q3BA030 ● F026Q3BA033 <p>1-10V</p> <ul style="list-style-type: none"> ○ F026Q3BB001 ● F026Q3BB006 ● F026Q3BB012 ● F026Q3BB018 ● F026Q3BB030 ● F026Q3BB033 <p>Dali</p> <ul style="list-style-type: none"> ○ F026Q3BD001 ● F026Q3BD006 ● F026Q3BD012 ● F026Q3BD018 ● F026Q3BD030 ● F026Q3BD033 | <p>4000K
Non Dimmable</p> <ul style="list-style-type: none"> ○ F026Q4BA001 ● F026Q4BA006 ● F026Q4BA012 ● F026Q4BA018 ● F026Q4BA030 ● F026Q4BA033 <p>1-10V</p> <ul style="list-style-type: none"> ○ F026Q4BB001 ● F026Q4BB006 ● F026Q4BB012 ● F026Q4BB018 ● F026Q4BB030 ● F026Q4BB033 <p>Dali</p> <ul style="list-style-type: none"> ○ F026Q4BD001 ● F026Q4BD006 ● F026Q4BD012 ● F026Q4BD018 ● F026Q4BD030 ● F026Q4BD033 |
|--|--|--|



Optic Medium Flood 43°

CoB Led: 19,5W - 2197 lm ≠ FIXT 2026 lm - 2700K/CRI 80 - 220-240V / 19,5W - 2367 lm ≠ FIXT 2178 lm - 3000K/CRI 80 - 220-240V / 19,5W - 2497 lm ≠ FIXT 2298 lm - 4000K/CRI 80 - 220-240V

- | | | |
|--|--|--|
| <p>2700K
Non Dimmable</p> <ul style="list-style-type: none"> ○ F026Q2CA001 ● F026Q2CA006 ● F026Q2CA012 ● F026Q2CA018 ● F026Q2CA030 ● F026Q2CA033 <p>1-10V</p> <ul style="list-style-type: none"> ○ F026Q2CB001 ● F026Q2CB006 ● F026Q2CB012 ● F026Q2CB018 ● F026Q2CB030 ● F026Q2CB033 <p>Dali</p> <ul style="list-style-type: none"> ○ F026Q2CD001 ● F026Q2CD006 ● F026Q2CD012 ● F026Q2CD018 ● F026Q2CD030 ● F026Q2CD033 | <p>3000K
Non Dimmable</p> <ul style="list-style-type: none"> ○ F026Q3CA001 ● F026Q3CA006 ● F026Q3CA012 ● F026Q3CA018 ● F026Q3CA030 ● F026Q3CA033 <p>1-10V</p> <ul style="list-style-type: none"> ○ F026Q3CB001 ● F026Q3CB006 ● F026Q3CB012 ● F026Q3CB018 ● F026Q3CB030 ● F026Q3CB033 <p>Dali</p> <ul style="list-style-type: none"> ○ F026Q3CD001 ● F026Q3CD006 ● F026Q3CD012 ● F026Q3CD018 ● F026Q3CD030 ● F026Q3CD033 | <p>4000K
Non Dimmable</p> <ul style="list-style-type: none"> ○ F026Q4CA001 ● F026Q4CA006 ● F026Q4CA012 ● F026Q4CA018 ● F026Q4CA030 ● F026Q4CA033 <p>1-10V</p> <ul style="list-style-type: none"> ○ F026Q4CB001 ● F026Q4CB006 ● F026Q4CB012 ● F026Q4CB018 ● F026Q4CB030 ● F026Q4CB033 <p>Dali</p> <ul style="list-style-type: none"> ○ F026Q4CD001 ● F026Q4CD006 ● F026Q4CD012 ● F026Q4CD018 ● F026Q4CD030 ● F026Q4CD033 |
|--|--|--|

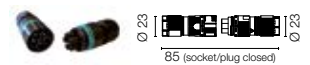


Spine L 2 Absolute: Zubehör für dimmbare Versionen / Accessories for dimmable versions

5-poliger Steckersatz mit fliegendem Stecker + EU-Stecker IP68.

Connector kit 5-pole flying socket + EU plug IP68.

F990C080000

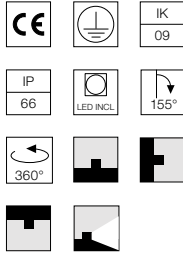
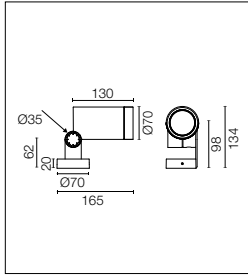


4-Wege-Abzweigdose 5-polig, IP68 (6-14 mm-Kabel).

4 way junction box 5 poles IP68 (6-14 mm cables).

F990C030000





Power-LED-Lichtquelle im Lieferumfang enthalten. Ausgestattet mit integriertem Snoot für einen gesteigerten visuellen Komfort. Die als Zubehör erhältlichen Kollimatoren dienen der Regelung der Abstrahlwinkel. Integriertes Netzteil 220-240V mit EIN/AUS-Schalter. Basis-halterung für die Montage in L integriert. Ausgestattet mit einem 5meter langen Neopren-Kabel (10m auf Anfrage) für die Fernverbindung; zur Gewährleistung der Abdichtung werden flexible Kabel für den Außenbereich empfohlen. Auf Anfrage in dimmbarer Ausführung, 1-10V oder durch DALI, mit Fernspeisung 24Vdc.

Power LED source included. Equipped with an integrated snoot for higher visual comfort. Collimators are available as an accessory to modify the beam opening. Integrated electric power supply 220-240V ON/OFF. Minimum L-shaped mounting support integrated. Equipped with a 5m neoprene cable (10m upon request) for remote connection. To guarantee its water tightness, it is recommended to use flexible cables designed for outdoor use. Upon request: 1-10V or DALI dimmable version with 24Vdc remote power supply.

2200K auf Anfrage erhältlich.

2200K available on request.

Optic Narrow Spot 7°

Power Led: 3,5W - 168 lm ≠ FIXT 143 lm - 2700K/CRI 80 - 220-240V / 3,5W - 174 lm ≠ FIXT 149 lm - 3000K/CRI 80 - 220-240V / 3,5W - 180 lm ≠ FIXT 154 lm - 4000K/CRI 80 - 220-240V

2700K

Non Dimmable

- F025V2AA001
- F025V2AA006
- F025V2AA012
- F025V2AA018
- F025V2AA030
- F025V2AA033

3000K

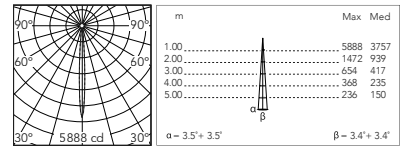
Non Dimmable

- F025V3AA001
- F025V3AA006
- F025V3AA012
- F025V3AA018
- F025V3AA030
- F025V3AA033

4000K

Non Dimmable

- F025V4AA001
- F025V4AA006
- F025V4AA012
- F025V4AA018
- F025V4AA030
- F025V4AA033



@ 3000K

Optic Spot 14°

Power Led: 7,9W - 671 lm ≠ FIXT 550 lm - 2700K/CRI 80 - 220-240V / 7,9W - 696 lm ≠ FIXT 571 lm - 3000K/CRI 80 - 220-240V / 7,9W - 720 lm ≠ FIXT 591 lm - 4000K/CRI 80 - 220-240V

2700K

Non Dimmable

- F025V2BA001
- F025V2BA006
- F025V2BA012
- F025V2BA018
- F025V2BA030
- F025V2BA033

3000K

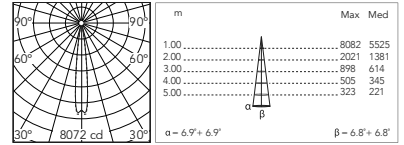
Non Dimmable

- F025V3BA001
- F025V3BA006
- F025V3BA012
- F025V3BA018
- F025V3BA030
- F025V3BA033

4000K

Non Dimmable

- F025V4BA001
- F025V4BA006
- F025V4BA012
- F025V4BA018
- F025V4BA030
- F025V4BA033



@ 3000K

Optic Medium Flood 24,5°

Power Led: 7,9W - 671 lm ≠ FIXT 499 lm - 2700K/CRI 80 - 220-240V / 7,9W - 696 lm ≠ FIXT 518 lm - 3000K/CRI 80 - 220-240V / 7,9W - 720 lm ≠ FIXT 536 lm - 4000K/CRI 80 - 220-240V

2700K

Non Dimmable

- F025V2CA001
- F025V2CA006
- F025V2CA012
- F025V2CA018
- F025V2CA030
- F025V2CA033

3000K

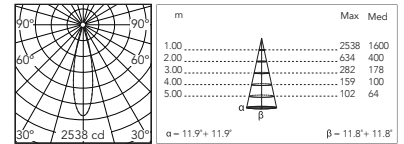
Non Dimmable

- F025V3CA001
- F025V3CA006
- F025V3CA012
- F025V3CA018
- F025V3CA030
- F025V3CA033

4000K

Non Dimmable

- F025V4CA001
- F025V4CA006
- F025V4CA012
- F025V4CA018
- F025V4CA030
- F025V4CA033



@ 3000K

Optic Flood 32°

Power Led: 7,9W - 671 lm ≠ FIXT 482 lm - 2700K/CRI 80 - 220-240V / 7,9W - 696 lm ≠ FIXT 500 lm - 3000K/CRI 80 - 220-240V / 7,9W - 720 lm ≠ FIXT 518 lm - 4000K/CRI 80 - 220-240V

2700K

Non Dimmable

- F025V2DA001
- F025V2DA006
- F025V2DA012
- F025V2DA018
- F025V2DA030
- F025V2DA033

3000K

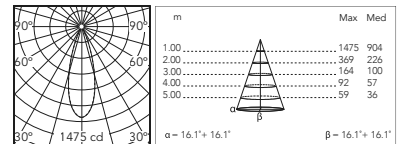
Non Dimmable

- F025V3DA001
- F025V3DA006
- F025V3DA012
- F025V3DA018
- F025V3DA030
- F025V3DA033

4000K

Non Dimmable

- F025V4DA001
- F025V4DA006
- F025V4DA012
- F025V4DA018
- F025V4DA030
- F025V4DA033



@ 3000K

Optic Wide Flood 49°

Power Led: 7,9W - 671 lm ≠ FIXT 480 lm - 2700K/CRI 80 - 220-240V / 7,9W - 696 lm ≠ FIXT 490 lm - 3000K/CRI 80 - 220-240V / 7,9W - 720 lm ≠ FIXT 505 lm - 4000K/CRI 80 - 220-240V

2700K

Non Dimmable

- F025V2EA001
- F025V2EA006
- F025V2EA012
- F025V2EA018
- F025V2EA030
- F025V2EA033

3000K

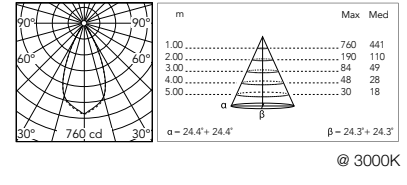
Non Dimmable

- F025V3EA001
- F025V3EA006
- F025V3EA012
- F025V3EA018
- F025V3EA030
- F025V3EA033

4000K

Non Dimmable

- F025V4EA001
- F025V4EA006
- F025V4EA012
- F025V4EA018
- F025V4EA030
- F025V4EA033



Optic Elliptical 1 13,5° x 50°

Power Led: 7,9W - 671 lm ≠ FIXT 500 lm - 2700K/CRI 80 - 220-240V / 7,9W - 696 lm ≠ FIXT 519 lm - 3000K/CRI 80 - 220-240V / 7,9W - 720 lm ≠ FIXT 537 lm - 4000K/CRI 80 - 220-240V

2700K

Non Dimmable

- F025V2FA001
- F025V2FA006
- F025V2FA012
- F025V2FA018
- F025V2FA030
- F025V2FA033

3000K

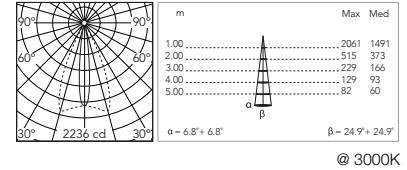
Non Dimmable

- F025V3FA001
- F025V3FA006
- F025V3FA012
- F025V3FA018
- F025V3FA030
- F025V3FA033

4000K

Non Dimmable

- F025V4FA001
- F025V4FA006
- F025V4FA012
- F025V4FA018
- F025V4FA030
- F025V4FA033



Optic Elliptical 2 26° x 51°

Power Led: 7,9W - 671 lm ≠ FIXT 487 lm - 2700K/CRI 80 - 220-240V / 7,9W - 696 lm ≠ FIXT 505 lm - 3000K/CRI 80 - 220-240V / 7,9W - 720 lm ≠ FIXT 523 lm - 4000K/CRI 80 - 220-240V

2700K

Non Dimmable

- F025V2GA001
- F025V2GA006
- F025V2GA012
- F025V2GA018
- F025V2GA030
- F025V2GA033

3000K

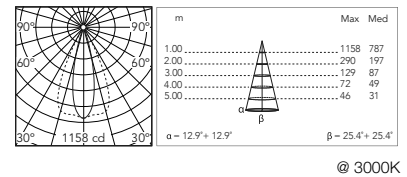
Non Dimmable

- F025V3GA001
- F025V3GA006
- F025V3GA012
- F025V3GA018
- F025V3GA030
- F025V3GA033

4000K

Non Dimmable

- F025V4GA001
- F025V4GA006
- F025V4GA012
- F025V4GA018
- F025V4GA030
- F025V4GA033



Optic Wall Washer

Power Led: 7,9W - 671 lm ≠ FIXT 471 lm - 2700K/CRI 80 - 220-240V / 7,9W - 696 lm ≠ FIXT 489 lm - 3000K/CRI 80 - 220-240V / 7,9W - 720 lm ≠ FIXT 506 lm - 4000K/CRI 80 - 220-240V

2700K

Non Dimmable

- F025V2HA001
- F025V2HA006
- F025V2HA012
- F025V2HA018
- F025V2HA030
- F025V2HA033

3000K

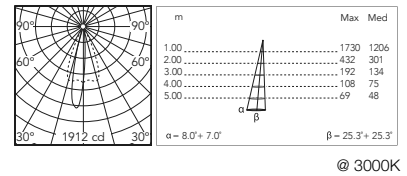
Non Dimmable

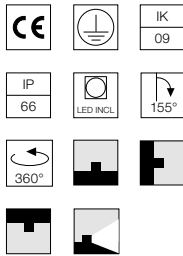
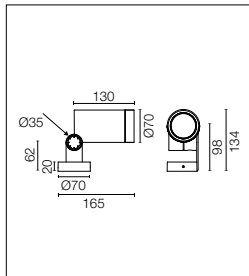
- F025V3HA001
- F025V3HA006
- F025V3HA012
- F025V3HA018
- F025V3HA030
- F025V3HA033

4000K

Non Dimmable

- F025V4HA001
- F025V4HA006
- F025V4HA012
- F025V4HA018
- F025V4HA030
- F025V4HA033





Energieeffiziente Power-LED-Lichtquelle im Lieferumfang enthalten. Ausgestattet mit integriertem Snoot für einen gesteigerten visuellen Komfort. Die als Zubehör erhältlichen Kollimatoren dienen der Regelung der Abstrahlwinkel. Integriertes Netzteil 220-240V mit EIN/AUS-Schalter. Basishalterung für die Montage in L integriert. Ausgestattet mit einem 5meter langen Neopren-Kabel (10m auf Anfrage) für die Fernverbindung; zur Gewährleistung der Abdichtung werden flexible Kabel für den Außenbereich empfohlen. Auf Anfrage in dimmbarer Ausführung, 1-10V oder durch DALI, mit Fernspeisung 24Vdc.

Energy-efficient Power LED source included Equipped with an integrated snoot for higher visual comfort. Collimators are available as an accessory to modify the beam opening. Integrated electric power supply 220-240V ON/OFF. Minimum L-shaped mounting support integrated. Equipped with a 5m neoprene cable (10m upon request) for remote connection. To guarantee its water tightness, it is recommended to use flexible cables designed for outdoor use. Upon request: 1-10V or DALI dimmable version with 24Vdc remote power supply.

Optic Spot 12°

Power Led: 10,5W - 920 lm ≠ FIXT 680 lm - 2700K/CRI 80 - 220-240V / 10,5W - 966 lm ≠ FIXT 706 lm - 3000K/CRI 80 - 220-240V / 10,5W - 1012 lm ≠ FIXT 730 lm - 4000K/CRI 80 - 220-240V

2700K

Non Dimmable

- F025W2BA001
- F025W2BA006
- F025W2BA012
- F025W2BA018
- F025W2BA030
- F025W2BA033

3000K

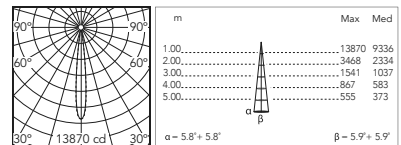
Non Dimmable

- F025W3BA001
- F025W3BA006
- F025W3BA012
- F025W3BA018
- F025W3BA030
- F025W3BA033

4000K

Non Dimmable

- F025W4BA001
- F025W4BA006
- F025W4BA012
- F025W4BA018
- F025W4BA030
- F025W4BA033



@ 3000K

Optic Medium Flood 26,5°

Power Led: 10,5W - 920 lm ≠ FIXT 594 lm - 2700K/CRI 80 - 220-240V / 10,5W - 966 lm ≠ FIXT 630 lm - 3000K/CRI 80 - 220-240V / 10,5W - 1012 lm ≠ FIXT 654 lm - 4000K/CRI 80 - 220-240V

2700K

Non Dimmable

- F025W2CA001
- F025W2CA006
- F025W2CA012
- F025W2CA018
- F025W2CA030
- F025W2CA033

3000K

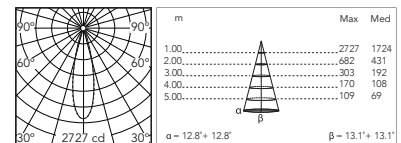
Non Dimmable

- F025W3CA001
- F025W3CA006
- F025W3CA012
- F025W3CA018
- F025W3CA030
- F025W3CA033

4000K

Non Dimmable

- F025W4CA001
- F025W4CA006
- F025W4CA012
- F025W4CA018
- F025W4CA030
- F025W4CA033



@ 3000K

Optic Flood 33,5°

Power Led: 10,5W - 920 lm ≠ FIXT 592 lm - 2700K/CRI 80 - 220-240V / 10,5W - 966 lm ≠ FIXT 627 lm - 3000K/CRI 80 - 220-240V / 10,5W - 1012 lm ≠ FIXT 651 lm - 4000K/CRI 80 - 220-240V

2700K

Non Dimmable

- F025W2DA001
- F025W2DA006
- F025W2DA012
- F025W2DA018
- F025W2DA030
- F025W2DA033

3000K

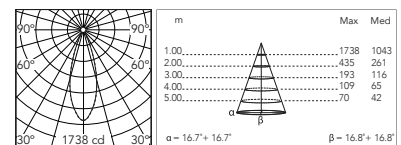
Non Dimmable

- F025W3DA001
- F025W3DA006
- F025W3DA012
- F025W3DA018
- F025W3DA030
- F025W3DA033

4000K

Non Dimmable

- F025W4DA001
- F025W4DA006
- F025W4DA012
- F025W4DA018
- F025W4DA030
- F025W4DA033



@ 3000K

Optic Wide Flood 50°

Power Led: 10,5W - 920 lm ≠ FIXT 591 lm - 2700K/CRI 80 - 220-240V / 10,5W - 966 lm ≠ FIXT 619 lm - 3000K/CRI 80 - 220-240V / 10,5W - 1012 lm ≠ FIXT 650 lm - 4000K/CRI 80 - 220-240V

2700K

Non Dimmable

- F025W2EA001
- F025W2EA006
- F025W2EA012
- F025W2EA018
- F025W2EA030
- F025W2EA033

3000K

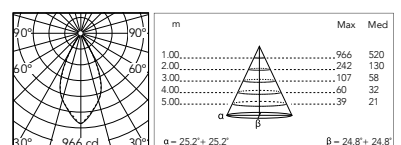
Non Dimmable

- F025W3EA001
- F025W3EA006
- F025W3EA012
- F025W3EA018
- F025W3EA030
- F025W3EA033

4000K

Non Dimmable

- F025W4EA001
- F025W4EA006
- F025W4EA012
- F025W4EA018
- F025W4EA030
- F025W4EA033



@ 3000K

Spine L 1 Pro Hp

Optic Elliptical 1 11,5° x 49°

Power Led: 10,5W - 920 lm ≠ FIXT 603 lm - 2700K/CRI 80 - 220-240V / 10,5W - 966 lm ≠ FIXT 639 lm - 3000K/CRI 80 - 220-240V / 10,5W - 1012 lm ≠ FIXT 663 lm - 4000K/CRI 80 - 220-240V

2700K

Non Dimmable

- F025W2FA001
- F025W2FA006
- F025W2FA012
- F025W2FA018
- F025W2FA030
- F025W2FA033

3000K

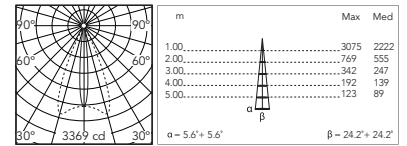
Non Dimmable

- F025W3FA001
- F025W3FA006
- F025W3FA012
- F025W3FA018
- F025W3FA030
- F025W3FA033

4000K

Non Dimmable

- F025W4FA001
- F025W4FA006
- F025W4FA012
- F025W4FA018
- F025W4FA030
- F025W4FA033



Optic Elliptical 2 25,5° x 50°

Power Led: 10,5W - 920 lm ≠ FIXT 601 lm - 2700K/CRI 80 - 220-240V / 10,5W - 966 lm ≠ FIXT 624 lm - 3000K/CRI 80 - 220-240V / 10,5W - 1012 lm ≠ FIXT 645 lm - 4000K/CRI 80 - 220-240V

2700K

Non Dimmable

- F025W2GA001
- F025W2GA006
- F025W2GA012
- F025W2GA018
- F025W2GA030
- F025W2GA033

3000K

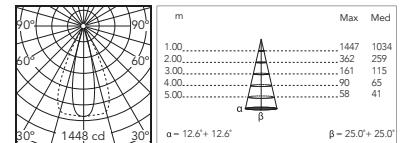
Non Dimmable

- F025W3GA001
- F025W3GA006
- F025W3GA012
- F025W3GA018
- F025W3GA030
- F025W3GA033

4000K

Non Dimmable

- F025W4GA001
- F025W4GA006
- F025W4GA012
- F025W4GA018
- F025W4GA030
- F025W4GA033



Optic Wall Washer

Power Led: 10,5W - 920 lm ≠ FIXT 574 lm - 2700K/CRI 80 - 220-240V / 10,5W - 966 lm ≠ FIXT 609 lm - 3000K/CRI 80 - 220-240V / 10,5W - 1012 lm ≠ FIXT 631 lm - 4000K/CRI 80 - 220-240V

2700K

Non Dimmable

- F025W2HA001
- F025W2HA006
- F025W2HA012
- F025W2HA018
- F025W2HA030
- F025W2HA033

3000K

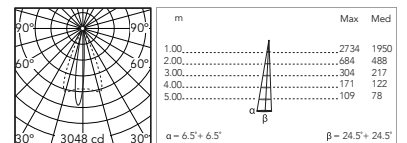
Non Dimmable

- F025W3HA001
- F025W3HA006
- F025W3HA012
- F025W3HA018
- F025W3HA030
- F025W3HA033

4000K

Non Dimmable

- F025W4HA001
- F025W4HA006
- F025W4HA012
- F025W4HA018
- F025W4HA030
- F025W4HA033



Spine L 1 Pro: Zubehörteile / Accessories

Honeycomb

Honeycomb Louvre

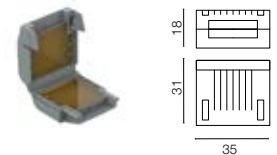
F025Z060000



IPX8 Gelbox für den elektrischen Anschluss.

Gelbox IPX8 for splicing connectors.

F990C100000



Verbindungssystem, IP68, 2-Wege-H2O-Antikondensat, 4-polig.

2 way terminal block 4 poles IP68 H2O Stop.

F990C00A000



Verbindungssystem, IP68, 3/4-Wege-H2O-Antikondensat, 4-polig, (ø5,5÷12mm Kabel).

3/4 way terminal block 4 poles IP68 H2O Stop. (ø5,5÷12mm cable).

F990C010000

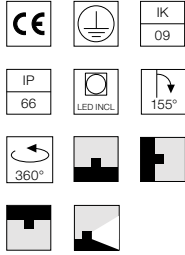
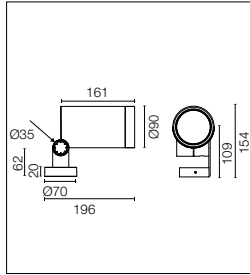


Konverterlinse / Converter lenses:

- Converter Spine 1 Optic Medium Flood
- Converter Spine 1 Optic Flood
- Converter Spine 1 Optic Wide Flood
- Converter Spine 1 Optic Elliptic 1
- Converter Spine 1 Optic Elliptic 2
- Converter Spine 1 Optic Wall Washer

F029Z010000
F029Z011000
F029Z012000
F029Z013000
F029Z014000
F029Z015000





Power-LED-Lichtquelle im Lieferumfang enthalten. Ausgestattet mit integriertem Snoot für einen gesteigerten visuellen Komfort. Die als Zubehör erhältlichen Kollimatoren dienen der Regelung der Abstrahlwinkel. Integriertes Netzteil 220-240V mit EIN/AUS-Schalter, dimmbar 1-10V oder durch DALI. Basishalterung für die Montage in L integriert. Ausgestattet mit einem 5meter langen Neopren-Kabel (10m auf Anfrage) für die Fernverbindung; zur Gewährleistung der Abdichtung werden flexible Kabel für den Außenbereich empfohlen.

Power LED source included. Equipped with an integrated snoot for higher visual comfort. Collimators are available as an accessory to modify the beam opening. Integrated electric power supply 220-240V ON/OFF and adjustable 1-10V or DALI. Minimum L-shaped mounting support integrated. Equipped with a 5m neoprene cable (10m upon request) for remote connection. To guarantee its water tightness, it is recommended to use flexible cables designed for outdoor use.

Optic Narrow Spot
2200K auf Anfrage erhältlich.

Optic Narrow Spot
2200K available on request.

Optic Narrow Spot 6°

Power Led: 4,1W - 248 lm ≠ FIXT 230 lm - 2700K/CRI 80 - 220-240V / 4,1W - 258 lm ≠ FIXT 239 lm - 3000K/CRI 80 - 220-240V / 4,1W - 267 lm ≠ FIXT 247 lm - 4000K/CRI 80 - 220-240V

2700K

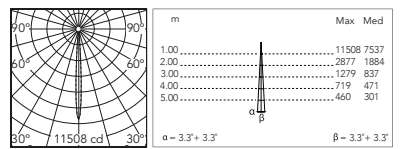
- Non Dimmable
- F026V2AA001
- F026V2AA006
- F026V2AA012
- F026V2AA018
- F026V2AA030
- F026V2AA033
- 1-10V
- F026V2AB001
- F026V2AB006
- F026V2AB012
- F026V2AB018
- F026V2AB030
- F026V2AB033
- Dali
- F026V2AD001
- F026V2AD006
- F026V2AD012
- F026V2AD018
- F026V2AD030
- F026V2AD033

3000K

- Non Dimmable
- F026V3AA001
- F026V3AA006
- F026V3AA012
- F026V3AA018
- F026V3AA030
- F026V3AA033
- 1-10V
- F026V3AB001
- F026V3AB006
- F026V3AB012
- F026V3AB018
- F026V3AB030
- F026V3AB033
- Dali
- F026V3AD001
- F026V3AD006
- F026V3AD012
- F026V3AD018
- F026V3AD030
- F026V3AD033

4000K

- Non Dimmable
- F026V4AA001
- F026V4AA006
- F026V4AA012
- F026V4AA018
- F026V4AA030
- F026V4AA033
- 1-10V
- F026V4AB001
- F026V4AB006
- F026V4AB012
- F026V4AB018
- F026V4AB030
- F026V4AB033
- Dali
- F026V4AD001
- F026V4AD006
- F026V4AD012
- F026V4AD018
- F026V4AD030
- F026V4AD033



@ 3000K

Optic Spot 9,5°

Power Led: 10,5W - 920 lm ≠ FIXT 769 lm - 2700K/CRI 80 - 220-240V / 10,5W - 966 lm ≠ FIXT 808 lm - 3000K/CRI 80 - 220-240V / 10,5W - 1012 lm ≠ FIXT 846 lm - 4000K/CRI 80 - 220-240V

2700K

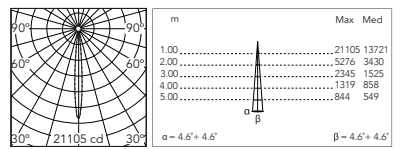
- Non Dimmable
- F026V2BA001
- F026V2BA006
- F026V2BA012
- F026V2BA018
- F026V2BA030
- F026V2BA033
- 1-10V
- F026V2BB001
- F026V2BB006
- F026V2BB012
- F026V2BB018
- F026V2BB030
- F026V2BB033
- Dali
- F026V2BD001
- F026V2BD006
- F026V2BD012
- F026V2BD018
- F026V2BD030
- F026V2BD033

3000K

- Non Dimmable
- F026V3BA001
- F026V3BA006
- F026V3BA012
- F026V3BA018
- F026V3BA030
- F026V3BA033
- 1-10V
- F026V3BB001
- F026V3BB006
- F026V3BB012
- F026V3BB018
- F026V3BB030
- F026V3BB033
- Dali
- F026V3BD001
- F026V3BD006
- F026V3BD012
- F026V3BD018
- F026V3BD030
- F026V3BD033

4000K

- Non Dimmable
- F026V4BA001
- F026V4BA006
- F026V4BA012
- F026V4BA018
- F026V4BA030
- F026V4BA033
- 1-10V
- F026V4BB001
- F026V4BB006
- F026V4BB012
- F026V4BB018
- F026V4BB030
- F026V4BB033
- Dali
- F026V4BD001
- F026V4BD006
- F026V4BD012
- F026V4BD018
- F026V4BD030
- F026V4BD033



@ 3000K

Optic Medium Flood 28°

Power Led: 10,5W - 920 lm ≠ FIXT 715 lm - 2700K/CRI 80 - 220-240V / 10,5W - 966 lm ≠ FIXT 742 lm - 3000K/CRI 80 - 220-240V / 10,5W - 1012 lm ≠ FIXT 767 lm - 4000K/CRI 80 - 220-240V

2700K

Non Dimmable

- F026V2CA001
- F026V2CA006
- F026V2CA012
- F026V2CA018
- F026V2CA030
- F026V2CA033
- 1-10V
- F026V2CB001
- F026V2CB006
- F026V2CB012
- F026V2CB018
- F026V2CB030
- F026V2CB033
- Dali
- F026V2CD001
- F026V2CD006
- F026V2CD012
- F026V2CD018
- F026V2CD030
- F026V2CD033

3000K

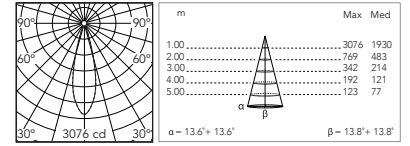
Non Dimmable

- F026V3CA001
- F026V3CA006
- F026V3CA012
- F026V3CA018
- F026V3CA030
- F026V3CA033
- 1-10V
- F026V3CB001
- F026V3CB006
- F026V3CB012
- F026V3CB018
- F026V3CB030
- F026V3CB033
- Dali
- F026V3CD001
- F026V3CD006
- F026V3CD012
- F026V3CD018
- F026V3CD030
- F026V3CD033

4000K

Non Dimmable

- F026V4CA001
- F026V4CA006
- F026V4CA012
- F026V4CA018
- F026V4CA030
- F026V4CA033
- 1-10V
- F026V4CB001
- F026V4CB006
- F026V4CB012
- F026V4CB018
- F026V4CB030
- F026V4CB033
- Dali
- F026V4CD001
- F026V4CD006
- F026V4CD012
- F026V4CD018
- F026V4CD030
- F026V4CD033



@ 3000K

Optic Flood 33°

Power Led: 10,5W - 920 lm ≠ FIXT 695 lm - 2700K/CRI 80 - 220-240V / 10,5W - 966 lm ≠ FIXT 721 lm - 3000K/CRI 80 - 220-240V / 10,5W - 1012 lm ≠ FIXT 746 lm - 4000K/CRI 80 - 220-240V

2700K

Non Dimmable

- F026V2DA001
- F026V2DA006
- F026V2DA012
- F026V2DA018
- F026V2DA030
- F026V2DA033
- 1-10V
- F026V2DB001
- F026V2DB006
- F026V2DB012
- F026V2DB018
- F026V2DB030
- F026V2DB033
- Dali
- F026V2DD001
- F026V2DD006
- F026V2DD012
- F026V2DD018
- F026V2DD030
- F026V2DD033

3000K

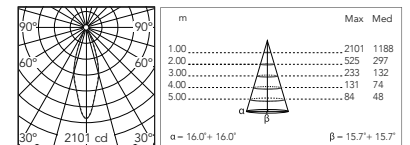
Non Dimmable

- F026V3DA001
- F026V3DA006
- F026V3DA012
- F026V3DA018
- F026V3DA030
- F026V3DA033
- 1-10V
- F026V3DB001
- F026V3DB006
- F026V3DB012
- F026V3DB018
- F026V3DB030
- F026V3DB033
- Dali
- F026V3DD001
- F026V3DD006
- F026V3DD012
- F026V3DD018
- F026V3DD030
- F026V3DD033

4000K

Non Dimmable

- F026V4DA001
- F026V4DA006
- F026V4DA012
- F026V4DA018
- F026V4DA030
- F026V4DA033
- 1-10V
- F026V4DB001
- F026V4DB006
- F026V4DB012
- F026V4DB018
- F026V4DB030
- F026V4DB033
- Dali
- F026V4DD001
- F026V4DD006
- F026V4DD012
- F026V4DD018
- F026V4DD030
- F026V4DD033



@ 3000K

Optic Wide Flood 51°

Power Led: 10,5W - 920 lm ≠ FIXT 711 lm - 2700K/CRI 80 - 220-240V / 10,5W - 966 lm ≠ FIXT 741 lm - 3000K/CRI 80 - 220-240V / 10,5W - 1012 lm ≠ FIXT 778 lm - 4000K/CRI 80 - 220-240V

2700K

Non Dimmable

- F026V2EA001
- F026V2EA006
- F026V2EA012
- F026V2EA018
- F026V2EA030
- F026V2EA033
- 1-10V
- F026V2EB001
- F026V2EB006
- F026V2EB012
- F026V2EB018
- F026V2EB030
- F026V2EB033
- Dali
- F026V2ED001
- F026V2ED006
- F026V2ED012
- F026V2ED018
- F026V2ED030
- F026V2ED033

3000K

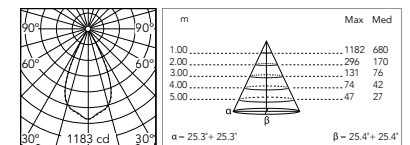
Non Dimmable

- F026V3EA001
- F026V3EA006
- F026V3EA012
- F026V3EA018
- F026V3EA030
- F026V3EA033
- 1-10V
- F026V3EB001
- F026V3EB006
- F026V3EB012
- F026V3EB018
- F026V3EB030
- F026V3EB033
- Dali
- F026V3ED001
- F026V3ED006
- F026V3ED012
- F026V3ED018
- F026V3ED030
- F026V3ED033

4000K

Non Dimmable

- F026V4EA001
- F026V4EA006
- F026V4EA012
- F026V4EA018
- F026V4EA030
- F026V4EA033
- 1-10V
- F026V4EB001
- F026V4EB006
- F026V4EB012
- F026V4EB018
- F026V4EB030
- F026V4EB033
- Dali
- F026V4ED001
- F026V4ED006
- F026V4ED012
- F026V4ED018
- F026V4ED030
- F026V4ED033



@ 3000K

Optic Elliptical 1 9,5° x 48°

Power Led: 10,5W - 920 lm ≠ FIXT 717 lm - 2700K/CRI 80 - 220-240V / 10,5W - 966 lm ≠ FIXT 744 lm - 3000K/CRI 80 - 220-240V / 10,5W - 1012 lm ≠ FIXT 770 lm - 4000K/CRI 80 - 220-240V

2700K

Non Dimmable

- F026V2FA001
- F026V2FA006
- F026V2FA012
- F026V2FA018
- F026V2FA030
- F026V2FA033
- 1-10V
- F026V2FB001
- F026V2FB006
- F026V2FB012
- F026V2FB018
- F026V2FB030
- F026V2FB033
- Dali
- F026V2FD001
- F026V2FD006
- F026V2FD012
- F026V2FD018
- F026V2FD030
- F026V2FD033

3000K

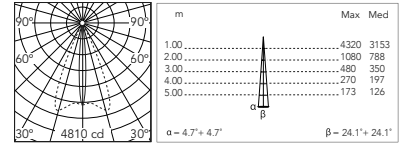
Non Dimmable

- F026V3FA001
- F026V3FA006
- F026V3FA012
- F026V3FA018
- F026V3FA030
- F026V3FA033
- 1-10V
- F026V3FB001
- F026V3FB006
- F026V3FB012
- F026V3FB018
- F026V3FB030
- F026V3FB033
- Dali
- F026V3FD001
- F026V3FD006
- F026V3FD012
- F026V3FD018
- F026V3FD030
- F026V3FD033

4000K

Non Dimmable

- F026V4FA001
- F026V4FA006
- F026V4FA012
- F026V4FA018
- F026V4FA030
- F026V4FA033
- 1-10V
- F026V4FB001
- F026V4FB006
- F026V4FB012
- F026V4FB018
- F026V4FB030
- F026V4FB033
- Dali
- F026V4FD001
- F026V4FD006
- F026V4FD012
- F026V4FD018
- F026V4FD030
- F026V4FD033



@ 3000K

Optic Elliptical 2 24° x 50°

Power Led: 10,5W - 920 lm ≠ FIXT 699 lm - 2700K/CRI 80 - 220-240V / 10,5W - 966 lm ≠ FIXT 725 lm - 3000K/CRI 80 - 220-240V / 10,5W - 1012 lm ≠ FIXT 750 lm - 4000K/CRI 80 - 220-240V

2700K

Non Dimmable

- F026V2GA001
- F026V2GA006
- F026V2GA012
- F026V2GA018
- F026V2GA030
- F026V2GA033
- 1-10V
- F026V2GB001
- F026V2GB006
- F026V2GB012
- F026V2GB018
- F026V2GB030
- F026V2GB033
- Dali
- F026V2GD001
- F026V2GD006
- F026V2GD012
- F026V2GD018
- F026V2GD030
- F026V2GD033

3000K

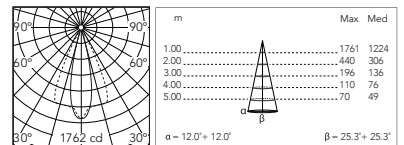
Non Dimmable

- F026V3GA001
- F026V3GA006
- F026V3GA012
- F026V3GA018
- F026V3GA030
- F026V3GA033
- 1-10V
- F026V3GB001
- F026V3GB006
- F026V3GB012
- F026V3GB018
- F026V3GB030
- F026V3GB033
- Dali
- F026V3GD001
- F026V3GD006
- F026V3GD012
- F026V3GD018
- F026V3GD030
- F026V3GD033

4000K

Non Dimmable

- F026V4GA001
- F026V4GA006
- F026V4GA012
- F026V4GA018
- F026V4GA030
- F026V4GA033
- 1-10V
- F026V4GB001
- F026V4GB006
- F026V4GB012
- F026V4GB018
- F026V4GB030
- F026V4GB033
- Dali
- F026V4GD001
- F026V4GD006
- F026V4GD012
- F026V4GD018
- F026V4GD030
- F026V4GD033



@ 3000K

Optic Wall Washer

Power Led: 10,5W - 920 lm ≠ FIXT 673 lm - 2700K/CRI 80 - 220-240V / 10,5W - 966 lm ≠ FIXT 698 lm - 3000K/CRI 80 - 220-240V / 10,5W - 1012 lm ≠ FIXT 672 lm - 4000K/CRI 80 - 220-240V

2700K

Non Dimmable

- F026V2HA001
- F026V2HA006
- F026V2HA012
- F026V2HA018
- F026V2HA030
- F026V2HA033
- 1-10V
- F026V2HB001
- F026V2HB006
- F026V2HB012
- F026V2HB018
- F026V2HB030
- F026V2HB033
- Dali
- F026V2HD001
- F026V2HD006
- F026V2HD012
- F026V2HD018
- F026V2HD030
- F026V2HD033

3000K

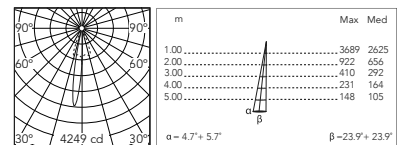
Non Dimmable

- F026V3HA001
- F026V3HA006
- F026V3HA012
- F026V3HA018
- F026V3HA030
- F026V3HA033
- 1-10V
- F026V3HB001
- F026V3HB006
- F026V3HB012
- F026V3HB018
- F026V3HB030
- F026V3HB033
- Dali
- F026V3HD001
- F026V3HD006
- F026V3HD012
- F026V3HD018
- F026V3HD030
- F026V3HD033

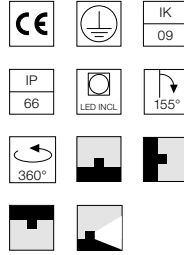
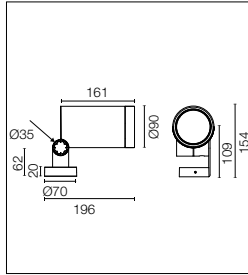
4000K

Non Dimmable

- F026V4HA001
- F026V4HA006
- F026V4HA012
- F026V4HA018
- F026V4HA030
- F026V4HA033
- 1-10V
- F026V4HB001
- F026V4HB006
- F026V4HB012
- F026V4HB018
- F026V4HB030
- F026V4HB033
- Dali
- F026V4HD001
- F026V4HD006
- F026V4HD012
- F026V4HD018
- F026V4HD030
- F026V4HD033



@ 3000K



Energieeffiziente Power-LED-Lichtquelle im Lieferumfang enthalten. Ausgestattet mit integriertem Snoot für einen gesteigerten visuellen Komfort. Die als Zubehör erhältlichen Kollimatoren dienen der Regelung der Abstrahlwinkel. Integriertes Netzteil 220-240V mit EIN/AUS-Schalter, regelbar 1-10V oder durch DALI. Basishalterung für die Montage in L integriert. Ausgestattet mit einem 5meter langen Neopren-Kabel (10m auf Anfrage) für die Fernverbindung; zur Gewährleistung der Abdichtung werden flexible Kabel für den Außenbereich empfohlen.

Energy-efficient Power LED source included Equipped with an integrated snoot for higher visual comfort. Collimators are available as an accessory to modify the beam opening. Integrated electric power supply 220-240V ON/OFF and adjustable 1-10V or DALI. Minimum L-shaped mounting support integrated. Equipped with a 5m neoprene cable (10m upon request) for remote connection. To guarantee its water tightness, it is recommended to use flexible cables designed for outdoor use.

2200K auf Anfrage erhältlich.

2200K available on request.

Optic Spot 14,5°

Power Led: 17W - 1739 lm ≠ FIXT 1443 lm - 2700K/CRI 80 - 220-240V / 17W - 1803 lm ≠ FIXT 1497 lm - 3000K/CRI 80 - 220-240V / 17W - 1868 lm ≠ FIXT 1548 lm - 4000K/CRI 80 - 220-240V

2700K

Non Dimmable

- F026W2BA001
- F026W2BA006
- F026W2BA012
- F026W2BA018
- F026W2BA030
- F026W2BA033
- 1-10V
- F026W2BB001
- F026W2BB006
- F026W2BB012
- F026W2BB018
- F026W2BB030
- F026W2BB033
- Dali
- F026W2BD001
- F026W2BD006
- F026W2BD012
- F026W2BD018
- F026W2BD030
- F026W2BD033

3000K

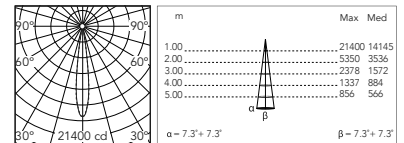
Non Dimmable

- F026W3BA001
- F026W3BA006
- F026W3BA012
- F026W3BA018
- F026W3BA030
- F026W3BA033
- 1-10V
- F026W3BB001
- F026W3BB006
- F026W3BB012
- F026W3BB018
- F026W3BB030
- F026W3BB033
- Dali
- F026W3BD001
- F026W3BD006
- F026W3BD012
- F026W3BD018
- F026W3BD030
- F026W3BD033

4000K

Non Dimmable

- F026W4BA001
- F026W4BA006
- F026W4BA012
- F026W4BA018
- F026W4BA030
- F026W4BA033
- 1-10V
- F026W4BB001
- F026W4BB006
- F026W4BB012
- F026W4BB018
- F026W4BB030
- F026W4BB033
- Dali
- F026W4BD001
- F026W4BD006
- F026W4BD012
- F026W4BD018
- F026W4BD030
- F026W4BD033



@ 3000K

Optic Medium Flood 26°

Power Led: 17W - 1739 lm ≠ FIXT 1336 lm - 2700K/CRI 80 - 220-240V / 17W - 1803 lm ≠ FIXT 1386 lm - 3000K/CRI 80 - 220-240V / 17W - 1868 lm ≠ FIXT 1434 lm - 4000K/CRI 80 - 220-240V

2700K

Non Dimmable

- F026W2CA001
- F026W2CA006
- F026W2CA012
- F026W2CA018
- F026W2CA030
- F026W2CA033
- 1-10V
- F026W2CB001
- F026W2CB006
- F026W2CB012
- F026W2CB018
- F026W2CB030
- F026W2CB033
- Dali
- F026W2CD001
- F026W2CD006
- F026W2CD012
- F026W2CD018
- F026W2CD030
- F026W2CD033

3000K

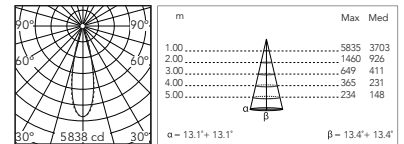
Non Dimmable

- F026W3CA001
- F026W3CA006
- F026W3CA012
- F026W3CA018
- F026W3CA030
- F026W3CA033
- 1-10V
- F026W3CB001
- F026W3CB006
- F026W3CB012
- F026W3CB018
- F026W3CB030
- F026W3CB033
- Dali
- F026W3CD001
- F026W3CD006
- F026W3CD012
- F026W3CD018
- F026W3CD030
- F026W3CD033

4000K

Non Dimmable

- F026W4CA001
- F026W4CA006
- F026W4CA012
- F026W4CA018
- F026W4CA030
- F026W4CA033
- 1-10V
- F026W4CB001
- F026W4CB006
- F026W4CB012
- F026W4CB018
- F026W4CB030
- F026W4CB033
- Dali
- F026W4CD001
- F026W4CD006
- F026W4CD012
- F026W4CD018
- F026W4CD030
- F026W4CD033



@ 3000K

Spine L 2 Pro Hp

Optic Flood 36°

Power Led: 17W - 1739 lm ≠ FIXT 1302 lm - 2700K/CRI 80 - 220-240V / 17W - 1803 lm ≠ FIXT 1351 lm - 3000K/CRI 80 - 220-240V / 17W - 1868 lm ≠ FIXT 1397 lm - 4000K/CRI 80 - 220-240V

2700K

Non Dimmable

- F026W2DA001
- F026W2DA006
- F026W2DA012
- F026W2DA018
- F026W2DA030
- F026W2DA033
- 1-10V
- F026W2DB001
- F026W2DB006
- F026W2DB012
- F026W2DB018
- F026W2DB030
- F026W2DB033
- Dali
- F026W2DD001
- F026W2DD006
- F026W2DD012
- F026W2DD018
- F026W2DD030
- F026W2DD033

3000K

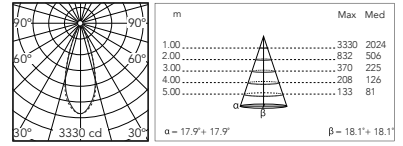
Non Dimmable

- F026W3DA001
- F026W3DA006
- F026W3DA012
- F026W3DA018
- F026W3DA030
- F026W3DA033
- 1-10V
- F026W3DB001
- F026W3DB006
- F026W3DB012
- F026W3DB018
- F026W3DB030
- F026W3DB033
- Dali
- F026W3DD001
- F026W3DD006
- F026W3DD012
- F026W3DD018
- F026W3DD030
- F026W3DD033

4000K

Non Dimmable

- F026W4DA001
- F026W4DA006
- F026W4DA012
- F026W4DA018
- F026W4DA030
- F026W4DA033
- 1-10V
- F026W4DB001
- F026W4DB006
- F026W4DB012
- F026W4DB018
- F026W4DB030
- F026W4DB033
- Dali
- F026W4DD001
- F026W4DD006
- F026W4DD012
- F026W4DD018
- F026W4DD030
- F026W4DD033



@ 3000K

Optic Wide Flood 52°

Power Led: 17W - 1739 lm ≠ FIXT 1303 lm - 2700K/CRI 80 - 220-240V / 17W - 1803 lm ≠ FIXT 1357 lm - 3000K/CRI 80 - 220-240V / 17W - 1868 lm ≠ FIXT 1411 lm - 4000K/CRI 80 - 220-240V

2700K

Non Dimmable

- F026W2EA001
- F026W2EA006
- F026W2EA012
- F026W2EA018
- F026W2EA030
- F026W2EA033
- 1-10V
- F026W2EB001
- F026W2EB006
- F026W2EB012
- F026W2EB018
- F026W2EB030
- F026W2EB033
- Dali
- F026W2ED001
- F026W2ED006
- F026W2ED012
- F026W2ED018
- F026W2ED030
- F026W2ED033

3000K

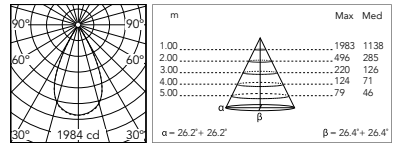
Non Dimmable

- F026W3EA001
- F026W3EA006
- F026W3EA012
- F026W3EA018
- F026W3EA030
- F026W3EA033
- 1-10V
- F026W3EB001
- F026W3EB006
- F026W3EB012
- F026W3EB018
- F026W3EB030
- F026W3EB033
- Dali
- F026W3ED001
- F026W3ED006
- F026W3ED012
- F026W3ED018
- F026W3ED030
- F026W3ED033

4000K

Non Dimmable

- F026W4EA001
- F026W4EA006
- F026W4EA012
- F026W4EA018
- F026W4EA030
- F026W4EA033
- 1-10V
- F026W4EB001
- F026W4EB006
- F026W4EB012
- F026W4EB018
- F026W4EB030
- F026W4EB033
- Dali
- F026W4ED001
- F026W4ED006
- F026W4ED012
- F026W4ED018
- F026W4ED030
- F026W4ED033



@ 3000K

Optic Elliptical 1 14° x 50°

Power Led: 17W - 1739 lm ≠ FIXT 1315 lm - 2700K/CRI 80 - 220-240V / 17W - 1803 lm ≠ FIXT 1364 lm - 3000K/CRI 80 - 220-240V / 17W - 1868 lm ≠ FIXT 1410 lm - 4000K/CRI 80 - 220-240V

2700K

Non Dimmable

- F026W2FA001
- F026W2FA006
- F026W2FA012
- F026W2FA018
- F026W2FA030
- F026W2FA033
- 1-10V
- F026W2FB001
- F026W2FB006
- F026W2FB012
- F026W2FB018
- F026W2FB030
- F026W2FB033
- Dali
- F026W2FD001
- F026W2FD006
- F026W2FD012
- F026W2FD018
- F026W2FD030
- F026W2FD033

3000K

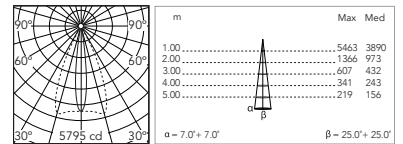
Non Dimmable

- F026W3FA001
- F026W3FA006
- F026W3FA012
- F026W3FA018
- F026W3FA030
- F026W3FA033
- 1-10V
- F026W3FB001
- F026W3FB006
- F026W3FB012
- F026W3FB018
- F026W3FB030
- F026W3FB033
- Dali
- F026W3FD001
- F026W3FD006
- F026W3FD012
- F026W3FD018
- F026W3FD030
- F026W3FD033

4000K

Non Dimmable

- F026W4FA001
- F026W4FA006
- F026W4FA012
- F026W4FA018
- F026W4FA030
- F026W4FA033
- 1-10V
- F026W4FB001
- F026W4FB006
- F026W4FB012
- F026W4FB018
- F026W4FB030
- F026W4FB033
- Dali
- F026W4FD001
- F026W4FD006
- F026W4FD012
- F026W4FD018
- F026W4FD030
- F026W4FD033



@ 3000K

Spine L 2 Pro Hp

Optic Elliptical 2 25° x 52°

Power Led: 17W - 1739 lm ≠ FIXT 1298 lm - 2700K/CRI 80 - 220-240V / 17W - 1803 lm ≠ FIXT 1351 lm - 3000K/CRI 80 - 220-240V / 17W - 1868 lm ≠ FIXT 1393 lm - 4000K/CRI 80 - 220-240V

2700K

Non Dimmable

- F026W2GA001
- F026W2GA006
- F026W2GA012
- F026W2GA018
- F026W2GA030
- F026W2GA033

1-10V

- F026W2GB001
- F026W2GB006
- F026W2GB012
- F026W2GB018
- F026W2GB030
- F026W2GB033

Dali

- F026W2GD001
- F026W2GD006
- F026W2GD012
- F026W2GD018
- F026W2GD030
- F026W2GD033

3000K

Non Dimmable

- F026W3GA001
- F026W3GA006
- F026W3GA012
- F026W3GA018
- F026W3GA030
- F026W3GA033

1-10V

- F026W3GB001
- F026W3GB006
- F026W3GB012
- F026W3GB018
- F026W3GB030
- F026W3GB033

Dali

- F026W3GD001
- F026W3GD006
- F026W3GD012
- F026W3GD018
- F026W3GD030
- F026W3GD033

4000K

Non Dimmable

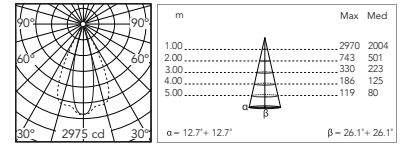
- F026W4GA001
- F026W4GA006
- F026W4GA012
- F026W4GA018
- F026W4GA030
- F026W4GA033

1-10V

- F026W4GB001
- F026W4GB006
- F026W4GB012
- F026W4GB018
- F026W4GB030
- F026W4GB033

Dali

- F026W4GD001
- F026W4GD006
- F026W4GD012
- F026W4GD018
- F026W4GD030
- F026W4GD033



Optic Wall Washer

Power Led: 17W - 1739 lm ≠ FIXT 1277 lm - 2700K/CRI 80 - 220-240V / 17W - 1803 lm ≠ FIXT 1325 lm - 3000K/CRI 80 - 220-240V / 17W - 1868 lm ≠ FIXT 1370 lm - 4000K/CRI 80 - 220-240V

2700K

Non Dimmable

- F026W2HA001
- F026W2HA006
- F026W2HA012
- F026W2HA018
- F026W2HA030
- F026W2HA033

1-10V

- F026W2HB001
- F026W2HB006
- F026W2HB012
- F026W2HB018
- F026W2HB030
- F026W2HB033

Dali

- F026W2HD001
- F026W2HD006
- F026W2HD012
- F026W2HD018
- F026W2HD030
- F026W2HD033

3000K

Non Dimmable

- F026W3HA001
- F026W3HA006
- F026W3HA012
- F026W3HA018
- F026W3HA030
- F026W3HA033

1-10V

- F026W3HB001
- F026W3HB006
- F026W3HB012
- F026W3HB018
- F026W3HB030
- F026W3HB033

Dali

- F026W3HD001
- F026W3HD006
- F026W3HD012
- F026W3HD018
- F026W3HD030
- F026W3HD033

4000K

Non Dimmable

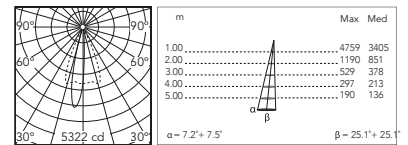
- F026W4HA001
- F026W4HA006
- F026W4HA012
- F026W4HA018
- F026W4HA030
- F026W4HA033

1-10V

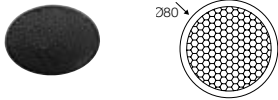
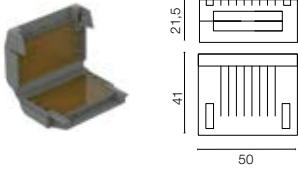



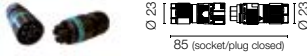

- F026W4HB001
- F026W4HB006
- F026W4HB012
- F026W4HB018
- F026W4HB030
- F026W4HB033


Dali

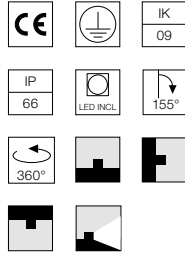
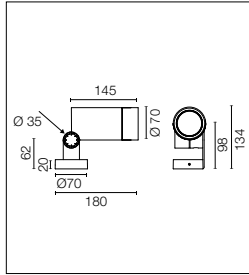
- F026W4HD001
- F026W4HD006
- F026W4HD012
- F026W4HD018
- F026W4HD030
- F026W4HD033



Spine L 2 Pro: Zubehörteile / Accessories

Honeycomb	Honeycomb Louvre	F026Z060000	
IPX8 Gelbox für den elektrischen Anschluss.	Gelbox IPX8 for splicing connectors.	F990C110000	
Konverterlinse / Converter lenses:			
- Converter Spine 2 Optic Medium Flood		F029Z020000	
- Converter Spine 2 Optic Flood		F029Z021000	
- Converter Spine 2 Optic Wide Flood		F029Z022000	
- Converter Spine 2 Optic Elliptic 1		F029Z023000	
- Converter Spine 2 Optic Elliptic 2		F029Z024000	
- Converter Spine 2 Optic Wall Washer		F029Z025000	
Verbindungssystem, IP68, 2-Wege-H2O-Antikondensat, 4-polig.	2 way terminal block 4 poles IP68 H2O Stop.	F990C00A000	
Verbindungssystem, IP68, 3/4-Wege-H2O-Antikondensat, 4-polig, (ø5,5÷12mm Kabel).	3/4 way terminal block 4 poles IP68 H2O Stop. (ø5,5÷12mm cable).	F990C010000	
5-poliger Steckersatz mit fliegendem Stecker + EU-Stecker IP68.	Connector kit 5-pole flying socket + EU plug IP68.	F990C080000	
4-Wege-Abzweigdose 5-polig, IP68 (6-14 mm-Kabel).	4 way junction box 5 poles IP68 (6-14 mm cables).	F990C030000	





Power-LED-Lichtquelle im Lieferumfang enthalten. Ausgestattet mit integriertem Snoot für einen gesteigerten visuellen Komfort: Der Display mit asymmetrischem Design ist als Zubehör erhältlich. Die als Zubehör erhältlichen Kollimatoren dienen der Regelung der Abstrahlwinkel. Integriertes Netzteil 220-240V mit EIN/AUS-Schalter. Basishalterung für die Montage in L integriert. Ausgestattet mit einem 5meter langen Neopren-Kabel (10m auf Anfrage) für die Fernverbindung; zur Gewährleistung der Abdichtung werden flexible Kabel für den Außenbereich empfohlen. Auf Anfrage in dimmbarer Ausführung, 1-10V oder durch DALI, mit Fernspeisung 24Vdc.

Power LED source included. Equipped with an integrated snoot for higher visual comfort: the asymmetrical cut visor is available as an accessory. Collimators are available as an accessory to modify the beam opening. Integrated electric power supply 220-240V ON/OFF. Minimum L-shaped mounting support integrated. Equipped with a 5m neoprene cable (10m upon request) for remote connection. To guarantee its water tightness, it is recommended to use flexible cables designed for outdoor use. Upon request: 1-10V or DALI dimmable version with 24Vdc remote power supply.

2200K auf Anfrage erhältlich.

2200K available on request.

Optic Narrow Spot 7°

Power Led: 3,5W - 168 lm ≠ FIXT 143 lm - 2700K/CRI 80 - 220-240V / 3,5W - 174 lm ≠ FIXT 149 lm - 3000K/CRI 80 - 220-240V / 3,5W - 180 lm ≠ FIXT 154 lm - 4000K/CRI 80 - 220-240V

2700K

Non Dimmable

- F025R2AA001
- F025R2AA006
- F025R2AA012
- F025R2AA018
- F025R2AA030
- F025R2AA033

3000K

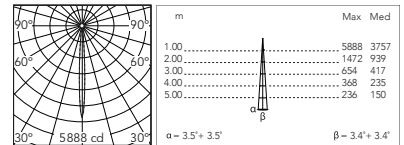
Non Dimmable

- F025R3AA001
- F025R3AA006
- F025R3AA012
- F025R3AA018
- F025R3AA030
- F025R3AA033

4000K

Non Dimmable

- F025R4AA001
- F025R4AA006
- F025R4AA012
- F025R4AA018
- F025R4AA030
- F025R4AA033



@ 3000K

Optic Spot 14°

Power Led: 7,9W - 671 lm ≠ FIXT 550 lm - 2700K/CRI 80 - 220-240V / 7,9W - 696 lm ≠ FIXT 571 lm - 3000K/CRI 80 - 220-240V / 7,9W - 720 lm ≠ FIXT 591 lm - 4000K/CRI 80 - 220-240V

2700K

Non Dimmable

- F025R2BA001
- F025R2BA006
- F025R2BA012
- F025R2BA018
- F025R2BA030
- F025R2BA033

3000K

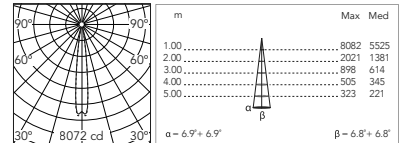
Non Dimmable

- F025R3BA001
- F025R3BA006
- F025R3BA012
- F025R3BA018
- F025R3BA030
- F025R3BA033

4000K

Non Dimmable

- F025R4BA001
- F025R4BA006
- F025R4BA012
- F025R4BA018
- F025R4BA030
- F025R4BA033



@ 3000K

Optic Medium Flood 24,5°

Power Led: 7,9W - 671 lm ≠ FIXT 499 lm - 2700K/CRI 80 - 220-240V / 7,9W - 696 lm ≠ FIXT 518 lm - 3000K/CRI 80 - 220-240V / 7,9W - 720 lm ≠ FIXT 536 lm - 4000K/CRI 80 - 220-240V

2700K

Non Dimmable

- F025R2CA001
- F025R2CA006
- F025R2CA012
- F025R2CA018
- F025R2CA030
- F025R2CA033

3000K

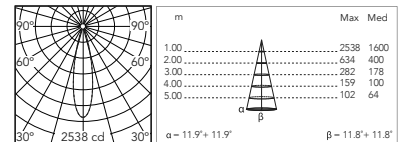
Non Dimmable

- F025R3CA001
- F025R3CA006
- F025R3CA012
- F025R3CA018
- F025R3CA030
- F025R3CA033

4000K

Non Dimmable

- F025R4CA001
- F025R4CA006
- F025R4CA012
- F025R4CA018
- F025R4CA030
- F025R4CA033



@ 3000K

Optic Flood 32°

Power Led: 7,9W - 671 lm ≠ FIXT 482 lm - 2700K/CRI 80 - 220-240V / 7,9W - 696 lm ≠ FIXT 500 lm - 3000K/CRI 80 - 220-240V / 7,9W - 720 lm ≠ FIXT 518 lm - 4000K/CRI 80 - 220-240V

2700K

Non Dimmable

- F025R2DA001
- F025R2DA006
- F025R2DA012
- F025R2DA018
- F025R2DA030
- F025R2DA033

3000K

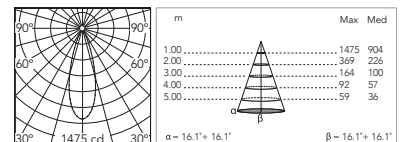
Non Dimmable

- F025R3DA001
- F025R3DA006
- F025R3DA012
- F025R3DA018
- F025R3DA030
- F025R3DA033

4000K

Non Dimmable

- F025R4DA001
- F025R4DA006
- F025R4DA012
- F025R4DA018
- F025R4DA030
- F025R4DA033



@ 3000K

Spine L 1 Ultra

Optic Wide Flood 49°

Power Led: 7,9W - 671 lm ≠ FIXT 480 lm - 2700K/CRI 80 - 220-240V / 7,9W - 696 lm ≠ FIXT 490 lm - 3000K/CRI 80 - 220-240V / 7,9W - 720 lm ≠ FIXT 505 lm - 4000K/CRI 80 - 220-240V

2700K

Non Dimmable

- F025R2EA001
- F025R2EA006
- F025R2EA012
- F025R2EA018
- F025R2EA030
- F025R2EA033

3000K

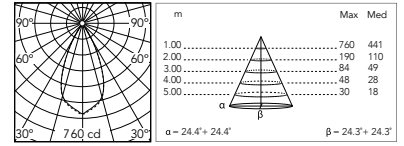
Non Dimmable

- F025R3EA001
- F025R3EA006
- F025R3EA012
- F025R3EA018
- F025R3EA030
- F025R3EA033

4000K

Non Dimmable

- F025R4EA001
- F025R4EA006
- F025R4EA012
- F025R4EA018
- F025R4EA030
- F025R4EA033



@ 3000K

Optic Elliptical 1 13,5° x 50°

Power Led: 7,9W - 671 lm ≠ FIXT 500 lm - 2700K/CRI 80 - 220-240V / 7,9W - 696 lm ≠ FIXT 519 lm - 3000K/CRI 80 - 220-240V / 7,9W - 720 lm ≠ FIXT 537 lm - 4000K/CRI 80 - 220-240V

2700K

Non Dimmable

- F025R2FA001
- F025R2FA006
- F025R2FA012
- F025R2FA018
- F025R2FA030
- F025R2FA033

3000K

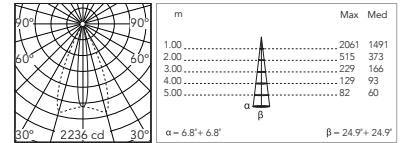
Non Dimmable

- F025R3FA001
- F025R3FA006
- F025R3FA012
- F025R3FA018
- F025R3FA030
- F025R3FA033

4000K

Non Dimmable

- F025R4FA001
- F025R4FA006
- F025R4FA012
- F025R4FA018
- F025R4FA030
- F025R4FA033



@ 3000K

Optic Elliptical 2 26° x 51°

Power Led: 7,9W - 671 lm ≠ FIXT 487 lm - 2700K/CRI 80 - 220-240V / 7,9W - 696 lm ≠ FIXT 505 lm - 3000K/CRI 80 - 220-240V / 7,9W - 720 lm ≠ FIXT 523 lm - 4000K/CRI 80 - 220-240V

2700K

Non Dimmable

- F025R2GA001
- F025R2GA006
- F025R2GA012
- F025R2GA018
- F025R2GA030
- F025R2GA033

3000K

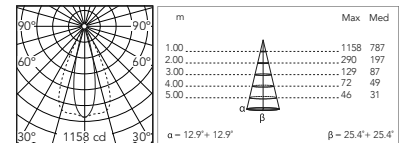
Non Dimmable

- F025R3GA001
- F025R3GA006
- F025R3GA012
- F025R3GA018
- F025R3GA030
- F025R3GA033

4000K

Non Dimmable

- F025R4GA001
- F025R4GA006
- F025R4GA012
- F025R4GA018
- F025R4GA030
- F025R4GA033



@ 3000K

Optic Wall Washer

Power Led: 7,9W - 671 lm ≠ FIXT 471 lm - 2700K/CRI 80 - 220-240V / 7,9W - 696 lm ≠ FIXT 489 lm - 3000K/CRI 80 - 220-240V / 7,9W - 720 lm ≠ FIXT 506 lm - 4000K/CRI 80 - 220-240V

2700K

Non Dimmable

- F025R2HA001
- F025R2HA006
- F025R2HA012
- F025R2HA018
- F025R2HA030
- F025R2HA033

3000K

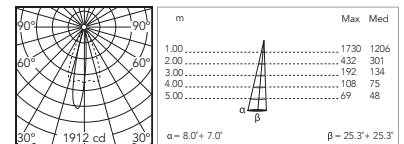
Non Dimmable

- F025R3HA001
- F025R3HA006
- F025R3HA012
- F025R3HA018
- F025R3HA030
- F025R3HA033

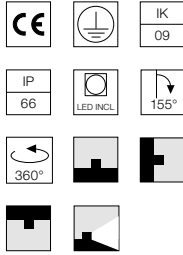
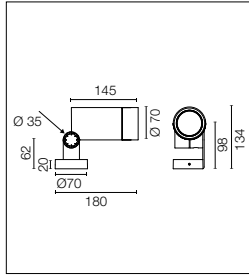
4000K

Non Dimmable

- F025R4HA001
- F025R4HA006
- F025R4HA012
- F025R4HA018
- F025R4HA030
- F025R4HA033



@ 3000K



Energieeffiziente Power-LED-Lichtquelle im Lieferumfang enthalten. Ausgestattet mit integriertem Snoot für einen gesteigerten visuellen Komfort: Der Display mit asymmetrischem Design ist als Zubehör erhältlich. : como accesorio, está disponible el visor de corte asimétrico. Die als Zubehör erhältlichen Kollimatoren dienen der Regelung der Abstrahlwinkel. Integriertes Netzteil 220-240V mit EIN/AUS-Schalter. Basishalterung für die Montage in L integriert. Ausgestattet mit einem 5meter langen Neopren-Kabel (10m auf Anfrage) für die Fernverbindung; zur Gewährleistung der Abdichtung werden flexible Kabel für den Außenbereich empfohlen. Auf Anfrage in dimmbarer Ausführung, 1-10V oder durch DALI, mit Fernspeisung 24Vdc.

Energy-efficient Power LED source included Equipped with an integrated snoot for higher visual comfort: the asymmetrical cut visor is available as an accessory. Collimators are available as an accessory to modify the beam opening. Integrated electric power supply 220-240V ON/OFF. Minimum L-shaped mounting support integrated. Equipped with a 5m neoprene cable (10m upon request) for remote connection. To guarantee its water tightness, it is recommended to use flexible cables designed for outdoor use. Upon request: 1-10V or DALI dimmable version with 24Vdc remote power supply.

Optic Spot 12°

Power Led: 10,5W - 920 lm ≠ FIXT 680 lm - 2700K/CRI 80 - 220-240V / 10,5W - 966 lm ≠ FIXT 706 lm - 3000K/CRI 80 - 220-240V / 10,5W - 1012 lm ≠ FIXT 730 lm - 4000K/CRI 80 - 220-240V

2700K

Non Dimmable

- F025S2BA001
- F025S2BA006
- F025S2BA012
- F025S2BA018
- F025S2BA030
- F025S2BA033

3000K

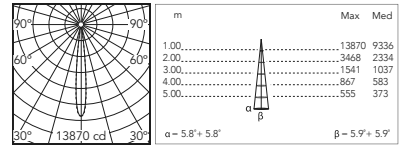
Non Dimmable

- F025S3BA001
- F025S3BA006
- F025S3BA012
- F025S3BA018
- F025S3BA030
- F025S3BA033

4000K

Non Dimmable

- F025S4BA001
- F025S4BA006
- F025S4BA012
- F025S4BA018
- F025S4BA030
- F025S4BA033



@ 3000K

Optic Medium Flood 26,5°

Power Led: 10,5W - 920 lm ≠ FIXT 594 lm - 2700K/CRI 80 - 220-240V / 10,5W - 966 lm ≠ FIXT 630 lm - 3000K/CRI 80 - 220-240V / 10,5W - 1012 lm ≠ FIXT 654 lm - 4000K/CRI 80 - 220-240V

2700K

Non Dimmable

- F025S2CA001
- F025S2CA006
- F025S2CA012
- F025S2CA018
- F025S2CA030
- F025S2CA033

3000K

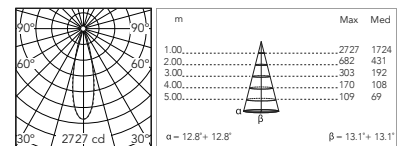
Non Dimmable

- F025S3CA001
- F025S3CA006
- F025S3CA012
- F025S3CA018
- F025S3CA030
- F025S3CA033

4000K

Non Dimmable

- F025S4CA001
- F025S4CA006
- F025S4CA012
- F025S4CA018
- F025S4CA030
- F025S4CA033



@ 3000K

Optic Flood 33,5°

Power Led: 10,5W - 920 lm ≠ FIXT 592 lm - 2700K/CRI 80 - 220-240V / 10,5W - 966 lm ≠ FIXT 627 lm - 3000K/CRI 80 - 220-240V / 10,5W - 1012 lm ≠ FIXT 651 lm - 4000K/CRI 80 - 220-240V

2700K

Non Dimmable

- F025S2DA001
- F025S2DA006
- F025S2DA012
- F025S2DA018
- F025S2DA030
- F025S2DA033

3000K

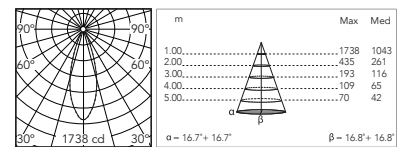
Non Dimmable

- F025S3DA001
- F025S3DA006
- F025S3DA012
- F025S3DA018
- F025S3DA030
- F025S3DA033

4000K

Non Dimmable

- F025S4DA001
- F025S4DA006
- F025S4DA012
- F025S4DA018
- F025S4DA030
- F025S4DA033



@ 3000K

Optic Wide Flood 50°

Power Led: 10,5W - 920 lm ≠ FIXT 591 lm - 2700K/CRI 80 - 220-240V / 10,5W - 966 lm ≠ FIXT 619 lm - 3000K/CRI 80 - 220-240V / 10,5W - 1012 lm ≠ FIXT 650 lm - 4000K/CRI 80 - 220-240V

2700K

Non Dimmable

- F025S2EA001
- F025S2EA006
- F025S2EA012
- F025S2EA018
- F025S2EA030
- F025S2EA033

3000K

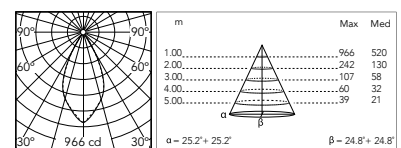
Non Dimmable

- F025S3EA001
- F025S3EA006
- F025S3EA012
- F025S3EA018
- F025S3EA030
- F025S3EA033

4000K

Non Dimmable

- F025S4EA001
- F025S4EA006
- F025S4EA012
- F025S4EA018
- F025S4EA030
- F025S4EA033



@ 3000K

Spine L 1 Ultra Hp

Optic Elliptical 1 11,5° x 49°

Power Led: 10,5W - 920 lm ≠ FIXT 603 lm - 2700K/CRI 80 - 220-240V / 10,5W - 966 lm ≠ FIXT 639 lm - 3000K/CRI 80 - 220-240V / 10,5W - 1012 lm ≠ FIXT 663 lm - 4000K/CRI 80 - 220-240V

2700K

Non Dimmable

- F025S2FA001
- F025S2FA006
- F025S2FA012
- F025S2FA018
- F025S2FA030
- F025S2FA033

3000K

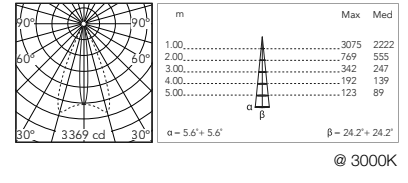
Non Dimmable

- F025S3FA001
- F025S3FA006
- F025S3FA012
- F025S3FA018
- F025S3FA030
- F025S3FA033

4000K

Non Dimmable

- F025S4FA001
- F025S4FA006
- F025S4FA012
- F025S4FA018
- F025S4FA030
- F025S4FA033



Optic Elliptical 2 25,5° x 50°

Power Led: 10,5W - 920 lm ≠ FIXT 601 lm - 2700K/CRI 80 - 220-240V / 10,5W - 966 lm ≠ FIXT 624 lm - 3000K/CRI 80 - 220-240V / 10,5W - 1012 lm ≠ FIXT 645 lm - 4000K/CRI 80 - 220-240V

2700K

Non Dimmable

- F025S2GA001
- F025S2GA006
- F025S2GA012
- F025S2GA018
- F025S2GA030
- F025S2GA033

3000K

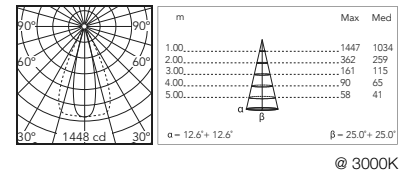
Non Dimmable

- F025S3GA001
- F025S3GA006
- F025S3GA012
- F025S3GA018
- F025S3GA030
- F025S3GA033

4000K

Non Dimmable

- F025S4GA001
- F025S4GA006
- F025S4GA012
- F025S4GA018
- F025S4GA030
- F025S4GA033



Optic Wall Washer

Power Led: 10,5W - 920 lm ≠ FIXT 574 lm - 2700K/CRI 80 - 220-240V / 10,5W - 966 lm ≠ FIXT 609 lm - 3000K/CRI 80 - 220-240V / 10,5W - 1012 lm ≠ FIXT 631 lm - 4000K/CRI 80 - 220-240V

2700K

Non Dimmable

- F025S2HA001
- F025S2HA006
- F025S2HA012
- F025S2HA018
- F025S2HA030
- F025S2HA033

3000K

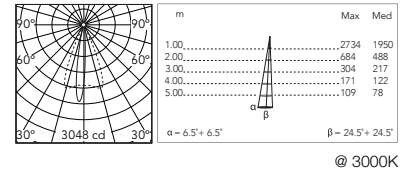
Non Dimmable

- F025S3HA001
- F025S3HA006
- F025S3HA012
- F025S3HA018
- F025S3HA030
- F025S3HA033

4000K

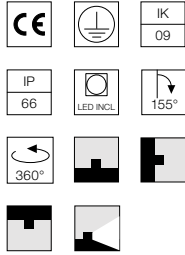
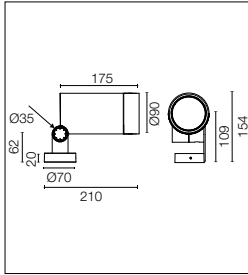
Non Dimmable

- F025S4HA001
- F025S4HA006
- F025S4HA012
- F025S4HA018
- F025S4HA030
- F025S4HA033



Spine L 1 Ultra: Zubehörteile / Accessories

Viewer	Visor	<ul style="list-style-type: none"> ○ F025Z050001 ● F025Z050006 ● F025Z050012 ● F025Z050018 ● F025Z050030 ● F025Z050033 	
Honeycomb	Honeycomb Louvre	F025Z060000	
IPX8 Gelbox für den elektrischen Anschluss.	Gelbox IPX8 for splicing connectors.	F990C100000	
Konverterlinse / Converter lenses:			
- Converter Spine 1 Optic Medium Flood		F029Z010000	
- Converter Spine 1 Optic Flood		F029Z011000	
- Converter Spine 1 Optic Wide Flood		F029Z012000	
- Converter Spine 1 Optic Elliptic 1		F029Z013000	
- Converter Spine 1 Optic Elliptic 2		F029Z014000	
- Converter Spine 1 Optic Wall Washer		F029Z015000	
Verbindungssystem, IP68, 2-Wege-H2O-Antikondensat, 4-polig.	2 way terminal block 4 poles IP68 H2O Stop.	F990C00A000	
Verbindungssystem, IP68, 3/4-Wege-H2O-Antikondensat, 4-polig. (ø5,5÷12mm Kabel).	3/4 way terminal block 4 poles IP68 H2O Stop. (ø5,5÷12mm cable).	F990C010000	



Power-LED-Lichtquelle im Lieferumfang enthalten. Ausgestattet mit integriertem Snoot für einen gesteigerten visuellen Komfort: Der Display mit asymmetrischem Design ist als Zubehör erhältlich. Die als Zubehör erhältlichen Kollimatoren dienen der Regelung der Abstrahlwinkel. Integriertes Netzteil 220-240V mit EIN/AUS-Schalter, dimmbar, 1-10V oder durch DALI. Basishalterung für die Montage in L integriert. Ausgestattet mit einem 5meter langen Neopren-Kabel (10m auf Anfrage) für die Fernverbindung; zur Gewährleistung der Abdichtung werden flexible Kabel für den Außenbereich empfohlen.

Power LED source included. Equipped with an integrated snoot for higher visual comfort: the asymmetrical cut visor is available as an accessory. Collimators are available as an accessory to modify the beam opening. Integrated electric power supply 220-240V ON/OFF and adjustable 1-10V or DALI. Minimum L-shaped mounting support integrated. Equipped with a 5m neoprene cable (10m upon request) for remote connection. To guarantee its water tightness, it is recommended to use flexible cables designed for outdoor use.

Optic Narrow Spot
2200K auf Anfrage erhältlich.

Optic Narrow Spot
2200K available on request.

Optic Narrow Spot 6°

Power Led: 4,1W - 248 lm ≠ FIXT 230 lm - 2700K/CRI 80 - 220-240V / 4,1W - 258 lm ≠ FIXT 239 lm - 3000K/CRI 80 - 220-240V / 4,1W - 267 lm ≠ FIXT 247 lm - 4000K/CRI 80 - 220-240V

2700K

Non Dimmable

- F026R2AA001
- F026R2AA006
- F026R2AA012
- F026R2AA018
- F026R2AA030
- F026R2AA033
- 1-10V
- F026R2AB001
- F026R2AB006
- F026R2AB012
- F026R2AB018
- F026R2AB030
- F026R2AB033
- Dali
- F026R2AD001
- F026R2AD006
- F026R2AD012
- F026R2AD018
- F026R2AD030
- F026R2AD033

3000K

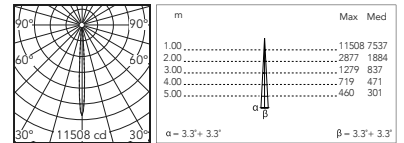
Non Dimmable

- F026R3AA001
- F026R3AA006
- F026R3AA012
- F026R3AA018
- F026R3AA030
- F026R3AA033
- 1-10V
- F026R3AB001
- F026R3AB006
- F026R3AB012
- F026R3AB018
- F026R3AB030
- F026R3AB033
- Dali
- F026R3AD001
- F026R3AD006
- F026R3AD012
- F026R3AD018
- F026R3AD030
- F026R3AD033

4000K

Non Dimmable

- F026R4AA001
- F026R4AA006
- F026R4AA012
- F026R4AA018
- F026R4AA030
- F026R4AA033
- 1-10V
- F026R4AB001
- F026R4AB006
- F026R4AB012
- F026R4AB018
- F026R4AB030
- F026R4AB033
- Dali
- F026R4AD001
- F026R4AD006
- F026R4AD012
- F026R4AD018
- F026R4AD030
- F026R4AD033



@ 3000K

Optic Spot 9,5°

Power Led: 10,5W - 920 lm ≠ FIXT 769 lm - 2700K/CRI 80 - 220-240V / 10,5W - 966 lm ≠ FIXT 808 lm - 3000K/CRI 80 - 220-240V / 10,5W - 1012 lm ≠ FIXT 846 lm - 4000K/CRI 80 - 220-240V

2700K

Non Dimmable

- F026R2BA001
- F026R2BA006
- F026R2BA012
- F026R2BA018
- F026R2BA030
- F026R2BA033
- 1-10V
- F026R2BB001
- F026R2BB006
- F026R2BB012
- F026R2BB018
- F026R2BB030
- F026R2BB033
- Dali
- F026R2BD001
- F026R2BD006
- F026R2BD012
- F026R2BD018
- F026R2BD030
- F026R2BD033

3000K

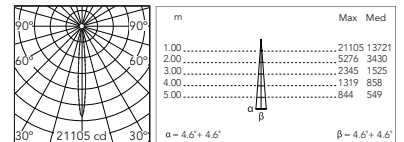
Non Dimmable

- F026R3BA001
- F026R3BA006
- F026R3BA012
- F026R3BA018
- F026R3BA030
- F026R3BA033
- 1-10V
- F026R3BB001
- F026R3BB006
- F026R3BB012
- F026R3BB018
- F026R3BB030
- F026R3BB033
- Dali
- F026R3BD001
- F026R3BD006
- F026R3BD012
- F026R3BD018
- F026R3BD030
- F026R3BD033

4000K

Non Dimmable

- F026R4BA001
- F026R4BA006
- F026R4BA012
- F026R4BA018
- F026R4BA030
- F026R4BA033
- 1-10V
- F026R4BB001
- F026R4BB006
- F026R4BB012
- F026R4BB018
- F026R4BB030
- F026R4BB033
- Dali
- F026R4BD001
- F026R4BD006
- F026R4BD012
- F026R4BD018
- F026R4BD030
- F026R4BD033



@ 3000K

Optic Medium Flood 28°

Power Led: 10,5W - 920 lm ≠ FIXT 715 lm - 2700K/CRI 80 - 220-240V / 10,5W - 966 lm ≠ FIXT 742 lm - 3000K/CRI 80 - 220-240V / 10,5W - 1012 lm ≠ FIXT 767 lm - 4000K/CRI 80 - 220-240V

2700K

Non Dimmable

- F026R2CA001
- F026R2CA006
- F026R2CA012
- F026R2CA018
- F026R2CA030
- F026R2CA033
- 1-10V
- F026R2CB001
- F026R2CB006
- F026R2CB012
- F026R2CB018
- F026R2CB030
- F026R2CB033
- Dali
- F026R2CD001
- F026R2CD006
- F026R2CD012
- F026R2CD018
- F026R2CD030
- F026R2CD033

3000K

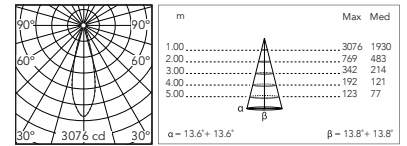
Non Dimmable

- F026R3CA001
- F026R3CA006
- F026R3CA012
- F026R3CA018
- F026R3CA030
- F026R3CA033
- 1-10V
- F026R3CB001
- F026R3CB006
- F026R3CB012
- F026R3CB018
- F026R3CB030
- F026R3CB033
- Dali
- F026R3CD001
- F026R3CD006
- F026R3CD012
- F026R3CD018
- F026R3CD030
- F026R3CD033

4000K

Non Dimmable

- F026R4CA001
- F026R4CA006
- F026R4CA012
- F026R4CA018
- F026R4CA030
- F026R4CA033
- 1-10V
- F026R4CB001
- F026R4CB006
- F026R4CB012
- F026R4CB018
- F026R4CB030
- F026R4CB033
- Dali
- F026R4CD001
- F026R4CD006
- F026R4CD012
- F026R4CD018
- F026R4CD030
- F026R4CD033



@ 3000K

Optic Flood 33°

Power Led: 10,5W - 920 lm ≠ FIXT 695 lm - 2700K/CRI 80 - 220-240V / 10,5W - 966 lm ≠ FIXT 721 lm - 3000K/CRI 80 - 220-240V / 10,5W - 1012 lm ≠ FIXT 746 lm - 4000K/CRI 80 - 220-240V

2700K

Non Dimmable

- F026R2DA001
- F026R2DA006
- F026R2DA012
- F026R2DA018
- F026R2DA030
- F026R2DA033
- 1-10V
- F026R2DB001
- F026R2DB006
- F026R2DB012
- F026R2DB018
- F026R2DB030
- F026R2DB033
- Dali
- F026R2DD001
- F026R2DD006
- F026R2DD012
- F026R2DD018
- F026R2DD030
- F026R2DD033

3000K

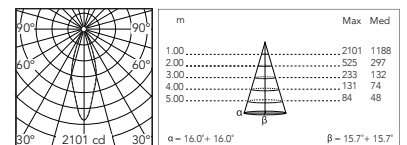
Non Dimmable

- F026R3DA001
- F026R3DA006
- F026R3DA012
- F026R3DA018
- F026R3DA030
- F026R3DA033
- 1-10V
- F026R3DB001
- F026R3DB006
- F026R3DB012
- F026R3DB018
- F026R3DB030
- F026R3DB033
- Dali
- F026R3DD001
- F026R3DD006
- F026R3DD012
- F026R3DD018
- F026R3DD030
- F026R3DD033

4000K

Non Dimmable

- F026R4DA001
- F026R4DA006
- F026R4DA012
- F026R4DA018
- F026R4DA030
- F026R4DA033
- 1-10V
- F026R4DB001
- F026R4DB006
- F026R4DB012
- F026R4DB018
- F026R4DB030
- F026R4DB033
- Dali
- F026R4DD001
- F026R4DD006
- F026R4DD012
- F026R4DD018
- F026R4DD030
- F026R4DD033



@ 3000K

Optic Wide Flood 51°

Power Led: 10,5W - 920 lm ≠ FIXT 711 lm - 2700K/CRI 80 - 220-240V / 10,5W - 966 lm ≠ FIXT 741 lm - 3000K/CRI 80 - 220-240V / 10,5W - 1012 lm ≠ FIXT 778 lm - 4000K/CRI 80 - 220-240V

2700K

Non Dimmable

- F026R2EA001
- F026R2EA006
- F026R2EA012
- F026R2EA018
- F026R2EA030
- F026R2EA033
- 1-10V
- F026R2EB001
- F026R2EB006
- F026R2EB012
- F026R2EB018
- F026R2EB030
- F026R2EB033
- Dali
- F026R2ED001
- F026R2ED006
- F026R2ED012
- F026R2ED018
- F026R2ED030
- F026R2ED033

3000K

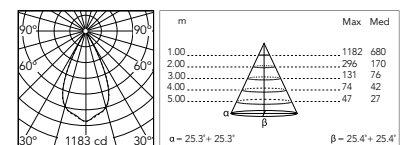
Non Dimmable

- F026R3EA001
- F026R3EA006
- F026R3EA012
- F026R3EA018
- F026R3EA030
- F026R3EA033
- 1-10V
- F026R3EB001
- F026R3EB006
- F026R3EB012
- F026R3EB018
- F026R3EB030
- F026R3EB033
- Dali
- F026R3ED001
- F026R3ED006
- F026R3ED012
- F026R3ED018
- F026R3ED030
- F026R3ED033

4000K

Non Dimmable

- F026R4EA001
- F026R4EA006
- F026R4EA012
- F026R4EA018
- F026R4EA030
- F026R4EA033
- 1-10V
- F026R4EB001
- F026R4EB006
- F026R4EB012
- F026R4EB018
- F026R4EB030
- F026R4EB033
- Dali
- F026R4ED001
- F026R4ED006
- F026R4ED012
- F026R4ED018
- F026R4ED030
- F026R4ED033



@ 3000K

Spine L 2 Ultra

Optic Elliptical 1 9,5° x 48°

Power Led: 10,5W - 920 lm ≠ FIXT 717 lm - 2700K/CRI 80 - 220-240V / 10,5W - 966 lm ≠ FIXT 744 lm - 3000K/CRI 80 - 220-240V / 10,5W - 1012 lm ≠ FIXT 770 lm - 4000K/CRI 80 - 220-240V

2700K

Non Dimmable

- F026R2FA001
- F026R2FA006
- F026R2FA012
- F026R2FA018
- F026R2FA030
- F026R2FA033
- 1-10V
- F026R2FB001
- F026R2FB006
- F026R2FB012
- F026R2FB018
- F026R2FB030
- F026R2FB033
- Dali
- F026R2FD001
- F026R2FD006
- F026R2FD012
- F026R2FD018
- F026R2FD030
- F026R2FD033

3000K

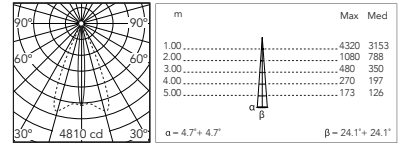
Non Dimmable

- F026R3FA001
- F026R3FA006
- F026R3FA012
- F026R3FA018
- F026R3FA030
- F026R3FA033
- 1-10V
- F026R3FB001
- F026R3FB006
- F026R3FB012
- F026R3FB018
- F026R3FB030
- F026R3FB033
- Dali
- F026R3FD001
- F026R3FD006
- F026R3FD012
- F026R3FD018
- F026R3FD030
- F026R3FD033

4000K

Non Dimmable

- F026R4FA001
- F026R4FA006
- F026R4FA012
- F026R4FA018
- F026R4FA030
- F026R4FA033
- 1-10V
- F026R4FB001
- F026R4FB006
- F026R4FB012
- F026R4FB018
- F026R4FB030
- F026R4FB033
- Dali
- F026R4FD001
- F026R4FD006
- F026R4FD012
- F026R4FD018
- F026R4FD030
- F026R4FD033



@ 3000K

Optic Elliptical 2 24° x 50°

Power Led: 10,5W - 920 lm ≠ FIXT 699 lm - 2700K/CRI 80 - 220-240V / 10,5W - 966 lm ≠ FIXT 725 lm - 3000K/CRI 80 - 220-240V / 10,5W - 1012 lm ≠ FIXT 750 lm - 4000K/CRI 80 - 220-240V

2700K

Non Dimmable

- F026R2GA001
- F026R2GA006
- F026R2GA012
- F026R2GA018
- F026R2GA030
- F026R2GA033
- 1-10V
- F026R2GB001
- F026R2GB006
- F026R2GB012
- F026R2GB018
- F026R2GB030
- F026R2GB033
- Dali
- F026R2GD001
- F026R2GD006
- F026R2GD012
- F026R2GD018
- F026R2GD030
- F026R2GD033

3000K

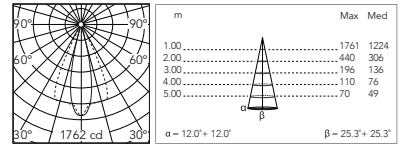
Non Dimmable

- F026R3GA001
- F026R3GA006
- F026R3GA012
- F026R3GA018
- F026R3GA030
- F026R3GA033
- 1-10V
- F026R3GB001
- F026R3GB006
- F026R3GB012
- F026R3GB018
- F026R3GB030
- F026R3GB033
- Dali
- F026R3GD001
- F026R3GD006
- F026R3GD012
- F026R3GD018
- F026R3GD030
- F026R3GD033

4000K

Non Dimmable

- F026R4GA001
- F026R4GA006
- F026R4GA012
- F026R4GA018
- F026R4GA030
- F026R4GA033
- 1-10V
- F026R4GB001
- F026R4GB006
- F026R4GB012
- F026R4GB018
- F026R4GB030
- F026R4GB033
- Dali
- F026R4GD001
- F026R4GD006
- F026R4GD012
- F026R4GD018
- F026R4GD030
- F026R4GD033



@ 3000K

Optic Wall Washer

Power Led: 10,5W - 920 lm ≠ FIXT 673 lm - 2700K/CRI 80 - 220-240V / 10,5W - 966 lm ≠ FIXT 698 lm - 3000K/CRI 80 - 220-240V / 10,5W - 1012 lm ≠ FIXT 672 lm - 4000K/CRI 80 - 220-240V

2700K

Non Dimmable

- F026R2HA001
- F026R2HA006
- F026R2HA012
- F026R2HA018
- F026R2HA030
- F026R2HA033
- 1-10V
- F026R2HB001
- F026R2HB006
- F026R2HB012
- F026R2HB018
- F026R2HB030
- F026R2HB033
- Dali
- F026R2HD001
- F026R2HD006
- F026R2HD012
- F026R2HD018
- F026R2HD030
- F026R2HD033

3000K

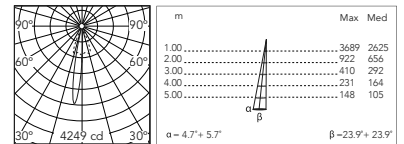
Non Dimmable

- F026R3HA001
- F026R3HA006
- F026R3HA012
- F026R3HA018
- F026R3HA030
- F026R3HA033
- 1-10V
- F026R3HB001
- F026R3HB006
- F026R3HB012
- F026R3HB018
- F026R3HB030
- F026R3HB033
- Dali
- F026R3HD001
- F026R3HD006
- F026R3HD012
- F026R3HD018
- F026R3HD030
- F026R3HD033

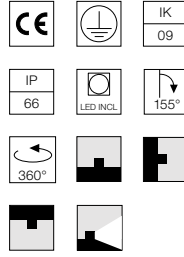
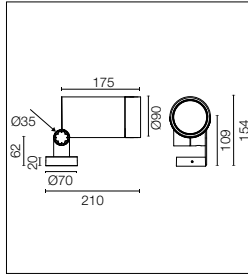
4000K

Non Dimmable

- F026R4HA001
- F026R4HA006
- F026R4HA012
- F026R4HA018
- F026R4HA030
- F026R4HA033
- 1-10V
- F026R4HB001
- F026R4HB006
- F026R4HB012
- F026R4HB018
- F026R4HB030
- F026R4HB033
- Dali
- F026R4HD001
- F026R4HD006
- F026R4HD012
- F026R4HD018
- F026R4HD030
- F026R4HD033



@ 3000K



Energieeffiziente Power-LED-Lichtquelle im Lieferumfang enthalten. Ausgestattet mit integriertem Snoot für einen gesteigerten visuellen Komfort: Der Display mit asymmetrischem Design ist als Zubehör erhältlich. Die als Zubehör erhältlichen Kollimatoren dienen der Regelung der Abstrahlwinkel. Integriertes Netzteil 220-240V mit EIN/AUS-Schalter, dimmbar 1-10V oder durch DALI. Basishalterung für die Montage in L integriert. Ausgestattet mit einem 5meter langen Neopren-Kabel (10m auf Anfrage) für die Fernverbindung; zur Gewährleistung der Abdichtung werden flexible Kabel für den Außenbereich empfohlen.

Energy-efficient Power LED source included Equipped with an integrated snoot for higher visual comfort: the asymmetrical cut visor is available as an accessory. Collimators are available as an accessory to modify the beam opening. Integrated electric power supply 220-240V ON/OFF and adjustable 1-10V or DALI. Minimum L-shaped mounting support integrated. Equipped with a 5m neoprene cable (10m upon request) for remote connection. To guarantee its water tightness, it is recommended to use flexible cables designed for outdoor use.

2200K auf Anfrage erhältlich.

2200K available on request.

Optic Spot 14,5°

Power Led: 17W - 1739 lm ≠ FIXT 1443 lm - 2700K/CRI 80 - 220-240V / 17W - 1803 lm ≠ FIXT 1497 lm - 3000K/CRI 80 - 220-240V / 17W - 1868 lm ≠ FIXT 1548 lm - 4000K/CRI 80 - 220-240V

2700K

Non Dimmable

- F026S2BA001
- F026S2BA006
- F026S2BA012
- F026S2BA018
- F026S2BA030
- F026S2BA033
- 1-10V
- F026S2BB001
- F026S2BB006
- F026S2BB012
- F026S2BB018
- F026S2BB030
- F026S2BB033
- Dali
- F026S2BD001
- F026S2BD006
- F026S2BD012
- F026S2BD018
- F026S2BD030
- F026S2BD033

3000K

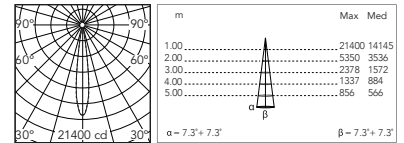
Non Dimmable

- F026S3BA001
- F026S3BA006
- F026S3BA012
- F026S3BA018
- F026S3BA030
- F026S3BA033
- 1-10V
- F026S3BB001
- F026S3BB006
- F026S3BB012
- F026S3BB018
- F026S3BB030
- F026S3BB033
- Dali
- F026S3BD001
- F026S3BD006
- F026S3BD012
- F026S3BD018
- F026S3BD030
- F026S3BD033

4000K

Non Dimmable

- F026S4BA001
- F026S4BA006
- F026S4BA012
- F026S4BA018
- F026S4BA030
- F026S4BA033
- 1-10V
- F026S4BB001
- F026S4BB006
- F026S4BB012
- F026S4BB018
- F026S4BB030
- F026S4BB033
- Dali
- F026S4BD001
- F026S4BD006
- F026S4BD012
- F026S4BD018
- F026S4BD030
- F026S4BD033



@ 3000K

Optic Medium Flood 26°

Power Led: 17W - 1739 lm ≠ FIXT 1336 lm - 2700K/CRI 80 - 220-240V / 17W - 1803 lm ≠ FIXT 1386 lm - 3000K/CRI 80 - 220-240V / 17W - 1868 lm ≠ FIXT 1434 lm - 4000K/CRI 80 - 220-240V

2700K

Non Dimmable

- F026S2CA001
- F026S2CA006
- F026S2CA012
- F026S2CA018
- F026S2CA030
- F026S2CA033
- 1-10V
- F026S2CB001
- F026S2CB006
- F026S2CB012
- F026S2CB018
- F026S2CB030
- F026S2CB033
- Dali
- F026S2CD001
- F026S2CD006
- F026S2CD012
- F026S2CD018
- F026S2CD030
- F026S2CD033

3000K

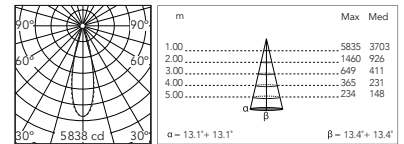
Non Dimmable

- F026S3CA001
- F026S3CA006
- F026S3CA012
- F026S3CA018
- F026S3CA030
- F026S3CA033
- 1-10V
- F026S3CB001
- F026S3CB006
- F026S3CB012
- F026S3CB018
- F026S3CB030
- F026S3CB033
- Dali
- F026S3CD001
- F026S3CD006
- F026S3CD012
- F026S3CD018
- F026S3CD030
- F026S3CD033

4000K

Non Dimmable

- F026S4CA001
- F026S4CA006
- F026S4CA012
- F026S4CA018
- F026S4CA030
- F026S4CA033
- 1-10V
- F026S4CB001
- F026S4CB006
- F026S4CB012
- F026S4CB018
- F026S4CB030
- F026S4CB033
- Dali
- F026S4CD001
- F026S4CD006
- F026S4CD012
- F026S4CD018
- F026S4CD030
- F026S4CD033



@ 3000K

Spine L 2 Ultra Hp

Optic Flood 36°

Power Led: 17W - 1739 lm ≠ FIXT 1302 lm - 2700K/CRI 80 - 220-240V / 17W - 1803 lm ≠ FIXT 1351 lm - 3000K/CRI 80 - 220-240V / 17W - 1868 lm ≠ FIXT 1397 lm - 4000K/CRI 80 - 220-240V

2700K

Non Dimmable

- F026S2DA001
- F026S2DA006
- F026S2DA012
- F026S2DA018
- F026S2DA030
- F026S2DA033
- 1-10V
- F026S2DB001
- F026S2DB006
- F026S2DB012
- F026S2DB018
- F026S2DB030
- F026S2DB033
- Dali
- F026S2DD001
- F026S2DD006
- F026S2DD012
- F026S2DD018
- F026S2DD030
- F026S2DD033

3000K

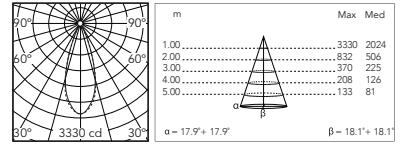
Non Dimmable

- F026S3DA001
- F026S3DA006
- F026S3DA012
- F026S3DA018
- F026S3DA030
- F026S3DA033
- 1-10V
- F026S3DB001
- F026S3DB006
- F026S3DB012
- F026S3DB018
- F026S3DB030
- F026S3DB033
- Dali
- F026S3DD001
- F026S3DD006
- F026S3DD012
- F026S3DD018
- F026S3DD030
- F026S3DD033

4000K

Non Dimmable

- F026S4DA001
- F026S4DA006
- F026S4DA012
- F026S4DA018
- F026S4DA030
- F026S4DA033
- 1-10V
- F026S4DB001
- F026S4DB006
- F026S4DB012
- F026S4DB018
- F026S4DB030
- F026S4DB033
- Dali
- F026S4DD001
- F026S4DD006
- F026S4DD012
- F026S4DD018
- F026S4DD030
- F026S4DD033



@ 3000K

Optic Wide Flood 52°

Power Led: 17W - 1739 lm ≠ FIXT 1303 lm - 2700K/CRI 80 - 220-240V / 17W - 1803 lm ≠ FIXT 1357 lm - 3000K/CRI 80 - 220-240V / 17W - 1868 lm ≠ FIXT 1411 lm - 4000K/CRI 80 - 220-240V

2700K

Non Dimmable

- F026S2EA001
- F026S2EA006
- F026S2EA012
- F026S2EA018
- F026S2EA030
- F026S2EA033
- 1-10V
- F026S2EB001
- F026S2EB006
- F026S2EB012
- F026S2EB018
- F026S2EB030
- F026S2EB033
- Dali
- F026S2ED001
- F026S2ED006
- F026S2ED012
- F026S2ED018
- F026S2ED030
- F026S2ED033

3000K

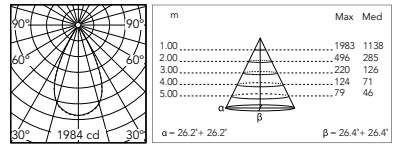
Non Dimmable

- F026S3EA001
- F026S3EA006
- F026S3EA012
- F026S3EA018
- F026S3EA030
- F026S3EA033
- 1-10V
- F026S3EB001
- F026S3EB006
- F026S3EB012
- F026S3EB018
- F026S3EB030
- F026S3EB033
- Dali
- F026S3ED001
- F026S3ED006
- F026S3ED012
- F026S3ED018
- F026S3ED030
- F026S3ED033

4000K

Non Dimmable

- F026S4EA001
- F026S4EA006
- F026S4EA012
- F026S4EA018
- F026S4EA030
- F026S4EA033
- 1-10V
- F026S4EB001
- F026S4EB006
- F026S4EB012
- F026S4EB018
- F026S4EB030
- F026S4EB033
- Dali
- F026S4ED001
- F026S4ED006
- F026S4ED012
- F026S4ED018
- F026S4ED030
- F026S4ED033



@ 3000K

Optic Elliptical 1 14° x 50°

Power Led: 17W - 1739 lm ≠ FIXT 1315 lm - 2700K/CRI 80 - 220-240V / 17W - 1803 lm ≠ FIXT 1364 lm - 3000K/CRI 80 - 220-240V / 17W - 1868 lm ≠ FIXT 1410 lm - 4000K/CRI 80 - 220-240V

2700K

Non Dimmable

- F026S2FA001
- F026S2FA006
- F026S2FA012
- F026S2FA018
- F026S2FA030
- F026S2FA033
- 1-10V
- F026S2FB001
- F026S2FB006
- F026S2FB012
- F026S2FB018
- F026S2FB030
- F026S2FB033
- Dali
- F026S2FD001
- F026S2FD006
- F026S2FD012
- F026S2FD018
- F026S2FD030
- F026S2FD033

3000K

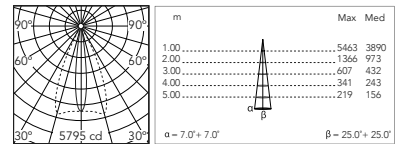
Non Dimmable

- F026S3FA001
- F026S3FA006
- F026S3FA012
- F026S3FA018
- F026S3FA030
- F026S3FA033
- 1-10V
- F026S3FB001
- F026S3FB006
- F026S3FB012
- F026S3FB018
- F026S3FB030
- F026S3FB033
- Dali
- F026S3FD001
- F026S3FD006
- F026S3FD012
- F026S3FD018
- F026S3FD030
- F026S3FD033

4000K

Non Dimmable

- F026S4FA001
- F026S4FA006
- F026S4FA012
- F026S4FA018
- F026S4FA030
- F026S4FA033
- 1-10V
- F026S4FB001
- F026S4FB006
- F026S4FB012
- F026S4FB018
- F026S4FB030
- F026S4FB033
- Dali
- F026S4FD001
- F026S4FD006
- F026S4FD012
- F026S4FD018
- F026S4FD030
- F026S4FD033



@ 3000K

Spine L 2 Ultra Hp

Optic Elliptical 2 25° x 52°

Power Led: 17W - 1739 lm ≠ FIXT 1298 lm - 2700K/CRI 80 - 220-240V / 17W - 1803 lm ≠ FIXT 1351 lm - 3000K/CRI 80 - 220-240V / 17W - 1868 lm ≠ FIXT 1393 lm - 4000K/CRI 80 - 220-240V

2700K

Non Dimmable

- F026S2GA001
- F026S2GA006
- F026S2GA012
- F026S2GA018
- F026S2GA030
- F026S2GA033

1-10V

- F026S2GB001
- F026S2GB006
- F026S2GB012
- F026S2GB018
- F026S2GB030
- F026S2GB033

Dali

- F026S2GD001
- F026S2GD006
- F026S2GD012
- F026S2GD018
- F026S2GD030
- F026S2GD033

3000K

Non Dimmable

- F026S3GA001
- F026S3GA006
- F026S3GA012
- F026S3GA018
- F026S3GA030
- F026S3GA033

1-10V

- F026S3GB001
- F026S3GB006
- F026S3GB012
- F026S3GB018
- F026S3GB030
- F026S3GB033

Dali

- F026S3GD001
- F026S3GD006
- F026S3GD012
- F026S3GD018
- F026S3GD030
- F026S3GD033

4000K

Non Dimmable

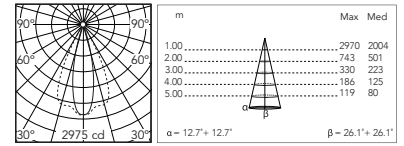
- F026S4GA001
- F026S4GA006
- F026S4GA012
- F026S4GA018
- F026S4GA030
- F026S4GA033

1-10V

- F026S4GB001
- F026S4GB006
- F026S4GB012
- F026S4GB018
- F026S4GB030
- F026S4GB033

Dali

- F026S4GD001
- F026S4GD006
- F026S4GD012
- F026S4GD018
- F026S4GD030
- F026S4GD033



@ 3000K

Optic Wall Washer

Power Led: 17W - 1739 lm ≠ FIXT 1277 lm - 2700K/CRI 80 - 220-240V / 17W - 1803 lm ≠ FIXT 1325 lm - 3000K/CRI 80 - 220-240V / 17W - 1868 lm ≠ FIXT 1370 lm - 4000K/CRI 80 - 220-240V

2700K

Non Dimmable

- F026S2HA001
- F026S2HA006
- F026S2HA012
- F026S2HA018
- F026S2HA030
- F026S2HA033

1-10V

- F026S2HB001
- F026S2HB006
- F026S2HB012
- F026S2HB018
- F026S2HB030
- F026S2HB033

Dali

- F026S2HD001
- F026S2HD006
- F026S2HD012
- F026S2HD018
- F026S2HD030
- F026S2HD033

3000K

Non Dimmable

- F026S3HA001
- F026S3HA006
- F026S3HA012
- F026S3HA018
- F026S3HA030
- F026S3HA033

1-10V

- F026S3HB001
- F026S3HB006
- F026S3HB012
- F026S3HB018
- F026S3HB030
- F026S3HB033

Dali

- F026S3HD001
- F026S3HD006
- F026S3HD012
- F026S3HD018
- F026S3HD030
- F026S3HD033

4000K

Non Dimmable

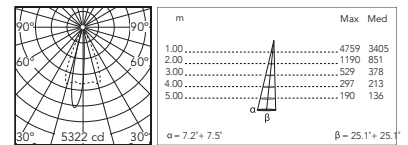
- F026S4HA001
- F026S4HA006
- F026S4HA012
- F026S4HA018
- F026S4HA030
- F026S4HA033

1-10V

- F026S4HB001
- F026S4HB006
- F026S4HB012
- F026S4HB018
- F026S4HB030
- F026S4HB033



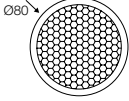
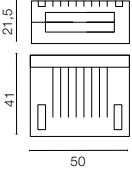

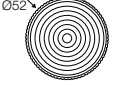

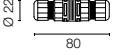

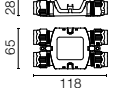
Dali

- F026S4HD001
- F026S4HD006
- F026S4HD012
- F026S4HD018
- F026S4HD030
- F026S4HD033



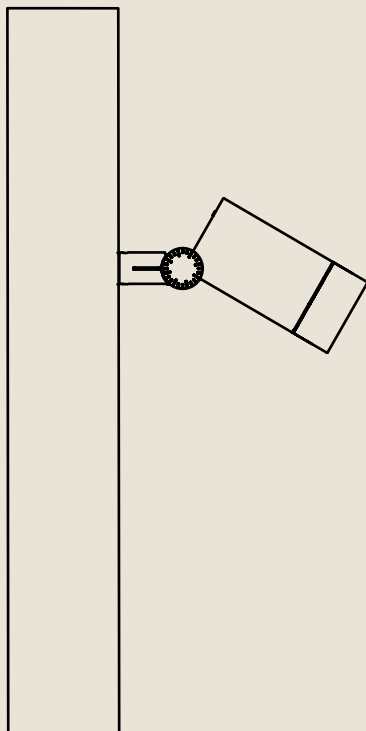
@ 3000K

Spine L 2 Ultra: Zubehörteile / Accessories

Viewer	Visor	<ul style="list-style-type: none"> ○ F026Z050001 ● F026Z050006 ● F026Z050012 ● F026Z050018 ● F026Z050030 ● F026Z050033 		
Honeycomb	Honeycomb Louvre	F026Z060000		
IPX8 Gelbox für den elektrischen Anschluss.	Gelbox IPX8 for splicing connectors.	F990C110000		
Konverterlinse / Converter lenses:				
- Converter Spine 2 Optic Medium Flood		F029Z020000		
- Converter Spine 2 Optic Flood		F029Z021000		
- Converter Spine 2 Optic Wide Flood		F029Z022000		
- Converter Spine 2 Optic Elliptic 1		F029Z023000		
- Converter Spine 2 Optic Elliptic 2		F029Z024000		
- Converter Spine 2 Optic Wall Washer		F029Z025000		
Verbindungssystem, IP68, 2-Wege-H2O-Antikondensat, 4-polig.	2 way terminal block 4 poles IP68 H2O Stop.	F990C00A000		
Verbindungssystem, IP68, 3/4-Wege-H2O-Antikondensat, 4-polig, (ø5,5÷12mm Kabel).	3/4 way terminal block 4 poles IP68 H2O Stop. (ø5,5÷12mm cable).	F990C010000		
5-poliger Steckersatz mit fliegendem Stecker + EU-Stecker IP68.	Connector kit 5-pole flying socket + EU plug IP68.	F990C080000		
4-Wege-Abzweigdose 5-polig, IP68 (6-14 mm-Kabel).	4 way junction box 5 poles IP68 (6-14 mm cables).	F990C030000		



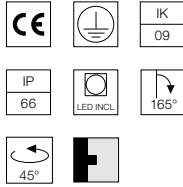
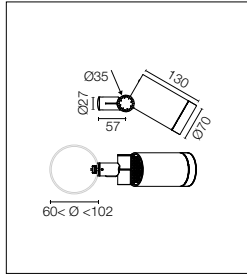
Spine T



Für komplexe Lichtszenen und die Kombination mehrerer Strahler in einer einzigen Kolonne wurde ein spezielles Verbindungselement zur Stangenmontage entwickelt.

A special pole connection has been designed for product installation on poles to manage complex light scenes and mix multiple projectors in one single column.

Spine T 1 Absolute



Integrierte COB-LED-Lichtquelle. Integriertes Netzteil 220-240V mit EIN/AUS-Schalter. Integrierte Stangenhalterung für Stangen mit einem Durchmesser von 60 bis 120 mm und einer Dicke von max. 3 mm. Ausgestattet mit einem 5meter langen Neopren-Kabel (10m auf Anfrage) für die Fernverbindung; zur Gewährleistung der Abdichtung werden flexible Kabel für den Außenbereich empfohlen. Auf Anfrage in dimmbarer Ausführung, 1-10V oder durch DALI, mit Fernspeisung 24Vdc.

LED COB light source integrated. Integrated electric power supply 220-240V ON/OFF. Integrated support for poles fixing, for poles with a diameter between 60 and 120 mm and a maximum thickness of 3 mm. Equipped with a 5m neoprene cable (10m upon request) for remote connection. To guarantee its water tightness, it is recommended to use flexible cables designed for outdoor use. Upon request: 1-10V or DALI dimmable version with 24Vdc remote power supply.

Optic Spot 15°

CoB Led: 11W - 1247 lm ≠ FIXT 923 lm - 2700K/CRI 80 - 220-240V / 11W - 1325 lm ≠ FIXT 982 lm - 3000K/CRI 80 - 220-240V / 11W - 1364 lm ≠ FIXT 1011 lm - 4000K/CRI 80 - 220-240V

2700K

Non Dimmable

- F02502BA001
- F02502BA006
- F02502BA012
- F02502BA018
- F02502BA030
- F02502BA033

3000K

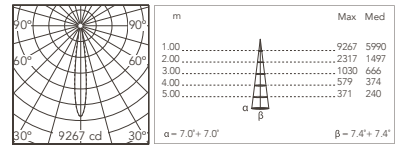
Non Dimmable

- F02503BA001
- F02503BA006
- F02503BA012
- F02503BA018
- F02503BA030
- F02503BA033

4000K

Non Dimmable

- F02504BA001
- F02504BA006
- F02504BA012
- F02504BA018
- F02504BA030
- F02504BA033



@ 3000K

Optic Medium Flood 33°

CoB Led: 11W - 1247 lm ≠ FIXT 906 lm - 2700K/CRI 80 - 220-240V / 11W - 1325 lm ≠ FIXT 964 lm - 3000K/CRI 80 - 220-240V / 11W - 1364 lm ≠ FIXT 993 lm - 4000K/CRI 80 - 220-240V

2700K

Non Dimmable

- F02502CA001
- F02502CA006
- F02502CA012
- F02502CA018
- F02502CA030
- F02502CA033

3000K

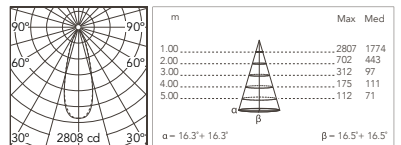
Non Dimmable

- F02503CA001
- F02503CA006
- F02503CA012
- F02503CA018
- F02503CA030
- F02503CA033

4000K

Non Dimmable

- F02504CA001
- F02504CA006
- F02504CA012
- F02504CA018
- F02504CA030
- F02504CA033



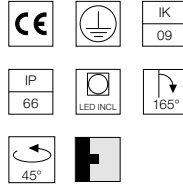
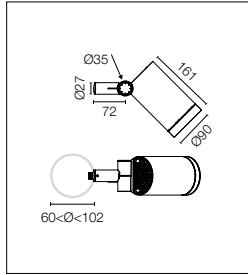
@ 3000K

Spine T 1 / T 2 Absolute: Absolute: Zubehörteile / Accessories

Honeycomb	Honeycomb Louvre	Spine T 1 F025Z060000		
Honeycomb	Honeycomb Louvre	Spine T 2 F026Z060000		
IPX8 Gelbox für den elektrischen Anschluss.	Gelbox IPX8 for splicing connectors.	Spine T 1 F990C100000		
IPX8 Gelbox für den elektrischen Anschluss.	Gelbox IPX8 for splicing connectors.	Spine T 2 F990C110000		

Spine T 1 / T 2 Absolute: Zubehör für nicht dimmbare Versionen / Accessories for non-dimmable versions

Verbindungssystem, IP68, 2-Wege-H2O-Antikondensat, 4-polig.	2 way terminal block 4 poles IP68 H2O Stop.	F990C00A000		
Verbindungssystem, IP68, 3/4-Wege-H2O-Antikondensat, 4-polig, (Ø5,5÷12mm Kabel).	3/4 way terminal block 4 poles IP68 H2O Stop. (Ø5,5÷12mm cable).	F990C010000		



Integrierte COB-LED-Lichtquelle. Integriertes Netzteil 220-240V mit EIN/AUS-Schalter, dimmbar 1-10V oder durch DALI. Integrierte Stangenhalterung für Stangen mit einem Durchmesser von 60 bis 120 mm und einer Dicke von max. 3 mm. Ausgestattet mit einem 5meter langen Neopren-Kabel (10m für die Fernverbindung; zur Gewährleistung der Abdichtung werden flexible Kabel für den Außenbereich empfohlen.

LED COB light source integrated. Integrated electric power supply 220-240V ON/OFF and adjustable 1-10V or DALI. Integrated support for pole fixing, for poles with a diameter between 60 and 120 mm and a maximum thickness of 3 mm. Equipped with a 5m neoprene cable (10m upon request) for remote connection. To guarantee its water tightness, it is recommended to use flexible cables designed for outdoor use.

Optic Spot 22°

CoB Led: 19,5W - 2197 lm ≠ FIXT 1939 lm - 2700K/CRI 80 - 220-240V / 19,5W - 2367 lm ≠ FIXT 2085 lm - 3000K/CRI 80 - 220-240V / 19,5W - 2497 lm ≠ FIXT 2120 lm - 4000K/CRI 80 - 220-240V

2700K

Non Dimmable

- F02602BA001
- F02602BA006
- F02602BA012
- F02602BA018
- F02602BA030
- F02602BA033
- 1-10V
- F02602BB001
- F02602BB006
- F02602BB012
- F02602BB018
- F02602BB030
- F02602BB033
- Dali
- F02602BD001
- F02602BD006
- F02602BD012
- F02602BD018
- F02602BD030
- F02602BD033

3000K

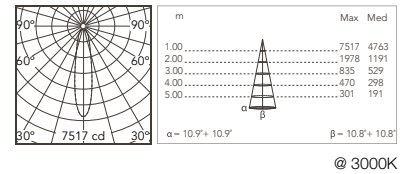
Non Dimmable

- F02603BA001
- F02603BA006
- F02603BA012
- F02603BA018
- F02603BA030
- F02603BA033
- 1-10V
- F02603BB001
- F02603BB006
- F02603BB012
- F02603BB018
- F02603BB030
- F02603BB033
- Dali
- F02603BD001
- F02603BD006
- F02603BD012
- F02603BD018
- F02603BD030
- F02603BD033

4000K

Non Dimmable

- F02604BA001
- F02604BA006
- F02604BA012
- F02604BA018
- F02604BA030
- F02604BA033
- 1-10V
- F02604BB001
- F02604BB006
- F02604BB012
- F02604BB018
- F02604BB030
- F02604BB033
- Dali
- F02604BD001
- F02604BD006
- F02604BD012
- F02604BD018
- F02604BD030
- F02604BD033



Optic Medium Flood 43°

CoB Led: 19,5W - 2197 lm ≠ FIXT 2026 lm - 2700K/CRI 80 - 220-240V / 19,5W - 2367 lm ≠ FIXT 2178 lm - 3000K/CRI 80 - 220-240V / 19,5W - 2497 lm ≠ FIXT 2298 lm - 4000K/CRI 80 - 220-240V

2700K

Non Dimmable

- F02602CA001
- F02602CA006
- F02602CA012
- F02602CA018
- F02602CA030
- F02602CA033
- 1-10V
- F02602CB001
- F02602CB006
- F02602CB012
- F02602CB018
- F02602CB030
- F02602CB033
- Dali
- F02602CD001
- F02602CD006
- F02602CD012
- F02602CD018
- F02602CD030
- F02602CD033

3000K

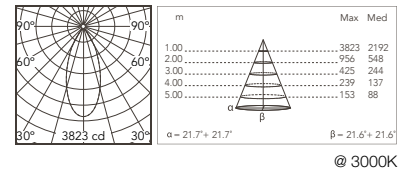
Non Dimmable

- F02603CA001
- F02603CA006
- F02603CA012
- F02603CA018
- F02603CA030
- F02603CA033
- 1-10V
- F02603CB001
- F02603CB006
- F02603CB012
- F02603CB018
- F02603CB030
- F02603CB033
- Dali
- F02603CD001
- F02603CD006
- F02603CD012
- F02603CD018
- F02603CD030
- F02603CD033

4000K

Non Dimmable

- F02604CA001
- F02604CA006
- F02604CA012
- F02604CA018
- F02604CA030
- F02604CA033
- 1-10V
- F02604CB001
- F02604CB006
- F02604CB012
- F02604CB018
- F02604CB030
- F02604CB033
- Dali
- F02604CD001
- F02604CD006
- F02604CD012
- F02604CD018
- F02604CD030
- F02604CD033



Spine T 2 Absolute: Zubehör für dimmbare Versionen / Accessories for dimmable versions

5-poliger Steckersatz mit fliegendem Stecker + EU-Stecker IP68.

Connector kit 5-pole flying socket + EU plug IP68.

F990C080000

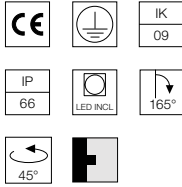
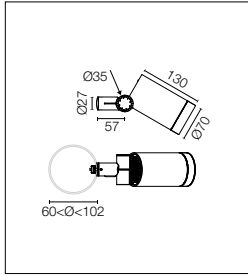


4-Wege-Abzweigdose 5-polig, IP68 (6-14 mm-Kabel).

4 way junction box 5 poles IP68 (6-14 mm cables).

F990C030000





Power-LED-Lichtquelle im Lieferumfang enthalten. Ausgestattet mit integriertem Snoot für einen gesteigerten visuellen Komfort. Die als Zubehör erhältlichen Kollimatoren dienen der Regelung der Abstrahlwinkel. Integriertes Netzteil 220-240V mit EIN/AUS-Schalter. Integrierte Stangenhalterung für Stangen mit einem Durchmesser von 60 bis 120 mm und einer Dicke von max. 3 mm. Ausgestattet mit einem 5meter langen Neopren-Kabel (10m auf Anfrage) für die Fernverbindung; zur Gewährleistung der Abdichtung werden flexible Kabel für den Außenbereich empfohlen. Auf Anfrage in dimmbarer Ausführung, 1-10V oder durch DALI, mit Fernspeisung 24Vdc.

Power LED source included. Equipped with an integrated snoot for higher visual comfort. Collimators are available as an accessory to modify the beam opening. Integrated electric power supply 220-240V ON/OFF. Integrated support for pole fixing, for poles with a diameter between 60 and 120 mm and a maximum thickness of 3 mm. Equipped with a 5m neoprene cable (10m upon request) for remote connection. To guarantee its water tightness, it is recommended to use flexible cables designed for outdoor use. Upon request: 1-10V or DALI dimmable version with 24Vdc remote power supply.

2200K auf Anfrage erhältlich.

2200K available on request.

Optic Narrow Spot 7°

Power Led: 3,5W - 168 lm ≠ FIXT 143 lm - 2700K/CRI 80 - 220-240V / 3,5W - 174 lm ≠ FIXT 149 lm - 3000K/CRI 80 - 220-240V / 3,5W - 180 lm ≠ FIXT 154 lm - 4000K/CRI 80 - 220-240V

2700K

Non Dimmable

- F02552AA001
- F02552AA006
- F02552AA012
- F02552AA018
- F02552AA030
- F02552AA033

3000K

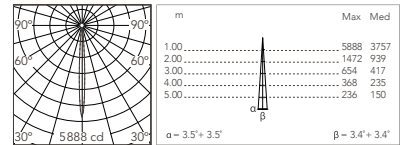
Non Dimmable

- F02553AA001
- F02553AA006
- F02553AA012
- F02553AA018
- F02553AA030
- F02553AA033

4000K

Non Dimmable

- F02554AA001
- F02554AA006
- F02554AA012
- F02554AA018
- F02554AA030
- F02554AA033



@ 3000K

Optic Spot 14°

Power Led: 7,9W - 671 lm ≠ FIXT 550 lm - 2700K/CRI 80 - 220-240V / 7,9W - 696 lm ≠ FIXT 571 lm - 3000K/CRI 80 - 220-240V / 7,9W - 720 lm ≠ FIXT 591 lm - 4000K/CRI 80 - 220-240V

2700K

Non Dimmable

- F02552BA001
- F02552BA006
- F02552BA012
- F02552BA018
- F02552BA030
- F02552BA033

3000K

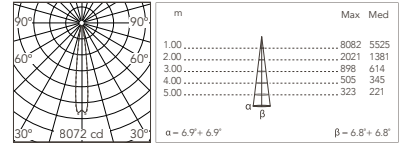
Non Dimmable

- F02553BA001
- F02553BA006
- F02553BA012
- F02553BA018
- F02553BA030
- F02553BA033

4000K

Non Dimmable

- F02554BA001
- F02554BA006
- F02554BA012
- F02554BA018
- F02554BA030
- F02554BA033



@ 3000K

Optic Medium Flood 24,5°

Power Led: 7,9W - 671 lm ≠ FIXT 499 lm - 2700K/CRI 80 - 220-240V / 7,9W - 696 lm ≠ FIXT 518 lm - 3000K/CRI 80 - 220-240V / 7,9W - 720 lm ≠ FIXT 536 lm - 4000K/CRI 80 - 220-240V

2700K

Non Dimmable

- F02552CA001
- F02552CA006
- F02552CA012
- F02552CA018
- F02552CA030
- F02552CA033

3000K

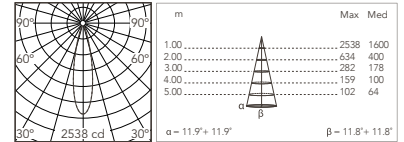
Non Dimmable

- F02553CA001
- F02553CA006
- F02553CA012
- F02553CA018
- F02553CA030
- F02553CA033

4000K

Non Dimmable

- F02554CA001
- F02554CA006
- F02554CA012
- F02554CA018
- F02554CA030
- F02554CA033



@ 3000K

Optic Flood 32°

Power Led: 7,9W - 671 lm ≠ FIXT 482 lm - 2700K/CRI 80 - 220-240V / 7,9W - 696 lm ≠ FIXT 500 lm - 3000K/CRI 80 - 220-240V / 7,9W - 720 lm ≠ FIXT 518 lm - 4000K/CRI 80 - 220-240V

2700K

Non Dimmable

- F02552DA001
- F02552DA006
- F02552DA012
- F02552DA018
- F02552DA030
- F02552DA033

3000K

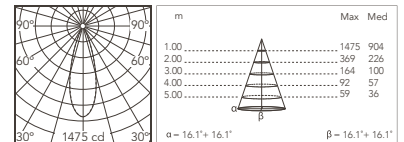
Non Dimmable

- F02553DA001
- F02553DA006
- F02553DA012
- F02553DA018
- F02553DA030
- F02553DA033

4000K

Non Dimmable

- F02554DA001
- F02554DA006
- F02554DA012
- F02554DA018
- F02554DA030
- F02554DA033



@ 3000K

Spine T 1 Pro

Optic Wide Flood 49°

Power Led: 7,9W - 671 lm ≠ FIXT 480 lm - 2700K/CRI 80 - 220-240V / 7,9W - 696 lm ≠ FIXT 490 lm - 3000K/CRI 80 - 220-240V / 7,9W - 720 lm ≠ FIXT 505 lm - 4000K/CRI 80 - 220-240V

2700K

Non Dimmable

- F02552EA001
- F02552EA006
- F02552EA012
- F02552EA018
- F02552EA030
- F02552EA033

3000K

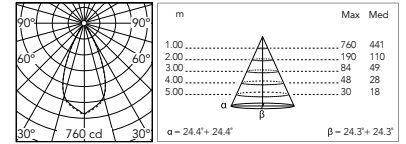
Non Dimmable

- F02553EA001
- F02553EA006
- F02553EA012
- F02553EA018
- F02553EA030
- F02553EA033

4000K

Non Dimmable

- F02554EA001
- F02554EA006
- F02554EA012
- F02554EA018
- F02554EA030
- F02554EA033



@ 3000K

Optic Elliptical 1 13,5° x 50°

Power Led: 7,9W - 671 lm ≠ FIXT 500 lm - 2700K/CRI 80 - 220-240V / 7,9W - 696 lm ≠ FIXT 519 lm - 3000K/CRI 80 - 220-240V / 7,9W - 720 lm ≠ FIXT 537 lm - 4000K/CRI 80 - 220-240V

2700K

Non Dimmable

- F02552FA001
- F02552FA006
- F02552FA012
- F02552FA018
- F02552FA030
- F02552FA033

3000K

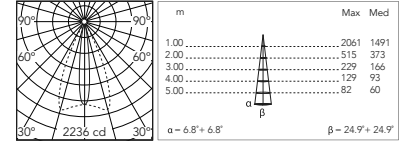
Non Dimmable

- F02553FA001
- F02553FA006
- F02553FA012
- F02553FA018
- F02553FA030
- F02553FA033

4000K

Non Dimmable

- F02554FA001
- F02554FA006
- F02554FA012
- F02554FA018
- F02554FA030
- F02554FA033



@ 3000K

Optic Elliptical 2 26° x 51°

Power Led: 7,9W - 671 lm ≠ FIXT 487 lm - 2700K/CRI 80 - 220-240V / 7,9W - 696 lm ≠ FIXT 505 lm - 3000K/CRI 80 - 220-240V / 7,9W - 720 lm ≠ FIXT 523 lm - 4000K/CRI 80 - 220-240V

2700K

Non Dimmable

- F02552GA001
- F02552GA006
- F02552GA012
- F02552GA018
- F02552GA030
- F02552GA033

3000K

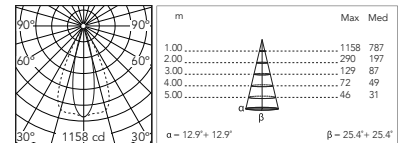
Non Dimmable

- F02553GA001
- F02553GA006
- F02553GA012
- F02553GA018
- F02553GA030
- F02553GA033

4000K

Non Dimmable

- F02554GA001
- F02554GA006
- F02554GA012
- F02554GA018
- F02554GA030
- F02554GA033



@ 3000K

Optic Wall Washer

Power Led: 7,9W - 671 lm ≠ FIXT 471 lm - 2700K/CRI 80 - 220-240V / 7,9W - 696 lm ≠ FIXT 489 lm - 3000K/CRI 80 - 220-240V / 7,9W - 720 lm ≠ FIXT 506 lm - 4000K/CRI 80 - 220-240V

2700K

Non Dimmable

- F02552HA001
- F02552HA006
- F02552HA012
- F02552HA018
- F02552HA030
- F02552HA033

3000K

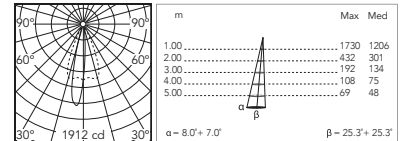
Non Dimmable

- F02553HA001
- F02553HA006
- F02553HA012
- F02553HA018
- F02553HA030
- F02553HA033

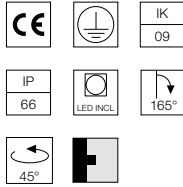
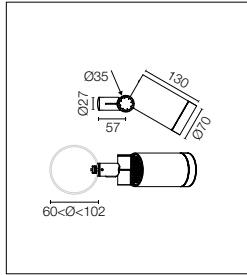
4000K

Non Dimmable

- F02554HA001
- F02554HA006
- F02554HA012
- F02554HA018
- F02554HA030
- F02554HA033



@ 3000K



Energieeffiziente Power-LED-Lichtquelle im Lieferumfang enthalten. Ausgestattet mit integriertem Snoot für einen gesteigerten visuellen Komfort. Die als Zubehör erhältlichen Kollimatoren dienen der Regelung der Abstrahlwinkel. Integriertes Netzteil 220-240V mit EIN/AUS-Schalter. Integrierte Stangenhalterung für Stangen mit einem Durchmesser von 60 bis 120 mm und einer Dicke von max. 3 mm. Ausgestattet mit einem 5meter langen Neopren-Kabel (10m auf Anfrage) für die Fernverbindung; zur Gewährleistung der Abdichtung werden flexible Kabel für den Außenbereich empfohlen. Auf Anfrage in dimmbarer Ausführung, 1-10V oder durch DALI, mit Fernspeisung 24Vdc.

Energy-efficient Power LED source included Equipped with an integrated snoot for higher visual comfort. Collimators are available as an accessory to modify the beam opening. Integrated electric power supply 220-240V ON/OFF. Integrated support for pole fixing, for poles with a diameter between 60 and 120 mm and a maximum thickness of 3 mm. Equipped with a 5m neoprene cable (10m upon request) for remote connection. To guarantee its water tightness, it is recommended to use flexible cables designed for outdoor use. Upon request: 1-10V or DALI dimmable version with 24Vdc remote power supply.

Optic Spot 12°

Power Led: 10,5W - 920 lm ≠ FIXT 680 lm - 2700K/CRI 80 - 220-240V / 10,5W - 966 lm ≠ FIXT 706 lm - 3000K/CRI 80 - 220-240V / 10,5W - 1012 lm ≠ FIXT 730 lm - 4000K/CRI 80 - 220-240V

2700K

Non Dimmable

- F02562BA001
- F02562BA006
- F02562BA012
- F02562BA018
- F02562BA030
- F02562BA033

3000K

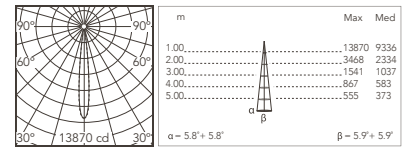
Non Dimmable

- F02563BA001
- F02563BA006
- F02563BA012
- F02563BA018
- F02563BA030
- F02563BA033

4000K

Non Dimmable

- F02564BA001
- F02564BA006
- F02564BA012
- F02564BA018
- F02564BA030
- F02564BA033



@ 3000K

Optic Medium Flood 26,5°

Power Led: 10,5W - 920 lm ≠ FIXT 594 lm - 2700K/CRI 80 - 220-240V / 10,5W - 966 lm ≠ FIXT 630 lm - 3000K/CRI 80 - 220-240V / 10,5W - 1012 lm ≠ FIXT 654 lm - 4000K/CRI 80 - 220-240V

2700K

Non Dimmable

- F02562CA001
- F02562CA006
- F02562CA012
- F02562CA018
- F02562CA030
- F02562CA033

3000K

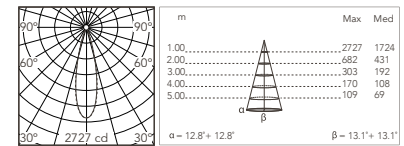
Non Dimmable

- F02563CA001
- F02563CA006
- F02563CA012
- F02563CA018
- F02563CA030
- F02563CA033

4000K

Non Dimmable

- F02564CA001
- F02564CA006
- F02564CA012
- F02564CA018
- F02564CA030
- F02564CA033



@ 3000K

Optic Flood 33,5°

Power Led: 10,5W - 920 lm ≠ FIXT 592 lm - 2700K/CRI 80 - 220-240V / 10,5W - 966 lm ≠ FIXT 627 lm - 3000K/CRI 80 - 220-240V / 10,5W - 1012 lm ≠ FIXT 651 lm - 4000K/CRI 80 - 220-240V

2700K

Non Dimmable

- F02562DA001
- F02562DA006
- F02562DA012
- F02562DA018
- F02562DA030
- F02562DA033

3000K

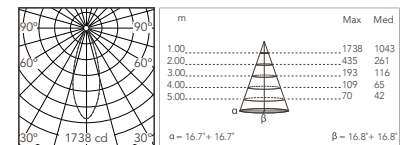
Non Dimmable

- F02563DA001
- F02563DA006
- F02563DA012
- F02563DA018
- F02563DA030
- F02563DA033

4000K

Non Dimmable

- F02564DA001
- F02564DA006
- F02564DA012
- F02564DA018
- F02564DA030
- F02564DA033



@ 3000K

Optic Wide Flood 50°

Power Led: 10,5W - 920 lm ≠ FIXT 591 lm - 2700K/CRI 80 - 220-240V / 10,5W - 966 lm ≠ FIXT 619 lm - 3000K/CRI 80 - 220-240V / 10,5W - 1012 lm ≠ FIXT 650 lm - 4000K/CRI 80 - 220-240V

2700K

Non Dimmable

- F02562EA001
- F02562EA006
- F02562EA012
- F02562EA018
- F02562EA030
- F02562EA033

3000K

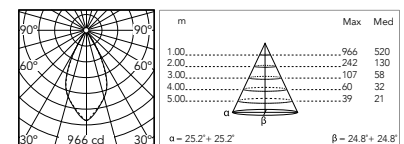
Non Dimmable

- F02563EA001
- F02563EA006
- F02563EA012
- F02563EA018
- F02563EA030
- F02563EA033

4000K

Non Dimmable

- F02564EA001
- F02564EA006
- F02564EA012
- F02564EA018
- F02564EA030
- F02564EA033



@ 3000K

Spine T 1 Pro Hp

Optic Elliptical 1 11,5° x 49°

Power Led: 10,5W - 920 lm ≠ FIXT 603 lm - 2700K/CRI 80 - 220-240V / 10,5W - 966 lm ≠ FIXT 639 lm - 3000K/CRI 80 - 220-240V / 10,5W - 1012 lm ≠ FIXT 663 lm - 4000K/CRI 80 - 220-240V

2700K

Non Dimmable

- F02562FA001
- F02562FA006
- F02562FA012
- F02562FA018
- F02562FA030
- F02562FA033

3000K

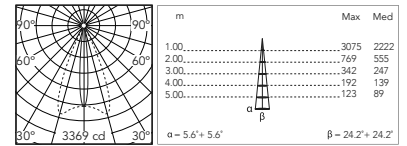
Non Dimmable

- F02563FA001
- F02563FA006
- F02563FA012
- F02563FA018
- F02563FA030
- F02563FA033

4000K

Non Dimmable

- F02564FA001
- F02564FA006
- F02564FA012
- F02564FA018
- F02564FA030
- F02564FA033



@ 3000K

Optic Elliptical 2 25,5° x 50°

Power Led: 10,5W - 920 lm ≠ FIXT 601 lm - 2700K/CRI 80 - 220-240V / 10,5W - 966 lm ≠ FIXT 624 lm - 3000K/CRI 80 - 220-240V / 10,5W - 1012 lm ≠ FIXT 645 lm - 4000K/CRI 80 - 220-240V

2700K

Non Dimmable

- F02562GA001
- F02562GA006
- F02562GA012
- F02562GA018
- F02562GA030
- F02562GA033

3000K

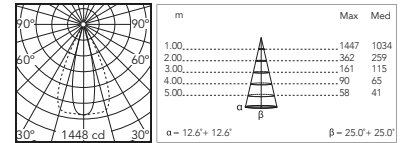
Non Dimmable

- F02563GA001
- F02563GA006
- F02563GA012
- F02563GA018
- F02563GA030
- F02563GA033

4000K

Non Dimmable

- F02564GA001
- F02564GA006
- F02564GA012
- F02564GA018
- F02564GA030
- F02564GA033



@ 3000K

Optic Wall Washer

Power Led: 10,5W - 920 lm ≠ FIXT 574 lm - 2700K/CRI 80 - 220-240V / 10,5W - 966 lm ≠ FIXT 609 lm - 3000K/CRI 80 - 220-240V / 10,5W - 1012 lm ≠ FIXT 631 lm - 4000K/CRI 80 - 220-240V

2700K

Non Dimmable

- F02562HA001
- F02562HA006
- F02562HA012
- F02562HA018
- F02562HA030
- F02562HA033

3000K

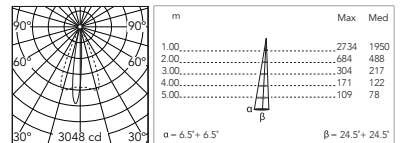
Non Dimmable

- F02563HA001
- F02563HA006
- F02563HA012
- F02563HA018
- F02563HA030
- F02563HA033

4000K

Non Dimmable

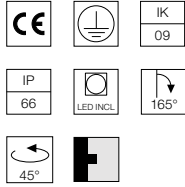
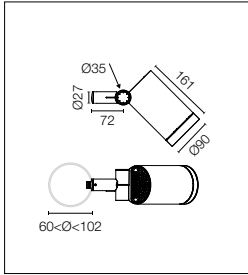
- F02564HA001
- F02564HA006
- F02564HA012
- F02564HA018
- F02564HA030
- F02564HA033



@ 3000K

Spine T 1 Pro: Zubehörteile / Accessories

Honeycomb	Honeycomb Louvre	F025Z060000		
IPX8 Gelbox für den elektrischen Anschluss.	Gelbox IPX8 for splicing connectors.	F990C100000		
Konverterlinse / Converter lenses:				
- Converter Spine 1 Optic Medium Flood		F029Z010000		
- Converter Spine 1 Optic Flood		F029Z011000		
- Converter Spine 1 Optic Wide Flood		F029Z012000		
- Converter Spine 1 Optic Elliptic 1		F029Z013000		
- Converter Spine 1 Optic Elliptic 2		F029Z014000		
- Converter Spine 1 Optic Wall Washer		F029Z015000		
Verbindungssystem, IP68, 2-Wege-H2O-Antikondensat, 4-polig.	2 way terminal block 4 poles IP68 H2O Stop.	F990C00A000		
Verbindungssystem, IP68, 3/4-Wege-H2O-Antikondensat, 4-polig, (ø5,5÷12mm Kabel).	3/4 way terminal block 4 poles IP68 H2O Stop. (ø5,5÷12mm cable).	F990C010000		



Power-LED-Lichtquelle im Lieferumfang enthalten. Ausgestattet mit integriertem Snoot für einen gesteigerten visuellen Komfort. Die als Zubehör erhältlichen Kollimatoren dienen der Regelung der Abstrahlwinkel. Integriertes Netzteil 220-240V mit EIN/AUS-Schalter, dimmbar 1-10V oder durch DALI. Integrierte Stangenhalterung für Stangen mit einem Durchmesser von 60 bis 120 mm und einer Dicke von max. 3 mm. Ausgestattet mit einem 5meter langen Neopren-Kabel (10m auf Anfrage) für die Fernverbindung; zur Gewährleistung der Abdichtung werden flexible Kabel für den Außenbereich empfohlen.

Power LED source included. Equipped with an integrated snoot for higher visual comfort. Collimators are available as an accessory to modify the beam opening. Integrated electric power supply 220-240V ON/OFF and adjustable 1-10V or DALI. Integrated support for pole fixing, for poles with a diameter between 60 and 120 mm and a maximum thickness of 3 mm. Equipped with a 5m neoprene cable (10m upon request) for remote connection. To guarantee its water tightness, it is recommended to use flexible cables designed for outdoor use.

Optic Narrow Spot
2200K auf Anfrage erhältlich.

Optic Narrow Spot
2200K available on request.

Optic Narrow Spot 6°

Power Led: 4,1W - 248 lm ≠ FIXT 230 lm - 2700K/CRI 80 - 220-240V / 4,1W - 258 lm ≠ FIXT 239 lm - 3000K/CRI 80 - 220-240V / 4,1W - 267 lm ≠ FIXT 247 lm - 4000K/CRI 80 - 220-240V

2700K

Non Dimmable

- F02652AA001
- F02652AA006
- F02652AA012
- F02652AA018
- F02652AA030
- F02652AA033
- 1-10V
- F02652AB001
- F02652AB006
- F02652AB012
- F02652AB018
- F02652AB030
- F02652AB033
- Dali
- F02652AD001
- F02652AD006
- F02652AD012
- F02652AD018
- F02652AD030
- F02652AD033

3000K

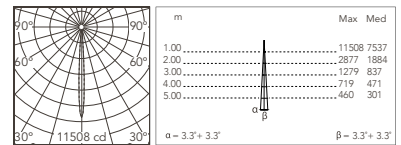
Non Dimmable

- F02653AA001
- F02653AA006
- F02653AA012
- F02653AA018
- F02653AA030
- F02653AA033
- 1-10V
- F02653AB001
- F02653AB006
- F02653AB012
- F02653AB018
- F02653AB030
- F02653AB033
- Dali
- F02653AD001
- F02653AD006
- F02653AD012
- F02653AD018
- F02653AD030
- F02653AD033

4000K

Non Dimmable

- F02654AA001
- F02654AA006
- F02654AA012
- F02654AA018
- F02654AA030
- F02654AA033
- 1-10V
- F02654AB001
- F02654AB006
- F02654AB012
- F02654AB018
- F02654AB030
- F02654AB033
- Dali
- F02654AD001
- F02654AD006
- F02654AD012
- F02654AD018
- F02654AD030
- F02654AD033



@ 3000K

Optic Spot 9,5°

Power Led: 10,5W - 920 lm ≠ FIXT 769 lm - 2700K/CRI 80 - 220-240V / 10,5W - 966 lm ≠ FIXT 808 lm - 3000K/CRI 80 - 220-240V / 10,5W - 1012 lm ≠ FIXT 846 lm - 4000K/CRI 80 - 220-240V

2700K

Non Dimmable

- F02652BA001
- F02652BA006
- F02652BA012
- F02652BA018
- F02652BA030
- F02652BA033
- 1-10V
- F02652BB001
- F02652BB006
- F02652BB012
- F02652BB018
- F02652BB030
- F02652BB033
- Dali
- F02652BD001
- F02652BD006
- F02652BD012
- F02652BD018
- F02652BD030
- F02652BD033

3000K

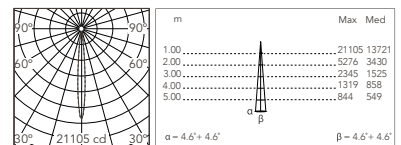
Non Dimmable

- F02653BA001
- F02653BA006
- F02653BA012
- F02653BA018
- F02653BA030
- F02653BA033
- 1-10V
- F02653BB001
- F02653BB006
- F02653BB012
- F02653BB018
- F02653BB030
- F02653BB033
- Dali
- F02653BD001
- F02653BD006
- F02653BD012
- F02653BD018
- F02653BD030
- F02653BD033

4000K

Non Dimmable

- F02654BA001
- F02654BA006
- F02654BA012
- F02654BA018
- F02654BA030
- F02654BA033
- 1-10V
- F02654BB001
- F02654BB006
- F02654BB012
- F02654BB018
- F02654BB030
- F02654BB033
- Dali
- F02654BD001
- F02654BD006
- F02654BD012
- F02654BD018
- F02654BD030
- F02654BD033



@ 3000K

Optic Medium Flood 28°

Power Led: 10,5W - 920 lm ≠ FIXT 715 lm - 2700K/CRI 80 - 220-240V / 10,5W - 966 lm ≠ FIXT 742 lm - 3000K/CRI 80 - 220-240V / 10,5W - 1012 lm ≠ FIXT 767 lm - 4000K/CRI 80 - 220-240V

2700K

Non Dimmable

- F02652CA001
- F02652CA006
- F02652CA012
- F02652CA018
- F02652CA030
- F02652CA033
- 1-10V
- F02652CB001
- F02652CB006
- F02652CB012
- F02652CB018
- F02652CB030
- F02652CB033
- Dali
- F02652CD001
- F02652CD006
- F02652CD012
- F02652CD018
- F02652CD030
- F02652CD033

3000K

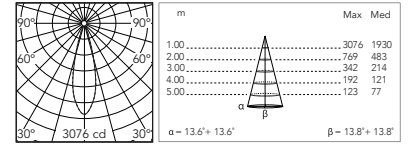
Non Dimmable

- F02653CA001
- F02653CA006
- F02653CA012
- F02653CA018
- F02653CA030
- F02653CA033
- 1-10V
- F02653CB001
- F02653CB006
- F02653CB012
- F02653CB018
- F02653CB030
- F02653CB033
- Dali
- F02653CD001
- F02653CD006
- F02653CD012
- F02653CD018
- F02653CD030
- F02653CD033

4000K

Non Dimmable

- F02654CA001
- F02654CA006
- F02654CA012
- F02654CA018
- F02654CA030
- F02654CA033
- 1-10V
- F02654CB001
- F02654CB006
- F02654CB012
- F02654CB018
- F02654CB030
- F02654CB033
- Dali
- F02654CD001
- F02654CD006
- F02654CD012
- F02654CD018
- F02654CD030
- F02654CD033



@ 3000K

Optic Flood 33°

Power Led: 10,5W - 920 lm ≠ FIXT 695 lm - 2700K/CRI 80 - 220-240V / 10,5W - 966 lm ≠ FIXT 721 lm - 3000K/CRI 80 - 220-240V / 10,5W - 1012 lm ≠ FIXT 746 lm - 4000K/CRI 80 - 220-240V

2700K

Non Dimmable

- F02652DA001
- F02652DA006
- F02652DA012
- F02652DA018
- F02652DA030
- F02652DA033
- 1-10V
- F02652DB001
- F02652DB006
- F02652DB012
- F02652DB018
- F02652DB030
- F02652DB033
- Dali
- F02652DD001
- F02652DD006
- F02652DD012
- F02652DD018
- F02652DD030
- F02652DD033

3000K

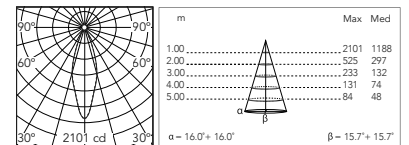
Non Dimmable

- F02653DA001
- F02653DA006
- F02653DA012
- F02653DA018
- F02653DA030
- F02653DA033
- 1-10V
- F02653DB001
- F02653DB006
- F02653DB012
- F02653DB018
- F02653DB030
- F02653DB033
- Dali
- F02653DD001
- F02653DD006
- F02653DD012
- F02653DD018
- F02653DD030
- F02653DD033

4000K

Non Dimmable

- F02654DA001
- F02654DA006
- F02654DA012
- F02654DA018
- F02654DA030
- F02654DA033
- 1-10V
- F02654DB001
- F02654DB006
- F02654DB012
- F02654DB018
- F02654DB030
- F02654DB033
- Dali
- F02654DD001
- F02654DD006
- F02654DD012
- F02654DD018
- F02654DD030
- F02654DD033



@ 3000K

Optic Wide Flood 51°

Power Led: 10,5W - 920 lm ≠ FIXT 711 lm - 2700K/CRI 80 - 220-240V / 10,5W - 966 lm ≠ FIXT 741 lm - 3000K/CRI 80 - 220-240V / 10,5W - 1012 lm ≠ FIXT 778 lm - 4000K/CRI 80 - 220-240V

2700K

Non Dimmable

- F02652EA001
- F02652EA006
- F02652EA012
- F02652EA018
- F02652EA030
- F02652EA033
- 1-10V
- F02652EB001
- F02652EB006
- F02652EB012
- F02652EB018
- F02652EB030
- F02652EB033
- Dali
- F02652ED001
- F02652ED006
- F02652ED012
- F02652ED018
- F02652ED030
- F02652ED033

3000K

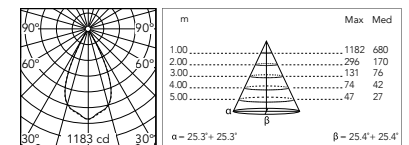
Non Dimmable

- F02653EA001
- F02653EA006
- F02653EA012
- F02653EA018
- F02653EA030
- F02653EA033
- 1-10V
- F02653EB001
- F02653EB006
- F02653EB012
- F02653EB018
- F02653EB030
- F02653EB033
- Dali
- F02653ED001
- F02653ED006
- F02653ED012
- F02653ED018
- F02653ED030
- F02653ED033

4000K

Non Dimmable

- F02654EA001
- F02654EA006
- F02654EA012
- F02654EA018
- F02654EA030
- F02654EA033
- 1-10V
- F02654EB001
- F02654EB006
- F02654EB012
- F02654EB018
- F02654EB030
- F02654EB033
- Dali
- F02654ED001
- F02654ED006
- F02654ED012
- F02654ED018
- F02654ED030
- F02654ED033



@ 3000K

Spine T 2 Pro

Optic Elliptical 1 9,5° x 48°

Power Led: 10,5W - 920 lm ≠ FIXT 717 lm - 2700K/CRI 80 - 220-240V / 10,5W - 966 lm ≠ FIXT 744 lm - 3000K/CRI 80 - 220-240V / 10,5W - 1012 lm ≠ FIXT 770 lm - 4000K/CRI 80 - 220-240V

2700K

Non Dimmable

- F02652FA001
- F02652FA006
- F02652FA012
- F02652FA018
- F02652FA030
- F02652FA033
- 1-10V
- F02652FB001
- F02652FB006
- F02652FB012
- F02652FB018
- F02652FB030
- F02652FB033
- Dali
- F02652FD001
- F02652FD006
- F02652FD012
- F02652FD018
- F02652FD030
- F02652FD033

3000K

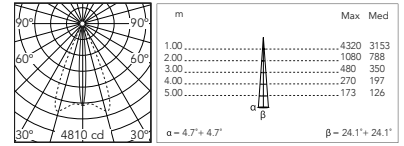
Non Dimmable

- F02653FA001
- F02653FA006
- F02653FA012
- F02653FA018
- F02653FA030
- F02653FA033
- 1-10V
- F02653FB001
- F02653FB006
- F02653FB012
- F02653FB018
- F02653FB030
- F02653FB033
- Dali
- F02653FD001
- F02653FD006
- F02653FD012
- F02653FD018
- F02653FD030
- F02653FD033

4000K

Non Dimmable

- F02654FA001
- F02654FA006
- F02654FA012
- F02654FA018
- F02654FA030
- F02654FA033
- 1-10V
- F02654FB001
- F02654FB006
- F02654FB012
- F02654FB018
- F02654FB030
- F02654FB033
- Dali
- F02654FD001
- F02654FD006
- F02654FD012
- F02654FD018
- F02654FD030
- F02654FD033



@ 3000K

Optic Elliptical 2 24° x 50°

Power Led: 10,5W - 920 lm ≠ FIXT 699 lm - 2700K/CRI 80 - 220-240V / 10,5W - 966 lm ≠ FIXT 725 lm - 3000K/CRI 80 - 220-240V / 10,5W - 1012 lm ≠ FIXT 750 lm - 4000K/CRI 80 - 220-240V

2700K

Non Dimmable

- F02652GA001
- F02652GA006
- F02652GA012
- F02652GA018
- F02652GA030
- F02652GA033
- 1-10V
- F02652GB001
- F02652GB006
- F02652GB012
- F02652GB018
- F02652GB030
- F02652GB033
- Dali
- F02652GD001
- F02652GD006
- F02652GD012
- F02652GD018
- F02652GD030
- F02652GD033

3000K

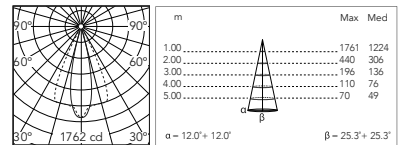
Non Dimmable

- F02653GA001
- F02653GA006
- F02653GA012
- F02653GA018
- F02653GA030
- F02653GA033
- 1-10V
- F02653GB001
- F02653GB006
- F02653GB012
- F02653GB018
- F02653GB030
- F02653GB033
- Dali
- F02653GD001
- F02653GD006
- F02653GD012
- F02653GD018
- F02653GD030
- F02653GD033

4000K

Non Dimmable

- F02654GA001
- F02654GA006
- F02654GA012
- F02654GA018
- F02654GA030
- F02654GA033
- 1-10V
- F02654GB001
- F02654GB006
- F02654GB012
- F02654GB018
- F02654GB030
- F02654GB033
- Dali
- F02654GD001
- F02654GD006
- F02654GD012
- F02654GD018
- F02654GD030
- F02654GD033



@ 3000K

Optic Wall Washer

Power Led: 10,5W - 920 lm ≠ FIXT 673 lm - 2700K/CRI 80 - 220-240V / 10,5W - 966 lm ≠ FIXT 698 lm - 3000K/CRI 80 - 220-240V / 10,5W - 1012 lm ≠ FIXT 672 lm - 4000K/CRI 80 - 220-240V

2700K

Non Dimmable

- F02652HA001
- F02652HA006
- F02652HA012
- F02652HA018
- F02652HA030
- F02652HA033
- 1-10V
- F02652HB001
- F02652HB006
- F02652HB012
- F02652HB018
- F02652HB030
- F02652HB033
- Dali
- F02652HD001
- F02652HD006
- F02652HD012
- F02652HD018
- F02652HD030
- F02652HD033

3000K

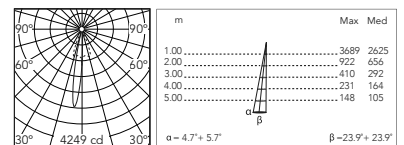
Non Dimmable

- F02653HA001
- F02653HA006
- F02653HA012
- F02653HA018
- F02653HA030
- F02653HA033
- 1-10V
- F02653HB001
- F02653HB006
- F02653HB012
- F02653HB018
- F02653HB030
- F02653HB033
- Dali
- F02653HD001
- F02653HD006
- F02653HD012
- F02653HD018
- F02653HD030
- F02653HD033

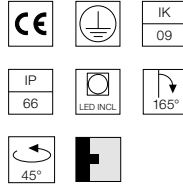
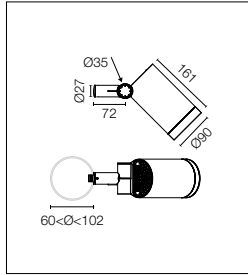
4000K

Non Dimmable

- F02654HA001
- F02654HA006
- F02654HA012
- F02654HA018
- F02654HA030
- F02654HA033
- 1-10V
- F02654HB001
- F02654HB006
- F02654HB012
- F02654HB018
- F02654HB030
- F02654HB033
- Dali
- F02654HD001
- F02654HD006
- F02654HD012
- F02654HD018
- F02654HD030
- F02654HD033



@ 3000K



Energieeffiziente Power-LED-Lichtquelle im Lieferumfang enthalten. Ausgestattet mit integriertem Snoot für einen gesteigerten visuellen Komfort. Die als Zubehör erhältlichen Kollimatoren dienen der Regelung der Abstrahlwinkel. Integriertes Netzteil 220-240V mit EIN/AUS-Schalter, dimmbar 1-10V oder durch DALI. Integrierte Stangenhalterung für Stangen mit einem Durchmesser von 60 bis 120 mm und einer Dicke von max. 3 mm. Ausgestattet mit einem 5meter langen Neopren-Kabel (10m auf Anfrage) für die Fernverbindung; zur Gewährleistung der Abdichtung werden flexible Kabel für den Außenbereich empfohlen.

Energy-efficient Power LED source included Equipped with an integrated snoot for higher visual comfort. Collimators are available as an accessory to modify the beam opening. Integrated electric power supply 220-240V ON/OFF and adjustable 1-10V or DALI. Integrated support for pole fixing, for poles with a diameter between 60 and 120 mm and a maximum thickness of 3 mm. Equipped with a 5m neoprene cable (10m upon request) for remote connection. To guarantee its water tightness, it is recommended to use flexible cables designed for outdoor use.

2200K auf Anfrage erhältlich.

2200K available on request.

Optic Spot 14,5°

Power Led: 17W - 1739 lm ≠ FIXT 1443 lm - 2700K/CRI 80 - 220-240V / 17W - 1803 lm ≠ FIXT 1497 lm - 3000K/CRI 80 - 220-240V / 17W - 1868 lm ≠ FIXT 1548 lm - 4000K/CRI 80 - 220-240V

2700K

Non Dimmable

- F02662BA001
- F02662BA006
- F02662BA012
- F02662BA018
- F02662BA030
- F02662BA033
- 1-10V
- F02662BB001
- F02662BB006
- F02662BB012
- F02662BB018
- F02662BB030
- F02662BB033
- Dali
- F02662BD001
- F02662BD006
- F02662BD012
- F02662BD018
- F02662BD030
- F02662BD033

3000K

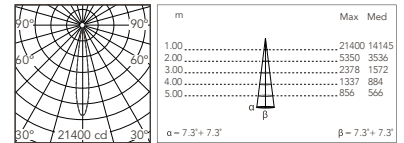
Non Dimmable

- F02663BA001
- F02663BA006
- F02663BA012
- F02663BA018
- F02663BA030
- F02663BA033
- 1-10V
- F02663BB001
- F02663BB006
- F02663BB012
- F02663BB018
- F02663BB030
- F02663BB033
- Dali
- F02663BD001
- F02663BD006
- F02663BD012
- F02663BD018
- F02663BD030
- F02663BD033

4000K

Non Dimmable

- F02664BA001
- F02664BA006
- F02664BA012
- F02664BA018
- F02664BA030
- F02664BA033
- 1-10V
- F02664BB001
- F02664BB006
- F02664BB012
- F02664BB018
- F02664BB030
- F02664BB033
- Dali
- F02664BD001
- F02664BD006
- F02664BD012
- F02664BD018
- F02664BD030
- F02664BD033



@ 3000K

Optic Medium Flood 26°

Power Led: 17W - 1739 lm ≠ FIXT 1336 lm - 2700K/CRI 80 - 220-240V / 17W - 1803 lm ≠ FIXT 1386 lm - 3000K/CRI 80 - 220-240V / 17W - 1868 lm ≠ FIXT 1434 lm - 4000K/CRI 80 - 220-240V

2700K

Non Dimmable

- F02662CA001
- F02662CA006
- F02662CA012
- F02662CA018
- F02662CA030
- F02662CA033
- 1-10V
- F02662CB001
- F02662CB006
- F02662CB012
- F02662CB018
- F02662CB030
- F02662CB033
- Dali
- F02662CD001
- F02662CD006
- F02662CD012
- F02662CD018
- F02662CD030
- F02662CD033

3000K

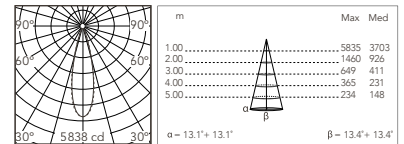
Non Dimmable

- F02663CA001
- F02663CA006
- F02663CA012
- F02663CA018
- F02663CA030
- F02663CA033
- 1-10V
- F02663CB001
- F02663CB006
- F02663CB012
- F02663CB018
- F02663CB030
- F02663CB033
- Dali
- F02663CD001
- F02663CD006
- F02663CD012
- F02663CD018
- F02663CD030
- F02663CD033

4000K

Non Dimmable

- F02664CA001
- F02664CA006
- F02664CA012
- F02664CA018
- F02664CA030
- F02664CA033
- 1-10V
- F02664CB001
- F02664CB006
- F02664CB012
- F02664CB018
- F02664CB030
- F02664CB033
- Dali
- F02664CD001
- F02664CD006
- F02664CD012
- F02664CD018
- F02664CD030
- F02664CD033



@ 3000K

Spine T 2 Pro Hp

Optic Flood 36°

Power Led: 17W - 1739 lm ≠ FIXT 1302 lm - 2700K/CRI 80 - 220-240V / 17W - 1803 lm ≠ FIXT 1351 lm - 3000K/CRI 80 - 220-240V / 17W - 1868 lm ≠ FIXT 1397 lm - 4000K/CRI 80 - 220-240V

2700K

Non Dimmable

- F02662DA001
- F02662DA006
- F02662DA012
- F02662DA018
- F02662DA030
- F02662DA033
- 1-10V
- F02662DB001
- F02662DB006
- F02662DB012
- F02662DB018
- F02662DB030
- F02662DB033
- Dali
- F02662DD001
- F02662DD006
- F02662DD012
- F02662DD018
- F02662DD030
- F02662DD033

3000K

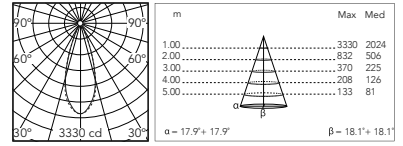
Non Dimmable

- F02663DA001
- F02663DA006
- F02663DA012
- F02663DA018
- F02663DA030
- F02663DA033
- 1-10V
- F02663DB001
- F02663DB006
- F02663DB012
- F02663DB018
- F02663DB030
- F02663DB033
- Dali
- F02663DD001
- F02663DD006
- F02663DD012
- F02663DD018
- F02663DD030
- F02663DD033

4000K

Non Dimmable

- F02664DA001
- F02664DA006
- F02664DA012
- F02664DA018
- F02664DA030
- F02664DA033
- 1-10V
- F02664DB001
- F02664DB006
- F02664DB012
- F02664DB018
- F02664DB030
- F02664DB033
- Dali
- F02664DD001
- F02664DD006
- F02664DD012
- F02664DD018
- F02664DD030
- F02664DD033



@ 3000K

Optic Wide Flood 52°

Power Led: 17W - 1739 lm ≠ FIXT 1303 lm - 2700K/CRI 80 - 220-240V / 17W - 1803 lm ≠ FIXT 1357 lm - 3000K/CRI 80 - 220-240V / 17W - 1868 lm ≠ FIXT 1411 lm - 4000K/CRI 80 - 220-240V

2700K

Non Dimmable

- F02662EA001
- F02662EA006
- F02662EA012
- F02662EA018
- F02662EA030
- F02662EA033
- 1-10V
- F02662EB001
- F02662EB006
- F02662EB012
- F02662EB018
- F02662EB030
- F02662EB033
- Dali
- F02662ED001
- F02662ED006
- F02662ED012
- F02662ED018
- F02662ED030
- F02662ED033

3000K

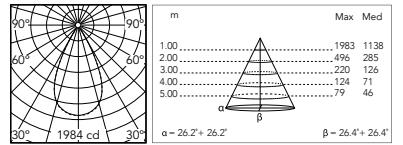
Non Dimmable

- F02663EA001
- F02663EA006
- F02663EA012
- F02663EA018
- F02663EA030
- F02663EA033
- 1-10V
- F02663EB001
- F02663EB006
- F02663EB012
- F02663EB018
- F02663EB030
- F02663EB033
- Dali
- F02663ED001
- F02663ED006
- F02663ED012
- F02663ED018
- F02663ED030
- F02663ED033

4000K

Non Dimmable

- F02664EA001
- F02664EA006
- F02664EA012
- F02664EA018
- F02664EA030
- F02664EA033
- 1-10V
- F02664EB001
- F02664EB006
- F02664EB012
- F02664EB018
- F02664EB030
- F02664EB033
- Dali
- F02664ED001
- F02664ED006
- F02664ED012
- F02664ED018
- F02664ED030
- F02664ED033



@ 3000K

Optic Elliptical 1 14° x 50°

Power Led: 17W - 1739 lm ≠ FIXT 1315 lm - 2700K/CRI 80 - 220-240V / 17W - 1803 lm ≠ FIXT 1364 lm - 3000K/CRI 80 - 220-240V / 17W - 1868 lm ≠ FIXT 1410 lm - 4000K/CRI 80 - 220-240V

2700K

Non Dimmable

- F02662FA001
- F02662FA006
- F02662FA012
- F02662FA018
- F02662FA030
- F02662FA033
- 1-10V
- F02662FB001
- F02662FB006
- F02662FB012
- F02662FB018
- F02662FB030
- F02662FB033
- Dali
- F02662FD001
- F02662FD006
- F02662FD012
- F02662FD018
- F02662FD030
- F02662FD033

3000K

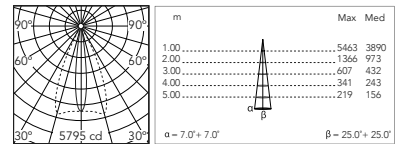
Non Dimmable

- F02663FA001
- F02663FA006
- F02663FA012
- F02663FA018
- F02663FA030
- F02663FA033
- 1-10V
- F02663FB001
- F02663FB006
- F02663FB012
- F02663FB018
- F02663FB030
- F02663FB033
- Dali
- F02663FD001
- F02663FD006
- F02663FD012
- F02663FD018
- F02663FD030
- F02663FD033

4000K

Non Dimmable

- F02664FA001
- F02664FA006
- F02664FA012
- F02664FA018
- F02664FA030
- F02664FA033
- 1-10V
- F02664FB001
- F02664FB006
- F02664FB012
- F02664FB018
- F02664FB030
- F02664FB033
- Dali
- F02664FD001
- F02664FD006
- F02664FD012
- F02664FD018
- F02664FD030
- F02664FD033



@ 3000K

Spine T 2 Pro Hp

Optic Elliptical 2 25° x 52°

Power Led: 17W - 1739 lm ≠ FIXT 1298 lm - 2700K/CRI 80 - 220-240V / 17W - 1803 lm ≠ FIXT 1351 lm - 3000K/CRI 80 - 220-240V / 17W - 1868 lm ≠ FIXT 1393 lm - 4000K/CRI 80 - 220-240V

2700K

Non Dimmable

- F02662GA001
- F02662GA006
- F02662GA012
- F02662GA018
- F02662GA030
- F02662GA033

1-10V

- F02662GB001
- F02662GB006
- F02662GB012
- F02662GB018
- F02662GB030
- F02662GB033

Dali

- F02662GD001
- F02662GD006
- F02662GD012
- F02662GD018
- F02662GD030
- F02662GD033

3000K

Non Dimmable

- F02663GA001
- F02663GA006
- F02663GA012
- F02663GA018
- F02663GA030
- F02663GA033

1-10V

- F02663GB001
- F02663GB006
- F02663GB012
- F02663GB018
- F02663GB030
- F02663GB033

Dali

- F02663GD001
- F02663GD006
- F02663GD012
- F02663GD018
- F02663GD030
- F02663GD033

4000K

Non Dimmable

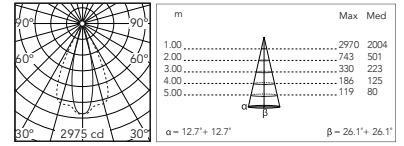
- F02664GA001
- F02664GA006
- F02664GA012
- F02664GA018
- F02664GA030
- F02664GA033

1-10V

- F02664GB001
- F02664GB006
- F02664GB012
- F02664GB018
- F02664GB030
- F02664GB033

Dali

- F02664GD001
- F02664GD006
- F02664GD012
- F02664GD018
- F02664GD030
- F02664GD033



@ 3000K

Optic Wall Washer

Power Led: 17W - 1739 lm ≠ FIXT 1277 lm - 2700K/CRI 80 - 220-240V / 17W - 1803 lm ≠ FIXT 1325 lm - 3000K/CRI 80 - 220-240V / 17W - 1868 lm ≠ FIXT 1370 lm - 4000K/CRI 80 - 220-240V

2700K

Non Dimmable

- F02662HA001
- F02662HA006
- F02662HA012
- F02662HA018
- F02662HA030
- F02662HA033

1-10V

- F02662HB001
- F02662HB006
- F02662HB012
- F02662HB018
- F02662HB030
- F02662HB033

Dali

- F02662HD001
- F02662HD006
- F02662HD012
- F02662HD018
- F02662HD030
- F02662HD033

3000K

Non Dimmable

- F02663HA001
- F02663HA006
- F02663HA012
- F02663HA018
- F02663HA030
- F02663HA033

1-10V

- F02663HB001
- F02663HB006
- F02663HB012
- F02663HB018
- F02663HB030
- F02663HB033

Dali

- F02663HD001
- F02663HD006
- F02663HD012
- F02663HD018
- F02663HD030
- F02663HD033

4000K

Non Dimmable

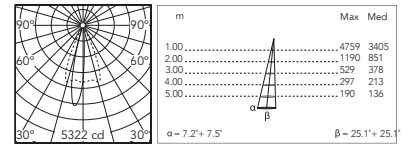
- F02664HA001
- F02664HA006
- F02664HA012
- F02664HA018
- F02664HA030
- F02664HA033

1-10V

- F02664HB001
- F02664HB006
- F02664HB012
- F02664HB018
- F02664HB030
- F02664HB033


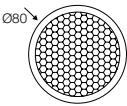

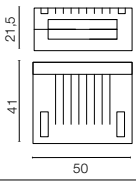

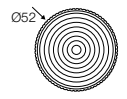

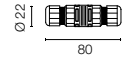

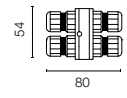

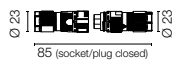

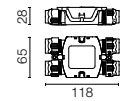
Dali

- F02664HD001
- F02664HD006
- F02664HD012
- F02664HD018
- F02664HD030
- F02664HD033

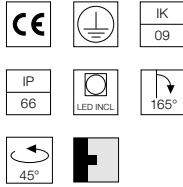
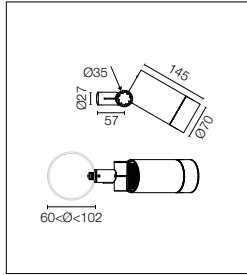


@ 3000K

Spine T 2 Pro: Zubehörteile / Accessories

Honeycomb	Honeycomb Louvre	F026Z060000		
IPX8 Gelbox für den elektrischen Anschluss.	Gelbox IPX8 for splicing connectors.	F990C110000		
Konverterlinse / Converter lenses:				
- Converter Spine 2 Optic Medium Flood		F029Z020000		
- Converter Spine 2 Optic Flood		F029Z021000		
- Converter Spine 2 Optic Wide Flood		F029Z022000		
- Converter Spine 2 Optic Elliptic 1		F029Z023000		
- Converter Spine 2 Optic Elliptic 2		F029Z024000		
- Converter Spine 2 Optic Wall Washer		F029Z025000		
Verbindungssystem, IP68, 2-Wege-H2O-Antikondensat, 4-polig.	2 way terminal block 4 poles IP68 H2O Stop.	F990C00A000		
Verbindungssystem, IP68, 3/4-Wege-H2O-Antikondensat, 4-polig, (ø5,5÷12mm Kabel).	3/4 way terminal block 4 poles IP68 H2O Stop. (ø5,5÷12mm cable).	F990C010000		
5-poliger Steckersatz mit fliegendem Stecker + EU-Stecker IP68.	Connector kit 5-pole flying socket + EU plug IP68.	F990C080000		
4-Wege-Abzweigdose 5-polig, IP68 (6-14 mm-Kabel).	4 way junction box 5 poles IP68 (6-14 mm cables).	F990C030000		





Power-LED-Lichtquelle im Lieferumfang enthalten. Ausgestattet mit integriertem Snoot für einen gesteigerten visuellen Komfort. Der Display mit asymmetrischem Design ist als Zubehör erhältlich. Die als Zubehör erhältlichen Kollimatoren dienen der Regelung der Abstrahlwinkel. Integriertes Netzteil 220-240V mit EIN/AUS-Schalter. Integrierte Stangenhalterung für Stangen mit einem Durchmesser von 60 bis 120 mm und einer Dicke von max. 3 mm. Ausgestattet mit einem 5meter langen Neopren-Kabel (10m auf Anfrage) für die Fernverbindung; zur Gewährleistung der Abdichtung werden flexible Kabel für den Außenbereich empfohlen. Auf Anfrage in dimmbarer Ausführung, 1-10V oder durch DALI, mit Fernspeisung 24Vdc.

Power LED source included. Equipped with an integrated snoot for higher visual comfort: the asymmetrical cut visor is available as an accessory. Collimators are available as an accessory to modify the beam angle. Integrated electric power supply 220-240V ON/OFF. Integrated support for pole fixing, for poles with a diameter between 60 and 120 mm and a maximum thickness of 3 mm. Equipped with a 5m neoprene cable (10m upon request) for remote connection. To guarantee its water tightness, it is recommended to use flexible cables designed for outdoor use. Upon request: 1-10V or DALI dimmable version with 24Vdc remote power supply.

2200K auf Anfrage erhältlich.

2200K available on request.

Optic Narrow Spot 7°

Power Led: 3,5W - 168 lm ≠ FIXT 143 lm - 2700K/CRI 80 - 220-240V / 3,5W - 174 lm ≠ FIXT 149 lm - 3000K/CRI 80 - 220-240V / 3,5W - 180 lm ≠ FIXT 154 lm - 4000K/CRI 80 - 220-240V

2700K

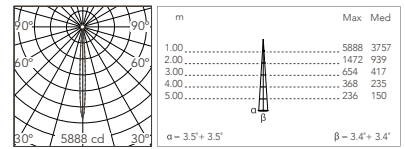
- Non Dimmable
- F02512AA001
- F02512AA006
- F02512AA012
- F02512AA018
- F02512AA030
- F02512AA033

3000K

- Non Dimmable
- F02513AA001
- F02513AA006
- F02513AA012
- F02513AA018
- F02513AA030
- F02513AA033

4000K

- Non Dimmable
- F02514AA001
- F02514AA006
- F02514AA012
- F02514AA018
- F02514AA030
- F02514AA033



@ 3000K

Optic Spot 14°

Power Led: 7,9W - 671 lm ≠ FIXT 550 lm - 2700K/CRI 80 - 220-240V / 7,9W - 696 lm ≠ FIXT 571 lm - 3000K/CRI 80 - 220-240V / 7,9W - 720 lm ≠ FIXT 591 lm - 4000K/CRI 80 - 220-240V

2700K

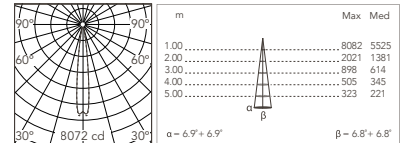
- Non Dimmable
- F02512BA001
- F02512BA006
- F02512BA012
- F02512BA018
- F02512BA030
- F02512BA033

3000K

- Non Dimmable
- F02513BA001
- F02513BA006
- F02513BA012
- F02513BA018
- F02513BA030
- F02513BA033

4000K

- Non Dimmable
- F02514BA001
- F02514BA006
- F02514BA012
- F02514BA018
- F02514BA030
- F02514BA033



@ 3000K

Optic Medium Flood 24,5°

Power Led: 7,9W - 671 lm ≠ FIXT 499 lm - 2700K/CRI 80 - 220-240V / 7,9W - 696 lm ≠ FIXT 518 lm - 3000K/CRI 80 - 220-240V / 7,9W - 720 lm ≠ FIXT 536 lm - 4000K/CRI 80 - 220-240V

2700K

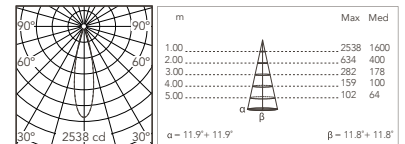
- Non Dimmable
- F02512CA001
- F02512CA006
- F02512CA012
- F02512CA018
- F02512CA030
- F02512CA033

3000K

- Non Dimmable
- F02513CA001
- F02513CA006
- F02513CA012
- F02513CA018
- F02513CA030
- F02513CA033

4000K

- Non Dimmable
- F02514CA001
- F02514CA006
- F02514CA012
- F02514CA018
- F02514CA030
- F02514CA033



@ 3000K

Optic Flood 32°

Power Led: 7,9W - 671 lm ≠ FIXT 482 lm - 2700K/CRI 80 - 220-240V / 7,9W - 696 lm ≠ FIXT 500 lm - 3000K/CRI 80 - 220-240V / 7,9W - 720 lm ≠ FIXT 518 lm - 4000K/CRI 80 - 220-240V

2700K

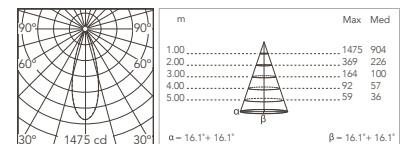
- Non Dimmable
- F02512DA001
- F02512DA006
- F02512DA012
- F02512DA018
- F02512DA030
- F02512DA033

3000K

- Non Dimmable
- F02513DA001
- F02513DA006
- F02513DA012
- F02513DA018
- F02513DA030
- F02513DA033

4000K

- Non Dimmable
- F02514DA001
- F02514DA006
- F02514DA012
- F02514DA018
- F02514DA030
- F02514DA033



@ 3000K

Spine T 1 Ultra

Optic Wide Flood 49°

Power Led: 7,9W - 671 lm ≠ FIXT 480 lm - 2700K/CRI 80 - 220-240V / 7,9W - 696 lm ≠ FIXT 490 lm - 3000K/CRI 80 - 220-240V / 7,9W - 720 lm ≠ FIXT 505 lm - 4000K/CRI 80 - 220-240V

2700K

Non Dimmable

- F02512EA001
- F02512EA006
- F02512EA012
- F02512EA018
- F02512EA030
- F02512EA033

3000K

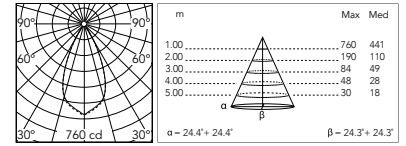
Non Dimmable

- F02513EA001
- F02513EA006
- F02513EA012
- F02513EA018
- F02513EA030
- F02513EA033

4000K

Non Dimmable

- F02514EA001
- F02514EA006
- F02514EA012
- F02514EA018
- F02514EA030
- F02514EA033



@ 3000K

Optic Elliptical 1 13,5° x 50°

Power Led: 7,9W - 671 lm ≠ FIXT 500 lm - 2700K/CRI 80 - 220-240V / 7,9W - 696 lm ≠ FIXT 519 lm - 3000K/CRI 80 - 220-240V / 7,9W - 720 lm ≠ FIXT 537 lm - 4000K/CRI 80 - 220-240V

2700K

Non Dimmable

- F02512FA001
- F02512FA006
- F02512FA012
- F02512FA018
- F02512FA030
- F02512FA033

3000K

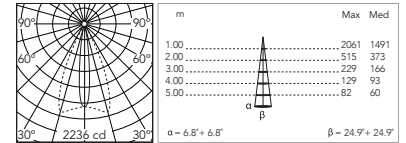
Non Dimmable

- F02513FA001
- F02513FA006
- F02513FA012
- F02513FA018
- F02513FA030
- F02513FA033

4000K

Non Dimmable

- F02514FA001
- F02514FA006
- F02514FA012
- F02514FA018
- F02514FA030
- F02514FA033



@ 3000K

Optic Elliptical 2 26° x 51°

Power Led: 7,9W - 671 lm ≠ FIXT 487 lm - 2700K/CRI 80 - 220-240V / 7,9W - 696 lm ≠ FIXT 505 lm - 3000K/CRI 80 - 220-240V / 7,9W - 720 lm ≠ FIXT 523 lm - 4000K/CRI 80 - 220-240V

2700K

Non Dimmable

- F02512GA001
- F02512GA006
- F02512GA012
- F02512GA018
- F02512GA030
- F02512GA033

3000K

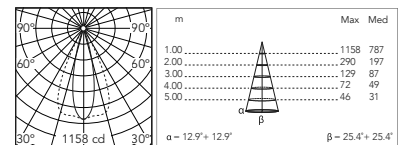
Non Dimmable

- F02513GA001
- F02513GA006
- F02513GA012
- F02513GA018
- F02513GA030
- F02513GA033

4000K

Non Dimmable

- F02514GA001
- F02514GA006
- F02514GA012
- F02514GA018
- F02514GA030
- F02514GA033



@ 3000K

Optic Wall Washer

Power Led: 7,9W - 671 lm ≠ FIXT 471 lm - 2700K/CRI 80 - 220-240V / 7,9W - 696 lm ≠ FIXT 489 lm - 3000K/CRI 80 - 220-240V / 7,9W - 720 lm ≠ FIXT 506 lm - 4000K/CRI 80 - 220-240V

2700K

Non Dimmable

- F02512HA001
- F02512HA006
- F02512HA012
- F02512HA018
- F02512HA030
- F02512HA033

3000K

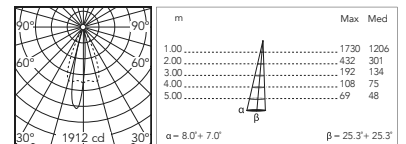
Non Dimmable

- F02513HA001
- F02513HA006
- F02513HA012
- F02513HA018
- F02513HA030
- F02513HA033

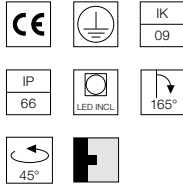
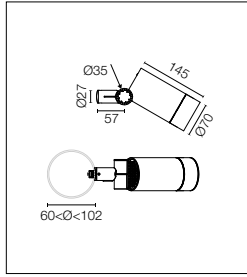
4000K

Non Dimmable

- F02514HA001
- F02514HA006
- F02514HA012
- F02514HA018
- F02514HA030
- F02514HA033



@ 3000K



Energieeffiziente Power-LED-Lichtquelle im Lieferumfang enthalten. Ausgestattet mit integriertem Snoot für einen gesteigerten visuellen Komfort. Der Display mit asymmetrischem Design ist als Zubehör erhältlich. Die als Zubehör erhältlichen Kollimatoren dienen der Regelung der Abstrahlwinkel. Integriertes Netzteil 220-240V mit EIN/AUS-Schalter. Integrierte Stangenhalterung für Stangen mit einem Durchmesser von 60 bis 120 mm und einer Dicke von max. 3 mm. Ausgestattet mit einem 5meter langen Neopren-Kabel (10m auf Anfrage) für die Fernverbindung; zur Gewährleistung der Abdichtung werden flexible Kabel für den Außenbereich empfohlen. Auf Anfrage in dimmbarer Ausführung, 1-10V oder durch DALI, mit Fernspeisung 24Vdc.

Energy-efficient Power LED source included Equipped with an integrated snoot for higher visual comfort: the asymmetrical cut visor is available as an accessory. Collimators are available as an accessory to modify the beam opening. Integrated electric power supply 220-240V ON/OFF. Integrated support for pole fixing, for poles with a diameter between 60 and 120 mm and a maximum thickness of 3 mm. Equipped with a 5m neoprene cable (10m upon request) for remote connection. To guarantee its water tightness, it is recommended to use flexible cables designed for outdoor use. Upon request: 1-10V or DALI dimmable version with 24Vdc remote power supply.

Optic Spot 12°

Power Led: 10,5W - 920 lm ≠ FIXT 680 lm - 2700K/CRI 80 - 220-240V / 10,5W - 966 lm ≠ FIXT 706 lm - 3000K/CRI 80 - 220-240V / 10,5W - 1012 lm ≠ FIXT 730 lm - 4000K/CRI 80 - 220-240V

2700K

Non Dimmable

- F02522BA001
- F02522BA006
- F02522BA012
- F02522BA018
- F02522BA030
- F02522BA033

3000K

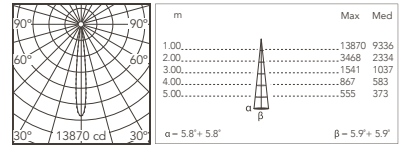
Non Dimmable

- F02523BA001
- F02523BA006
- F02523BA012
- F02523BA018
- F02523BA030
- F02523BA033

4000K

Non Dimmable

- F02524BA001
- F02524BA006
- F02524BA012
- F02524BA018
- F02524BA030
- F02524BA033



@ 3000K

Optic Medium Flood 26,5°

Power Led: 10,5W - 920 lm ≠ FIXT 594 lm - 2700K/CRI 80 - 220-240V / 10,5W - 966 lm ≠ FIXT 630 lm - 3000K/CRI 80 - 220-240V / 10,5W - 1012 lm ≠ FIXT 654 lm - 4000K/CRI 80 - 220-240V

2700K

Non Dimmable

- F02522CA001
- F02522CA006
- F02522CA012
- F02522CA018
- F02522CA030
- F02522CA033

3000K

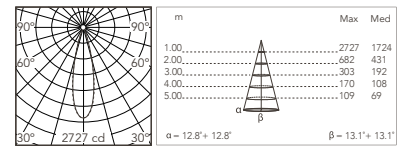
Non Dimmable

- F02523CA001
- F02523CA006
- F02523CA012
- F02523CA018
- F02523CA030
- F02523CA033

4000K

Non Dimmable

- F02524CA001
- F02524CA006
- F02524CA012
- F02524CA018
- F02524CA030
- F02524CA033



@ 3000K

Optic Flood 33,5°

Power Led: 10,5W - 920 lm ≠ FIXT 592 lm - 2700K/CRI 80 - 220-240V / 10,5W - 966 lm ≠ FIXT 627 lm - 3000K/CRI 80 - 220-240V / 10,5W - 1012 lm ≠ FIXT 651 lm - 4000K/CRI 80 - 220-240V

2700K

Non Dimmable

- F02522DA001
- F02522DA006
- F02522DA012
- F02522DA018
- F02522DA030
- F02522DA033

3000K

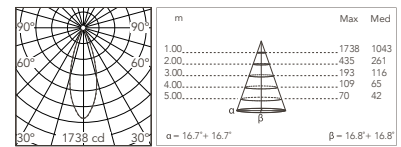
Non Dimmable

- F02523DA001
- F02523DA006
- F02523DA012
- F02523DA018
- F02523DA030
- F02523DA033

4000K

Non Dimmable

- F02524DA001
- F02524DA006
- F02524DA012
- F02524DA018
- F02524DA030
- F02524DA033



@ 3000K

Optic Wide Flood 50°

Power Led: 10,5W - 920 lm ≠ FIXT 591 lm - 2700K/CRI 80 - 220-240V / 10,5W - 966 lm ≠ FIXT 619 lm - 3000K/CRI 80 - 220-240V / 10,5W - 1012 lm ≠ FIXT 650 lm - 4000K/CRI 80 - 220-240V

2700K

Non Dimmable

- F02522EA001
- F02522EA006
- F02522EA012
- F02522EA018
- F02522EA030
- F02522EA033

3000K

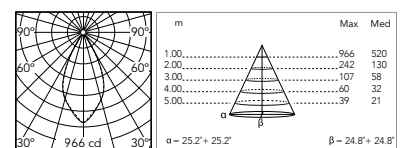
Non Dimmable

- F02523EA001
- F02523EA006
- F02523EA012
- F02523EA018
- F02523EA030
- F02523EA033

4000K

Non Dimmable

- F02524EA001
- F02524EA006
- F02524EA012
- F02524EA018
- F02524EA030
- F02524EA033



@ 3000K

Spine T 1 Ultra Hp

Optic Elliptical 1 11,5° x 49°

Power Led: 10,5W - 920 lm ≠ FIXT 603 lm - 2700K/CRI 80 - 220-240V / 10,5W - 966 lm ≠ FIXT 639 lm - 3000K/CRI 80 - 220-240V / 10,5W - 1012 lm ≠ FIXT 663 lm - 4000K/CRI 80 - 220-240V

2700K

Non Dimmable

- F02522FA001
- F02522FA006
- F02522FA012
- F02522FA018
- F02522FA030
- F02522FA033

3000K

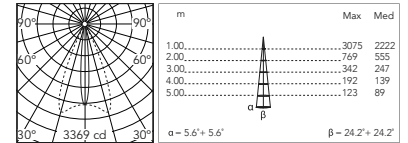
Non Dimmable

- F02523FA001
- F02523FA006
- F02523FA012
- F02523FA018
- F02523FA030
- F02523FA033

4000K

Non Dimmable

- F02524FA001
- F02524FA006
- F02524FA012
- F02524FA018
- F02524FA030
- F02524FA033



Optic Elliptical 2 25,5° x 50°

Power Led: 10,5W - 920 lm ≠ FIXT 601 lm - 2700K/CRI 80 - 220-240V / 10,5W - 966 lm ≠ FIXT 624 lm - 3000K/CRI 80 - 220-240V / 10,5W - 1012 lm ≠ FIXT 645 lm - 4000K/CRI 80 - 220-240V

2700K

Non Dimmable

- F02522GA001
- F02522GA006
- F02522GA012
- F02522GA018
- F02522GA030
- F02522GA033

3000K

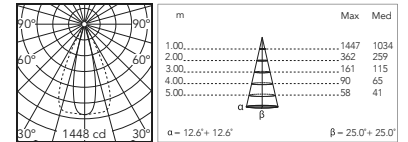
Non Dimmable

- F02523GA001
- F02523GA006
- F02523GA012
- F02523GA018
- F02523GA030
- F02523GA033

4000K

Non Dimmable

- F02524GA001
- F02524GA006
- F02524GA012
- F02524GA018
- F02524GA030
- F02524GA033



Optic Wall Washer

Power Led: 10,5W - 920 lm ≠ FIXT 574 lm - 2700K/CRI 80 - 220-240V / 10,5W - 966 lm ≠ FIXT 609 lm - 3000K/CRI 80 - 220-240V / 10,5W - 1012 lm ≠ FIXT 631 lm - 4000K/CRI 80 - 220-240V

2700K

Non Dimmable

- F02522HA001
- F02522HA006
- F02522HA012
- F02522HA018
- F02522HA030
- F02522HA033

3000K

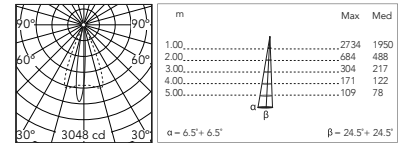
Non Dimmable

- F02523HA001
- F02523HA006
- F02523HA012
- F02523HA018
- F02523HA030
- F02523HA033

4000K

Non Dimmable

- F02524HA001
- F02524HA006
- F02524HA012
- F02524HA018
- F02524HA030
- F02524HA033



Spine T 1 Ultra: Zubehörteile / Accessories

Viewer	Visor	<ul style="list-style-type: none"> ○ F025Z050001 ● F025Z050006 ● F025Z050012 ● F025Z050018 ● F025Z050030 ● F025Z050033 	
Honeycomb	Honeycomb Louvre	F025Z060000	
IPX8 Gelbox für den elektrischen Anschluss.	Gelbox IPX8 for splicing connectors.	F990C100000	
Konverterlinse / Converter lenses:			
- Converter Spine 1 Optic Medium Flood		F029Z010000	
- Converter Spine 1 Optic Flood		F029Z011000	
- Converter Spine 1 Optic Wide Flood		F029Z012000	
- Converter Spine 1 Optic Elliptic 1		F029Z013000	
- Converter Spine 1 Optic Elliptic 2		F029Z014000	
- Converter Spine 1 Optic Wall Washer		F029Z015000	
Verbindungssystem, IP68, 2-Wege-H2O-Antikondensat, 4-polig.	2 way terminal block 4 poles IP68 H2O Stop.	F990C00A000	
Verbindungssystem, IP68, 3/4-Wege-H2O-Antikondensat, 4-polig. (ø5,5÷12mm Kabel).	3/4 way terminal block 4 poles IP68 H2O Stop. (ø5,5÷12mm cable).	F990C010000	

Optic Medium Flood 28°

Power Led: 10,5W - 920 lm ≠ FIXT 715 lm - 2700K/CRI 80 - 220-240V / 10,5W - 966 lm ≠ FIXT 742 lm - 3000K/CRI 80 - 220-240V / 10,5W - 1012 lm ≠ FIXT 767 lm - 4000K/CRI 80 - 220-240V

2700K

Non Dimmable

- F02612CA001
- F02612CA006
- F02612CA012
- F02612CA018
- F02612CA030
- F02612CA033
- 1-10V
- F02612CB001
- F02612CB006
- F02612CB012
- F02612CB018
- F02612CB030
- F02612CB033
- Dali
- F02612CD001
- F02612CD006
- F02612CD012
- F02612CD018
- F02612CD030
- F02612CD033

3000K

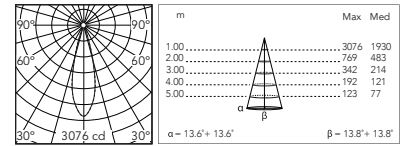
Non Dimmable

- F02613CA001
- F02613CA006
- F02613CA012
- F02613CA018
- F02613CA030
- F02613CA033
- 1-10V
- F02613CB001
- F02613CB006
- F02613CB012
- F02613CB018
- F02613CB030
- F02613CB033
- Dali
- F02613CD001
- F02613CD006
- F02613CD012
- F02613CD018
- F02613CD030
- F02613CD033

4000K

Non Dimmable

- F02614CA001
- F02614CA006
- F02614CA012
- F02614CA018
- F02614CA030
- F02614CA033
- 1-10V
- F02614CB001
- F02614CB006
- F02614CB012
- F02614CB018
- F02614CB030
- F02614CB033
- Dali
- F02614CD001
- F02614CD006
- F02614CD012
- F02614CD018
- F02614CD030
- F02614CD033



@ 3000K

Optic Flood 33°

Power Led: 10,5W - 920 lm ≠ FIXT 695 lm - 2700K/CRI 80 - 220-240V / 10,5W - 966 lm ≠ FIXT 721 lm - 3000K/CRI 80 - 220-240V / 10,5W - 1012 lm ≠ FIXT 746 lm - 4000K/CRI 80 - 220-240V

2700K

Non Dimmable

- F02612DA001
- F02612DA006
- F02612DA012
- F02612DA018
- F02612DA030
- F02612DA033
- 1-10V
- F02612DB001
- F02612DB006
- F02612DB012
- F02612DB018
- F02612DB030
- F02612DB033
- Dali
- F02612DD001
- F02612DD006
- F02612DD012
- F02612DD018
- F02612DD030
- F02612DD033

3000K

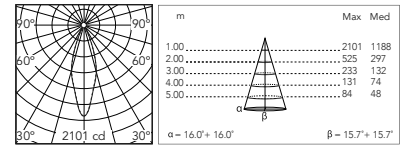
Non Dimmable

- F02613DA001
- F02613DA006
- F02613DA012
- F02613DA018
- F02613DA030
- F02613DA033
- 1-10V
- F02613DB001
- F02613DB006
- F02613DB012
- F02613DB018
- F02613DB030
- F02613DB033
- Dali
- F02613DD001
- F02613DD006
- F02613DD012
- F02613DD018
- F02613DD030
- F02613DD033

4000K

Non Dimmable

- F02614DA001
- F02614DA006
- F02614DA012
- F02614DA018
- F02614DA030
- F02614DA033
- 1-10V
- F02614DB001
- F02614DB006
- F02614DB012
- F02614DB018
- F02614DB030
- F02614DB033
- Dali
- F02614DD001
- F02614DD006
- F02614DD012
- F02614DD018
- F02614DD030
- F02614DD033



@ 3000K

Optic Wide Flood 51°

Power Led: 10,5W - 920 lm ≠ FIXT 711 lm - 2700K/CRI 80 - 220-240V / 10,5W - 966 lm ≠ FIXT 741 lm - 3000K/CRI 80 - 220-240V / 10,5W - 1012 lm ≠ FIXT 778 lm - 4000K/CRI 80 - 220-240V

2700K

Non Dimmable

- F02612EA001
- F02612EA006
- F02612EA012
- F02612EA018
- F02612EA030
- F02612EA033
- 1-10V
- F02612EB001
- F02612EB006
- F02612EB012
- F02612EB018
- F02612EB030
- F02612EB033
- Dali
- F02612ED001
- F02612ED006
- F02612ED012
- F02612ED018
- F02612ED030
- F02612ED033

3000K

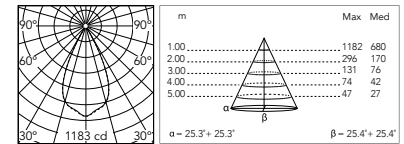
Non Dimmable

- F02613EA001
- F02613EA006
- F02613EA012
- F02613EA018
- F02613EA030
- F02613EA033
- 1-10V
- F02613EB001
- F02613EB006
- F02613EB012
- F02613EB018
- F02613EB030
- F02613EB033
- Dali
- F02613ED001
- F02613ED006
- F02613ED012
- F02613ED018
- F02613ED030
- F02613ED033

4000K

Non Dimmable

- F02614EA001
- F02614EA006
- F02614EA012
- F02614EA018
- F02614EA030
- F02614EA033
- 1-10V
- F02614EB001
- F02614EB006
- F02614EB012
- F02614EB018
- F02614EB030
- F02614EB033
- Dali
- F02614ED001
- F02614ED006
- F02614ED012
- F02614ED018
- F02614ED030
- F02614ED033



@ 3000K

Spine T 2 Ultra

Optic Elliptical 1 9,5° x 48°

Power Led: 10,5W - 920 lm ≠ FIXT 717 lm - 2700K/CRI 80 - 220-240V / 10,5W - 966 lm ≠ FIXT 744 lm - 3000K/CRI 80 - 220-240V / 10,5W - 1012 lm ≠ FIXT 770 lm - 4000K/CRI 80 - 220-240V

2700K

Non Dimmable

- F02612FA001
- F02612FA006
- F02612FA012
- F02612FA018
- F02612FA030
- F02612FA033
- 1-10V
- F02612FB001
- F02612FB006
- F02612FB012
- F02612FB018
- F02612FB030
- F02612FB033
- Dali
- F02612FD001
- F02612FD006
- F02612FD012
- F02612FD018
- F02612FD030
- F02612FD033

3000K

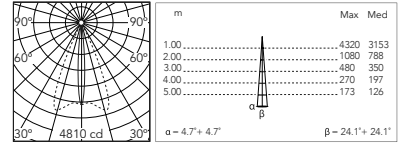
Non Dimmable

- F02613FA001
- F02613FA006
- F02613FA012
- F02613FA018
- F02613FA030
- F02613FA033
- 1-10V
- F02613FB001
- F02613FB006
- F02613FB012
- F02613FB018
- F02613FB030
- F02613FB033
- Dali
- F02613FD001
- F02613FD006
- F02613FD012
- F02613FD018
- F02613FD030
- F02613FD033

4000K

Non Dimmable

- F02614FA001
- F02614FA006
- F02614FA012
- F02614FA018
- F02614FA030
- F02614FA033
- 1-10V
- F02614FB001
- F02614FB006
- F02614FB012
- F02614FB018
- F02614FB030
- F02614FB033
- Dali
- F02614FD001
- F02614FD006
- F02614FD012
- F02614FD018
- F02614FD030
- F02614FD033



@ 3000K

Optic Elliptical 2 24° x 50°

Power Led: 10,5W - 920 lm ≠ FIXT 699 lm - 2700K/CRI 80 - 220-240V / 10,5W - 966 lm ≠ FIXT 725 lm - 3000K/CRI 80 - 220-240V / 10,5W - 1012 lm ≠ FIXT 750 lm - 4000K/CRI 80 - 220-240V

2700K

Non Dimmable

- F02612GA001
- F02612GA006
- F02612GA012
- F02612GA018
- F02612GA030
- F02612GA033
- 1-10V
- F02612GB001
- F02612GB006
- F02612GB012
- F02612GB018
- F02612GB030
- F02612GB033
- Dali
- F02612GD001
- F02612GD006
- F02612GD012
- F02612GD018
- F02612GD030
- F02612GD033

3000K

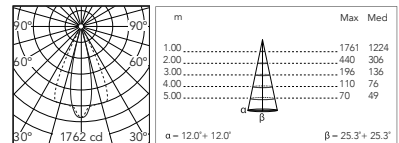
Non Dimmable

- F02613GA001
- F02613GA006
- F02613GA012
- F02613GA018
- F02613GA030
- F02613GA033
- 1-10V
- F02613GB001
- F02613GB006
- F02613GB012
- F02613GB018
- F02613GB030
- F02613GB033
- Dali
- F02613GD001
- F02613GD006
- F02613GD012
- F02613GD018
- F02613GD030
- F02613GD033

4000K

Non Dimmable

- F02614GA001
- F02614GA006
- F02614GA012
- F02614GA018
- F02614GA030
- F02614GA033
- 1-10V
- F02614GB001
- F02614GB006
- F02614GB012
- F02614GB018
- F02614GB030
- F02614GB033
- Dali
- F02614GD001
- F02614GD006
- F02614GD012
- F02614GD018
- F02614GD030
- F02614GD033



@ 3000K

Optic Wall Washer

Power Led: 10,5W - 920 lm ≠ FIXT 673 lm - 2700K/CRI 80 - 220-240V / 10,5W - 966 lm ≠ FIXT 698 lm - 3000K/CRI 80 - 220-240V / 10,5W - 1012 lm ≠ FIXT 672 lm - 4000K/CRI 80 - 220-240V

2700K

Non Dimmable

- F02612HA001
- F02612HA006
- F02612HA012
- F02612HA018
- F02612HA030
- F02612HA033
- 1-10V
- F02612HB001
- F02612HB006
- F02612HB012
- F02612HB018
- F02612HB030
- F02612HB033
- Dali
- F02612HD001
- F02612HD006
- F02612HD012
- F02612HD018
- F02612HD030
- F02612HD033

3000K

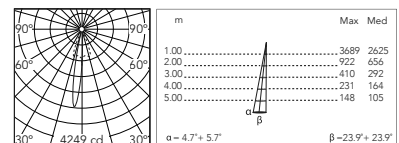
Non Dimmable

- F02613HA001
- F02613HA006
- F02613HA012
- F02613HA018
- F02613HA030
- F02613HA033
- 1-10V
- F02613HB001
- F02613HB006
- F02613HB012
- F02613HB018
- F02613HB030
- F02613HB033
- Dali
- F02613HD001
- F02613HD006
- F02613HD012
- F02613HD018
- F02613HD030
- F02613HD033

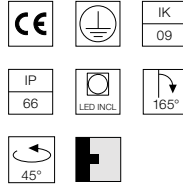
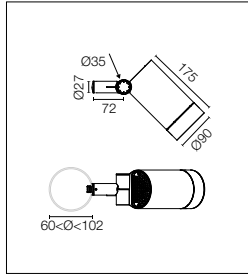
4000K

Non Dimmable

- F02614HA001
- F02614HA006
- F02614HA012
- F02614HA018
- F02614HA030
- F02614HA033
- 1-10V
- F02614HB001
- F02614HB006
- F02614HB012
- F02614HB018
- F02614HB030
- F02614HB033
- Dali
- F02614HD001
- F02614HD006
- F02614HD012
- F02614HD018
- F02614HD030
- F02614HD033



@ 3000K



Energieeffiziente Power-LED-Lichtquelle im Lieferumfang enthalten. Ausgestattet mit integriertem Snoot für einen gesteigerten visuellen Komfort. Der Display mit asymmetrischem Design ist als Zubehör erhältlich. Die als Zubehör erhältlichen Kollimatoren dienen der Regelung der Abstrahlwinkel. Integriertes Netzteil 220-240V mit EIN/AUS-Schalter, dimmbar 1-10V oder durch DALI. Integrierte Stangenhalterung für Stangen mit einem Durchmesser von 60 bis 120 mm und einer Dicke von max. 3 mm. Ausgestattet mit einem 5meter langen Neopren-Kabel (10m auf Anfrage) für die Fernverbindung; zur Gewährleistung werden flexible Kabel für den Außenbereich empfohlen.

Energy-efficient Power LED source included Equipped with an integrated snoot for higher visual comfort: the asymmetrical cut visor is available as an accessory. Collimators are available as an accessory to modify the beam opening. Integrated electric power supply 220-240V ON/OFF and adjustable 1-10V or DALI. Integrated support for pole fixing, for poles with a diameter between 60 and 120 mm and a maximum thickness of 3 mm. Equipped with a 5m neoprene cable (10m upon request) for remote connection. To guarantee its water tightness, it is recommended to use flexible cables designed for outdoor use.

2200K auf Anfrage erhältlich.

2200K available on request.

Optic Spot 14,5°

Power Led: 17W - 1739 lm ≠ FIXT 1443 lm - 2700K/CRI 80 - 220-240V / 17W - 1803 lm ≠ FIXT 1497 lm - 3000K/CRI 80 - 220-240V / 17W - 1868 lm ≠ FIXT 1548 lm - 4000K/CRI 80 - 220-240V

2700K

Non Dimmable

- F02622BA001
- F02622BA006
- F02622BA012
- F02622BA018
- F02622BA030
- F02622BA033
- 1-10V
- F02622BB001
- F02622BB006
- F02622BB012
- F02622BB018
- F02622BB030
- F02622BB033
- Dali
- F02622BD001
- F02622BD006
- F02622BD012
- F02622BD018
- F02622BD030
- F02622BD033

3000K

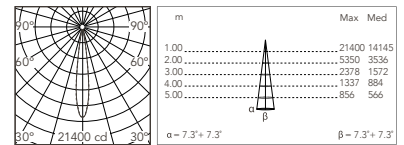
Non Dimmable

- F02623BA001
- F02623BA006
- F02623BA012
- F02623BA018
- F02623BA030
- F02623BA033
- 1-10V
- F02623BB001
- F02623BB006
- F02623BB012
- F02623BB018
- F02623BB030
- F02623BB033
- Dali
- F02623BD001
- F02623BD006
- F02623BD012
- F02623BD018
- F02623BD030
- F02623BD033

4000K

Non Dimmable

- F02624BA001
- F02624BA006
- F02624BA012
- F02624BA018
- F02624BA030
- F02624BA033
- 1-10V
- F02624BB001
- F02624BB006
- F02624BB012
- F02624BB018
- F02624BB030
- F02624BB033
- Dali
- F02624BD001
- F02624BD006
- F02624BD012
- F02624BD018
- F02624BD030
- F02624BD033



@ 3000K

Optic Medium Flood 26°

Power Led: 17W - 1739 lm ≠ FIXT 1336 lm - 2700K/CRI 80 - 220-240V / 17W - 1803 lm ≠ FIXT 1386 lm - 3000K/CRI 80 - 220-240V / 17W - 1868 lm ≠ FIXT 1434 lm - 4000K/CRI 80 - 220-240V

2700K

Non Dimmable

- F02622CA001
- F02622CA006
- F02622CA012
- F02622CA018
- F02622CA030
- F02622CA033
- 1-10V
- F02622CB001
- F02622CB006
- F02622CB012
- F02622CB018
- F02622CB030
- F02622CB033
- Dali
- F02622CD001
- F02622CD006
- F02622CD012
- F02622CD018
- F02622CD030
- F02622CD033

3000K

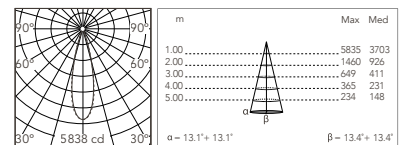
Non Dimmable

- F02623CA001
- F02623CA006
- F02623CA012
- F02623CA018
- F02623CA030
- F02623CA033
- 1-10V
- F02623CB001
- F02623CB006
- F02623CB012
- F02623CB018
- F02623CB030
- F02623CB033
- Dali
- F02623CD001
- F02623CD006
- F02623CD012
- F02623CD018
- F02623CD030
- F02623CD033

4000K

Non Dimmable

- F02624CA001
- F02624CA006
- F02624CA012
- F02624CA018
- F02624CA030
- F02624CA033
- 1-10V
- F02624CB001
- F02624CB006
- F02624CB012
- F02624CB018
- F02624CB030
- F02624CB033
- Dali
- F02624CD001
- F02624CD006
- F02624CD012
- F02624CD018
- F02624CD030
- F02624CD033



@ 3000K

Spine T 2 Ultra Hp

Optic Flood 36°

Power Led: 17W - 1739 lm ≠ FIXT 1302 lm - 2700K/CRI 80 - 220-240V / 17W - 1803 lm ≠ FIXT 1351 lm - 3000K/CRI 80 - 220-240V / 17W - 1868 lm ≠ FIXT 1397 lm - 4000K/CRI 80 - 220-240V

2700K

Non Dimmable

- F02622DA001
- F02622DA006
- F02622DA012
- F02622DA018
- F02622DA030
- F02622DA033
- 1-10V
- F02622DB001
- F02622DB006
- F02622DB012
- F02622DB018
- F02622DB030
- F02622DB033
- Dali
- F02622DD001
- F02622DD006
- F02622DD012
- F02622DD018
- F02622DD030
- F02622DD033

3000K

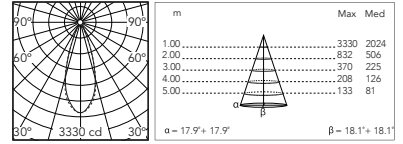
Non Dimmable

- F02623DA001
- F02623DA006
- F02623DA012
- F02623DA018
- F02623DA030
- F02623DA033
- 1-10V
- F02623DB001
- F02623DB006
- F02623DB012
- F02623DB018
- F02623DB030
- F02623DB033
- Dali
- F02623DD001
- F02623DD006
- F02623DD012
- F02623DD018
- F02623DD030
- F02623DD033

4000K

Non Dimmable

- F02624DA001
- F02624DA006
- F02624DA012
- F02624DA018
- F02624DA030
- F02624DA033
- 1-10V
- F02624DB001
- F02624DB006
- F02624DB012
- F02624DB018
- F02624DB030
- F02624DB033
- Dali
- F02624DD001
- F02624DD006
- F02624DD012
- F02624DD018
- F02624DD030
- F02624DD033



@ 3000K

Optic Wide Flood 52°

Power Led: 17W - 1739 lm ≠ FIXT 1303 lm - 2700K/CRI 80 - 220-240V / 17W - 1803 lm ≠ FIXT 1357 lm - 3000K/CRI 80 - 220-240V / 17W - 1868 lm ≠ FIXT 1411 lm - 4000K/CRI 80 - 220-240V

2700K

Non Dimmable

- F02622EA001
- F02622EA006
- F02622EA012
- F02622EA018
- F02622EA030
- F02622EA033
- 1-10V
- F02622EB001
- F02622EB006
- F02622EB012
- F02622EB018
- F02622EB030
- F02622EB033
- Dali
- F02622ED001
- F02622ED006
- F02622ED012
- F02622ED018
- F02622ED030
- F02622ED033

3000K

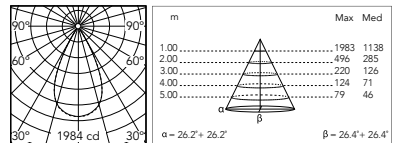
Non Dimmable

- F02623EA001
- F02623EA006
- F02623EA012
- F02623EA018
- F02623EA030
- F02623EA033
- 1-10V
- F02623EB001
- F02623EB006
- F02623EB012
- F02623EB018
- F02623EB030
- F02623EB033
- Dali
- F02623ED001
- F02623ED006
- F02623ED012
- F02623ED018
- F02623ED030
- F02623ED033

4000K

Non Dimmable

- F02624EA001
- F02624EA006
- F02624EA012
- F02624EA018
- F02624EA030
- F02624EA033
- 1-10V
- F02624EB001
- F02624EB006
- F02624EB012
- F02624EB018
- F02624EB030
- F02624EB033
- Dali
- F02624ED001
- F02624ED006
- F02624ED012
- F02624ED018
- F02624ED030
- F02624ED033



@ 3000K

Optic Elliptical 1 14° x 50°

Power Led: 17W - 1739 lm ≠ FIXT 1315 lm - 2700K/CRI 80 - 220-240V / 17W - 1803 lm ≠ FIXT 1364 lm - 3000K/CRI 80 - 220-240V / 17W - 1868 lm ≠ FIXT 1410 lm - 4000K/CRI 80 - 220-240V

2700K

Non Dimmable

- F02622FA001
- F02622FA006
- F02622FA012
- F02622FA018
- F02622FA030
- F02622FA033
- 1-10V
- F02622FB001
- F02622FB006
- F02622FB012
- F02622FB018
- F02622FB030
- F02622FB033
- Dali
- F02622FD001
- F02622FD006
- F02622FD012
- F02622FD018
- F02622FD030
- F02622FD033

3000K

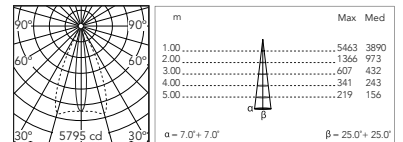
Non Dimmable

- F02623FA001
- F02623FA006
- F02623FA012
- F02623FA018
- F02623FA030
- F02623FA033
- 1-10V
- F02623FB001
- F02623FB006
- F02623FB012
- F02623FB018
- F02623FB030
- F02623FB033
- Dali
- F02623FD001
- F02623FD006
- F02623FD012
- F02623FD018
- F02623FD030
- F02623FD033

4000K

Non Dimmable

- F02624FA001
- F02624FA006
- F02624FA012
- F02624FA018
- F02624FA030
- F02624FA033
- 1-10V
- F02624FB001
- F02624FB006
- F02624FB012
- F02624FB018
- F02624FB030
- F02624FB033
- Dali
- F02624FD001
- F02624FD006
- F02624FD012
- F02624FD018
- F02624FD030
- F02624FD033



@ 3000K

Spine T 2 Ultra Hp

Optic Elliptical 2 25° x 52°

Power Led: 17W - 1739 lm ≠ FIXT 1298 lm - 2700K/CRI 80 - 220-240V / 17W - 1803 lm ≠ FIXT 1351 lm - 3000K/CRI 80 - 220-240V / 17W - 1868 lm ≠ FIXT 1393 lm - 4000K/CRI 80 - 220-240V

2700K

Non Dimmable

- F02622GA001
- F02622GA006
- F02622GA012
- F02622GA018
- F02622GA030
- F02622GA033

1-10V

- F02622GB001
- F02622GB006
- F02622GB012
- F02622GB018
- F02622GB030
- F02622GB033

Dali

- F02622GD001
- F02622GD006
- F02622GD012
- F02622GD018
- F02622GD030
- F02622GD033

3000K

Non Dimmable

- F02623GA001
- F02623GA006
- F02623GA012
- F02623GA018
- F02623GA030
- F02623GA033

1-10V

- F02623GB001
- F02623GB006
- F02623GB012
- F02623GB018
- F02623GB030
- F02623GB033

Dali

- F02623GD001
- F02623GD006
- F02623GD012
- F02623GD018
- F02623GD030
- F02623GD033

4000K

Non Dimmable

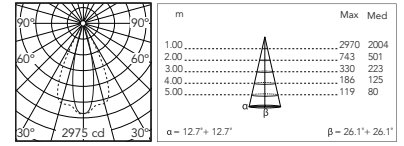
- F02624GA001
- F02624GA006
- F02624GA012
- F02624GA018
- F02624GA030
- F02624GA033

1-10V

- F02624GB001
- F02624GB006
- F02624GB012
- F02624GB018
- F02624GB030
- F02624GB033

Dali

- F02624GD001
- F02624GD006
- F02624GD012
- F02624GD018
- F02624GD030
- F02624GD033



@ 3000K

Optic Wall Washer

Power Led: 17W - 1739 lm ≠ FIXT 1277 lm - 2700K/CRI 80 - 220-240V / 17W - 1803 lm ≠ FIXT 1325 lm - 3000K/CRI 80 - 220-240V / 17W - 1868 lm ≠ FIXT 1370 lm - 4000K/CRI 80 - 220-240V

2700K

Non Dimmable

- F02622HA001
- F02622HA006
- F02622HA012
- F02622HA018
- F02622HA030
- F02622HA033

1-10V

- F02622HB001
- F02622HB006
- F02622HB012
- F02622HB018
- F02622HB030
- F02622HB033

Dali

- F02622HD001
- F02622HD006
- F02622HD012
- F02622HD018
- F02622HD030
- F02622HD033

3000K

Non Dimmable

- F02623HA001
- F02623HA006
- F02623HA012
- F02623HA018
- F02623HA030
- F02623HA033

1-10V

- F02623HB001
- F02623HB006
- F02623HB012
- F02623HB018
- F02623HB030
- F02623HB033

Dali

- F02623HD001
- F02623HD006
- F02623HD012
- F02623HD018
- F02623HD030
- F02623HD033

4000K

Non Dimmable

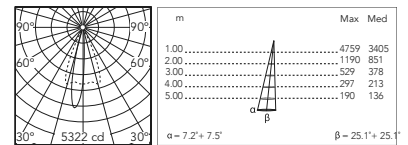
- F02624HA001
- F02624HA006
- F02624HA012
- F02624HA018
- F02624HA030
- F02624HA033

1-10V

- F02624HB001
- F02624HB006
- F02624HB012
- F02624HB018
- F02624HB030
- F02624HB033


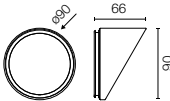

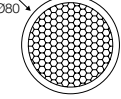

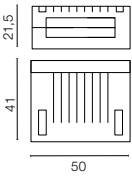

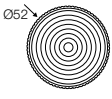

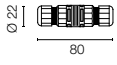

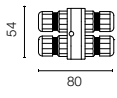

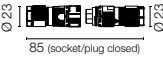

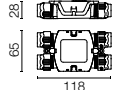
Dali

- F02624HD001
- F02624HD006
- F02624HD012
- F02624HD018
- F02624HD030
- F02624HD033



@ 3000K

Spine T 2 Ultra: Zubehörteile / Accessories

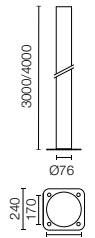
Viewer	Visor	<ul style="list-style-type: none"> ○ F026Z050001 ● F026Z050006 ● F026Z050012 ● F026Z050018 ● F026Z050030 ● F026Z050033 		
Honeycomb	Honeycomb Louvre	F026Z060000		
IPX8 Gelbox für den elektrischen Anschluss.	Gelbox IPX8 for splicing connectors.	F990C110000		
Konverterlinse / Converter lenses:				
- Converter Spine 2 Optic Medium Flood		F029Z020000		
- Converter Spine 2 Optic Flood		F029Z021000		
- Converter Spine 2 Optic Wide Flood		F029Z022000		
- Converter Spine 2 Optic Elliptic 1		F029Z023000		
- Converter Spine 2 Optic Elliptic 2		F029Z024000		
- Converter Spine 2 Optic Wall Washer		F029Z025000		
Verbindungssystem, IP68, 2-Wege-H2O-Antikondensat, 4-polig.	2 way terminal block 4 poles IP68 H2O Stop.	F990C00A000		
Verbindungssystem, IP68, 3/4-Wege-H2O-Antikondensat, 4-polig, (ø5,5÷12mm Kabel).	3/4 way terminal block 4 poles IP68 H2O Stop. (ø5,5÷12mm cable).	F990C010000		
5-poliger Steckersatz mit fliegendem Stecker + EU-Stecker IP68.	Connector kit 5-pole flying socket + EU plug IP68.	F990C080000		
4-Wege-Abzweigdose 5-polig, IP68 (6-14 mm-Kabel).	4 way junction box 5 poles IP68 (6-14 mm cables).	F990C030000		

Spine T: Zubehörteile / Accessories

Stange Spine Ø76 mm aus lackiertem Aluminium mit Standfuß.

Spine, Ø76 mm, painted aluminum pole with foot.

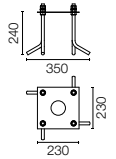
- H: 3000 mm
- F026Z200006
 - F026Z200018
 - F026Z200033
- H: 4000 mm
- F026Z210006
 - F026Z210018
 - F026Z210033



Grundplatte mit Bolzen für Aluminiummast Ø76 mm mit Sockelversion.

Base plate with bolt for aluminium Pole Ø76 mm with base version.

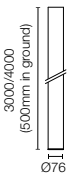
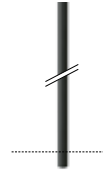
F990G300000



Spieß Spine Ø76 mm aus lackiertem Aluminium für die Verankerung im Erdreich (+500 mm im Boden).

Spine, Ø76 mm, painted aluminum pole for in ground installation (+500 mm into the ground)

- H: 3000 mm
- F026Z220006
 - F026Z220018
 - F026Z220033
- H: 4000 mm
- F026Z230006
 - F026Z230018
 - F026Z230033



Mit Boden und Zugangstür. Mit Terminal Block 4x1,5-16mmq.

Pole Ø76 mm with Base and Access Door. With Terminal Block 4x1,5-16mmq.


- H 3500 mm
- FA24806
 - FA24833
- H 4500 mm
- FA24906
 - FA24933



Bodeneinbau (+500 mm Wurzel) Mit Zugangstür. Mit Terminal Block 4x1,5-16mmq.

Pole Ø76 mm In-Ground (+500 mm Root) With Access Door With Terminal Block 4x1,5-16mmq

- H 3500 mm
- FA25006
 - FA25033
- H 4500 mm
- FA25106
 - FA25133



Mit Boden und Zugangstür. Mit Terminal Block 4x1,5-16mmq.

Pole Ø102 mm with Base and Access Door. With Terminal Block 4x1,5-16mmq.

- H 4000 mm
- FA414006
 - FA414033
- H 5000 mm
- FA415006
 - FA415033



Bodeneinbau (+500 mm Wurzel) Mit Zugangstür. Mit Terminal Block 4x1,5-16mmq.

Pole Ø102 mm In-Ground (+500 mm Root) With Access Door With Terminal Block 4x1,5-16mmq

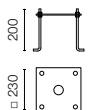
- H 4000 mm
- FA414506
 - FA414533
- H 5000 mm
- FA415506
 - FA415533



Bolzenplatte für Masten Ø76 mm oder Ø102 mm mit Sockel.

Bolt plate for Pole Ø76 mm or Ø102 mm with base.

FA116



Pointbreak

Designed by Piero Lissoni





Pointbreak Ballisage 2




Pointbreak Wall 1





Familie / Family

Pointbreak Bollard 1



Power Led

5,6W
274 lm - 2700K/CRI 80
285 lm - 3000K/CRI 80
307 lm - 4000K/CRI 80
[2200K available on request.](#)

Pointbreak Balisage 1



Power Led

5,6W
274 lm - 2700K/CRI 80
285 lm - 3000K/CRI 80
307 lm - 4000K/CRI 80
[2200K available on request.](#)

Pointbreak Bollard 2



Power Led

12,5W
600 lm - 2700K/CRI 80
624 lm - 3000K/CRI 80
672 lm - 4000K/CRI 80
[2200K available on request.](#)

Pointbreak Balisage 2



Power Led

12,5W
600 lm - 2700K/CRI 80
624 lm - 3000K/CRI 80
672 lm - 4000K/CRI 80
[2200K available on request.](#)

Ausführungen / Colours



01 White



06 Grey



12 Forest Green



18 Deep Brown



30 Black



33 Anthracite

Pointbreak Wall 0



Power Led

2,1W

up to 101 lm - 2700K/CRI 80

up to 104 lm - 3000K/CRI 80

up to 108 lm - 4000K/CRI 80

2200K available on request.

Power Led

3,1W

up to 2x101 lm - 2700K/CRI 80

up to 2x104 lm - 3000K/CRI 80

up to 2x108 lm - 4000K/CRI 80

2200K available on request.

Pointbreak Wall 1



Power Led

5,5W

319 lm - 2700K/CRI 80

335 lm - 3000K/CRI 80

367 lm - 4000K/CRI 80

Power Led

12W

2x319 lm - 2700K/CRI 80

2x335 lm - 3000K/CRI 80

2x367 lm - 4000K/CRI 80

Pointbreak Wall 2



Power Led

17W

1108 lm - 2700K/CRI 80

1149 lm - 3000K/CRI 80

1190 lm - 4000K/CRI 80

2200K available on request.

Power Led

32W

2x1108 lm - 2700K/CRI 80

2x1149 lm - 3000K/CRI 80

2x1190 lm - 4000K/CRI 80

2200K available on request.

Pointbreak Ceiling 0



Power Led

2,1W

up to 101 lm - 2700K/CRI 80

up to 104 lm - 3000K/CRI 80

up to 108 lm - 4000K/CRI 80

2200K available on request.

Pointbreak Ceiling 1



Power Led

5,5W

319 lm - 2700K/CRI 80

335 lm - 3000K/CRI 80

367 lm - 4000K/CRI 80

Pointbreak Ceiling 2



Power Led

17W

1108 lm - 2700K/CRI 80

1149 lm - 3000K/CRI 80

1190 lm - 4000K/CRI 80

2200K available on request.

Pointbreak Bollard

Kollektion von Außenpollern mit exklusivem Design und LED-Lichtquelle, die sich durch eine Hochleistungsoptik auszeichnet.

Die exklusive Squircle-Form ist in zwei Größen und drei Höhen erhältlich. Gehäusestruktur aus stranggepresstem Aluminium, Leuchtenkopf aus Aluminiumdruckguss, Diffusor aus transparentem Polycarbonat mit kratzfester Oberflächenbehandlung und UV-stabilisiert. Die im Kopf integrierte Optik ermöglicht einen asymmetrischen, radial nach unten gerichteten Lichtaustritt, der in Kombination mit dem absolut schwarz lackierten Aluminiumreflektor indirekte Reflexionen vermeidet, um die geltenden Gesetze zur Lichtverschmutzung einzuhalten.

Erhältlich in verschiedenen Ausführungen mit zweischichtiger Pulverbeschichtung und chemischer Oberflächenbehandlung zur Gewährleistung einer hohen Korrosionsbeständigkeit.

Die Bollard-Versionen können einfach auf jeder Art von Boden mit Dübeln installiert werden, indem man den hochfesten, korrosionsfreien Technopolymer-Sockel und das Befestigungselement verwendet, das eine präzise Einstellung ermöglicht, oder indem man die spezifische Zubehör-Ankerplatte verwendet, um den Sockel des Produkts vollständig in den Boden zu integrieren. Die Verankerungsbeschläge bestehen aus AISI 316L, bräunlich für dunkle Ausführungen.

Pointbreak Balisage

Kollektion von Teil-Einbauleuchten für den Außenbereich mit exklusivem Design und LED-Lichtquelle, gekennzeichnet durch eine Hochleistungsoptik.

Die exklusive Squircle-Form ist in zwei Größen und drei Höhen erhältlich. Gehäusestruktur aus stranggepresstem Aluminium, Leuchtenkopf aus Aluminiumdruckguss, Diffusor aus transparentem Polycarbonat mit kratzfester Oberflächenbehandlung und UV-stabilisiert. Die im Kopf integrierte Optik ermöglicht einen asymmetrischen, radial nach unten gerichteten Lichtaustritt, der in Kombination mit dem absolut schwarz lackierten Aluminiumreflektor indirekte Reflexionen vermeidet, um die geltenden Gesetze zur Lichtverschmutzung einzuhalten.

Erhältlich in verschiedenen Ausführungen mit zweischichtiger Pulverbeschichtung und chemischer Oberflächenbehandlung zur Gewährleistung einer hohen Korrosionsbeständigkeit.

Patentierter Anti-Korrosions-Behandlung (ACT) für das Bodenbauteil.

Die Balisage-Versionen werden einfach mit einer speziellen obligatorischen Schalung, die separat bestellt werden muss, im Boden installiert.

Pointbreak Wall

Kollektion von Außenwandleuchten mit exklusivem Design und LED-Lichtquelle, gekennzeichnet durch eine Hochleistungsoptik.

Die exklusive Squircle-Form ist in drei Größen erhältlich, mit unidirektionaler oder bidirektionaler Abstrahlung. Struktur aus Aluminiumdruckguss mit transparentem Abdeckglas. Die integrierte Optik, die sich im unteren Teil befindet, verwendet patentierte Linsen und ist durch eine absolut schwarze Abschirmung geschützt, um den Sehkomfort zu optimieren und gleichzeitig eine hohe Leistung zu gewährleisten.

Erhältlich in verschiedenen Ausführungen mit zweischichtiger Pulverbeschichtung und chemischer Konversions-Oberflächenbehandlung, um eine hohe Korrosionsbeständigkeit zu gewährleisten.

Die Montage erfolgt über einen hochfesten, korrosionsfreien PBT-Bügel (Polybutylenterephthalat). Doppelte Kabelverschraubung, die direkt am Leuchtenkörper installiert ist, um die ankommende und abgehende Verdrahtung zu ermöglichen.

Pointbreak Ceiling

Kollektion von Deckenleuchten für den Außenbereich mit exklusivem Design und LED-Lichtquelle, gekennzeichnet durch eine Hochleistungsoptik.

Die exklusive Squircle-Form ist in drei Größen erhältlich. Struktur aus Aluminiumguss mit transparentem Abdeckglas. Die integrierte Optik, die sich im unteren Teil befindet, verwendet patentierte Linsen und ist durch eine absolut schwarze Abschirmung geschützt, um den Sehkomfort zu optimieren und gleichzeitig eine hohe Leistung zu gewährleisten.

Erhältlich in verschiedenen Ausführungen mit zweischichtiger Pulverbeschichtung und chemischer Konversions-Oberflächenbehandlung, um eine hohe Korrosionsbeständigkeit zu gewährleisten.

Die Installation erfolgt über ein Spannelement, das eine präzise Einstellung ermöglicht. Doppelte Kabelverschraubung, die direkt am Leuchtenkörper installiert wird, um die ankommende und abgehende Verdrahtung zu ermöglichen.

Pointbreak Bollard

Collection of outdoor bollards with an exclusive design and LED light source, characterized by high-performance optics. The unique squircle shape is available in three sizes and three heights. The body structure comes in extruded aluminum, the head of the luminaire in cast aluminum, and the diffuser is made of transparent, UV-stabilized polycarbonate with scratch-resistant surface treatment. The optics integrated in the head allows an asymmetric, downward radial light emission that, combined with an aluminum reflector painted in absolute black, avoids indirect reflections in compliance with current light pollution laws.

Available in different finishes with a double layer of powder coating and chemical conversion surface treatment to ensure high resistance against corrosion.

Bollard versions may be easily installed on any flooring on the ground with anchors by using the high-resistance, corrosion-free technopolymer base and a fixing element, allowing a fine adjustment; or by using the specific accessory anchoring plate for a flawless integration of the base of the product with the ground. The anchoring hardware is made of AISI 316L burnished for dark finishes.

Pointbreak Balisage

Collection of partially-recessed outdoor luminaires with an exclusive design and LED light source, characterized by high-performance optics.

The unique squircle shape is available in two sizes and two heights. The body structure comes in extruded aluminum, the head of the luminaire in cast aluminum, and the diffuser is made of transparent, UV-stabilized polycarbonate with scratch-resistant surface treatment. The optics integrated in the head allows an asymmetric, downward radial light emission that, combined with an aluminum reflector painted in absolute black, avoids indirect reflections in compliance with current light pollution laws.

Available in different finishes with a double layer of powder coating and chemical conversion surface treatment to ensure high resistance against corrosion.

Patented anticorrosive treatment (ACT) for the part fitted into the ground.

Balisage versions are easily installed on the ground with a mandatory special box for installation, to be ordered separately.

Pointbreak Wall

Collection of outdoor wall luminaires with an exclusive design and LED light source, characterized by high-performance optics.

The unique squircle shape is available in three sizes, with uni- or bi-directional emission. Cast aluminum structure with transparent closing glass. The integrated optics, located at the bottom, uses patented lenses and is protected by an absolute black screening to optimize visual comfort while maintaining high performance.

Available in different finishes with a double layer of powder coating and chemical conversion surface treatment to ensure high resistance against corrosion.

The installation is made using a highly resistant and corrosion-free PBT (polybutylterephtalate) bracket. Double cable gland installed directly in the body of the luminaire for inlet and outlet connection.

Pointbreak Ceiling

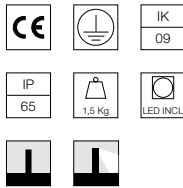
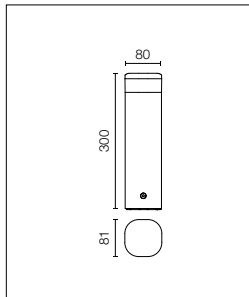
Collection of outdoor ceiling luminaires with an exclusive design and LED light source, characterized by high-performance optics.

The unique squircle shape is available in three sizes. Cast aluminum structure with transparent closing glass. The integrated optics, located at the bottom, uses patented lenses and is protected by an absolute black screening to optimize visual comfort while maintaining high performance.

Available in different finishes with a double layer of powder coating and chemical conversion surface treatment to ensure high resistance against corrosion.

Installation is made with a fixing component that allows a fine adjustment. Double cable gland installed directly in the body of the luminaire for inlet and outlet connection.

Pointbreak Bollard 1 - 300



Inklusive LED-Lichtquelle. Integrierte Spannungsversorgung 220-240 V ON/OFF und dimmbar 1-10 V oder DALI. Ausgestattet mit einem Stück Neopren-Ausgangskabel. IP68 Abzweigsystem muss separat bestellt werden. Die Leuchte kann mit Hilfe von Dübeln einfach auf jedem Bodentyp installiert werden. Die Ankerplatte für den Einbau in Betonpflaster muss separat bestellt werden.

LED light source included. Integrated 220-240V ON/OFF and 1-10V/DALI dimmable electrical power. Equipped with one piece of neoprene output cable. IP68 junction system to be ordered separately. The luminaire may be easily installed on any type of floor with anchors. The anchoring plate for installation on flooring to be concreted must be ordered separately.

2200K auf Anfrage erhältlich.

2200K available on request.

Mid - Power Led: 5,6W - 576 lm ≠ FIXT 274 lm - 2700K/CRI>80 - 220-240V / 5,6W - 600 lm ≠ FIXT 285 lm - 3000K/CRI>80 - 220-240V / 5,6W - 625 lm ≠ FIXT 307 lm - 4000/CRI>80 - 220-240V

2700K

Non Dimmable

- F023E2AA001
- F023E2AA006
- F023E2AA012
- F023E2AA018
- F023E2AA030
- F023E2AA033
- 1-10V
- F023E2AB001
- F023E2AB006
- F023E2AB012
- F023E2AB018
- F023E2AB030
- F023E2AB033
- Dali
- F023E2AD001
- F023E2AD006
- F023E2AD012
- F023E2AD018
- F023E2AD030
- F023E2AD033

3000K

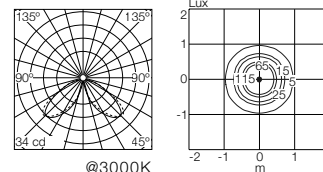
Non Dimmable

- F023E3AA001
- F023E3AA006
- F023E3AA012
- F023E3AA018
- F023E3AA030
- F023E3AA033
- 1-10V
- F023E3AB001
- F023E3AB006
- F023E3AB012
- F023E3AB018
- F023E3AB030
- F023E3AB033
- Dali
- F023E3AD001
- F023E3AD006
- F023E3AD012
- F023E3AD018
- F023E3AD030
- F023E3AD033

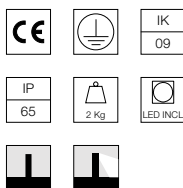
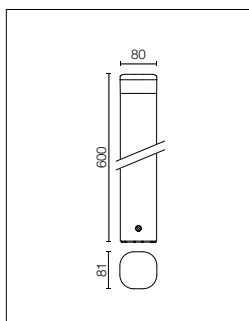
4000K

Non Dimmable

- F023E4AA001
- F023E4AA006
- F023E4AA012
- F023E4AA018
- F023E4AA030
- F023E4AA033
- 1-10V
- F023E4AB001
- F023E4AB006
- F023E4AB012
- F023E4AB018
- F023E4AB030
- F023E4AB033
- Dali
- F023E4AD001
- F023E4AD006
- F023E4AD012
- F023E4AD018
- F023E4AD030
- F023E4AD033



Pointbreak Bollard 1 - 600



Inklusive LED-Lichtquelle. Integrierte Spannungsversorgung 220-240 V ON/OFF und dimmbar 1-10 V oder DALI. Ausgestattet mit einem Stück Neopren-Ausgangskabel. IP68 Abzweigsystem muss separat bestellt werden. Die Leuchte kann mit Hilfe von Dübeln einfach auf jedem Bodentyp installiert werden. Die Ankerplatte für den Einbau in Betonpflaster muss separat bestellt werden.

LED light source included. Integrated 220-240V ON/OFF and 1-10V/DALI dimmable electrical power. Equipped with one piece of neoprene output cable. IP68 junction system to be ordered separately. The luminaire may be easily installed on any type of floor with anchors. The anchoring plate for installation on flooring to be concreted must be ordered separately.

2200K auf Anfrage erhältlich.

2200K available on request.

Mid - Power Led: 5,6W - 576 lm ≠ FIXT 274 lm - 2700K/CRI>80 - 220-240V / 5,6W - 600 lm ≠ FIXT 285 lm - 3000K/CRI>80 - 220-240V / 5,6W - 625 lm ≠ FIXT 307 lm - 4000/CRI>80 - 220-240V

2700K

Non Dimmable

- F023E2BA001
- F023E2BA006
- F023E2BA012
- F023E2BA018
- F023E2BA030
- F023E2BA033
- 1-10V
- F023E2BB001
- F023E2BB006
- F023E2BB012
- F023E2BB018
- F023E2BB030
- F023E2BB033
- Dali
- F023E2BD001
- F023E2BD006
- F023E2BD012
- F023E2BD018
- F023E2BD030
- F023E2BD033

3000K

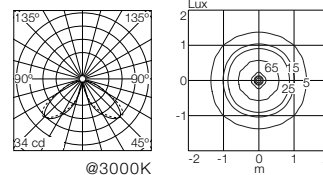
Non Dimmable

- F023E3BA001
- F023E3BA006
- F023E3BA012
- F023E3BA018
- F023E3BA030
- F023E3BA033
- 1-10V
- F023E3BB001
- F023E3BB006
- F023E3BB012
- F023E3BB018
- F023E3BB030
- F023E3BB033
- Dali
- F023E3BD001
- F023E3BD006
- F023E3BD012
- F023E3BD018
- F023E3BD030
- F023E3BD033

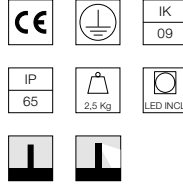
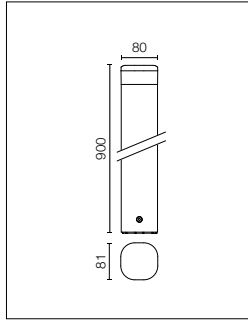
4000K

Non Dimmable

- F023E4BA001
- F023E4BA006
- F023E4BA012
- F023E4BA018
- F023E4BA030
- F023E4BA033
- 1-10V
- F023E4BB001
- F023E4BB006
- F023E4BB012
- F023E4BB018
- F023E4BB030
- F023E4BB033
- Dali
- F023E4BD001
- F023E4BD006
- F023E4BD012
- F023E4BD018
- F023E4BD030
- F023E4BD033



Pointbreak Bollard 1 - 900



Inklusive LED-Lichtquelle. Integrierte Spannungsversorgung 220-240 V ON/OFF und dimmbar 1-10 V oder DALI. Ausgestattet mit einem Stück Neopren-Ausgangskabel. IP68 Abzweigsystem muss separat bestellt werden. Die Leuchte kann mit Hilfe von Dübeln einfach auf jedem Bodentyp installiert werden. Die Ankerplatte für den Einbau in Betonpflaster muss separat bestellt werden.

LED light source included. Integrated 220-240V ON/OFF and 1-10V/DALI dimmable electrical power. Equipped with one piece of neoprene output cable. IP68 junction system to be ordered separately. The luminaire may be easily installed on any type of floor with anchors. The anchoring plate for installation on flooring to be concreted must be ordered separately.

2200K auf Anfrage erhältlich.

2200K available on request.

Mid - Power Led: 5,6W - 576 lm ≠ FIXT 274 lm - 2700K/CRI>80 - 220-240V / 5,6W - 600 lm ≠ FIXT 285 lm - 3000K/CRI>80 - 220-240V / 5,6W - 625 lm ≠ FIXT 307 lm - 4000K/CRI>80 - 220-240V

2700K

Non Dimmable

- F023E2CA001
- F023E2CA006
- F023E2CA012
- F023E2CA018
- F023E2CA030
- F023E2CA033

1-10V

- F023E2CB001
- F023E2CB006
- F023E2CB012
- F023E2CB018
- F023E2CB030
- F023E2CB033

Dali

- F023E2CD001
- F023E2CD006
- F023E2CD012
- F023E2CD018
- F023E2CD030
- F023E2CD033

3000K

Non Dimmable

- F023E3CA001
- F023E3CA006
- F023E3CA012
- F023E3CA018
- F023E3CA030
- F023E3CA033

1-10V

- F023E3CB001
- F023E3CB006
- F023E3CB012
- F023E3CB018
- F023E3CB030
- F023E3CB033

Dali

- F023E3CD001
- F023E3CD006
- F023E3CD012
- F023E3CD018
- F023E3CD030
- F023E3CD033

4000K

Non Dimmable

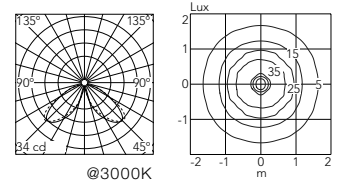
- F023E4CA001
- F023E4CA006
- F023E4CA012
- F023E4CA018
- F023E4CA030
- F023E4CA033

1-10V

- F023E4CB001
- F023E4CB006
- F023E4CB012
- F023E4CB018
- F023E4CB030
- F023E4CB033

Dali

- F023E4CD001
- F023E4CD006
- F023E4CD012
- F023E4CD018
- F023E4CD030
- F023E4CD033



Pointbreak Mono Emission 180°

Pointbreak Bollard ist auch in einer Version mit einfacher Emission (180°) erhältlich, dank eines speziell geformten Verschlusses, der in die wasserdichte optische Einheit integriert ist.

Pointbreak Bollard is also available as a single-emission version (180°) thanks to a special shaped shutter integrated in the watertight optical unit.

Auf Wunsch kann der Lichtaustritt auf 90° oder 270° modifiziert werden.

On request, the beam can be modified to 90° or 270°.



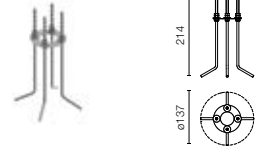
* Vorläufige technische Daten und Fotometrien. / Preliminary technical specs and photometries.

Pointbreak: Zubehör / Accessories

Stiftschraubenplatte.

Base plate with bolt.


Pointbreak Bollard 1
F023Z050000



Überspannungsschutzgerät.
275 Vac. Maximaler
Entladestrom 10KA
(8 / 20us). Maximaler
Betriebsstrom 5A. Geeignet
für Reihenschaltung. IP66.

Surge protection device.
275Vac. Maximum discharge
current 10KA (8/20us).
Maximum operating current
5A. Suitable for series
connection. IP66.

Pointbreak Bollard
F990E00A000



Pointbreak: Zubehör für nicht dimmbare Versionen / Accessories for non-dimmable versions

Verbindungssystem, IP68,
2-Wege-H2O-Antikondensat,
4-polig.

2 way terminal block 4 poles
IP68 H2O Stop.

F990C00A000



Verbindungssystem,
IP68, 3/4-Wege-H2O-
Antikondensat, 4-polig,
(ø5,5÷12mm Kabel).

3/4 way terminal block 4 poles
IP68 H2O Stop. (ø5,5÷12mm
cable).

F990C010000



Pointbreak: Zubehör für dimmbare Versionen / Accessories for dimmable versions

5-poliger Steckersatz mit
fliegendem Stecker + EU-
Stecker IP68.

Connector kit 5-pole flying
socket + EU plug IP68.

F990C080000



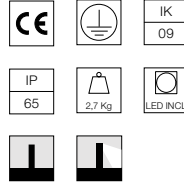
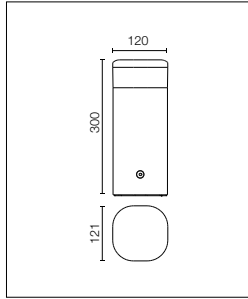
4-Wege-Abzweigdose
5-polig, IP68 (6-14 mm-
Kabel).

4 way junction box 5 poles
IP68 (6-14 mm cables).

F990C030000



Pointbreak Bollard 2 - 300



Inklusive LED-Lichtquelle. Integrierte Spannungsversorgung 220-240 V ON/OFF und dimmbar 1-10 V oder DALI. Ausgestattet mit einem Stück Neopren-Ausgangskabel. IP68 Abzweigsystem muss separat bestellt werden. Die Leuchte kann mit Hilfe von Dübeln einfach auf jedem Bodentyp installiert werden. Die Ankerplatte für den Einbau in Betonpflaster muss separat bestellt werden.

LED light source included. Integrated 220-240V ON/OFF and 1-10V/DALI dimmable electrical power. Equipped with one piece of neoprene output cable. IP68 junction system to be ordered separately. The luminaire may be easily installed on any type of floor with anchors. The anchoring plate for installation on flooring to be concreted must be ordered separately.

2200K auf Anfrage erhältlich.

2200K available on request.

Mid - Power Led: 12,5W - 1374 lm ≠ FIXT 600 lm - 2700K/CRI>80 - 220-240V / 12,5W - 1429 lm ≠ FIXT 624 lm - 3000K/CRI>80 - 220-240V / 12,5W - 1538 lm ≠ FIXT 672 lm - 4000K/CRI>80 - 220-240V

2700K

Non Dimmable

- F023F2AA001
- F023F2AA006
- F023F2AA012
- F023F2AA018
- F023F2AA030
- F023F2AA033
- 1-10V
- F023F2AB001
- F023F2AB006
- F023F2AB012
- F023F2AB018
- F023F2AB030
- F023F2AB033
- Dali
- F023F2AD001
- F023F2AD006
- F023F2AD012
- F023F2AD018
- F023F2AD030
- F023F2AD033

3000K

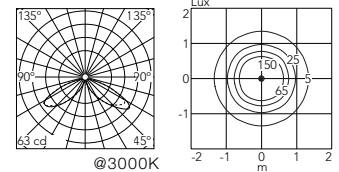
Non Dimmable

- F023F3AA001
- F023F3AA006
- F023F3AA012
- F023F3AA018
- F023F3AA030
- F023F3AA033
- 1-10V
- F023F3AB001
- F023F3AB006
- F023F3AB012
- F023F3AB018
- F023F3AB030
- F023F3AB033
- Dali
- F023F3AD001
- F023F3AD006
- F023F3AD012
- F023F3AD018
- F023F3AD030
- F023F3AD033

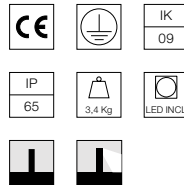
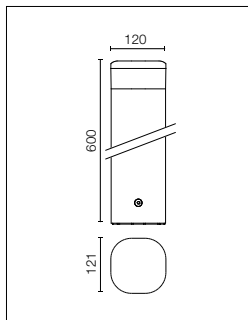
4000K

Non Dimmable

- F023F4AA001
- F023F4AA006
- F023F4AA012
- F023F4AA018
- F023F4AA030
- F023F4AA033
- 1-10V
- F023F4AB001
- F023F4AB006
- F023F4AB012
- F023F4AB018
- F023F4AB030
- F023F4AB033
- Dali
- F023F4AD001
- F023F4AD006
- F023F4AD012
- F023F4AD018
- F023F4AD030
- F023F4AD033



Pointbreak Bollard 2 - 600



Inklusive LED-Lichtquelle. Integrierte Spannungsversorgung 220-240 V ON/OFF und dimmbar 1-10 V oder DALI. Ausgestattet mit einem Stück Neopren-Ausgangskabel. IP68 Abzweigsystem muss separat bestellt werden. Die Leuchte kann mit Hilfe von Dübeln einfach auf jedem Bodentyp installiert werden. Die Ankerplatte für den Einbau in Betonpflaster muss separat bestellt werden.

LED light source included. Integrated 220-240V ON/OFF and 1-10V/DALI dimmable electrical power. Equipped with one piece of neoprene output cable. IP68 junction system to be ordered separately. The luminaire may be easily installed on any type of floor with anchors. The anchoring plate for installation on flooring to be concreted must be ordered separately.

2200K auf Anfrage erhältlich.

2200K available on request.

Mid - Power Led: 12,5W - 1374 lm ≠ FIXT 600 lm - 2700K/CRI>80 - 220-240V / 12,5W - 1429 lm ≠ FIXT 624 lm - 3000K/CRI>80 - 220-240V / 12,5W - 1538 lm ≠ FIXT 672 lm - 4000K/CRI>80 - 220-240V

2700K

Non Dimmable

- F023F2BA001
- F023F2BA006
- F023F2BA012
- F023F2BA018
- F023F2BA030
- F023F2BA033
- 1-10V
- F023F2BB001
- F023F2BB006
- F023F2BB012
- F023F2BB018
- F023F2BB030
- F023F2BB033
- Dali
- F023F2BD001
- F023F2BD006
- F023F2BD012
- F023F2BD018
- F023F2BD030
- F023F2BD033

3000K

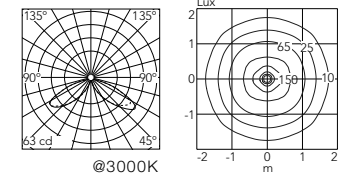
Non Dimmable

- F023F3BA001
- F023F3BA006
- F023F3BA012
- F023F3BA018
- F023F3BA030
- F023F3BA033
- 1-10V
- F023F3BB001
- F023F3BB006
- F023F3BB012
- F023F3BB018
- F023F3BB030
- F023F3BB033
- Dali
- F023F3BD001
- F023F3BD006
- F023F3BD012
- F023F3BD018
- F023F3BD030
- F023F3BD033

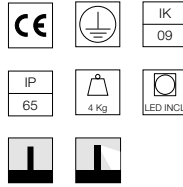
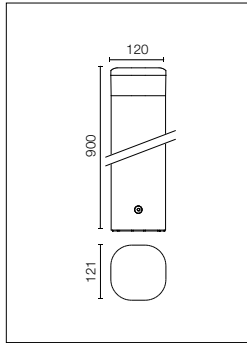
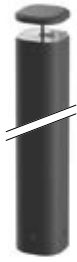
4000K

Non Dimmable

- F023F4BA001
- F023F4BA006
- F023F4BA012
- F023F4BA018
- F023F4BA030
- F023F4BA033
- 1-10V
- F023F4BB001
- F023F4BB006
- F023F4BB012
- F023F4BB018
- F023F4BB030
- F023F4BB033
- Dali
- F023F4BD001
- F023F4BD006
- F023F4BD012
- F023F4BD018
- F023F4BD030
- F023F4BD033



Pointbreak Bollard 2 - 900



Inklusive LED-Lichtquelle.
Integrierte Spannungsversorgung
220-240 V ON/OFF und
dimmbar 1-10 V oder DALI.
Ausgestattet mit einem Stück
Neopren-Ausgangskabel. IP68
Abzweigsystem muss separat
bestellt werden. Die Leuchte
kann mit Hilfe von Dübeln einfach
auf jedem Bodentyp installiert
werden. Die Ankerplatte für den
Einbau in Betonpflaster muss
separat bestellt werden.

LED light source included.
Integrated 220-240V ON/OFF
and 1-10V/DALI dimmable
electrical power. Equipped with
one piece of neoprene output
cable. IP68 junction system to be
ordered separately. The luminaire
may be easily installed on any
type of floor with anchors. The
anchoring plate for installation on
flooring to be concreted must be
ordered separately.

2200K auf Anfrage erhältlich.

2200K available on request.

Mid - Power Led: 12,5W - 1374 lm ≠ FIXT 600 lm - 2700K/CRI>80 - 220-240V / 12,5W - 1429 lm ≠ FIXT 624 lm - 3000K/CRI>80 - 220-240V /
12,5W - 1538 lm ≠ FIXT 672 lm - 4000/CRI>80 - 220-240V

2700K

Non Dimmable

- F023F2CA001
- F023F2CA006
- F023F2CA012
- F023F2CA018
- F023F2CA030
- F023F2CA033

1-10V

- F023F2CB001
- F023F2CB006
- F023F2CB012
- F023F2CB018
- F023F2CB030
- F023F2CB033

Dali

- F023F2CD001
- F023F2CD006
- F023F2CD012
- F023F2CD018
- F023F2CD030
- F023F2CD033

3000K

Non Dimmable

- F023F3CA001
- F023F3CA006
- F023F3CA012
- F023F3CA018
- F023F3CA030
- F023F3CA033

1-10V

- F023F3CB001
- F023F3CB006
- F023F3CB012
- F023F3CB018
- F023F3CB030
- F023F3CB033

Dali

- F023F3CD001
- F023F3CD006
- F023F3CD012
- F023F3CD018
- F023F3CD030
- F023F3CD033

4000K

Non Dimmable

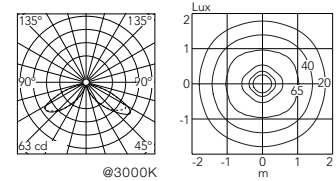
- F023F4CA001
- F023F4CA006
- F023F4CA012
- F023F4CA018
- F023F4CA030
- F023F4CA033

1-10V

- F023F4CB001
- F023F4CB006
- F023F4CB012
- F023F4CB018
- F023F4CB030
- F023F4CB033

Dali

- F023F4CD001
- F023F4CD006
- F023F4CD012
- F023F4CD018
- F023F4CD030
- F023F4CD033



Pointbreak Mono Emission 180°

Pointbreak Bollard ist auch
in einer Version mit einfacher
Emission (180°) erhältlich,
dank eines speziell geformten
Verschlusses, der in die
wasserdichte optische Einheit
integriert ist.


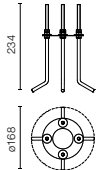

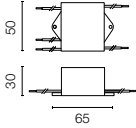
Auf Wunsch kann der
Lichtaustritt auf 90° oder
270° modifiziert werden.

Pointbreak Bollard is also
available as a single-emission
version (180°) thanks to
a special shaped shutter
integrated in the watertight
optical unit.

On request, the beam can be
modified to 90° or 270°.



Pointbreak: Zubehör / Accessories

Stiftschraubenplatte.	Base plate with bolt.	Pointbreak Bollard 2 F023Z060000		
Überspannungsschutzgerät. 275 Vac. Maximaler Entladestrom 10KA (8 / 20us). Maximaler Betriebsstrom 5A. Geeignet für Reihenschaltung. IP66.	Surge protection device. 275Vac. Maximum discharge current 10KA (8/20us). Maximum operating current 5A. Suitable for series connection. IP66.	Pointbreak Bollard F990E00A000		

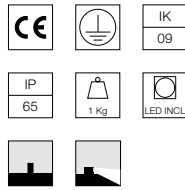
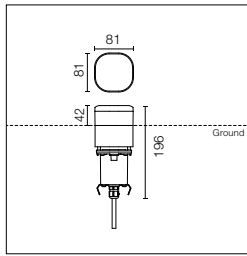
Pointbreak: Zubehör für nicht dimmbare Versionen / Accessories for non-dimmable versions

Verbindungssystem, IP68, 2-Wege-H2O-Antikondensat, 4-polig.	2 way terminal block 4 poles IP68 H2O Stop.	F990C00A000		
Verbindungssystem, IP68, 3/4-Wege-H2O- Antikondensat, 4-polig, (ø5,5÷12mm Kabel).	3/4 way terminal block 4 poles IP68 H2O Stop. (ø5,5÷12mm cable).	F990C010000		

Pointbreak: Zubehör für dimmbare Versionen / Accessories for dimmable versions

5-poliger Steckersatz mit fliegendem Stecker + EU- Stecker IP68.	Connector kit 5-pole flying socket + EU plug IP68.	F990C080000		
4-Wege-Abzweigdose 5-polig, IP68 (6-14 mm- Kabel).	4 way junction box 5 poles IP68 (6-14 mm cables).	F990C030000		

Pointbreak Balisage 1 - 40



Inklusive LED-Lichtquelle.
Integrierte Spannungsversorgung
220-240 V ON/OFF und dimmbar
1-10 V oder DALI.
Ausgestattet mit einem Stück
Neopren-Ausgangskabel. IP68
Abzweigsystem muss separat
bestellt werden. Die Leuchte
muss mit der obligatorischen
Schalung installiert werden, die
separat bestellt werden muss.

LED light source included.
Integrated 220-240V ON/OFF
and 1-10V/DALI dimmable
electrical power. Equipped
with one piece of neoprene
output cable. IP68 junction
system to be ordered separately.
Luminaire must be installed with
mandatory box for installation,
ordered separately.

2200K auf Anfrage erhältlich.

2200K available on request.

Mid - Power Led: 5,6W - 576 lm \neq FIXT 274 lm - 2700K/CRI>80 - 220-240V / 5,6W - 600 lm \neq FIXT 285 lm - 3000K/CRI>80 - 220-240V /
5,6W - 625 lm \neq FIXT 307 lm - 4000/CRI>80 - 220-240V

2700K

Non Dimmable

- F023B2AA001
- F023B2AA006
- F023B2AA012
- F023B2AA018
- F023B2AA030
- F023B2AA033
- 1-10V
- F023B2AB001
- F023B2AB006
- F023B2AB012
- F023B2AB018
- F023B2AB030
- F023B2AB033
- Dali
- F023B2AD001
- F023B2AD006
- F023B2AD012
- F023B2AD018
- F023B2AD030
- F023B2AD033

3000K

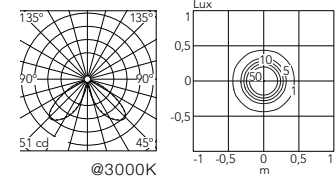
Non Dimmable

- F023B3AA001
- F023B3AA006
- F023B3AA012
- F023B3AA018
- F023B3AA030
- F023B3AA033
- 1-10V
- F023B3AB001
- F023B3AB006
- F023B3AB012
- F023B3AB018
- F023B3AB030
- F023B3AB033
- Dali
- F023B3AD001
- F023B3AD006
- F023B3AD012
- F023B3AD018
- F023B3AD030
- F023B3AD033

4000K

Non Dimmable

- F023B4AA001
- F023B4AA006
- F023B4AA012
- F023B4AA018
- F023B4AA030
- F023B4AA033
- 1-10V
- F023B4AB001
- F023B4AB006
- F023B4AB012
- F023B4AB018
- F023B4AB030
- F023B4AB033
- Dali
- F023B4AD001
- F023B4AD006
- F023B4AD012
- F023B4AD018
- F023B4AD030
- F023B4AD033

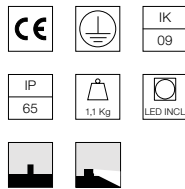
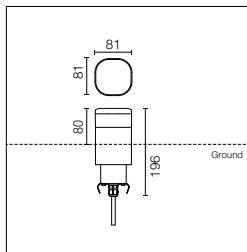


Einbaugehäuse für Bodenmontage / Box for ground installation.

F023Z020000



Pointbreak Balisage 1 - 80



Inklusive LED-Lichtquelle.
Integrierte Spannungsversorgung
220-240 V ON/OFF und dimmbar
1-10 V oder DALI. Ausgestattet
mit einem Stück Neopren-Aus-
gangskabel. IP68 Abzweigsystem
muss separat bestellt werden. Die
Leuchte muss mit der obligatori-
schen Schalung installiert werden,
die separat bestellt werden muss.

LED light source included.
Integrated 220-240V ON/OFF
and 1-10V/DALI dimmable
electrical power. Equipped
with one piece of neoprene
output cable. IP68 junction
system to be ordered separately.
Luminaire must be installed with
mandatory box for installation,
ordered separately.

2200K auf Anfrage erhältlich.

2200K available on request.

Mid - Power Led: 5,6W - 576 lm \neq FIXT 274 lm - 2700K/CRI>80 - 220-240V / 5,6W - 600 lm \neq FIXT 285 lm - 3000K/CRI>80 - 220-240V /
5,6W - 625 lm \neq FIXT 307 lm - 4000/CRI>80 - 220-240V

2700K

Non Dimmable

- F023B2BA001
- F023B2BA006
- F023B2BA012
- F023B2BA018
- F023B2BA030
- F023B2BA033
- 1-10V
- F023B2BB001
- F023B2BB006
- F023B2BB012
- F023B2BB018
- F023B2BB030
- F023B2BB033
- Dali
- F023B2BD001
- F023B2BD006
- F023B2BD012
- F023B2BD018
- F023B2BD030
- F023B2BD033

3000K

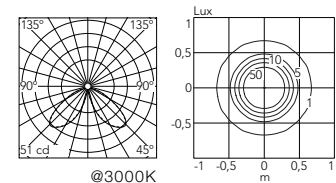
Non Dimmable

- F023B3BA001
- F023B3BA006
- F023B3BA012
- F023B3BA018
- F023B3BA030
- F023B3BA033
- 1-10V
- F023B3BB001
- F023B3BB006
- F023B3BB012
- F023B3BB018
- F023B3BB030
- F023B3BB033
- Dali
- F023B3BD001
- F023B3BD006
- F023B3BD012
- F023B3BD018
- F023B3BD030
- F023B3BD033

4000K

Non Dimmable

- F023B4BA001
- F023B4BA006
- F023B4BA012
- F023B4BA018
- F023B4BA030
- F023B4BA033
- 1-10V
- F023B4BB001
- F023B4BB006
- F023B4BB012
- F023B4BB018
- F023B4BB030
- F023B4BB033
- Dali
- F023B4BD001
- F023B4BD006
- F023B4BD012
- F023B4BD018
- F023B4BD030
- F023B4BD033



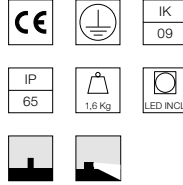
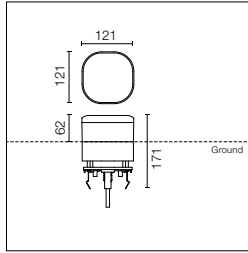
Einbaugehäuse für Bodenmontage / Box for ground installation.

F023Z020000



* Vorläufige technische Daten und Fotometrien. / Preliminary technical specs and photometries.

Pointbreak Balisage 2 - 60



Inklusive LED-Lichtquelle. Integrierte Spannungsversorgung 220-240 V ON/OFF und dimmbar 1-10 V oder DALI. Ausgestattet mit einem Stück Neopren-Ausgangskabel. IP68 Abzweigsystem muss separat bestellt werden. Die Leuchte muss mit der obligatorischen Schalung installiert werden, die separat bestellt werden muss.

LED light source included. Integrated 220-240V ON/OFF and 1-10V/DALI dimmable electrical power. Equipped with one piece of neoprene output cable. IP68 junction system to be ordered separately. Luminaire must be installed with mandatory box for installation, ordered separately.

2200K auf Anfrage erhältlich.

2200K available on request.

Mid - Power Led: 12,5W - 1374 lm ≠ FIXT 600 lm - 2700K/CRI>80 - 220-240V / 12,5W - 1429 lm ≠ FIXT 624 lm - 3000K/CRI>80 - 220-240V / 12,5W - 1538 lm ≠ FIXT 672 lm - 4000/CRI>80 - 220-240V

2700K

Non Dimmable

- F023C2CA001
- F023C2CA006
- F023C2CA012
- F023C2CA018
- F023C2CA030
- F023C2CA033
- 1-10V
- F023C2CB001
- F023C2CB006
- F023C2CB012
- F023C2CB018
- F023C2CB030
- F023C2CB033
- Dali
- F023C2CD001
- F023C2CD006
- F023C2CD012
- F023C2CD018
- F023C2CD030
- F023C2CD033

3000K

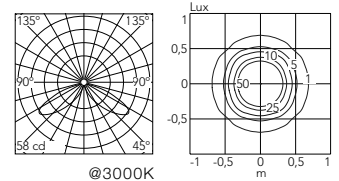
Non Dimmable

- F023C3CA001
- F023C3CA006
- F023C3CA012
- F023C3CA018
- F023C3CA030
- F023C3CA033
- 1-10V
- F023C3CB001
- F023C3CB006
- F023C3CB012
- F023C3CB018
- F023C3CB030
- F023C3CB033
- Dali
- F023C3CD001
- F023C3CD006
- F023C3CD012
- F023C3CD018
- F023C3CD030
- F023C3CD033

4000K

Non Dimmable

- F023C4CA001
- F023C4CA006
- F023C4CA012
- F023C4CA018
- F023C4CA030
- F023C4CA033
- 1-10V
- F023C4CB001
- F023C4CB006
- F023C4CB012
- F023C4CB018
- F023C4CB030
- F023C4CB033
- Dali
- F023C4CD001
- F023C4CD006
- F023C4CD012
- F023C4CD018
- F023C4CD030
- F023C4CD033

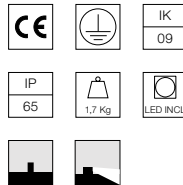
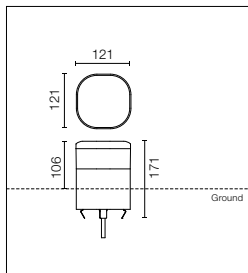


Einbaugehäuse für Bodenmontage / Box for ground installation.

F023Z030000



Pointbreak Balisage 2 - 105



Inklusive LED-Lichtquelle. Integrierte Spannungsversorgung 220-240 V ON/OFF und dimmbar 1-10 V oder DALI. Ausgestattet mit einem Stück Neopren-Ausgangskabel. IP68 Abzweigsystem muss separat bestellt werden. Die Leuchte muss mit der obligatorischen Schalung installiert werden, die separat bestellt werden muss.

LED light source included. Integrated 220-240V ON/OFF and 1-10V/DALI dimmable electrical power. Equipped with one piece of neoprene output cable. IP68 junction system to be ordered separately. Luminaire must be installed with mandatory box for installation, ordered separately.

2200K auf Anfrage erhältlich.

2200K available on request.

Mid - Power Led: 12,5W - 1374 lm ≠ FIXT 600 lm - 2700K/CRI>80 - 220-240V / 12,5W - 1429 lm ≠ FIXT 624 lm - 3000K/CRI>80 - 220-240V / 12,5W - 1538 lm ≠ FIXT 672 lm - 4000/CRI>80 - 220-240V

2700K

Non Dimmable

- F023C2DA001
- F023C2DA006
- F023C2DA012
- F023C2DA018
- F023C2DA030
- F023C2DA033
- 1-10V
- F023C2DB001
- F023C2DB006
- F023C2DB012
- F023C2DB018
- F023C2DB030
- F023C2DB033
- Dali
- F023C2DD001
- F023C2DD006
- F023C2DD012
- F023C2DD018
- F023C2DD030
- F023C2DD033

3000K

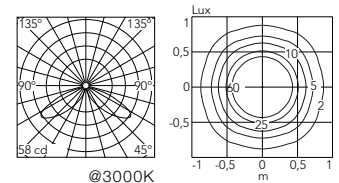
Non Dimmable

- F023C3DA001
- F023C3DA006
- F023C3DA012
- F023C3DA018
- F023C3DA030
- F023C3DA033
- 1-10V
- F023C3DB001
- F023C3DB006
- F023C3DB012
- F023C3DB018
- F023C3DB030
- F023C3DB033
- Dali
- F023C3DD001
- F023C3DD006
- F023C3DD012
- F023C3DD018
- F023C3DD030
- F023C3DD033

4000K

Non Dimmable

- F023C4DA001
- F023C4DA006
- F023C4DA012
- F023C4DA018
- F023C4DA030
- F023C4DA033
- 1-10V
- F023C4DB001
- F023C4DB006
- F023C4DB012
- F023C4DB018
- F023C4DB030
- F023C4DB033
- Dali
- F023C4DD001
- F023C4DD006
- F023C4DD012
- F023C4DD018
- F023C4DD030
- F023C4DD033



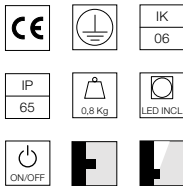
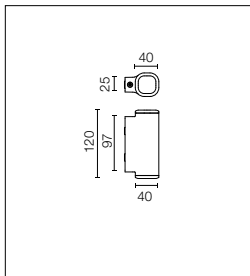
Einbaugehäuse für Bodenmontage / Box for ground installation.

F023Z040000



* Vorläufige technische Daten und Fotometrien. / Preliminary technical specs and photometries.

Pointbreak Wall 0 Up



Inklusive LED-Lichtquelle.
Integrierte 220-240 V ON/
OFF-Stromversorgung.
Ausgestattet mit IP65
Gummitülle und 2-poligen
Schnellanschlussklemmen.

LED light source included.
Integrated 220-240V ON/OFF
electrical power. Equipped
with IP65 rubber grommet and
2-pole quick-connect terminals.

2200K auf Anfrage erhältlich.

2200K available on request.

Optic Spot

Power Led: 2,1W - 139 lm ≠ *FIXT 101 lm - 2700K/CRI>80 - 220-240V / 2,1W - 149 lm ≠ *FIXT 104 lm - 3000K/CRI>80 - 220-240V / 2,1W - 154 lm ≠ *FIXT 108 lm - 4000/CRI>80 - 220-240V

*FIXT lm = Spot Optic

2700K

Non Dimmable

- F023G2EA001
- F023G2EA006
- F023G2EA012
- F023G2EA018
- F023G2EA030
- F023G2EA033

3000K

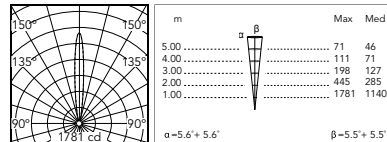
Non Dimmable

- F023G3EA001
- F023G3EA006
- F023G3EA012
- F023G3EA018
- F023G3EA030
- F023G3EA033

4000K

Non Dimmable

- F023G4EA001
- F023G4EA006
- F023G4EA012
- F023G4EA018
- F023G4EA030
- F023G4EA033



@3000K

Optic Medium

Power Led: 2,1W - 139 lm ≠ *FIXT 102 lm - 2700K/CRI>80 - 220-240V / 2,1W - 149 lm ≠ *FIXT 106 lm - 3000K/CRI>80 - 220-240V / 2,1W - 154 lm ≠ *FIXT 110 lm - 4000/CRI>80 - 220-240V

*FIXT lm = Spot Optic

2700K

Non Dimmable

- F023G2FA001
- F023G2FA006
- F023G2FA012
- F023G2FA018
- F023G2FA030
- F023G2FA033

3000K

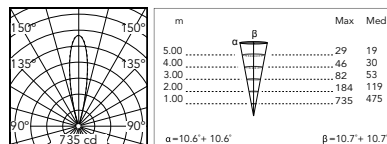
Non Dimmable

- F023G3FA001
- F023G3FA006
- F023G3FA012
- F023G3FA018
- F023G3FA030
- F023G3FA033

4000K

Non Dimmable

- F023G4FA001
- F023G4FA006
- F023G4FA012
- F023G4FA018
- F023G4FA030
- F023G4FA033



@3000K

Optic Flood

Power Led: 2,1W - 139 lm ≠ *FIXT 101 lm - 2700K/CRI>80 - 220-240V / 2,1W - 149 lm ≠ *FIXT 104 lm - 3000K/CRI>80 - 220-240V / 2,1W - 154 lm ≠ *FIXT 108 lm - 4000/CRI>80 - 220-240V

*FIXT lm = Spot Optic

2700K

Non Dimmable

- F023G2GA001
- F023G2GA006
- F023G2GA012
- F023G2GA018
- F023G2GA030
- F023G2GA033

3000K

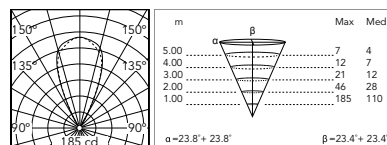
Non Dimmable

- F023G3GA001
- F023G3GA006
- F023G3GA012
- F023G3GA018
- F023G3GA030
- F023G3GA033

4000K

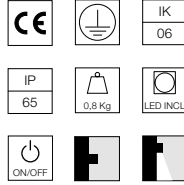
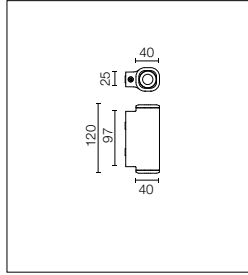
Non Dimmable

- F023G4GA001
- F023G4GA006
- F023G4GA012
- F023G4GA018
- F023G4GA030
- F023G4GA033



@3000K

Pointbreak Wall 0 Down



Inklusive LED-Lichtquelle.
Integrierte 220-240 V ON/
OFF-Stromversorgung.
Ausgestattet mit IP65
Gummitülle und 2-poligen
Schnellanschlussklemmen.

LED light source included.
Integrated 220-240V ON/OFF
electrical power. Equipped
with IP65 rubber grommet and
2-pole quick-connect terminals.

2200K auf Anfrage erhältlich.

2200K available on request.

Optic Spot

Power Led: 2,1W - 139 lm ≠ *FIXT 101 lm - 2700K/CRI>80 - 220-240V / 2,1W - 149 lm ≠ *FIXT 104 lm - 3000K/CRI>80 - 220-240V / 2,1W - 154 lm ≠ *FIXT 108 lm - 4000/CRI>80 - 220-240V
*FIXT lm = Spot Optic

2700K

Non Dimmable

- F023G2JA001
- F023G2JA006
- F023G2JA012
- F023G2JA018
- F023G2JA030
- F023G2JA033

3000K

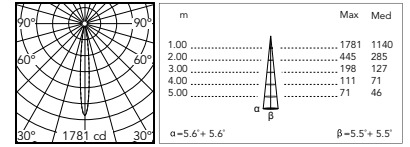
Non Dimmable

- F023G3JA001
- F023G3JA006
- F023G3JA012
- F023G3JA018
- F023G3JA030
- F023G3JA033

4000K

Non Dimmable

- F023G4JA001
- F023G4JA006
- F023G4JA012
- F023G4JA018
- F023G4JA030
- F023G4JA033



@3000K

Optic Medium

Power Led: 2,1W - 139 lm ≠ *FIXT 102 lm - 2700K/CRI>80 - 220-240V / 2,1W - 149 lm ≠ *FIXT 106 lm - 3000K/CRI>80 - 220-240V / 2,1W - 154 lm ≠ *FIXT 110 lm - 4000/CRI>80 - 220-240V
*FIXT lm = Spot Optic

2700K

Non Dimmable

- F023G2KA001
- F023G2KA006
- F023G2KA012
- F023G2KA018
- F023G2KA030
- F023G2KA033

3000K

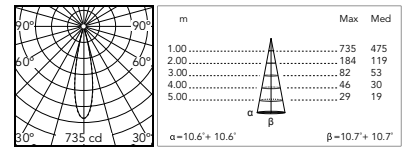
Non Dimmable

- F023G3KA001
- F023G3KA006
- F023G3KA012
- F023G3KA018
- F023G3KA030
- F023G3KA033

4000K

Non Dimmable

- F023G4KA001
- F023G4KA006
- F023G4KA012
- F023G4KA018
- F023G4KA030
- F023G4KA033



@3000K

Optic Flood

Power Led: 2,1W - 139 lm ≠ *FIXT 101 lm - 2700K/CRI>80 - 220-240V / 2,1W - 149 lm ≠ *FIXT 104 lm - 3000K/CRI>80 - 220-240V / 2,1W - 154 lm ≠ *FIXT 108 lm - 4000/CRI>80 - 220-240V
*FIXT lm = Spot Optic

2700K

Non Dimmable

- F023G2LA001
- F023G2LA006
- F023G2LA012
- F023G2LA018
- F023G2LA030
- F023G2LA033

3000K

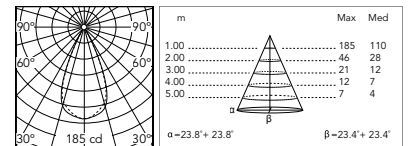
Non Dimmable

- F023G3LA001
- F023G3LA006
- F023G3LA012
- F023G3LA018
- F023G3LA030
- F023G3LA033

4000K

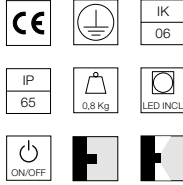
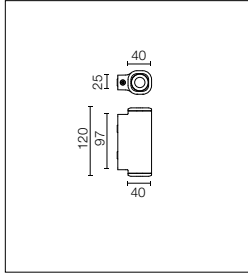
Non Dimmable

- F023G4LA001
- F023G4LA006
- F023G4LA012
- F023G4LA018
- F023G4LA030
- F023G4LA033



@3000K

Pointbreak Wall 0 Up&Down



Inklusive LED-Lichtquelle.
Integrierte 220-240 V ON/
OFF-Stromversorgung.
Ausgestattet mit IP65
Gummitülle und 2-poligen
Schnellanschlussklemmen.

LED light source included.
Integrated 220-240V ON/OFF
electrical power. Equipped
with IP65 rubber grommet and
2-pole quick-connect terminals.

2200K auf Anfrage erhältlich.

2200K available on request.

Optic Spot

Power Led: 3,1W - 2x139 lm ≠ *FIXT 2x101 lm - 2700K/CRI>80 - 220-240V / 3,1W - 2x149 lm ≠ *FIXT 2x104 lm - 3000K/CRI>80 - 220-240V / 3,1W - 2x154 lm ≠ *FIXT 2x108 lm - 4000/CRI>80 - 220-240V

*FIXT lm = Spot Optic

2700K

Non Dimmable

- F023G25A001
- F023G25A006
- F023G25A012
- F023G25A018
- F023G25A030
- F023G25A033

3000K

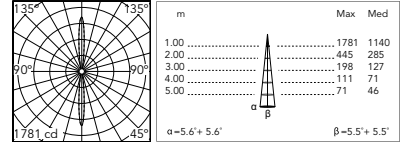
Non Dimmable

- F023G35A001
- F023G35A006
- F023G35A012
- F023G35A018
- F023G35A030
- F023G35A033

4000K

Non Dimmable

- F023G45A001
- F023G45A006
- F023G45A012
- F023G45A018
- F023G45A030
- F023G45A033



@3000K

Optic Medium

Power Led: 3,1W - 2x139 lm ≠ *FIXT 2x102 lm - 2700K/CRI>80 - 220-240V / 3,1W - 2x149 lm ≠ *FIXT 2x106 lm - 3000K/CRI>80 - 220-240V / 3,1W - 2x154 lm ≠ *FIXT 2x110 lm - 4000/CRI>80 - 220-240V

*FIXT lm = Spot Optic

2700K

Non Dimmable

- F023G26A001
- F023G26A006
- F023G26A012
- F023G26A018
- F023G26A030
- F023G26A033

3000K

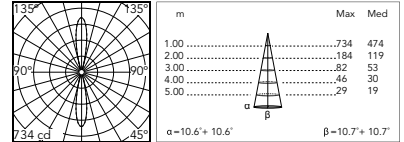
Non Dimmable

- F023G36A001
- F023G36A006
- F023G36A012
- F023G36A018
- F023G36A030
- F023G36A033

4000K

Non Dimmable

- F023G46A001
- F023G46A006
- F023G46A012
- F023G46A018
- F023G46A030
- F023G46A033



@3000K

Optic Flood

Power Led: 3,1W - 2x139 lm ≠ *FIXT 2x101 lm - 2700K/CRI>80 - 220-240V / 3,1W - 2x149 lm ≠ *FIXT 2x104 lm - 3000K/CRI>80 - 220-240V / 3,1W - 2x154 lm ≠ *FIXT 2x108 lm - 4000/CRI>80 - 220-240V

*FIXT lm = Spot Optic

2700K

Non Dimmable

- F023G27A001
- F023G27A006
- F023G27A012
- F023G27A018
- F023G27A030
- F023G27A033

3000K

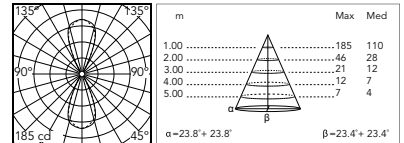
Non Dimmable

- F023G37A001
- F023G37A006
- F023G37A012
- F023G37A018
- F023G37A030
- F023G37A033

4000K

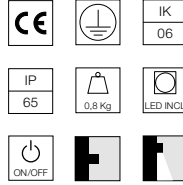
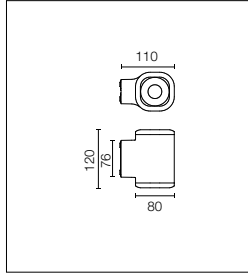
Non Dimmable

- F023G47A001
- F023G47A006
- F023G47A012
- F023G47A018
- F023G47A030
- F023G47A033



@3000K

* Vorläufige technische Daten. / Preliminary technical specs.



Inklusive LED-Lichtquelle. Integrierte 220-240 V ON/OFF-Stromversorgung. Ausgestattet mit doppelten Kabelverschraubungen für Eingangs- und Ausgangsanschluss. Aufwärts gerichtete Monoemissions-Version auf Anfrage erhältlich.

LED light source included. Integrated 220-240V ON/OFF electrical power. Equipped with double cable gland for inlet and outlet connection. Upwards, single emission version, available upon request.

Optic Spot

Power LED: 5,5W - 543 lm ≠ FIXT 319 lm - 2700K/CRI>80 - 220-240V / 5,5W - 570 lm ≠ FIXT 335 lm - 3000K/CRI>80 - 220-240V / 5,5W - 597 lm ≠ FIXT 367 lm - 4000/CRI>80 - 220-240V

2700K

Non Dimmable

- F023H21A001
- F023H21A006
- F023H21A012
- F023H21A018
- F023H21A030
- F023H21A033

3000K

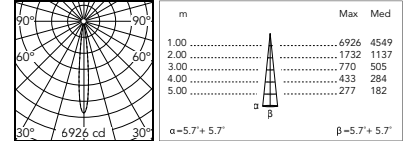
Non Dimmable

- F023H31A001
- F023H31A006
- F023H31A012
- F023H31A018
- F023H31A030
- F023H31A033

4000K

Non Dimmable

- F023H41A001
- F023H41A006
- F023H41A012
- F023H41A018
- F023H41A030
- F023H41A033



@3000K

Optic Medium

Power LED: 5,5W - 543 lm ≠ FIXT 350 lm - 2700K/CRI>80 - 220-240V / 5,5W - 570 lm ≠ FIXT 367 lm - 3000K/CRI>80 - 220-240V / 5,5W - 597 lm ≠ FIXT 402 lm - 4000/CRI>80 - 220-240V

2700K

Non Dimmable

- F023H22A001
- F023H22A006
- F023H22A012
- F023H22A018
- F023H22A030
- F023H22A033

3000K

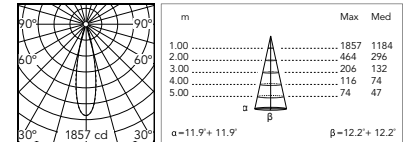
Non Dimmable

- F023H32A001
- F023H32A006
- F023H32A012
- F023H32A018
- F023H32A030
- F023H32A033

4000K

Non Dimmable

- F023H42A001
- F023H42A006
- F023H42A012
- F023H42A018
- F023H42A030
- F023H42A033



@3000K

Optic Flood

Power LED: 5,5W - 543 lm ≠ FIXT 311 lm - 2700K/CRI>80 - 220-240V / 5,5W - 570 lm ≠ FIXT 325 lm - 3000K/CRI>80 - 220-240V / 5,5W - 597 lm ≠ FIXT 356 lm - 4000/CRI>80 - 220-240V

2700K

Non Dimmable

- F023H23A001
- F023H23A006
- F023H23A012
- F023H23A018
- F023H23A030
- F023H23A033

3000K

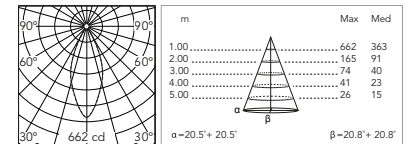
Non Dimmable

- F023H33A001
- F023H33A006
- F023H33A012
- F023H33A018
- F023H33A030
- F023H33A033

4000K

Non Dimmable

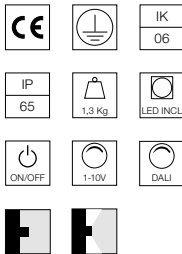
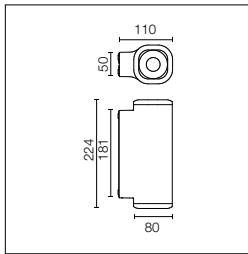
- F023H43A001
- F023H43A006
- F023H43A012
- F023H43A018
- F023H43A030
- F023H43A033



@3000K

* Vorläufige technische Daten. / Preliminary technical specs.

Pointbreak Wall 1 Up&Down



Inklusive LED-Lichtquelle. Integrierte Spannungsversorgung 220-240V ON/OFF und dimmbar 1-10V oder DALI. Ausgestattet mit doppelten Kabeldurchführungen für den Eingangs- und Ausgangsanschluss. Version Monoemission nach oben oder Monoemission nach unten auf Anfrage.

LED light source included. Integrated 220-240V ON/OFF and 1-10V/DALI dimmable electrical power. Equipped with double cable gland for inlet and outlet connection. Upon request: Single upwards emission or single downwards emission.

Optic Spot

Power Led: 12W - 2x543 lm ≠ FIXT 2x319 lm - 2700K/CRI>80 - 220-240V / 12W - 2x570 lm ≠ FIXT 2x335 lm - 3000K/CRI>80 - 220-240V / 12W - 2x597 lm ≠ FIXT 2x367 lm - 4000/CRI>80 - 220-240V

2700K

Non Dimmable

- F023H25A001
- F023H25A006
- F023H25A012
- F023H25A018
- F023H25A030
- F023H25A033
- 1-10V
- F023H25B001
- F023H25B006
- F023H25B012
- F023H25B018
- F023H25B030
- F023H25B033
- Dali
- F023H25D001
- F023H25D006
- F023H25D012
- F023H25D018
- F023H25D030
- F023H25D033

3000K

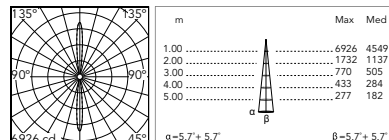
Non Dimmable

- F023H35A001
- F023H35A006
- F023H35A012
- F023H35A018
- F023H35A030
- F023H35A033
- 1-10V
- F023H35B001
- F023H35B006
- F023H35B012
- F023H35B018
- F023H35B030
- F023H35B033
- Dali
- F023H35D001
- F023H35D006
- F023H35D012
- F023H35D018
- F023H35D030
- F023H35D033

4000K

Non Dimmable

- F023H45A001
- F023H45A006
- F023H45A012
- F023H45A018
- F023H45A030
- F023H45A033
- 1-10V
- F023H45B001
- F023H45B006
- F023H45B012
- F023H45B018
- F023H45B030
- F023H45B033
- Dali
- F023H45D001
- F023H45D006
- F023H45D012
- F023H45D018
- F023H45D030
- F023H45D033



@3000K

Optic Medium

Power Led: 12W - 2x543 lm ≠ FIXT 2x319 lm - 2700K/CRI>80 - 220-240V / 12W - 2x570 lm ≠ FIXT 2x367 lm - 3000K/CRI>80 - 220-240V / 12W - 2x597 lm ≠ FIXT 2x402 lm - 4000/CRI>80 - 220-240V

2700K

Non Dimmable

- F023H26A001
- F023H26A006
- F023H26A012
- F023H26A018
- F023H26A030
- F023H26A033
- 1-10V
- F023H26B001
- F023H26B006
- F023H26B012
- F023H26B018
- F023H26B030
- F023H26B033
- Dali
- F023H26D001
- F023H26D006
- F023H26D012
- F023H26D018
- F023H26D030
- F023H26D033

3000K

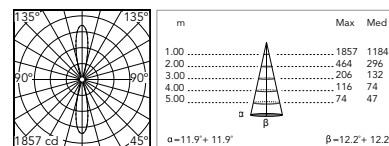
Non Dimmable

- F023H36A001
- F023H36A006
- F023H36A012
- F023H36A018
- F023H36A030
- F023H36A033
- 1-10V
- F023H36B001
- F023H36B006
- F023H36B012
- F023H36B018
- F023H36B030
- F023H36B033
- Dali
- F023H36D001
- F023H36D006
- F023H36D012
- F023H36D018
- F023H36D030
- F023H36D033

4000K

Non Dimmable

- F023H46A001
- F023H46A006
- F023H46A012
- F023H46A018
- F023H46A030
- F023H46A033
- 1-10V
- F023H46B001
- F023H46B006
- F023H46B012
- F023H46B018
- F023H46B030
- F023H46B033
- Dali
- F023H46D001
- F023H46D006
- F023H46D012
- F023H46D018
- F023H46D030
- F023H46D033



@3000K

* Vorläufige technische Daten. / Preliminary technical specs.

Optic Flood

Power Led: 12W - 2x543 lm ≠ FIXT 2x311 lm - 2700K/CRI>80 - 220-240V / 12W - 2x570 lm ≠ FIXT 2x325 lm - 3000K/CRI>80 - 220-240V /
12W - 2x597 lm ≠ FIXT 2x356 lm - 4000/CRI>80 - 220-240V

2700K

Non Dimmable

- F023H27A001
- F023H27A006
- F023H27A012
- F023H27A018
- F023H27A030
- F023H27A033

1-10V

- F023H27B001
- F023H27B006
- F023H27B012
- F023H27B018
- F023H27B030
- F023H27B033

Dali

- F023H27D001
- F023H27D006
- F023H27D012
- F023H27D018
- F023H27D030
- F023H27D033

3000K

Non Dimmable

- F023H37A001
- F023H37A006
- F023H37A012
- F023H37A018
- F023H37A030
- F023H37A033

1-10V

- F023H37B001
- F023H37B006
- F023H37B012
- F023H37B018
- F023H37B030
- F023H37B033

Dali

- F023H37D001
- F023H37D006
- F023H37D012
- F023H37D018
- F023H37D030
- F023H37D033

4000K

Non Dimmable

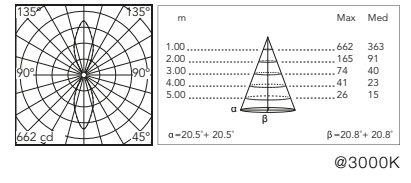
- F023H47A001
- F023H47A006
- F023H47A012
- F023H47A018
- F023H47A030
- F023H47A033

1-10V

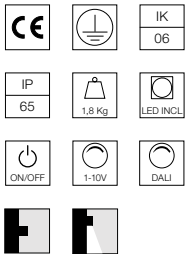
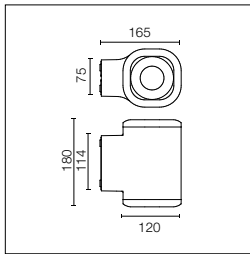
- F023H47B001
- F023H47B006
- F023H47B012
- F023H47B018
- F023H47B030
- F023H47B033

Dali

- F023H47D001
- F023H47D006
- F023H47D012
- F023H47D018
- F023H47D030
- F023H47D033



Pointbreak Wall 2 Down



Inklusive LED-Lichtquelle.
Integrierte Spannungsversorgung
220-240 V ON/OFF und dimmbar
1-10 V oder DALI.
Ausgestattet mit doppelten
Kabeldurchführungen
für den Eingangs- und
Ausgangsanschluss.
Aufwärts gerichtete
Monoemissions-Version auf
Anfrage erhältlich.

LED light source included.
Integrated 220-240V ON/OFF
and 1-10V/DALI dimmable
electrical power.
Equipped with double cable
gland for inlet and outlet
connection.
Upwards, single emission
version, available upon request.

2200K auf Anfrage erhältlich.

2200K available on request.

Optic Spot

Power Led: 17W - 1890 lm ≠ FIXT 1108 lm - 2700K/CRI>80 - 220-240V / 17W - 1960 lm ≠ FIXT 1149 lm - 3000K/CRI>80 - 220-240V /
17W - 2030 lm ≠ FIXT 1190 lm - 4000/CRI>80 - 220-240V

2700K

Non Dimmable

- F023J21A001
- F023J21A006
- F023J21A012
- F023J21A018
- F023J21A030
- F023J21A033
- 1-10V
- F023J21B001
- F023J21B006
- F023J21B012
- F023J21B018
- F023J21B030
- F023J21B033
- Dali
- F023J21D001
- F023J21D006
- F023J21D012
- F023J21D018
- F023J21D030
- F023J21D033

3000K

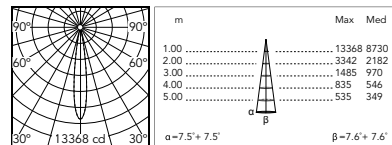
Non Dimmable

- F023J31A001
- F023J31A006
- F023J31A012
- F023J31A018
- F023J31A030
- F023J31A033
- 1-10V
- F023J31B001
- F023J31B006
- F023J31B012
- F023J31B018
- F023J31B030
- F023J31B033
- Dali
- F023J31D001
- F023J31D006
- F023J31D012
- F023J31D018
- F023J31D030
- F023J31D033

4000K

Non Dimmable

- F023J41A001
- F023J41A006
- F023J41A012
- F023J41A018
- F023J41A030
- F023J41A033
- 1-10V
- F023J41B001
- F023J41B006
- F023J41B012
- F023J41B018
- F023J41B030
- F023J41B033
- Dali
- F023J41D001
- F023J41D006
- F023J41D012
- F023J41D018
- F023J41D030
- F023J41D033



@3000K

Optic Medium

Power Led: 17W - 1890 lm ≠ FIXT 1215 lm - 2700K/CRI>80 - 220-240V / 17W - 1960 lm ≠ FIXT 1260 lm - 3000K/CRI>80 - 220-240V /
17W - 2030 lm ≠ FIXT 1305 lm - 4000/CRI>80 - 220-240V

2700K

Non Dimmable

- F023J22A001
- F023J22A006
- F023J22A012
- F023J22A018
- F023J22A030
- F023J22A033
- 1-10V
- F023J22B001
- F023J22B006
- F023J22B012
- F023J22B018
- F023J22B030
- F023J22B033
- Dali
- F023J22D001
- F023J22D006
- F023J22D012
- F023J22D018
- F023J22D030
- F023J22D033

3000K

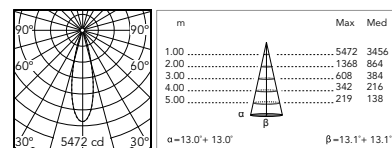
Non Dimmable

- F023J32A001
- F023J32A006
- F023J32A012
- F023J32A018
- F023J32A030
- F023J32A033
- 1-10V
- F023J32B001
- F023J32B006
- F023J32B012
- F023J32B018
- F023J32B030
- F023J32B033
- Dali
- F023J32D001
- F023J32D006
- F023J32D012
- F023J32D018
- F023J32D030
- F023J32D033

4000K

Non Dimmable

- F023J42A001
- F023J42A006
- F023J42A012
- F023J42A018
- F023J42A030
- F023J42A033
- 1-10V
- F023J42B001
- F023J42B006
- F023J42B012
- F023J42B018
- F023J42B030
- F023J42B033
- Dali
- F023J42D001
- F023J42D006
- F023J42D012
- F023J42D018
- F023J42D030
- F023J42D033



@3000K

* Vorläufige technische Daten. / Preliminary technical specs.

Optic Flood

Power Led: 17W - 1890 lm ≠ FIXT 1222 lm - 2700K/CRI>80 - 220-240V / 17W - 1960 lm ≠ FIXT 1267 lm - 3000K/CRI>80 - 220-240V / 17W - 2030 lm ≠ FIXT 1311 lm - 4000/CRI>80 - 220-240V

2700K

Non Dimmable

- F023J23A001
- F023J23A006
- F023J23A012
- F023J23A018
- F023J23A030
- F023J23A033

1-10V

- F023J23B001
- F023J23B006
- F023J23B012
- F023J23B018
- F023J23B030
- F023J23B033

Dali

- F023J23D001
- F023J23D006
- F023J23D012
- F023J23D018
- F023J23D030
- F023J23D033

3000K

Non Dimmable

- F023J33A001
- F023J33A006
- F023J33A012
- F023J33A018
- F023J33A030
- F023J33A033

1-10V

- F023J33B001
- F023J33B006
- F023J33B012
- F023J33B018
- F023J33B030
- F023J33B033

Dali

- F023J33D001
- F023J33D006
- F023J33D012
- F023J33D018
- F023J33D030
- F023J33D033

4000K

Non Dimmable

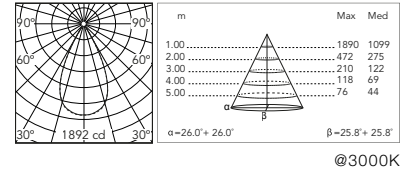
- F023J43A001
- F023J43A006
- F023J43A012
- F023J43A018
- F023J43A030
- F023J43A033

1-10V

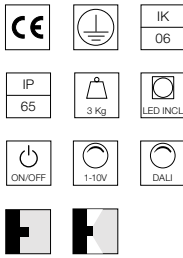
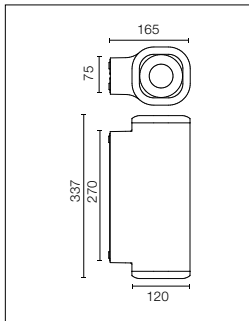
- F023J43B001
- F023J43B006
- F023J43B012
- F023J43B018
- F023J43B030
- F023J43B033

Dali

- F023J43D001
- F023J43D006
- F023J43D012
- F023J43D018
- F023J43D030
- F023J43D033



Pointbreak Wall 2 Up&Down



Inklusive LED-Lichtquelle. Integrierte Spannungsversorgung 220-240 V ON/OFF und dimmbar 1-10 V oder DALI. Ausgestattet mit doppelten Kabeldurchführungen für den Eingangs- und Ausgangsanschluss. Version Monoemission nach oben oder Monoemission nach unten auf Anfrage.

LED light source included. Integrated 220-240V ON/OFF and 1-10V/DALI dimmable electrical power. Equipped with double cable gland for inlet and outlet connection. Upon request: Single upwards emission or single downwards emission.

2200K auf Anfrage erhältlich.

2200K available on request.

Optic Spot

Power Led: 32W - 2x1890 lm ≠ FIXT 2x1108 lm - 2700K/CRI>80 - 220-240V / 32W - 2x1960 lm ≠ FIXT 2x1149 lm - 3000K/CRI>80 - 220-240V / 32W - 2x2030 lm ≠ FIXT 2x1190 lm - 4000/CRI>80 - 220-240V

2700K

Non Dimmable

- F023J25A001
- F023J25A006
- F023J25A012
- F023J25A018
- F023J25A030
- F023J25A033
- 1-10V
- F023J25B001
- F023J25B006
- F023J25B012
- F023J25B018
- F023J25B030
- F023J25B033
- Dali
- F023J25D001
- F023J25D006
- F023J25D012
- F023J25D018
- F023J25D030
- F023J25D033

3000K

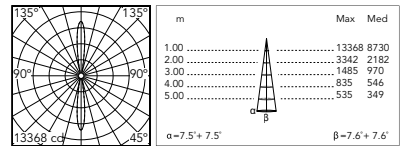
Non Dimmable

- F023J35A001
- F023J35A006
- F023J35A012
- F023J35A018
- F023J35A030
- F023J35A033
- 1-10V
- F023J35B001
- F023J35B006
- F023J35B012
- F023J35B018
- F023J35B030
- F023J35B033
- Dali
- F023J35D001
- F023J35D006
- F023J35D012
- F023J35D018
- F023J35D030
- F023J35D033

4000K

Non Dimmable

- F023J45A001
- F023J45A006
- F023J45A012
- F023J45A018
- F023J45A030
- F023J45A033
- 1-10V
- F023J45B001
- F023J45B006
- F023J45B012
- F023J45B018
- F023J45B030
- F023J45B033
- Dali
- F023J45D001
- F023J45D006
- F023J45D012
- F023J45D018
- F023J45D030
- F023J45D033



@3000K

Optic Medium

Power Led: 32W - 2x1890 lm ≠ FIXT 2x1215 lm - 2700K/CRI>80 - 220-240V / 32W - 2x1960 lm ≠ FIXT 2x1260 lm - 3000K/CRI>80 - 220-240V / 32W - 2x2030 lm ≠ FIXT 2x1305 lm - 4000/CRI>80 - 220-240V

2700K

Non Dimmable

- F023J26A001
- F023J26A006
- F023J26A012
- F023J26A018
- F023J26A030
- F023J26A033
- 1-10V
- F023J26B001
- F023J26B006
- F023J26B012
- F023J26B018
- F023J26B030
- F023J26B033
- Dali
- F023J26D001
- F023J26D006
- F023J26D012
- F023J26D018
- F023J26D030
- F023J26D033

3000K

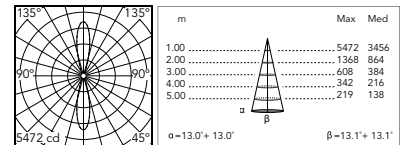
Non Dimmable

- F023J36A001
- F023J36A006
- F023J36A012
- F023J36A018
- F023J36A030
- F023J36A033
- 1-10V
- F023J36B001
- F023J36B006
- F023J36B012
- F023J36B018
- F023J36B030
- F023J36B033
- Dali
- F023J36D001
- F023J36D006
- F023J36D012
- F023J36D018
- F023J36D030
- F023J36D033

4000K

Non Dimmable

- F023J46A001
- F023J46A006
- F023J46A012
- F023J46A018
- F023J46A030
- F023J46A033
- 1-10V
- F023J46B001
- F023J46B006
- F023J46B012
- F023J46B018
- F023J46B030
- F023J46B033
- Dali
- F023J46D001
- F023J46D006
- F023J46D012
- F023J46D018
- F023J46D030
- F023J46D033



@3000K

* Vorläufige technische Daten. / Preliminary technical specs.

Optic Flood

Power Led: 32W - 2x1890 lm ≠ FIXT 2x1222 lm - 2700K/CRI>80 - 220-240V / 32W - 2x1960 lm ≠ FIXT 2x1267 lm - 3000K/CRI>80 - 220-240V / 32W - 2x2030 lm ≠ FIXT 2x1311 lm - 4000K/CRI>80 - 220-240V

2700K

Non Dimmable

- F023J27A001
- F023J27A006
- F023J27A012
- F023J27A018
- F023J27A030
- F023J27A033
- 1-10V
- F023J27B001
- F023J27B006
- F023J27B012
- F023J27B018
- F023J27B030
- F023J27B033
- Dali
- F023J27D001
- F023J27D006
- F023J27D012
- F023J27D018
- F023J27D030
- F023J27D033

3000K

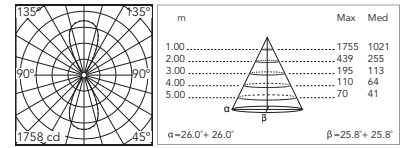
Non Dimmable

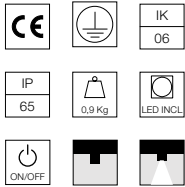
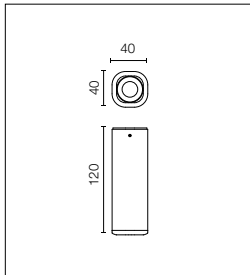
- F023J37A001
- F023J37A006
- F023J37A012
- F023J37A018
- F023J37A030
- F023J37A033
- 1-10V
- F023J37B001
- F023J37B006
- F023J37B012
- F023J37B018
- F023J37B030
- F023J37B033
- Dali
- F023J37D001
- F023J37D006
- F023J37D012
- F023J37D018
- F023J37D030
- F023J37D033

4000K

Non Dimmable

- F023J47A001
- F023J47A006
- F023J47A012
- F023J47A018
- F023J47A030
- F023J47A033
- 1-10V
- F023J47B001
- F023J47B006
- F023J47B012
- F023J47B018
- F023J47B030
- F023J47B033
- Dali
- F023J47D001
- F023J47D006
- F023J47D012
- F023J47D018
- F023J47D030
- F023J47D033





Inklusive LED-Lichtquelle.
Integrierte 220-240 V ON/
OFF-Stromversorgung.
Ausgestattet mit IP65
Gummitülle und 2-poligen
Schnellanschlussklemmen.

LED light source included.
Integrated 220-240V ON/OFF
electrical power. Equipped
with IP65 rubber grommet and
2-pole quick-connect terminals.

2200K auf Anfrage erhältlich.

2200K available on request.

Optic Spot

Power LED: 2,1W - 139 lm ≠ *FIXT 101 lm - 2700K/CRI>80 - 220-240V / 2,1W - 149 lm ≠ *FIXT 104 lm - 3000K/CRI>80 - 220-240V / 2,1W - 154 lm ≠ *FIXT 108 lm - 4000/CRI>80 - 220-240V
*FIXT lm = Spot Optic

2700K

Non Dimmable

- F023K21A001
- F023K21A006
- F023K21A012
- F023K21A018
- F023K21A030
- F023K21A033

3000K

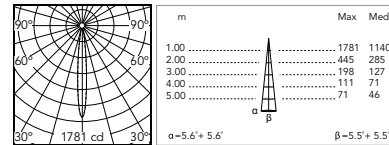
Non Dimmable

- F023K31A001
- F023K31A006
- F023K31A012
- F023K31A018
- F023K31A030
- F023K31A033

4000K

Non Dimmable

- F023K41A001
- F023K41A006
- F023K41A012
- F023K41A018
- F023K41A030
- F023K41A033



@3000K

Optic Medium

Power LED: 2,1W - 139 lm ≠ *FIXT 102 lm - 2700K/CRI>80 - 220-240V / 2,1W - 149 lm ≠ *FIXT 106 lm - 3000K/CRI>80 - 220-240V / 2,1W - 154 lm ≠ *FIXT 110 lm - 4000/CRI>80 - 220-240V
*FIXT lm = Spot Optic

2700K

Non Dimmable

- F023K22A001
- F023K22A006
- F023K22A012
- F023K22A018
- F023K22A030
- F023K22A033

3000K

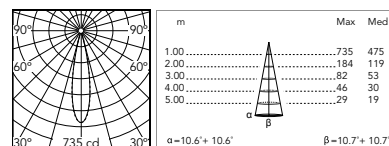
Non Dimmable

- F023K32A001
- F023K32A006
- F023K32A012
- F023K32A018
- F023K32A030
- F023K32A033

4000K

Non Dimmable

- F023K42A001
- F023K42A006
- F023K42A012
- F023K42A018
- F023K42A030
- F023K42A033



@3000K

Optic Flood

Power LED: 2,1W - 139 lm ≠ *FIXT 101 lm - 2700K/CRI>80 - 220-240V / 2,1W - 149 lm ≠ *FIXT 104 lm - 3000K/CRI>80 - 220-240V / 2,1W - 154 lm ≠ *FIXT 108 lm - 4000/CRI>80 - 220-240V
*FIXT lm = Spot Optic

2700K

Non Dimmable

- F023K23A001
- F023K23A006
- F023K23A012
- F023K23A018
- F023K23A030
- F023K23A033

3000K

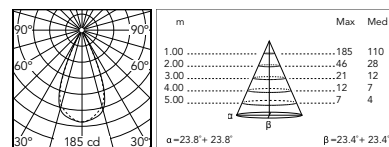
Non Dimmable

- F023K33A001
- F023K33A006
- F023K33A012
- F023K33A018
- F023K33A030
- F023K33A033

4000K

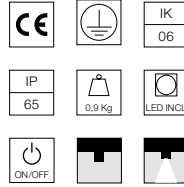
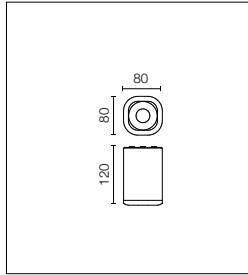
Non Dimmable

- F023K43A001
- F023K43A006
- F023K43A012
- F023K43A018
- F023K43A030
- F023K43A033



@3000K

* Vorläufige technische Daten. / Preliminary technical specs.



Inklusive LED-Lichtquelle.
Integrierte 220-240 V ON/
OFF-Stromversorgung.
Ausgestattet mit doppelten
Kabelverschraubungen
für Eingangs- und
Ausgangsanschluss.

LED light source included.
Integrated 220-240V ON/OFF
electrical power. Equipped with
double cable gland for inlet and
outlet connection.

Optic Spot

Power LED: 5,5W - 543 lm ≠ FIXT 319 lm - 2700K/CRI>80 - 220-240V / 5,5W - 570 lm ≠ FIXT 335 lm - 3000K/CRI>80 - 220-240V /
5,5W - 597 lm ≠ FIXT 367 lm - 4000/CRI>80 - 220-240V

2700K

Non Dimmable

- F023L21A001
- F023L21A006
- F023L21A012
- F023L21A018
- F023L21A030
- F023L21A033

3000K

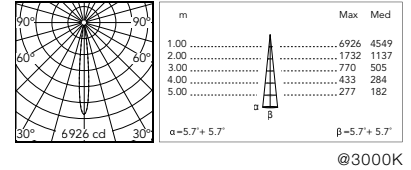
Non Dimmable

- F023L31A001
- F023L31A006
- F023L31A012
- F023L31A018
- F023L31A030
- F023L31A033

4000K

Non Dimmable

- F023L41A001
- F023L41A006
- F023L41A012
- F023L41A018
- F023L41A030
- F023L41A033



Optic Medium

Power LED: 5,5W - 543 lm ≠ FIXT 350 lm - 2700K/CRI>80 - 220-240V / 5,5W - 570 lm ≠ FIXT 367 lm - 3000K/CRI>80 - 220-240V /
5,5W - 597 lm ≠ FIXT 402 lm - 4000/CRI>80 - 220-240V

2700K

Non Dimmable

- F023L22A001
- F023L22A006
- F023L22A012
- F023L22A018
- F023L22A030
- F023L22A033

3000K

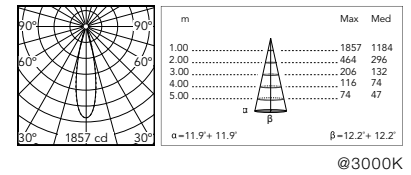
Non Dimmable

- F023L32A001
- F023L32A006
- F023L32A012
- F023L32A018
- F023L32A030
- F023L32A033

4000K

Non Dimmable

- F023L42A001
- F023L42A006
- F023L42A012
- F023L42A018
- F023L42A030
- F023L42A033



Optic Flood

Power LED: 5,5W - 543 lm ≠ FIXT 311 lm - 2700K/CRI>80 - 220-240V / 5,5W - 570 lm ≠ FIXT 325 lm - 3000K/CRI>80 - 220-240V /
5,5W - 597 lm ≠ FIXT 356 lm - 4000/CRI>80 - 220-240V

2700K

Non Dimmable

- F023L23A001
- F023L23A006
- F023L23A012
- F023L23A018
- F023L23A030
- F023L23A033

3000K

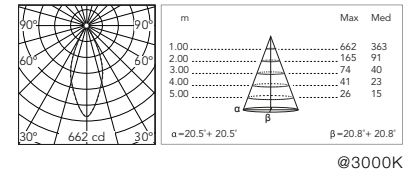
Non Dimmable

- F023L33A001
- F023L33A006
- F023L33A012
- F023L33A018
- F023L33A030
- F023L33A033

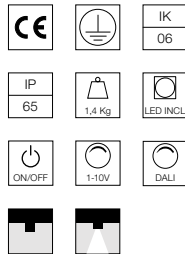
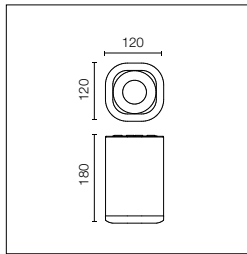
4000K

Non Dimmable

- F023L43A001
- F023L43A006
- F023L43A012
- F023L43A018
- F023L43A030
- F023L43A033



* Vorläufige technische Daten. / Preliminary technical specs.



Inklusive LED-Lichtquelle. Integrierte Spannungsversorgung 220-240V ON/OFF und dimmbar 1-10V oder DALI. Ausgestattet mit doppelten Kabeldurchführungen für den Eingangs- und Ausgangsanschluss.

LED light source included. Integrated 220-240V ON/OFF and 1-10V/DALI dimmable electrical power. Equipped with double cable gland for inlet and outlet connection.

2200K auf Anfrage erhältlich.

2200K available on request.

Optic Spot

Power Led: 17W - 1890 lm ≠ FIXT 1108 lm - 2700K/CRI>80 - 220-240V / 17W - 1960 lm ≠ FIXT 1149 lm - 3000K/CRI>80 - 220-240V / 17W - 2030 lm ≠ FIXT 1190 lm - 4000/CRI>80 - 220-240V

2700K

Non Dimmable

- F023M21A001
- F023M21A006
- F023M21A012
- F023M21A018
- F023M21A030
- F023M21A033
- 1-10V
- F023M21B001
- F023M21B006
- F023M21B012
- F023M21B018
- F023M21B030
- F023M21B033
- Dali
- F023M21D001
- F023M21D006
- F023M21D012
- F023M21D018
- F023M21D030
- F023M21D033

3000K

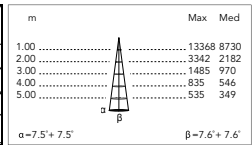
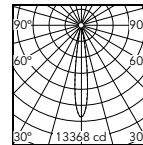
Non Dimmable

- F023M31A001
- F023M31A006
- F023M31A012
- F023M31A018
- F023M31A030
- F023M31A033
- 1-10V
- F023M31B001
- F023M31B006
- F023M31B012
- F023M31B018
- F023M31B030
- F023M31B033
- Dali
- F023M31D001
- F023M31D006
- F023M31D012
- F023M31D018
- F023M31D030
- F023M31D033

4000K

Non Dimmable

- F023M41A001
- F023M41A006
- F023M41A012
- F023M41A018
- F023M41A030
- F023M41A033
- 1-10V
- F023M41B001
- F023M41B006
- F023M41B012
- F023M41B018
- F023M41B030
- F023M41B033
- Dali
- F023M41D001
- F023M41D006
- F023M41D012
- F023M41D018
- F023M41D030
- F023M41D033



@3000K

Optic Medium

Power Led: 17W - 1890 lm ≠ FIXT 1215 lm - 2700K/CRI>80 - 220-240V / 17W - 1960 lm ≠ FIXT 1260 - 3000K/CRI>80 - 220-240V / 17W - 2030 lm ≠ FIXT 1305 lm - 4000/CRI>80 - 220-240V

2700K

Non Dimmable

- F023M22A001
- F023M22A006
- F023M22A012
- F023M22A018
- F023M22A030
- F023M22A033
- 1-10V
- F023M22B001
- F023M22B006
- F023M22B012
- F023M22B018
- F023M22B030
- F023M22B033
- Dali
- F023M22D001
- F023M22D006
- F023M22D012
- F023M22D018
- F023M22D030
- F023M22D033

3000K

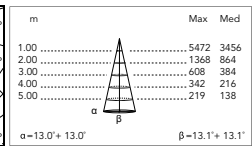
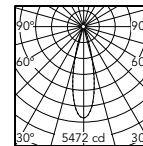
Non Dimmable

- F023M32A001
- F023M32A006
- F023M32A012
- F023M32A018
- F023M32A030
- F023M32A033
- 1-10V
- F023M32B001
- F023M32B006
- F023M32B012
- F023M32B018
- F023M32B030
- F023M32B033
- Dali
- F023M32D001
- F023M32D006
- F023M32D012
- F023M32D018
- F023M32D030
- F023M32D033

4000K

Non Dimmable

- F023M42A001
- F023M42A006
- F023M42A012
- F023M42A018
- F023M42A030
- F023M42A033
- 1-10V
- F023M42B001
- F023M42B006
- F023M42B012
- F023M42B018
- F023M42B030
- F023M42B033
- Dali
- F023M42D001
- F023M42D006
- F023M42D012
- F023M42D018
- F023M42D030
- F023M42D033



@3000K

* Vorläufige technische Daten. / Preliminary technical specs.

Optic Flood

Power Led: 17W - 1890 lm ≠ FIXT 1222 lm - 2700K/CRI>80 - 220-240V / 17W - 1960 lm ≠ FIXT 1267 lm - 3000K/CRI>80 - 220-240V / 17W - 2030 lm ≠ FIXT 1311 lm - 4000/CRI>80 - 220-240V

2700K

Non Dimmable

- F023M23A001
- F023M23A006
- F023M23A012
- F023M23A018
- F023M23A030
- F023M23A033

1-10V

- F023M23B001
- F023M23B006
- F023M23B012
- F023M23B018
- F023M23B030
- F023M23B033

Dali

- F023M23D001
- F023M23D006
- F023M23D012
- F023M23D018
- F023M23D030
- F023M23D033

3000K

Non Dimmable

- F023M33A001
- F023M33A006
- F023M33A012
- F023M33A018
- F023M33A030
- F023M33A033

1-10V

- F023M33B001
- F023M33B006
- F023M33B012
- F023M33B018
- F023M33B030
- F023M33B033

Dali

- F023M33D001
- F023M33D006
- F023M33D012
- F023M33D018
- F023M33D030
- F023M33D033

4000K

Non Dimmable

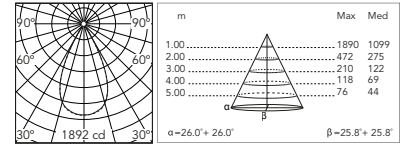
- F023M43A001
- F023M43A006
- F023M43A012
- F023M43A018
- F023M43A030
- F023M43A033

1-10V

- F023M43B001
- F023M43B006
- F023M43B012
- F023M43B018
- F023M43B030
- F023M43B033

Dali

- F023M43D001
- F023M43D006
- F023M43D012
- F023M43D018
- F023M43D030
- F023M43D033



In Vitro

Designed by Philippe Starck





In Vitro Unplugged



In Vitro Bollard



In Vitro Suspension

Familie / Family

In Vitro Unplugged



Led Edge Lighting

2,5W
115 lm - 2700K/CRI 80
124 lm - 3000K/CRI 80

In Vitro Bollard



Led Edge Lighting

11W
667 lm - 2700K/CRI 80
714 lm - 3000K/CRI 80

In Vitro Wall



Led Edge Lighting

11W
667 lm - 2700K/CRI 80
714 lm - 3000K/CRI 80

In Vitro Ceiling



Led Edge Lighting

13W
799 lm - 2700K/CRI 80
855 lm - 3000K/CRI 80

In Vitro Suspension



Led Edge Lighting

13W
799 lm - 2700K/CRI 80
855 lm - 3000K/CRI 80

Ausführungen / Colours



01 White



12 Forest Green



13 Pale Green



18 Deep Brown



25 Terracotta



30 Black



33 Anthracite

Beschreibung / Description

Leuchten für Boden-, Wand-, Decken-, Pendel- und tragbare Installation, mit diffusem Licht für den Außenbereich.

Im Kopf integrierter opalisierender Diffusor und außen transparentes Borosilikat-Sicherheitsglas.

Die Strukturteile der Leuchte bestehen aus druckgepresstem und stranggepresstem Aluminium, das mit einem chemischen Umwandlungsprozess behandelt wurde, um eine effektive Beständigkeit gegen Witterungseinflüsse zu gewährleisten. Der Körper ist pulverbeschichtet und in verschiedenen Ausführungen erhältlich.

Integrierte LED-Lichtquelle mit Edge-Lighting-Optik zur Gewährleistung einer perfekten Lichtgleichmäßigkeit. Im Leuchtenkörper integrierter Treiber für EIN/AUS und dimmbare Ansteuerung verfügbar.

Die Bollard-Version wird mit einem wasserdichten Stecker für den Netzanschluss geliefert. Die Leuchte kann mit Hilfe von Dübeln, die vom Installateur je nach Art der Oberfläche zu wählen sind, auf jedem Boden installiert werden. Als separat zu bestellendes Zubehör ist die Schalung für die Installation auf einem Betonboden erhältlich.

Die Unplugged-Version ist mit einem praktischen farbigen Silikongriff ausgestattet und lässt sich über ein 120 cm langes Micro-USB-C-Kabel einfach aufladen. Der dimmbare Treiber ist im Leuchtenkörper untergebracht und verfügt über das integrierte Touch-Dimm-System, das über einen optischen Sensor am Kopf erreicht wird. Mit einer einfachen Berührung ist es möglich, die Lichtstärke der Lampe in 4 Dimmstufen einzustellen, wodurch eine kontinuierliche Emission von bis zu 6 Stunden gewährleistet wird.

Luminaires for floor, wall and suspended installation, and portable luminaire, with diffused light for outdoor use.

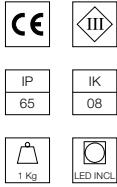
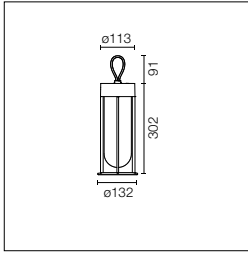
Opalescent diffuser integrated in the head and external transparent borosilicate safety glass.

The structural parts of the luminaire are made of extruded die-cast aluminum, treated with a chemical conversion procedure to ensure effective resistance to atmospheric conditions. The body is powder coated and comes in various finishes.

Integrated LED light source with Edge Lighting optical technology to ensure perfect light uniformity. Driver integrated in the luminaire body available for ON/OFF and dimmable control.

Bollard version comes with a watertight plug for power supply connection. The luminaire may be installed on any type of flooring using anchors, to be selected by the installer depending on the type of surface. Accessory box for installation on flooring to be concreted sold separately.

Unplugged version is equipped with a practical, colored silicone handle and is easily recharged with a 120cm long Micro USB-C cable. Dimmable driver in the body of the luminaire with an integrated touch-dim system, accessible through an optical switch sensor located on the head. With a simple touch, light intensity can be adjusted through a 4-step dimming function, ensuring a continuous emission for up to 6 hours.



Tragbare Version, ausgestattet mit Tragegriff. Dimmbarer Treiber 5/100÷240 V/50-60 Hz integriert im Leuchtenkörper mit optischem Berührungssensor am Kopf und dimmbar auf 4 Stufen: 100 %-50 %-3 %-OFF. Wiederaufladbar über ein 120 cm langes Micro-USB-C-Kabel, das eine Daueremission von bis zu 6 Stunden garantiert. Ladegerät mit austauschbaren Steckern EUR, UK, USA.

Portable version equipped with a carrying handle. Adjustable driver 5/100÷240V/50-60Hz integrated in the body of the luminaire with optical switch sensor on the head and with a 4-step dimming function: 100%-50%-3%-OFF. Rechargeable with a 120cm long Micro USB-C cable ensuring continuous emission for up to 6 hours. Charger with interchangeable EUR, UK and USA plugs.

Led Edge Lighting: 2,5W - 182 lm ≠ FIXT 115 lm - 2700K/CRI 90 - 100-240V/V5 / 2,5W - 195 lm ≠ FIXT 124 lm - 3000K/CRI 90 - 100-240V/V5

2700K

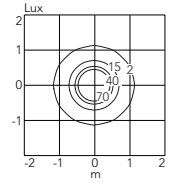
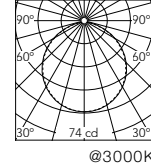
Touch Dimm

- F018E21K001
- F018E21K012
- F018E21K013
- F018E21K018
- F018E21K025
- F018E21K030
- F018E21K033

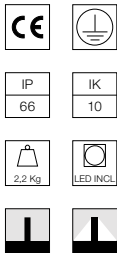
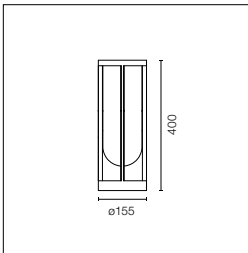
3000K

Touch Dimm

- F018E31K001
- F018E31K012
- F018E31K013
- F018E31K018
- F018E31K025
- F018E31K030
- F018E31K033



In Vitro Bollard 1



Integriertes 220-240V -Netzteil zum Ein-/Ausschalten und Dimmen. Das Produkt wird mit einem dichten Stecker für den Anschluss an das Stromnetz geliefert. Das Gerät kann mit Dübeln auf jedem Boden installiert werden. Das Einbaugeschäube für die Installation auf einem Boden, auf dem eine Bodenplatte verlegt werden soll, muss separat bestellt werden.

Integrated 220-240V ON/OFF or dimmable electrical power. The unit comes with a watertight plug for connection to the electrical network. The device may be installed on any flooring with anchors. Box for installation on flooring laid over concrete sold separately.

Led Edge Lighting: 11W - 1150 lm ≠ FIXT 667 lm - 2700K/CRI 80 - 220-240V / 11W - 1230 lm ≠ FIXT 714 lm - 3000K/CRI 80 - 220-240V

2700K

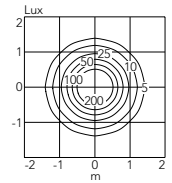
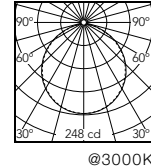
Non Dimmable

- F018A21A001
- F018A21A012
- F018A21A013
- F018A21A018
- F018A21A025
- F018A21A030
- F018A21A033
- 1-10V
- F018A21B001
- F018A21B012
- F018A21B013
- F018A21B018
- F018A21B025
- F018A21B030
- F018A21B033
- Dali
- F018A21D001
- F018A21D012
- F018A21D013
- F018A21D018
- F018A21D025
- F018A21D030
- F018A21D033

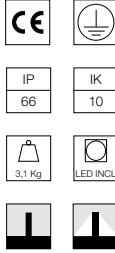
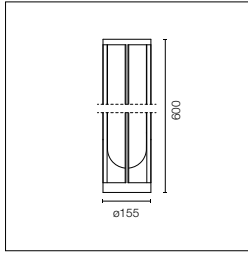
3000K

Non Dimmable

- F018A31A001
- F018A31A012
- F018A31A013
- F018A31A018
- F018A31A025
- F018A31A030
- F018A31A033
- 1-10V
- F018A31B001
- F018A31B012
- F018A31B013
- F018A31B018
- F018A31B025
- F018A31B030
- F018A31B033
- Dali
- F018A31D001
- F018A31D012
- F018A31D013
- F018A31D018
- F018A31D025
- F018A31D030
- F018A31D033



In Vitro Bollard 2



Integriertes 220-240V -Netzteil zum Ein-/Ausschalten und Dimmen. Das Produkt wird mit einem dichten Stecker für den Anschluss an das Stromnetz geliefert. Das Gerät kann mit Dübeln auf jedem Boden installiert werden. Das Einbaugehäuse für die Installation auf einem Boden, auf dem eine Bodenplatte verlegt werden soll, muss separat bestellt werden.

Integrated 220–240V ON/OFF or dimmable electrical power. The unit comes with a watertight plug for connection to the electrical network. The device may be installed on any flooring with anchors. Box for installation on flooring laid over concrete sold separately.

Led Edge Lighting: 11W - 1150 lm ≠ FIXT 667 lm - 2700K/CRI 80 - 220-240V / 11W - 1230 lm ≠ FIXT 714 lm - 3000K/CRI 80 - 220-240V

2700K

Non Dimmable

- F018A22A001
- F018A22A012
- F018A22A013
- F018A22A018
- F018A22A025
- F018A22A030
- F018A22A033

1-10V

- F018A22B001
- F018A22B012
- F018A22B013
- F018A22B018
- F018A22B025
- F018A22B030
- F018A22B033

Dali

- F018A22D001
- F018A22D012
- F018A22D013
- F018A22D018
- F018A22D025
- F018A22D030
- F018A22D033

3000K

Non Dimmable

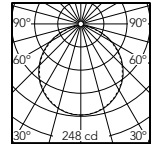
- F018A32A001
- F018A32A012
- F018A32A013
- F018A32A018
- F018A32A025
- F018A32A030
- F018A32A033

1-10V

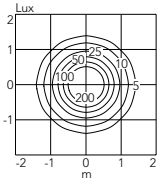
- F018A32B001
- F018A32B012
- F018A32B013
- F018A32B018
- F018A32B025
- F018A32B030
- F018A32B033

Dali

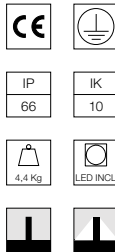
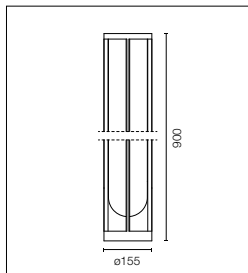
- F018A32D001
- F018A32D012
- F018A32D013
- F018A32D018
- F018A32D025
- F018A32D030
- F018A32D033



@3000K



In Vitro Bollard 3



Integriertes 220-240V -Netzteil zum Ein-/Ausschalten und Dimmen. Das Produkt wird mit einem dichten Stecker für den Anschluss an das Stromnetz geliefert. Das Gerät kann mit Dübeln auf jedem Boden installiert werden. Das Einbaugehäuse für die Installation auf einem Boden, auf dem eine Bodenplatte verlegt werden soll, muss separat bestellt werden.

Integrated 220–240V ON/OFF or dimmable electrical power. The unit comes with a watertight plug for connection to the electrical network. The device may be installed on any flooring with anchors. Box for installation on flooring laid over concrete sold separately.

Led Edge Lighting: 11W - 1150 lm ≠ FIXT 667 lm - 2700K/CRI 80 - 220-240V / 11W - 1230 lm ≠ FIXT 714 lm - 3000K/CRI 80 - 220-240V

2700K

Non Dimmable

- F018A23A001
- F018A23A012
- F018A23A013
- F018A23A018
- F018A23A025
- F018A23A030
- F018A23A033

1-10V

- F018A23B001
- F018A23B012
- F018A23B013
- F018A23B018
- F018A23B025
- F018A23B030
- F018A23B033

Dali

- F018A23D001
- F018A23D012
- F018A23D013
- F018A23D018
- F018A23D025
- F018A23D030
- F018A23D033

3000K

Non Dimmable

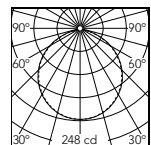
- F018A33A001
- F018A33A012
- F018A33A013
- F018A33A018
- F018A33A025
- F018A33A030
- F018A33A033

1-10V

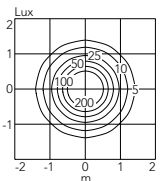
- F018A33B001
- F018A33B012
- F018A33B013
- F018A33B018
- F018A33B025
- F018A33B030
- F018A33B033

Dali

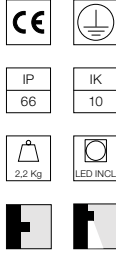
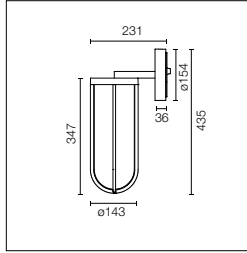
- F018A33D001
- F018A33D012
- F018A33D013
- F018A33D018
- F018A33D025
- F018A33D030
- F018A33D033



@3000K



In Vitro Wall



Wandbefestigung. Lichtquelle im Lieferumfang enthalten. Integriertes 220-240V -Netzteil zum Ein-/ Ausschalten und Dimmen.

Wall mount. Light source included. Integrated 220-240V ON/OFF or dimmable electrical power.

Led Edge Lighting: 11W - 1150 lm ≠ FIXT 667 lm - 2700K/CRI 80 - 220-240V / 11W - 1230 lm ≠ FIXT 714 lm - 3000K/CRI 80 - 220-240V

2700K

Non Dimmable

- F018B22A001
- F018B22A012
- F018B22A013
- F018B22A018
- F018B22A025
- F018B22A030
- F018B22A033

1-10V

- F018B22B001
- F018B22B012
- F018B22B013
- F018B22B018
- F018B22B025
- F018B22B030
- F018B22B033

Dali

- F018B22D001
- F018B22D012
- F018B22D013
- F018B22D018
- F018B22D025
- F018B22D030
- F018B22D033

3000K

Non Dimmable

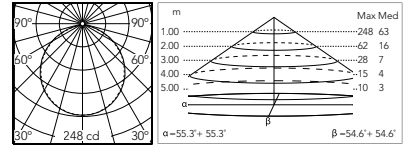
- F018B32A001
- F018B32A012
- F018B32A013
- F018B32A018
- F018B32A025
- F018B32A030
- F018B32A033

1-10V

- F018B32B001
- F018B32B012
- F018B32B013
- F018B32B018
- F018B32B025
- F018B32B030
- F018B32B033

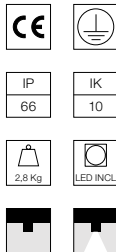
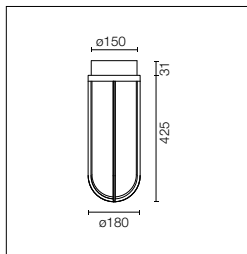
Dali

- F018B32D001
- F018B32D012
- F018B32D013
- F018B32D018
- F018B32D025
- F018B32D030
- F018B32D033



@3000K

In Vitro Ceiling



Lichtquelle im Lieferumfang enthalten. Deckenbefestigung. 220-240V -Netzteil zum Ein-/Ausschalten und Dimmen im Lieferumfang enthalten.

Light source included. Ceiling mount. Integrated 220-240V ON/OFF or dimmable electrical power.

Led Edge Lighting: 13W - 1378 lm ≠ FIXT 799 lm - 2700K/CRI 80 - 220-240V / 13W - 1474 lm ≠ FIXT 855 lm - 3000K/CRI 80 - 220-240V

2700K

Non Dimmable

- F018C25A001
- F018C25A012
- F018C25A013
- F018C25A018
- F018C25A025
- F018C25A030
- F018C25A033

1-10V

- F018C25B001
- F018C25B012
- F018C25B013
- F018C25B018
- F018C25B025
- F018C25B030
- F018C25B033

Dali

- F018C25D001
- F018C25D012
- F018C25D013
- F018C25D018
- F018C25D025
- F018C25D030
- F018C25D033

3000K

Non Dimmable

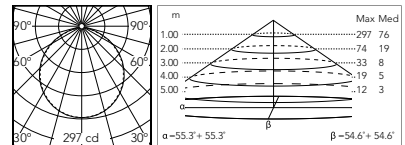
- F018C35A001
- F018C35A012
- F018C35A013
- F018C35A018
- F018C35A025
- F018C35A030
- F018C35A033

1-10V

- F018C35B001
- F018C35B012
- F018C35B013
- F018C35B018
- F018C35B025
- F018C35B030
- F018C35B033

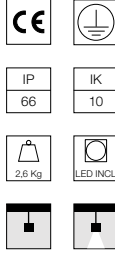
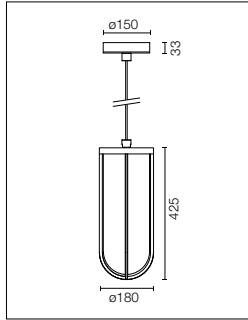
Dali

- F018C35D001
- F018C35D012
- F018C35D013
- F018C35D018
- F018C35D025
- F018C35D030
- F018C35D033



@3000K

In Vitro Suspension



Montage als Hängelampe. Lichtquelle im Lieferumfang enthalten. 220-240V -Netzteil zum Ein-/Ausschalten und Dimmen in spezieller Deckenbasis integriert. Maximale Länge des Hängekabellänge: 1000 mm.

Hanging version. Light source included. 220-240V ON/OFF or dimmable electrical power integrated within the dedicated ceiling attachment. Hanging cable length 1000 mm.

Led Edge Lighting: 13W - 1378 lm ≠ FIXT 799 lm - 2700K/CRI 80 - 220-240V / 13W - 1474 lm ≠ FIXT 855 lm - 3000K/CRI 80 - 220-240V

2700K

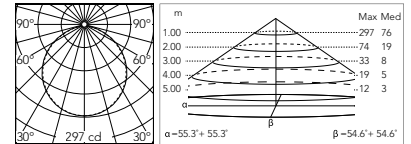
Non Dimmable

- F018D25A001
- F018D25A012
- F018D25A013
- F018D25A018
- F018D25A025
- F018D25A030
- F018D25A033
- 1-10V
- F018D25B001
- F018D25B012
- F018D25B013
- F018D25B018
- F018D25B025
- F018D25B030
- F018D25B033
- Dali
- F018D25D001
- F018D25D012
- F018D25D013
- F018D25D018
- F018D25D025
- F018D25D030
- F018D25D033

3000K

Non Dimmable

- F018D35A001
- F018D35A012
- F018D35A013
- F018D35A018
- F018D35A025
- F018D35A030
- F018D35A033
- 1-10V
- F018D35B001
- F018D35B012
- F018D35B013
- F018D35B018
- F018D35B025
- F018D35B030
- F018D35B033
- Dali
- F018D35D001
- F018D35D012
- F018D35D013
- F018D35D018
- F018D35D025
- F018D35D030
- F018D35D033



@3000K


Zubehör / Accessories

In Vitro Bollard

Überspannungsschutzgerät.
275 Vac. Maximaler Entladestrom 10KA (8 / 20us). Maximaler Betriebsstrom 5A. Geeignet für Reihenschaltung. IP66.

Surge protection device.
275Vac. Maximum discharge current 10KA (8/20us). Maximum operating current 5A. Suitable for series connection. IP66.

F990E00A000



Verbindungssystem, IP68, 2-Wege-H2O-Antikondensat, 4-polig.

2 way terminal block 4 poles IP68 H2O Stop.

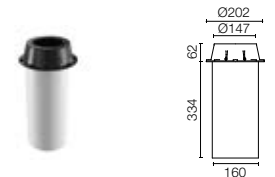
F990C00A000



Einbaugehäuse für Bodenmontage.

Box for ground installation.

F018Z000000



Mayday Outdoor

Designed by Konstantin Grcic







Familie / Family

Mayday Outdoor



Led Retrofit

Max. 10W
2700K/CRI 80
3000K/CRI 80

Ausführungen / Colours



Black



Leaf Green



Mustard Yellow

Beschreibung / Description

Mehrzweckleuchte, geeignet für den Außenbereich. Ihr praktischer Haken/Griff, der auch als Kabelwickler dient, besteht aus recyceltem Polypropylen und ist in der Outdoor-Version sowohl in klassischem Schwarz als auch in den natürlichen Farbtönen Blattgrün und Senfgelb erhältlich. Der Griff verfügt über einen praktischen, wasserdichten ON/OFF-Schalter. Das 6 Meter lange, mit einem Kabelhalter am Griff befestigte Kabel eignet sich für den Außenbereich und verfügt über einen Schuko-Stecker IP44. Der durch Spritzguss hergestellte, gefrostete kegelförmige Schirm besteht aus Industrieabfällen gewonnenem, nachhaltigem Polypropylen.

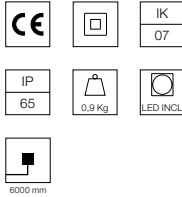
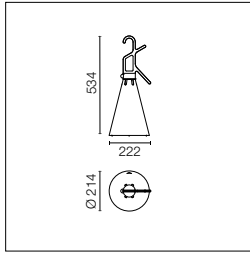
Schutz vor Witterungseinflüssen bekommt die Lichtquelle durch einen wasserdichten, durchscheinenden Kegelschirm aus Polymethylmethacrylat mit einer Elastomerdichtung, die die Schutzstufe IP65 gewährleistet.

Mayday lässt sich leicht zerlegen, sodass jedes Teil korrekt

Multipurpose luminaire suitable for outdoor use. Its practical hook/handle, which also serves to wind the cable, is made of recycled polypropylene. In the outdoor version, it is available both in the classic black color and in the natural shades of leaf green and mustard yellow. The handle has a convenient watertight ON/OFF switch. The 6 meters long outgoing cable, which is fixed to the handle by a cable guide, is suitable for outdoor use and has a Schuko IP44 plug. The conical diffuser, in opaline color and produced by injection printing, is made of sustainable polypropylene obtained from industrial waste.

The light source is protected from atmospheric agents by a watertight and transparent polymethylmethacrylate capsule, sealed by an elastomer seal that guarantees IP 65 protection.

Mayday is easy to disassemble so that each part can be properly recycled; no glue is used in the assembly process. The shipping packaging is completed with a pure natural cotton drill bag.



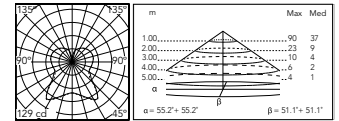
Fassung für E14 Leuchtmittel, Lichtquelle nicht im Lieferumfang enthalten.
 Netzteil 220-240V EIN/AUS. IP65-Schalter am Griff der Leuchte. Die Leuchte verfügt über ein 6 Meter langes Kabel für den Außenbereich und einen Schuko-Stecker IP44.

Socket for E14 bulb, light source not included.
 220-240 V ON/OFF electric power supply. IP65 switch on the handle of the luminaire. It has a 6 meter long cable for outdoor use and an IP44 Schuko plug.

Led Retrofit: Max. 10W - E14 - 220-240V


2700K

- F038AAAA0ZZ
- F038AACA0ZZ
- F038AABA0ZZ



@3000K

Mayday Outdoor: Zubehörteile / Accessories

LED-Lampe E14 8W 2700K 900 lm 230V T28. LED lamp E14 8W 2700K 900 lm 230V T28. RF32290 

LED-Lampe E14 8W 3000K 900 lm 230V T28. LED lamp E14 8W 3000K 900 lm 230V T28. RF32291 

Mile

Designed by Antonio Citterio






Mile Wall



Mile Ceiling 1



Mile Bollard 1

Familie / Family

Mile Bollard 1 600

Mono / Double



Mile Bollard 2 600

Mono / Double



Mile Bollard 1 900

Mono / Double



Mile Bollard 2 900

Mono / Double



Mid - Power Led

4,9W

283 lm - 2700K/CRI 80

294 lm - 3000K/CRI 80

305 lm - 4000K/CRI 80

2200K available on request.

Mid - Power Led

9,8W

2x283 lm - 2700K/CRI 80

2x294 lm - 3000K/CRI 80

2x305 lm - 4000K/CRI 80

2200K available on request.

Mid - Power Led

7,8W

603 lm - 2700K/CRI 80

627 lm - 3000K/CRI 80

651 lm - 4000K/CRI 80

2200K available on request.

Mid - Power Led

15,6W


2x603 lm - 2700K/CRI 80

2x627 lm - 3000K/CRI 80


2x651 lm - 4000K/CRI 80

2200K available on request.

Ausführungen / Colours



*00 Primer



01 White



06 Grey



**12 Forest Green



18 Deep Brown



30 Black



33 Anthracite

* Nur für Wand-, Weg- und Deckenversionen. / Only for Wall, Path and Ceiling versions.

** Nur für Wand-, Poller- und Wegeversionen / Only for Wall, Bollard and Path versions.

Mile Path 1



Mid - Power Led

4,9W
up to 100 lm - 2700K/CRI 80
up to 104 lm - 3000K/CRI 80
up to 108 lm - 4000K/CRI 80
2200K available on request.

Mile Path 2



Mid - Power Led

7,6W
up to 172 lm - 2700K/CRI 80
up to 179 lm - 3000K/CRI 80
up to 186 lm - 4000K/CRI 80
2200K available on request.

Mile Wall 1

Up / Down / Up&Down



Mid - Power Led

4,9W
283 lm - 2700K/CRI 80
294 lm - 3000K/CRI 80
305 lm - 4000K/CRI 80
2200K available on request.

Mid - Power Led

8,1W
2x283 lm - 2700K/CRI 80
2x294 lm - 3000K/CRI 80
2x305 lm - 4000K/CRI 80
2200K available on request.

Washer

Up / Down / Up&Down

Mid - Power Led

4,9W
291 lm - 2700K/CRI 80
303 lm - 3000K/CRI 80
314 lm - 4000K/CRI 80
2200K available on request.

Mid - Power Led

8,1W
2x291 lm - 2700K/CRI 80
2x303 lm - 3000K/CRI 80
2x314 lm - 4000K/CRI 80
2200K available on request.

Mile Wall 2

Up / Down / Up&Down



Mid - Power Led

7,8W
603 lm - 2700K/CRI 80
627 lm - 3000K/CRI 80
651 lm - 4000K/CRI 80
2200K available on request.

Mid - Power Led

13,5W
2x603 lm - 2700K/CRI 80
2x627 lm - 3000K/CRI 80
2x651 lm - 4000K/CRI 80
2200K available on request.

Washer

Up / Down / Up&Down

Mid - Power Led

6,4W
453 lm - 2700K/CRI 80
471 lm - 3000K/CRI 80
489 lm - 4000K/CRI 80
2200K available on request.

Mid - Power Led

10,5W
2x453 lm - 2700K/CRI 80
2x471 lm - 3000K/CRI 80
2x489 lm - 4000K/CRI 80
2200K available on request.

Mile Ceiling 1



Mile Recessed 1



Power Led

11W
736 lm - 2700K/CRI 80
759 lm - 3000K/CRI 80
791 lm - 4000K/CRI 80
2200K available on request.

Mile Ceiling 2



Mile Recessed 2



Power Led

15W
1032 lm - 2700K/CRI 80
1344 lm - 3000K/CRI 80
1400 lm - 4000K/CRI 80
2200K available on request.

Mile Bollard

Kollektion von Außenpollern mit einem strengen und minimalistischen Design mit LED-Lichtquelle, passend zu den Wandversionen.

Poller in unidirektionaler oder bidirektionaler Ausführung, erhältlich in zwei Höhen und zwei Breiten, abhängig von der Lichtquelle und der gewünschten Leistung, gekennzeichnet durch einen robusten Rahmen aus stranggepresstem Aluminium ohne sichtbare Schrauben, mit erhöhtem Sockel auf dem Boden für eine einfachere und schnellere Installation. Die Kopfbefestigungsschrauben sind aus rostfreiem Stahl AISI 316L gefertigt.

Erhältlich in verschiedenen Ausführungen mit zweischichtiger Pulverbeschichtung und chemischer Umwandlungsbehandlung zum Schutz vor Korrosion.

Der Diffusor ist aus UV-stabilisiertem, transparentem Polycarbonat gefertigt.

Der asymmetrische Reflektorschirm besteht aus reinem Aluminium, oxidiert und poliert, und enthält die LED-Quelle in einer rückwärtigen Position, um Direktblendung zu reduzieren; der asymmetrische, nach unten gerichtete Lichtaustritt macht die Leuchte konform mit den aktuellen Gesetzen zur Lichtverschmutzung.

Die Bollard-Versionen können auf jedem Boden mit Dübeln oder unter Verwendung der als Zubehör mitgelieferten Ankerplatte einfach auf dem Boden installiert werden, so dass die Basis des Produkts vollständig in den Boden integriert ist.

Mile Path

Kollektion von Außenwandleuchten mit strengem, minimalistischem Design und LED-Lichtquelle, die mit den Wall- und Bollard-Versionen kombiniert werden können.

Erhältlich in zwei Größen und in verschiedenen Ausführungen mit einer zweischichtigen Pulverbeschichtung.

Die Primer-Version muss nach der Installation mit den typischen Farben auf Wasserbasis (Tempera, Stuck, Wasserfarben) gestrichen werden, um eine maximale Integration in die Architektur zu gewährleisten.

Die Befestigungsschrauben sind aus rostfreiem Stahl AISI 316L. Der Diffusor ist aus UV-stabilisiertem, transparentem Polycarbonat gefertigt.

Der asymmetrische Reflektorschirm besteht aus schwarz lackiertem Aluminium, um Direktblendung durch Reflexionen zu reduzieren, und enthält die LED-Quelle in einer rückwärtigen Position; der asymmetrische Lichtaustritt nach unten macht die Leuchte konform mit den aktuellen Gesetzen zur Lichtverschmutzung. Inklusive Wandhalterung.

Mile Wall

Komplette Familie von Wandleuchten mit strengem und minimalistischem Design und LED-Lichtquelle. Das Design zeichnet sich durch einen Aluminiumdruckgussrahmen mit sehr geringem Kupferanteil und guten mechanischen Eigenschaften in Kombination mit guter Korrosionsbeständigkeit dank der chemischen Umwandlungsbehandlung der Oberfläche aus.

Erhältlich in zwei Größen und in verschiedenen Ausführungen mit einer zweischichtigen Pulverbeschichtung.

Die Primer-Version muss nach der Installation mit den typischen Farben auf Wasserbasis (Tempera, Stuck, Wasserfarben) gestrichen werden, um eine maximale Integration in die Architektur zu gewährleisten.

Die Befestigungsschrauben sind aus rostfreiem Stahl AISI 316L gefertigt. Der Diffusor, der perfekt koplanar mit dem Zierband ist, besteht aus transparentem Polycarbonat, UV-stabilisiert.

Der asymmetrische Reflektorschirm besteht aus reinem Aluminium, oxidiert und poliert, und enthält die LED-Quelle in einer rückwärtigen Position, um Direktblendung zu reduzieren.

Die asymmetrische Optik ist so konzipiert, dass sie ein breites Spektrum an Lichtleistung und einen flexiblen Einsatz in unterschiedlichen architektonischen Kontexten gewährleistet. Es sind einfach abstrahlende Versionen mit nach oben oder nach unten

gerichtetem Licht und doppelt abstrahlende Versionen erhältlich. Jede Version ist in zwei verschiedenen Beleuchtungslösungen erhältlich: als Wall-Washer oder als asymmetrische Beleuchtung, z. B. im Fall von Veranden oder Foyers, wobei die Version mit nach oben gerichtetem Licht die Decke selbst zum Diffusor macht und absoluten Komfort bietet. Die Doppelemissionsversion ist sowohl mit identischer Optik als auch mit gemischter asymmetrischer Optik + Washer erhältlich.

Mile Ceiling

Kollektion von Deckenleuchten für den Außenbereich mit einem strengen und minimalistischen Design mit LED-Lichtquelle, die mit den Wall-, Bollard- und Path-Versionen kombiniert werden können.

Erhältlich in zwei verschiedenen Größen und in verschiedenen Ausführungen mit einer zweischichtigen Pulverbeschichtung. Die Primer-Version muss nach der Installation mit typischen Farben auf Wasserbasis (Tempera, Stuck, Wasserfarben) gestrichen werden, um eine maximale Integration in die Architektur zu gewährleisten.

Die optische Einheit wurde speziell entwickelt, um maximalen Sehkomfort und eine Reduzierung der Direktblendung zu gewährleisten, ohne dabei die Effizienz zu beeinträchtigen: Die Lichtquelle besteht aus rückseitigen Power-LEDs, die transparenten Polycarbonat-Linsen sorgen für einen kontrollierten und homogenen Lichtstrahl, und die konischen Reflektoren aus glänzend schwarzem Polycarbonat bieten eine Abschirmung mit extremen Abblendwinkeln, und das alles bei reduzierter Größe.

Die optische Einheit ist in vier verschiedenen Ausstrahlungswinkeln erhältlich, was einen breiten Einsatzbereich und Flexibilität in den unterschiedlichsten architektonischen Kontexten ermöglicht: Sowohl bei intensiven Strahlen als auch bei diffusen Lichteffekten ist die optische Kontrolle immer hervorragend und Störlicht ist völlig ausgeschlossen.

Die Befestigungsschrauben sind aus rostfreiem Stahl AISI 316L gefertigt. Inklusive Deckenhalterung.

Mile Recessed

Kollektion von Einbaudeckenleuchten für den Außenbereich mit strengem, minimalistischem Design und LED-Lichtquelle, die mit den Ceiling-, Wall-, Bollard- und Path-Versionen kombiniert werden können.

Erhältlich in zwei verschiedenen Größen und in verschiedenen Ausführungen mit einer zweischichtigen Pulverbeschichtung. Die Primer-Version muss nach der Installation mit den typischen Farben auf Wasserbasis (Tempera, Stuck, Wasserfarben) gestrichen werden, um eine maximale Integration in die Architektur zu gewährleisten.

Wie bei den Deckenversionen wurde die optische Einheit speziell entwickelt, um maximalen Sehkomfort und die Reduzierung der Direktblendung zu gewährleisten, ohne dabei die Effizienz zu beeinträchtigen: Die Lichtquelle besteht aus rückwärtigen Power-LEDs, die transparenten Polycarbonat-Linsen sorgen für einen kontrollierten und homogenen Lichtstrahl, und die konischen Reflektoren aus glänzend schwarzem Polycarbonat bieten eine Abschirmung mit extremen Abblendwinkeln, und das alles bei reduzierter Größe.

Die optische Einheit ist in vier verschiedenen Ausstrahlungswinkeln erhältlich, was einen breiten Einsatzbereich und Flexibilität in den unterschiedlichsten architektonischen Kontexten ermöglicht: Sowohl bei intensiven Strahlen als auch bei diffusen Lichteffekten ist die optische Kontrolle immer hervorragend und Störlicht ist völlig ausgeschlossen.

Die Leuchte kann in Zwischendecken mit Federn eingebaut werden. Der Anschlagrahmen mit minimaler Dicke ermöglicht einen perfekten ästhetischen Abschluss der Leuchte in der Decke. Die verzinkte Stahlschalung zum Betonieren ist als Zubehör für Ziegel- oder Stahlbetondecken erhältlich.

Mile Bollard

Collection of outdoor bollards with a rigorous, minimal design and LED light source that can be combined with wall versions.

Uni- or bi-directional bollard version, available in two heights and widths, based on light source and power requirements. The rigid frame is made of extruded aluminum with no visible screws, and the base rises above the ground for a quick, simple installation. The head anchoring hardware is made of AISI 316L stainless steel.

Available in various finishes with a double layer of powder coating and chemical conversion treatment to protect it against corrosion.

The diffuser is made of transparent, UV-stabilized polycarbonate.

The asymmetric reflecting screen is made of pure, oxidized and polished aluminum, with LED source in a rear position to reduce direct glare. The downward, asymmetric light emission ensures the luminaire's compliance with existing light pollution laws.

Bollard versions may be easily installed on any flooring on the ground with anchors, or with the dedicated anchoring plate accessory to completely integrate the base of the product with the pavement.

Mile Path

Collection of outdoor wall luminaires with a rigorous, minimal design and LED light source that can be combined with wall and bollard versions.

Available in two sizes and various finishes with a double layer of powder coating.

Primer version to be painted after installation with regular water-based colors (tempera, stucco, water-based paints) to ensure flawless integration with the building.

The anchoring hardware is made of AISI 316L stainless steel. Diffuser is made of transparent, UV-stabilized polycarbonate. The asymmetric, reflecting screen is made of aluminum painted in black to reduce direct glare from reflections. It holds the LED source in a rear position. The downward, asymmetric light emission ensures the luminaire's compliance with existing light pollution laws. Wall mounting bracket included.

Mile Wall

Complete family of wall luminaires with a rigorous, minimal design with LED light source, a design characterized by a die-cast aluminum trim with very low copper content and good mechanical features combined with good resistance against corrosion thanks to the surface chemical conversion treatment.

Available in two sizes and various finishes with a double layer of powder coating.

Primer version to be painted after installation with regular water-based colors (tempera, stucco, water-based paints) to ensure flawless integration with the building.

The anchoring hardware is made of AISI 316L stainless steel. The diffuser is perfectly flush with the decorative band and is made of transparent, UV-stabilized polycarbonate.

The asymmetric, reflecting screen is made of pure, oxidized and polished aluminum, with LED source in a rear position to reduce direct glare.

Its asymmetrical optical unit is designed to ensure a wide range of lighting features and flexible use in different architectural settings. Single-emission version directing light upwards or downwards and dual-emission version available. Each version is available in two different lighting solutions: wall-washer lighting or asymmetric lighting. For instance, by

using the version with light directed upwards in porticos or entrance halls, the ceiling itself becomes a diffuser, offering absolute comfort. Dual emission version is available with both identical optical units and mixed, asymmetric + washer optical units.

Mile Ceiling

Outdoor ceiling-mounted lights collection, with a rigorous, minimal design and LED light source that can be combined with wall, bollard and path versions.

Available in two different sizes and various finishes with a double layer of powder coating.

Primer version to be painted after installation with regular water-based colors (tempera, stucco, water-based paints) to ensure flawless integration with the building.

The optical unit is specifically designed to ensure maximum visual comfort and direct glare reduction without compromising overall efficiency: the light source comprises rear power LEDs; its transparent polycarbonate lenses ensure a controlled and homogeneous beam of light; and the glossy black polycarbonate cone reflectors provide an extreme, sharp-angled screening, all in a small footprint.

The optical unit is available in four different beam angles, allowing a wide range of uses and flexibility in the most varied architectural settings: both in the case of intense beams and diffuse light effects, optical control is always exceptional and spurious light is totally absent.

The anchoring hardware is made of AISI 316L stainless steel. Ceiling mounting bracket included.

Mile Recessed

Collection of outdoor, ceiling-mounted, recessed lights with a rigorous, minimal design and LED light source that can be combined with ceiling, wall, bollard and path versions.

Available in two different sizes and various finishes with a double layer of powder coating.

Primer version to be painted after installation with regular water-based colors (tempera, stucco, water-based paints) to ensure flawless integration with the building.

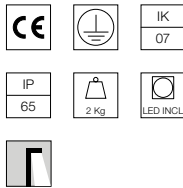
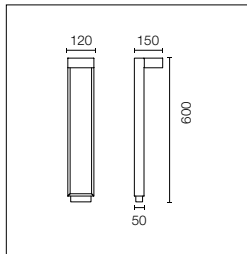
As in ceiling versions, the optical unit is specifically designed to ensure maximum visual comfort and direct glare reduction without compromising overall efficiency: the light source comprises rear power LEDs; its transparent polycarbonate lenses ensure a controlled and homogeneous beam of light; and the glossy black polycarbonate cone reflectors provide an extreme, sharp-angled screening, all in a small footprint.

The optical unit is available in four different beam angles, allowing a wide range of uses and flexibility in the most varied architectural settings: both in the case of intense beams and diffuse light effects, optical control is always exceptional and spurious light is totally absent.

The luminaire can be installed in a drop ceiling using the supplied springs. The minimal thickness of the stop frame allows a perfect, aesthetic finish of the luminaire in the ceiling.

The accessory box for installation in galvanized steel for concreting is available for brick or reinforced concrete ceilings.

Mile Bollard 1 600 Mono



LED-Lichtquelle im Lieferumfang enthalten. Integriertes 220-240V Netzteil zum Ein-/Ausschalten. Ausgestattet mit einem Ausgangskabelteil aus Neopren und einem 2-Wege-H₂O-Kondensationsschutzsystem (IP68). Das Gerät kann mit Dübeln auf jedem Boden installiert werden. Die Befestigungsplatte für die Installation auf einem Boden, auf dem eine Bodenplatte verlegt werden soll, muss separat bestellt werden.

LED light source included. Integrated 220-240V ON/OFF electrical power. Equipped with a length of neoprene cable and an IP68 2-way anti-condensation H₂O stop seal system. The device may be installed on any flooring with anchors. Anchoring plate for installation on flooring laid over concrete sold separately.

2200K auf Anfrage erhältlich.

2200K available on request.

Mid - Power Led: 4,9W - 427 lm ≠ FIXT 283 lm - 2700K/CRI 80 - 220-240V / 4,9W - 445 lm ≠ FIXT 294 lm - 3000K/CRI 80 - 220-240V / 4,9W - 462 lm ≠ FIXT 305 lm - 4000K/CRI 80 - 220-240V

2700K

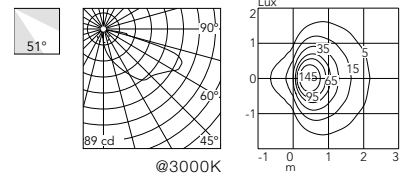
- F015G21A001
- F015G21A006
- F015G21A012
- F015G21A018
- F015G21A030
- F015G21A033

3000K

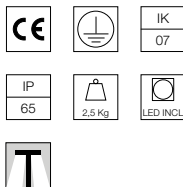
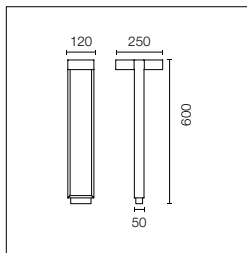
- F015G31A001
- F015G31A006
- F015G31A012
- F015G31A018
- F015G31A030
- F015G31A033

4000K

- F015G41A001
- F015G41A006
- F015G41A012
- F015G41A018
- F015G41A030
- F015G41A033



Mile Bollard 1 600 Double



LED-Lichtquelle im Lieferumfang enthalten. Integriertes 220-240V Netzteil zum Ein-/Ausschalten. Ausgestattet mit einem Ausgangskabelteil aus Neopren und einem 2-Wege-H₂O-Kondensationsschutzsystem (IP68). Das Gerät kann mit Dübeln auf jedem Boden installiert werden. Die Befestigungsplatte für die Installation auf einem Boden, auf dem eine Bodenplatte verlegt werden soll, muss separat bestellt werden.

LED light source included. Integrated 220-240V ON/OFF electrical power. Equipped with a length of neoprene cable and an IP68 2-way anti-condensation H₂O stop seal system. The device may be installed on any flooring with anchors. Anchoring plate for installation on flooring laid over concrete sold separately.

2200K auf Anfrage erhältlich.

2200K available on request.

Mid - Power Led: 9,8W - 2x427 lm ≠ FIXT 2x283 lm - 2700K/CRI 80 - 220-240V / 9,8W - 2x445 lm ≠ FIXT 2x294 lm - 3000K/CRI 80 - 220-240V / 9,8W - 2x462 lm ≠ FIXT 2x305 lm - 4000K/CRI 80 - 220-240V

2700K

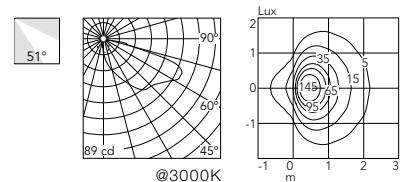
- F015G22A001
- F015G22A006
- F015G22A012
- F015G22A018
- F015G22A030
- F015G22A033

3000K

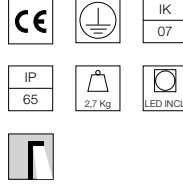
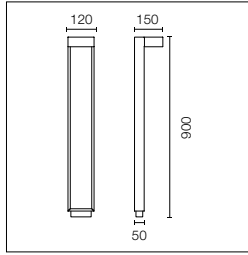
- F015G32A001
- F015G32A006
- F015G32A012
- F015G32A018
- F015G32A030
- F015G32A033

4000K

- F015G42A001
- F015G42A006
- F015G42A012
- F015G42A018
- F015G42A030
- F015G42A033



Mile Bollard 1 900 Mono



LED-Lichtquelle im Lieferumfang enthalten. Integriertes 220-240V Netzteil zum Ein-/ Ausschalten. Ausgestattet mit einem Ausgangskabelteil aus Neopren und einem 2-Wege-H₂O-Kondensationsschutzsystem (IP68). Das Gerät kann mit Dübeln auf jedem Boden installiert werden. Die Befestigungsplatte für die Installation auf einem Boden, auf dem eine Bodenplatte verlegt werden soll, muss separat bestellt werden.

LED light source included. Integrated 220-240V ON/OFF electrical power. Equipped with a length of neoprene cable and an IP68 2-way anti-condensation H₂O stop seal system. The device may be installed on any flooring with anchors. Anchoring plate for installation on flooring laid over concrete sold separately.

2200K auf Anfrage erhältlich.

2200K available on request.

Mid - Power Led: 4,9W - 427 lm ≠ FIXT 283 lm - 2700K/CRI 80 - 220-240V / 4,9W - 445 lm ≠ FIXT 294 lm - 3000K/CRI 80 - 220-240V / 4,9W - 462 lm ≠ FIXT 305 lm - 4000K/CRI 80 - 220-240V

2700K

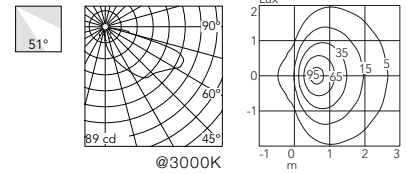
- F015H21A001
- F015H21A006
- F015H21A012
- F015H21A018
- F015H21A030
- F015H21A033

3000K

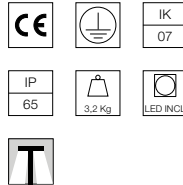
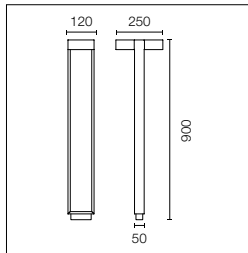
- F015H31A001
- F015H31A006
- F015H31A012
- F015H31A018
- F015H31A030
- F015H31A033

4000K

- F015H41A001
- F015H41A006
- F015H41A012
- F015H41A018
- F015H41A030
- F015H41A033



Mile Bollard 1 900 Double



LED-Lichtquelle im Lieferumfang enthalten. Integriertes 220-240V Netzteil zum Ein-/ Ausschalten. Ausgestattet mit einem Ausgangskabelteil aus Neopren und einem 2-Wege-H₂O-Kondensationsschutzsystem (IP68). Das Gerät kann mit Dübeln auf jedem Boden installiert werden. Die Befestigungsplatte für die Installation auf einem Boden, auf dem eine Bodenplatte verlegt werden soll, muss separat bestellt werden.

LED light source included. Integrated 220-240V ON/OFF electrical power. Equipped with a length of neoprene cable and an IP68 2-way anti-condensation H₂O stop seal system. The device may be installed on any flooring with anchors. Anchoring plate for installation on flooring laid over concrete sold separately.

2200K auf Anfrage erhältlich.

2200K available on request.

Mid - Power Led: 9,8W - 2x427 lm ≠ FIXT 2x283 lm - 2700K/CRI 80 - 220-240V / 9,8W - 2x445 lm ≠ FIXT 2x294 lm - 3000K/CRI 80 - 220-240V / 9,8W - 2x462 lm ≠ FIXT 2x305 lm - 4000K/CRI 80 - 220-240V

2700K

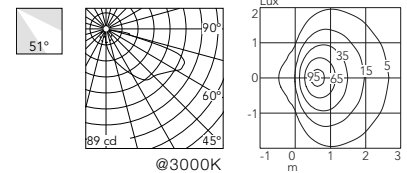
- F015H22A001
- F015H22A006
- F015H22A012
- F015H22A018
- F015H22A030
- F015H22A033

3000K

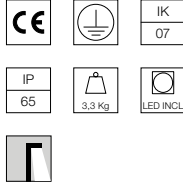
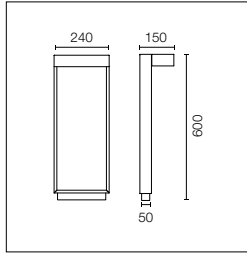
- F015H32A001
- F015H32A006
- F015H32A012
- F015H32A018
- F015H32A030
- F015H32A033

4000K

- F015H42A001
- F015H42A006
- F015H42A012
- F015H42A018
- F015H42A030
- F015H42A033



Mile Bollard 2 600 Mono



LED-Lichtquelle im Lieferumfang enthalten. Integriertes 220-240V Netzteil zum Ein-/ Ausschalten. Ausgestattet mit einem Ausgangskabelteil aus Neopren und einem 2-Wege-H₂O-Kondensationsschutzsystem (IP68). Das Gerät kann mit Dübeln auf jedem Boden installiert werden. Die Befestigungsplatte für die Installation auf einem Boden, auf dem eine Bodenplatte verlegt werden soll, muss separat bestellt werden.

LED light source included. Integrated 220-240V ON/OFF electrical power. Equipped with a length of neoprene cable and an IP68 2-way anti-condensation H₂O stop seal system. The device may be installed on any flooring with anchors. Anchoring plate for installation on flooring laid over concrete sold separately.

2200K auf Anfrage erhältlich.

2200K available on request.

Mid - Power Led: 7,8W - 838 lm ≠ FIXT 603 lm - 2700K/CRI 80 - 220-240V / 7,8W - 872 lm ≠ FIXT 627 lm - 3000K/CRI 80 - 220-240V / 7,8W - 905 lm ≠ FIXT 651 lm - 4000K/CRI 80 - 220-240V

2700K

Non Dimmable

- F015J21A001
 - F015J21A006
 - F015J21A012
 - F015J21A018
 - F015J21A030
 - F015J21A033
- 1-10V

- F015J21B001
- F015J21B006
- F015J21B012
- F015J21B018
- F015J21B030
- F015J21B033

Dali

- F015J21D001
- F015J21D006
- F015J21D012
- F015J21D018
- F015J21D030
- F015J21D033

3000K

Non Dimmable

- F015J31A001
 - F015J31A006
 - F015J31A012
 - F015J31A018
 - F015J31A030
 - F015J31A033
- 1-10V

- F015J31B001
- F015J31B006
- F015J31B012
- F015J31B018
- F015J31B030
- F015J31B033

Dali

- F015J31D001
- F015J31D006
- F015J31D012
- F015J31D018
- F015J31D030
- F015J31D033

4000K

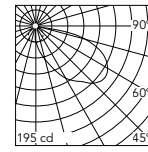
Non Dimmable

- F015J41A001
 - F015J41A006
 - F015J41A012
 - F015J41A018
 - F015J41A030
 - F015J41A033
- 1-10V

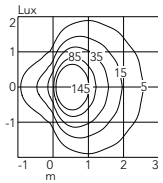
- F015J41B001
- F015J41B006
- F015J41B012
- F015J41B018
- F015J41B030
- F015J41B033

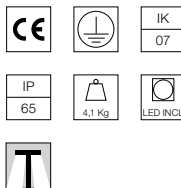
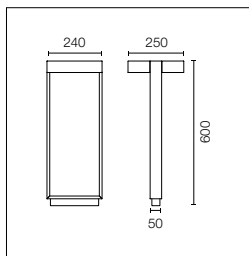
Dali

- F015J41D001
- F015J41D006
- F015J41D012
- F015J41D018
- F015J41D030
- F015J41D033



@3000K





LED-Lichtquelle im Lieferumfang enthalten. Integriertes 220-240V Netzteil zum Ein-/Ausschalten. Ausgestattet mit einem Ausgangskabelteil aus Neopren und einem 2-Wege-H₂O-Kondensationsschutzsystem (IP68). Das Gerät kann mit Dübeln auf jedem Boden installiert werden. Die Befestigungsplatte für die Installation auf einem Boden, auf dem eine Bodenplatte verlegt werden soll, muss separat bestellt werden.

LED light source included. Integrated 220-240V ON/OFF electrical power. Equipped with a length of neoprene cable and an IP68 2-way anti-condensation H₂O stop seal system. The device may be installed on any flooring with anchors. Anchoring plate for installation on flooring laid over concrete sold separately.

2200K auf Anfrage erhältlich.

2200K available on request.

Mid - Power Led: 15,6W - 2x838 lm ≠ FIXT 2x603 lm - 2700K/CRI 80 - 220-240V / 15,6W - 2x872 lm ≠ FIXT 2x627 lm - 3000K/CRI 80 - 220-240V / 15,6W - 2x905 lm ≠ FIXT 2x651 lm - 4000K/CRI 80 - 220-240V

2700K

Non Dimmable

- F015J22A001
- F015J22A006
- F015J22A012
- F015J22A018
- F015J22A030
- F015J22A033
- 1-10V
- F015J22B001
- F015J22B006
- F015J22B012
- F015J22B018
- F015J22B030
- F015J22B033
- Dali
- F015J22D001
- F015J22D006
- F015J22D012
- F015J22D018
- F015J22D030
- F015J22D033

3000K

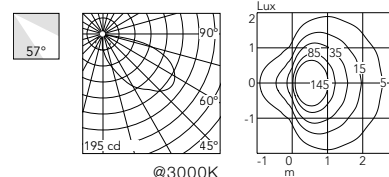
Non Dimmable

- F015J32A001
- F015J32A006
- F015J32A012
- F015J32A018
- F015J32A030
- F015J32A033
- 1-10V
- F015J32B001
- F015J32B006
- F015J32B012
- F015J32B018
- F015J32B030
- F015J32B033
- Dali
- F015J32D001
- F015J32D006
- F015J32D012
- F015J32D018
- F015J32D030
- F015J32D033

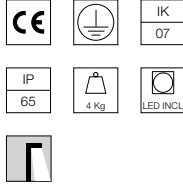
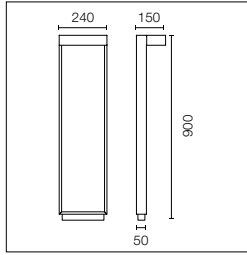
4000K

Non Dimmable

- F015J42A001
- F015J42A006
- F015J42A012
- F015J42A018
- F015J42A030
- F015J42A033
- 1-10V
- F015J42B001
- F015J42B006
- F015J42B012
- F015J42B018
- F015J42B030
- F015J42B033
- Dali
- F015J42D001
- F015J42D006
- F015J42D012
- F015J42D018
- F015J42D030
- F015J42D033



Mile Bollard 2 900 Mono



LED-Lichtquelle im Lieferumfang enthalten. 220-240V Netzteil zum Ein-/Ausschalten und 1-10V-Dimmer oder DALI integriert. Ausgestattet mit einem Ausgangskabelteil aus Neopren und einem 2-Wege-H₂O-Kondensationsschutzsystem (IP68). Das Gerät kann mit Dübeln auf jedem Boden installiert werden. Die Befestigungsplatte für die Installation auf einem Boden, auf dem eine Bodenplatte verlegt werden soll, muss separat bestellt werden.

LED light source included. Integrated 220-240V ON/OFF and 1-10V or DALI dimmable electrical power. Equipped with a length of neoprene cable and an IP68 2-way anti-condensation H₂O stop seal system. The device may be installed on any flooring with anchors. Anchoring plate for installation on flooring laid over concrete sold separately.

2200K auf Anfrage erhältlich.

2200K available on request.

Mid - Power Led: 7,8W - 838 lm ≠ FIXT 603 lm - 2700K/CRI 80 - 220-240V / 7,8W - 872 lm ≠ FIXT 627 lm - 3000K/CRI 80 - 220-240V / 7,8W - 905 lm ≠ FIXT 651 lm - 4000K/CRI 80 - 220-240V

2700K

Non Dimmable

- F015K21A001
- F015K21A006
- F015K21A012
- F015K21A018
- F015K21A030
- F015K21A033
- 1-10V
- F015K21B001
- F015K21B006
- F015K21B012
- F015K21B018
- F015K21B030
- F015K21B033
- Dali
- F015K21D001
- F015K21D006
- F015K21D012
- F015K21D018
- F015K21D030
- F015K21D033

3000K

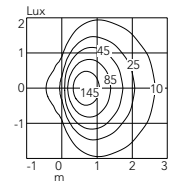
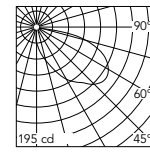
Non Dimmable

- F015K31A001
- F015K31A006
- F015K31A012
- F015K31A018
- F015K31A030
- F015K31A033
- 1-10V
- F015K31B001
- F015K31B006
- F015K31B012
- F015K31B018
- F015K31B030
- F015K31B033
- Dali
- F015K31D001
- F015K31D006
- F015K31D012
- F015K31D018
- F015K31D030
- F015K31D033

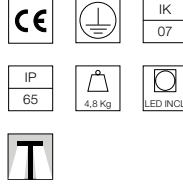
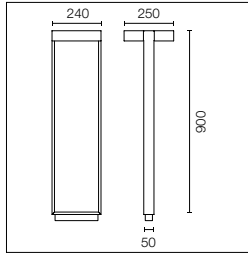
4000K

Non Dimmable

- F015K41A001
- F015K41A006
- F015K41A012
- F015K41A018
- F015K41A030
- F015K41A033
- 1-10V
- F015K41B001
- F015K41B006
- F015K41B012
- F015K41B018
- F015K41B030
- F015K41B033
- Dali
- F015K41D001
- F015K41D006
- F015K41D012
- F015K41D018
- F015K41D030
- F015K41D033



Mile Bollard 2 900 Double



LED-Lichtquelle im Lieferumfang enthalten. 220-240V Netzteil zum Ein-/Aussschalten und 1-10V-Dimmer oder DALI integriert. Ausgestattet mit einem Ausgangskabelteil aus Neopren und einem 2-Wege-H₂O-Kondensationsschutzsystem (IP68). Das Gerät kann mit Dübeln auf jedem Boden installiert werden. Die Befestigungsplatte für die Installation auf einem Boden, auf dem eine Bodenplatte verlegt werden soll, muss separat bestellt werden.

LED light source included. Integrated 220-240V ON/OFF electrical power. Equipped with a length of neoprene cable and an IP68 2-way anti-condensation H₂O stop seal system. The device may be installed on any flooring with anchors. Anchoring plate for installation on flooring laid over concrete sold separately.

2200K auf Anfrage erhältlich.

2200K available on request.

Mid - Power Led: 15,6W - 2x838 lm ≠ FIXT 2x603 lm - 2700K/CRI 80 - 220-240V / 15,6W - 2x872 lm ≠ FIXT 2x627 lm - 3000K/CRI 80 - 220-240V / 15,6W - 2x905 lm ≠ FIXT 2x651 lm - 4000K/CRI 80 - 220-240V

2700K

Non Dimmable

- F015K22A001
- F015K22A006
- F015K22A012
- F015K22A018
- F015K22A030
- F015K22A033

1-10V

- F015K22B001
- F015K22B006
- F015K22B012
- F015K22B018
- F015K22B030
- F015K22B033

Dali

- F015K22D001
- F015K22D006
- F015K22D012
- F015K22D018
- F015K22D030
- F015K22D033

3000K

Non Dimmable

- F015K32A001
- F015K32A006
- F015K32A012
- F015K32A018
- F015K32A030
- F015K32A033

1-10V

- F015K32B001
- F015K32B006
- F015K32B012
- F015K32B018
- F015K32B030
- F015K32B033

Dali

- F015K32D001
- F015K32D006
- F015K32D012
- F015K32D018
- F015K32D030
- F015K32D033

4000K

Non Dimmable

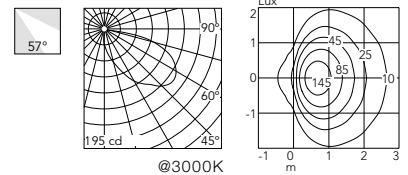
- F015K42A001
- F015K42A006
- F015K42A012
- F015K42A018
- F015K42A030
- F015K42A033

1-10V

- F015K42B001
- F015K42B006
- F015K42B012
- F015K42B018
- F015K42B030
- F015K42B033

Dali

- F015K42D001
- F015K42D006
- F015K42D012
- F015K42D018
- F015K42D030
- F015K42D033



Mile Bollard: Zubehör / Accessories

Stiftschraubenplatte.

Base plate with bolt.

Bollard 1

F015Z000000



Stiftschraubenplatte.

Base plate with bolt.

Bollard 2

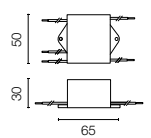
F015Z010000



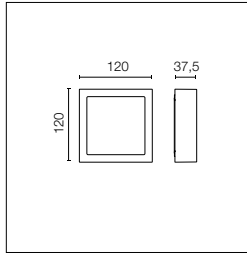
Überspannungsschutzgerät.
275 Vac. Maximaler Entladestrom 10KA (8 / 20us). Maximaler Betriebsstrom 5A. Geeignet für Reihenschaltung. IP66.

Surge protection device.
275Vac. Maximum discharge current 10KA (8/20us). Maximum operating current 5A. Suitable for series connection. IP66.

F990E00A000



Mile Path 1



Inklusive LED-Lichtquelle.
Integrierte 220-240V ON/OFF-
Stromversorgung.
Ausgestattet mit doppelter
Kabeldurchführung für Ein- und
Ausgangsanschluss. Inklusive
Befestigungshalterung.



LED light source included.
Integrated 220-240 V ON/OFF
electrical power.
Equipped with double cable
gland for inlet and outlet
connection. Fixing bracket
included.

2200K auf Anfrage erhältlich.

2200K available on request.

Mid - Power Led: 4,9W - 422 lm ≠ FIXT 100 lm - 2700K/CRI>80 - 220-240V / 4,9W - 439 lm ≠ FIXT 104 lm - 3000K/CRI>80 - 220-240V /
4,9W - 456 lm ≠ FIXT 108 lm - 4000K/CRI>80 - 220-240V

2700K

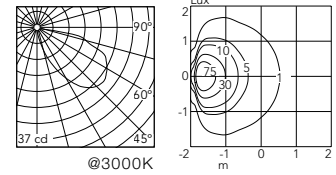
- F015L20A000
- F015L20A001
- F015L20A006
- F015L20A012
- F015L20A018
- F015L20A030
- F015L20A033

3000K

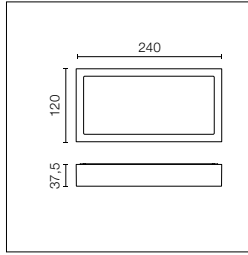
- F015L30A000
- F015L30A001
- F015L30A006
- F015L30A012
- F015L30A018
- F015L30A030
- F015L30A033

4000K

- F015L40A000
- F015L40A001
- F015L40A006
- F015L40A012
- F015L40A018
- F015L40A030
- F015L40A033



Mile Path 2



Inklusive LED-Lichtquelle. Integrierte Spannungsversorgung 220-240V ON/OFF oder dimmbar 1-10V / DALI. Ausgestattet mit Kabelverschraubung für IP-dichten Sicherheitsanschluss. Inklusive Befestigungshalterung.

LED light source included. Integrated 220-240V ON/OFF and 1-10V/DALI dimmable electrical power. Equipped with a cable gland for safety connection with IP tightness. Fixing bracket included.

2200K auf Anfrage erhältlich.

2200K available on request.

Mid - Power Led: 7,6W - 818 lm ≠ FIXT 172 lm - 2700K/CRI>80 - 220-240V / 7,6W - 850 lm ≠ FIXT 179 lm - 3000K/CRI>80 - 220-240V / 7,6W - 883 lm ≠ FIXT 186 lm - 4000/CRI>80 - 220-240V

2700K

Non Dimmable

- F015M20A000
- F015M20A001
- F015M20A006
- F015M20A012
- F015M20A018
- F015M20A030
- F015M20A033
- 1-10V
- F015M20B000
- F015M20B001
- F015M20B006
- F015M20B012
- F015M20B018
- F015M20B030
- F015M20B033
- Dali
- F015M20D000
- F015M20D001
- F015M20D006
- F015M20D012
- F015M20D018
- F015M20D030
- F015M20D033

3000K

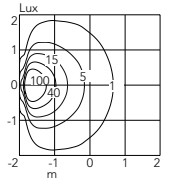
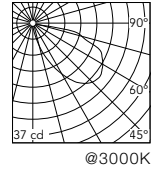
Non Dimmable

- F015M30A000
- F015M30A001
- F015M30A006
- F015M30A012
- F015M30A018
- F015M30A030
- F015M30A033
- 1-10V
- F015M30B000
- F015M30B001
- F015M30B006
- F015M30B012
- F015M30B018
- F015M30B030
- F015M30B033
- Dali
- F015M30D000
- F015M30D001
- F015M30D006
- F015M30D012
- F015M30D018
- F015M30D030
- F015M30D033

4000K

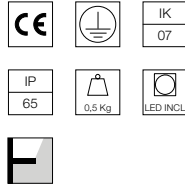
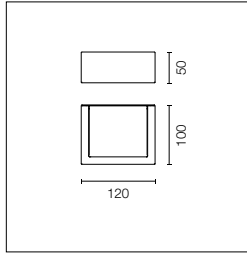
Non Dimmable

- F015M40A000
- F015M40A001
- F015M40A006
- F015M40A012
- F015M40A018
- F015M40A030
- F015M40A033
- 1-10V
- F015M40B000
- F015M40B001
- F015M40B006
- F015M40B012
- F015M40B018
- F015M40B030
- F015M40B033
- Dali
- F015M40D000
- F015M40D001
- F015M40D006
- F015M40D012
- F015M40D018
- F015M40D030
- F015M40D033



* Vorläufige technische Daten und Fotometrien. / Preliminary technical specs and photometries.

Mile Wall 1 Asymmetric Up



LED-Lichtquelle im Lieferumfang enthalten. Integriertes 220-240V Netzteil zum Ein-/Ausschalten. Ausgestattet mit doppelter Kabelverschraubung für den Eingangs-/Ausgangsanschluss.

LED light source included. Integrated 220-240V ON/OFF electrical power. Equipped with double cable gland for electrical connection.

2200K auf Anfrage erhältlich.

2200K available on request.

Mid - Power Led: 4,9W - 427 lm ≠ FIXT 283 lm - 2700K/CRI 80 - 220-240V / 4,9W - 445 lm ≠ FIXT 294 lm - 3000K/CRI 80 - 220-240V / 4,9W - 462 lm ≠ FIXT 305 lm - 4000K/CRI 80 - 220-240V

2700K

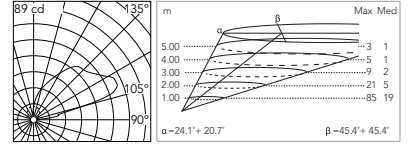
- F015A21A000
- F015A21A001
- F015A21A006
- F015A21A012
- F015A21A018
- F015A21A030
- F015A21A033

3000K

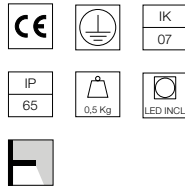
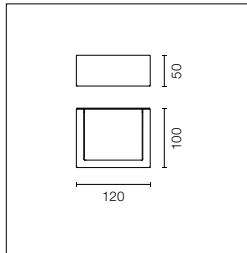
- F015A31A000
- F015A31A001
- F015A31A006
- F015A31A012
- F015A31A018
- F015A31A030
- F015A31A033

4000K

- F015A41A000
- F015A41A001
- F015A41A006
- F015A41A012
- F015A41A018
- F015A41A030
- F015A41A033



Mile Wall 1 Asymmetric Down



LED-Lichtquelle im Lieferumfang enthalten. Integriertes 220-240V Netzteil zum Ein-/Ausschalten. Ausgestattet mit doppelter Kabelverschraubung für den Eingangs-/Ausgangsanschluss.

LED light source included. Integrated 220-240V ON/OFF electrical power. Equipped with double cable gland for electrical connection.

2200K auf Anfrage erhältlich.

2200K available on request.

Mid - Power Led: 4,9W - 427 lm ≠ FIXT 283 lm - 2700K/CRI 80 - 220-240V / 4,9W - 445 lm ≠ FIXT 294 lm - 3000K/CRI 80 - 220-240V / 4,9W - 462 lm ≠ FIXT 305 lm - 4000K/CRI 80 - 220-240V

2700K

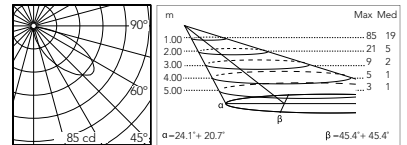
- F015A22A000
- F015A22A001
- F015A22A006
- F015A22A012
- F015A22A018
- F015A22A030
- F015A22A033

3000K

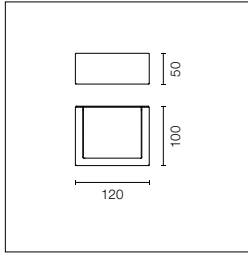
- F015A32A000
- F015A32A001
- F015A32A006
- F015A32A012
- F015A32A018
- F015A32A030
- F015A32A033

4000K

- F015A42A000
- F015A42A001
- F015A42A006
- F015A42A012
- F015A42A018
- F015A42A030
- F015A42A033



Mile Wall 1 Washer Up



LED-Lichtquelle im Lieferumfang enthalten. Integriertes 220-240V Netzteil zum Ein-/Ausschalten. Ausgestattet mit doppelter Kabelverschraubung für den Eingangs-/Ausgangsanschluss.

LED light source included. Integrated 220-240V ON/OFF electrical power. Equipped with double cable gland for electrical connection.

2200K auf Anfrage erhältlich.

2200K available on request.

Mid - Power Led: 4,9W - 427 lm ≠ FIXT 291 lm - 2700K/CRI 80 - 220-240V / 4,9W - 445 lm ≠ FIXT 303 lm - 3000K/CRI 80 - 220-240V / 4,9W - 462 lm ≠ FIXT 314 lm - 4000K/CRI 80 - 220-240V

2700K

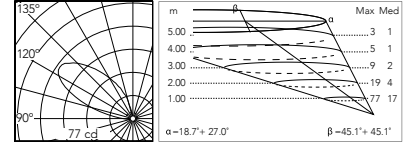
- F015B21A000
- F015B21A001
- F015B21A006
- F015B21A012
- F015B21A018
- F015B21A030
- F015B21A033

3000K

- F015B31A000
- F015B31A001
- F015B31A006
- F015B31A012
- F015B31A018
- F015B31A030
- F015B31A033

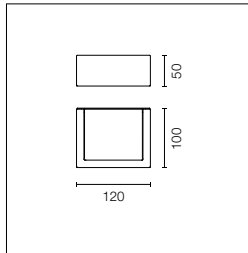
4000K

- F015B41A000
- F015B41A001
- F015B41A006
- F015B41A012
- F015B41A018
- F015B41A030
- F015B41A033



@3000K

Mile Wall 1 Washer Down



LED-Lichtquelle im Lieferumfang enthalten. Integriertes 220-240V Netzteil zum Ein-/Ausschalten. Ausgestattet mit doppelter Kabelverschraubung für den Eingangs-/Ausgangsanschluss.

LED light source included. Integrated 220-240V ON/OFF electrical power. Equipped with double cable gland for electrical connection.

2200K auf Anfrage erhältlich.

2200K available on request.

Mid - Power Led: 4,9W - 427 lm ≠ FIXT 291 lm - 2700K/CRI 80 - 220-240V / 4,9W - 445 lm ≠ FIXT 303 lm - 3000K/CRI 80 - 220-240V / 4,9W - 462 lm ≠ FIXT 314 lm - 4000K/CRI 80 - 220-240V

2700K

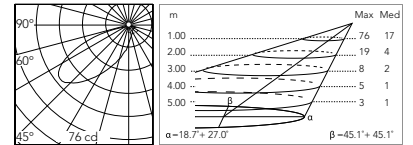
- F015B22A000
- F015B22A001
- F015B22A006
- F015B22A012
- F015B22A018
- F015B22A030
- F015B22A033

3000K

- F015B32A000
- F015B32A001
- F015B32A006
- F015B32A012
- F015B32A018
- F015B32A030
- F015B32A033

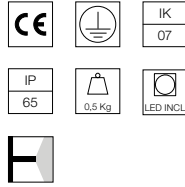
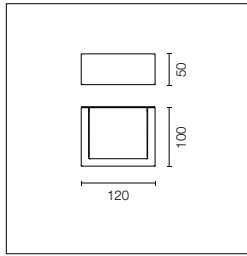
4000K

- F015B42A000
- F015B42A001
- F015B42A006
- F015B42A012
- F015B42A018
- F015B42A030
- F015B42A033



@3000K

Mile Wall 1 Asymmetric Up & Down



LED-Lichtquelle im Lieferumfang enthalten. Integriertes 220-240V Netzteil zum Ein-/Ausschalten. Ausgestattet mit doppelter Kabelverschraubung für den Eingangs-/Ausgangsanschluss.

LED light source included. Integrated 220-240V ON/OFF electrical power. Equipped with double cable gland for electrical connection.

2200K auf Anfrage erhältlich.

2200K available on request.

Mid - Power Led: 8,1W - 2x427 lm ≠ FIXT 2x291 lm - 2700K/CRI 80 - 220-240V / 8,1W - 2x445 lm ≠ FIXT 2x303 lm - 3000K/CRI 80 - 220-240V / 8,1W - 2x462 lm ≠ FIXT 2x314 lm - 4000K/CRI 80 - 220-240V

2700K

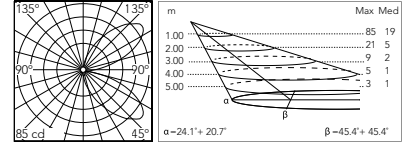
- F015A23A000
- F015A23A001
- F015A23A006
- F015A23A012
- F015A23A018
- F015A23A030
- F015A23A033

3000K

- F015A33A000
- F015A33A001
- F015A33A006
- F015A33A012
- F015A33A018
- F015A33A030
- F015A33A033

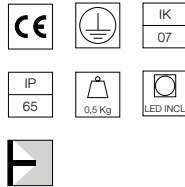
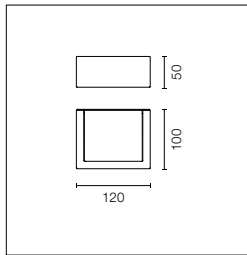
4000K

- F015A43A000
- F015A43A001
- F015A43A006
- F015A43A012
- F015A43A018
- F015A43A030
- F015A43A033



@3000K

Mile Wall 1 Washer Up & Down



LED-Lichtquelle im Lieferumfang enthalten. Integriertes 220-240V Netzteil zum Ein-/Ausschalten. Ausgestattet mit doppelter Kabelverschraubung für den Eingangs-/Ausgangsanschluss.

LED light source included. Integrated 220-240V ON/OFF electrical power. Equipped with double cable gland for electrical connection.

2200K auf Anfrage erhältlich.

2200K available on request.

Mid - Power Led: 8,1W - 2x427 lm ≠ FIXT 2x291 lm - 2700K/CRI 80 - 220-240V / 8,1W - 2x445 lm ≠ FIXT 2x303 lm - 3000K/CRI 80 - 220-240V / 8,1W - 2x462 lm ≠ FIXT 2x314 lm - 4000K/CRI 80 - 220-240V

2700K

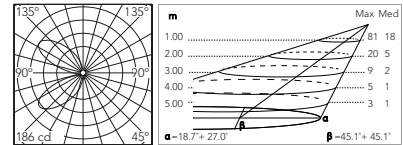
- F015B23A000
- F015B23A001
- F015B23A006
- F015B23A012
- F015B23A018
- F015B23A030
- F015B23A033

3000K

- F015B33A000
- F015B33A001
- F015B33A006
- F015B33A012
- F015B33A018
- F015B33A030
- F015B33A033

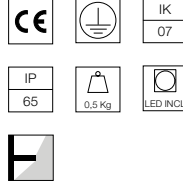
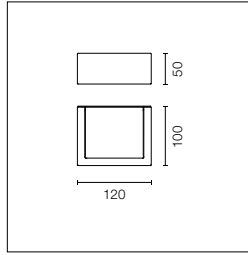
4000K

- F015B43A000
- F015B43A001
- F015B43A006
- F015B43A012
- F015B43A018
- F015B43A030
- F015B43A033



@3000K

Mile Wall 1 Washer Down + Asymmetric Up



LED-Lichtquelle im Lieferumfang enthalten. Integriertes 220-240V Netzteil zum Ein-/Ausschalten. Ausgestattet mit doppelter Kabelverschraubung für den Eingangs-/Ausgangsanschluss.

LED light source included. Integrated 220-240V ON/OFF electrical power. Equipped with double cable gland for electrical connection.

2200K auf Anfrage erhältlich.

2200K available on request.

Mid - Power Led: 8,1W - 2x427 lm ≠ FIXT 291+283 lm - 2700K/CRI 80 - 220-240V / 8,1W - 2x445 lm ≠ FIXT 303+294 lm - 3000K/CRI 80 - 220-240V / 8,1W - 2x462 lm ≠ FIXT 314+305 lm - 4000K/CRI 80 - 220-240V

2700K

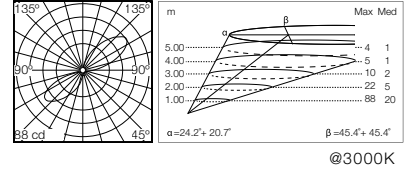
- F015C24A000
- F015C24A001
- F015C24A006
- F015C24A012
- F015C24A018
- F015C24A030
- F015C24A033

3000K

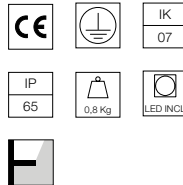
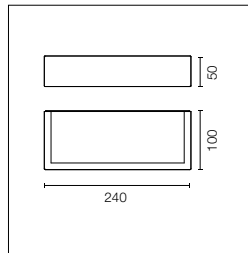
- F015C34A000
- F015C34A001
- F015C34A006
- F015C34A012
- F015C34A018
- F015C34A030
- F015C34A033

4000K

- F015C44A000
- F015C44A001
- F015C44A006
- F015C44A012
- F015C44A018
- F015C44A030
- F015C44A033



Mile Wall 2 Asymmetric Up



LED-Lichtquelle im Lieferumfang enthalten. 220-240V Netzteil zum Ein-/Ausschalten und 1-10V-Dimmer oder DALI integriert. Ausgestattet mit doppelter Kabelverschraubung für den Eingangs-/Ausgangsanschluss.

LED light source included. Integrated 220-240V ON/OFF and 1-10V or DALI dimmable electrical power. Equipped with double cable gland for electrical connection.

2200K auf Anfrage erhältlich.

2200K available on request.

Mid - Power Led: 7,8W - 838 lm ≠ FIXT 603 lm - 2700K/CRI 80 - 220-240V / 7,8W - 872 lm ≠ FIXT 627 lm - 3000K/CRI 80 - 220-240V / 7,8W - 905 lm ≠ FIXT 651 lm - 4000K/CRI 80 - 220-240V

2700K

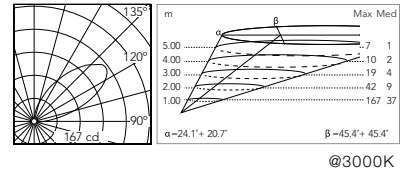
- Non Dimmable
- F015D21A000
- F015D21A001
- F015D21A006
- F015D21A012
- F015D21A018
- F015D21A030
- F015D21A033
- 1-10V
- F015D21B000
- F015D21B001
- F015D21B006
- F015D21B012
- F015D21B018
- F015D21B030
- F015D21B033
- Dali
- F015D21D000
- F015D21D001
- F015D21D006
- F015D21D012
- F015D21D018
- F015D21D030
- F015D21D033

3000K

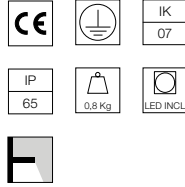
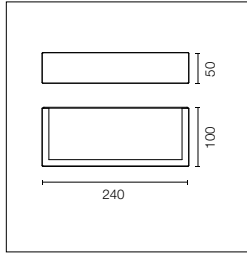
- Non Dimmable
- F015D31A000
- F015D31A001
- F015D31A006
- F015D31A012
- F015D31A018
- F015D31A030
- F015D31A033
- 1-10V
- F015D31B000
- F015D31B001
- F015D31B006
- F015D31B012
- F015D31B018
- F015D31B030
- F015D31B033
- Dali
- F015D31D000
- F015D31D001
- F015D31D006
- F015D31D012
- F015D31D018
- F015D31D030
- F015D31D033

4000K

- Non Dimmable
- F015D41A000
- F015D41A001
- F015D41A006
- F015D41A012
- F015D41A018
- F015D41A030
- F015D41A033
- 1-10V
- F015D41B000
- F015D41B001
- F015D41B006
- F015D41B012
- F015D41B018
- F015D41B030
- F015D41B033
- Dali
- F015D41D000
- F015D41D001
- F015D41D006
- F015D41D012
- F015D41D018
- F015D41D030
- F015D41D033



Mile Wall 2 Asymmetric Down



LED-Lichtquelle im Lieferumfang enthalten. 220-240V Netzteil zum Ein-/Ausschalten und 1-10V-Dimmer oder DALI integriert. Ausgestattet mit doppelter Kabelverschraubung für den Eingangs-/Ausgangsanschluss.

LED light source included. Integrated 220-240V ON/OFF and 1-10V or DALI dimmable electrical power. Equipped with double cable gland for electrical connection.

2200K auf Anfrage erhältlich.

2200K available on request.

Mid - Power Led: 7,8W - 838 lm ≠ FIXT 603 lm - 2700K/CRI 80 - 220-240V / 7,8W - 872 lm ≠ FIXT 627 lm - 3000K/CRI 80 - 220-240V / 7,8W - 905 lm ≠ FIXT 651 lm - 4000K/CRI 80 - 220-240V

2700K

Non Dimmable

- F015D22A000
- F015D22A001
- F015D22A006
- F015D22A012
- F015D22A018
- F015D22A030
- F015D22A033
- 1-10V
- F015D22B000
- F015D22B001
- F015D22B006
- F015D22B012
- F015D22B018
- F015D22B030
- F015D22B033

Dali

- F015D22D000
- F015D22D001
- F015D22D006
- F015D22D012
- F015D22D018
- F015D22D030
- F015D22D033

3000K

Non Dimmable

- F015D32A000
- F015D32A001
- F015D32A006
- F015D32A012
- F015D32A018
- F015D32A030
- F015D32A033
- 1-10V
- F015D32B000
- F015D32B001
- F015D32B006
- F015D32B012
- F015D32B018
- F015D32B030
- F015D32B033

Dali

- F015D32D000
- F015D32D001
- F015D32D006
- F015D32D012
- F015D32D018
- F015D32D030
- F015D32D033

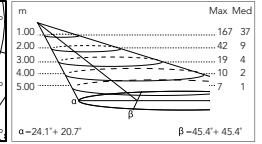
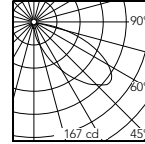
4000K

Non Dimmable

- F015D42A000
- F015D42A001
- F015D42A006
- F015D42A012
- F015D42A018
- F015D42A030
- F015D42A033
- 1-10V
- F015D42B000
- F015D42B001
- F015D42B006
- F015D42B012
- F015D42B018
- F015D42B030
- F015D42B033

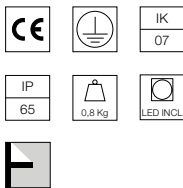
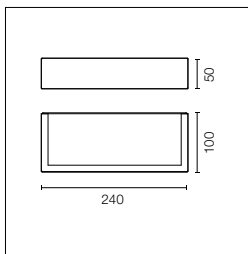
Dali

- F015D42D000
- F015D42D001
- F015D42D006
- F015D42D012
- F015D42D018
- F015D42D030
- F015D42D033



@3000K

Mile Wall 2 Washer Up



LED-Lichtquelle im Lieferumfang enthalten. 220-240V Netzteil zum Ein-/Aus-schalten und 1-10V-Dimmer oder DALI integriert. Ausgestattet mit doppelter Kabelverschraubung für den Eingangs-/Ausgangsanschluss.

LED light source included. Integrated 220-240V ON/OFF and 1-10V or DALI dimmable electrical power. Equipped with double cable gland for electrical connection.

2200K auf Anfrage erhältlich.

2200K available on request.

Mid - Power Led: 6,4W - 661 lm ≠ FIXT 453 lm - 2700K/CRI 80 - 220-240V / 6,4W - 714 lm ≠ FIXT 471 lm - 3000K/CRI 80 - 220-240V / 6,4W - 714 lm ≠ FIXT 489 lm - 4000K/CRI 80 - 220-240V

2700K

Non Dimmable

- F015E21A000
- F015E21A001
- F015E21A006
- F015E21A012
- F015E21A018
- F015E21A030
- F015E21A033

1-10V

- F015E21B000
- F015E21B001
- F015E21B006
- F015E21B012
- F015E21B018
- F015E21B030
- F015E21B033

Dali

- F015E21D000
- F015E21D001
- F015E21D006
- F015E21D012
- F015E21D018
- F015E21D030
- F015E21D033

3000K

Non Dimmable

- F015E31A000
- F015E31A001
- F015E31A006
- F015E31A012
- F015E31A018
- F015E31A030
- F015E31A033

1-10V

- F015E31B000
- F015E31B001
- F015E31B006
- F015E31B012
- F015E31B018
- F015E31B030
- F015E31B033

Dali

- F015E31D000
- F015E31D001
- F015E31D006
- F015E31D012
- F015E31D018
- F015E31D030
- F015E31D033

4000K

Non Dimmable

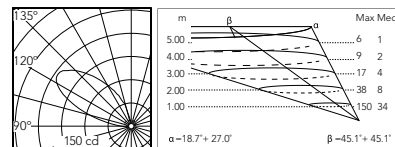
- F015E41A000
- F015E41A001
- F015E41A006
- F015E41A012
- F015E41A018
- F015E41A030
- F015E41A033

1-10V

- F015E41B000
- F015E41B001
- F015E41B006
- F015E41B012
- F015E41B018
- F015E41B030
- F015E41B033

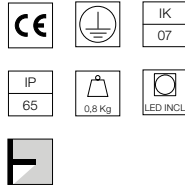
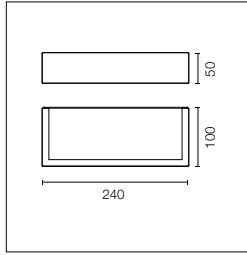
Dali

- F015E41D000
- F015E41D001
- F015E41D006
- F015E41D012
- F015E41D018
- F015E41D030
- F015E41D033



@3000K

Mile Wall 2 Washer Down



LED-Lichtquelle im Lieferumfang enthalten. 220-240V Netzteil zum Ein-/Ausschalten und 1-10V-Dimmer oder DALI integriert. Ausgestattet mit doppelter Kabelverschraubung für den Eingangs-/Ausgangsanschluss.

LED light source included. Integrated 220-240V ON/OFF and 1-10V or DALI dimmable electrical power. Equipped with double cable gland for electrical connection.

2200K auf Anfrage erhältlich.

2200K available on request.

Mid - Power Led: 6,4W - 661 lm ≠ FIXT 453 lm - 2700K/CRI 80 - 220-240V / 6,4W - 714 lm ≠ FIXT 471 lm - 3000K/CRI 80 - 220-240V / 6,4W - 714 lm ≠ FIXT 489 lm - 4000K/CRI 80 - 220-240V

2700K

Non Dimmable

- F015E22A000
- F015E22A001
- F015E22A006
- F015E22A012
- F015E22A018
- F015E22A030
- F015E22A033
- 1-10V
- F015E22B000
- F015E22B001
- F015E22B006
- F015E22B012
- F015E22B018
- F015E22B030
- F015E22B033

Dali

- F015E22D000
- F015E22D001
- F015E22D006
- F015E22D012
- F015E22D018
- F015E22D030
- F015E22D033

3000K

Non Dimmable

- F015E32A000
- F015E32A001
- F015E32A006
- F015E32A012
- F015E32A018
- F015E32A030
- F015E32A033
- 1-10V
- F015E32B000
- F015E32B001
- F015E32B006
- F015E32B012
- F015E32B018
- F015E32B030
- F015E32B033

Dali

- F015E32D000
- F015E32D001
- F015E32D006
- F015E32D012
- F015E32D018
- F015E32D030
- F015E32D033

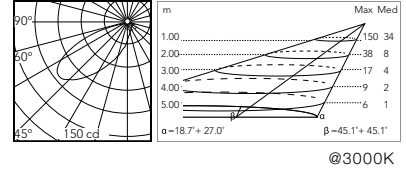
4000K

Non Dimmable

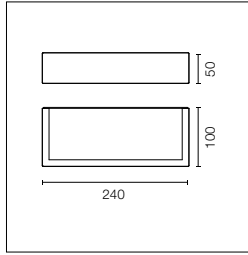
- F015E42A000
- F015E42A001
- F015E42A006
- F015E42A012
- F015E42A018
- F015E42A030
- F015E42A033
- 1-10V
- F015E42B000
- F015E42B001
- F015E42B006
- F015E42B012
- F015E42B018
- F015E42B030
- F015E42B033

Dali

- F015E42D000
- F015E42D001
- F015E42D006
- F015E42D012
- F015E42D018
- F015E42D030
- F015E42D033



Mile Wall 2 Asymmetric Up & Down



LED-Lichtquelle im Lieferumfang enthalten. 220-240V Netzteil zum Ein-/Aus-switchen und 1-10V-Dimmer oder DALI integriert. Ausgestattet mit doppelter Kabelverschraubung für den Eingangs-/Ausgangsanschluss.

LED light source included. Integrated 220-240V ON/OFF and 1-10V or DALI dimmable electrical power. Equipped with double cable gland for electrical connection.

2200K auf Anfrage erhältlich.

2200K available on request.

Mid - Power Led: 13,5W - 2x838 lm ≠ FIXT 2x603 lm - 2700K/CRI 80 - 220-240V / 13,5W - 2x872 lm ≠ FIXT 2x627 lm - 3000K/CRI 80 - 220-240V / 13,5W - 2x905 lm ≠ FIXT 2x651 lm - 4000K/CRI 80 - 220-240V

2700K

Non Dimmable

- F015D23A000
- F015D23A001
- F015D23A006
- F015D23A012
- F015D23A018
- F015D23A030
- F015D23A033
- 1-10V
- F015D23B000
- F015D23B001
- F015D23B006
- F015D23B012
- F015D23B018
- F015D23B030
- F015D23B033

Dali

- F015D23D000
- F015D23D001
- F015D23D006
- F015D23D012
- F015D23D018
- F015D23D030
- F015D23D033

3000K

Non Dimmable

- F015D33A000
- F015D33A001
- F015D33A006
- F015D33A012
- F015D33A018
- F015D33A030
- F015D33A033
- 1-10V
- F015D33B000
- F015D33B001
- F015D33B006
- F015D33B012
- F015D33B018
- F015D33B030
- F015D33B033

Dali

- F015D33D000
- F015D33D001
- F015D33D006
- F015D33D012
- F015D33D018
- F015D33D030
- F015D33D033

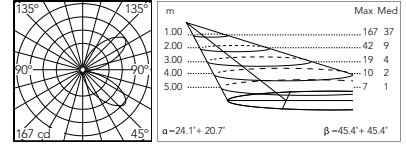
4000K

Non Dimmable

- F015D43A000
- F015D43A001
- F015D43A006
- F015D43A012
- F015D43A018
- F015D43A030
- F015D43A033
- 1-10V
- F015D43B000
- F015D43B001
- F015D43B006
- F015D43B012
- F015D43B018
- F015D43B030
- F015D43B033

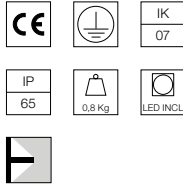
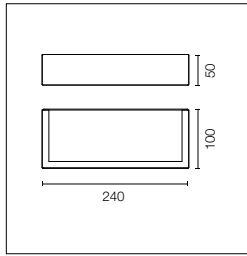
Dali

- F015D43D000
- F015D43D001
- F015D43D006
- F015D43D012
- F015D43D018
- F015D43D030
- F015D43D033



@3000K

Mile Wall 2 Washer Up & Down



LED-Lichtquelle im Lieferumfang enthalten. 220-240V Netzteil zum Ein-/Ausschalten und 1-10V-Dimmer oder DALI integriert. Ausgestattet mit doppelter Kabelverschraubung für den Eingangs-/Ausgangsanschluss.

LED light source included. Integrated 220-240V ON/OFF and 1-10V or DALI dimmable electrical power. Equipped with double cable gland for electrical connection.

2200K auf Anfrage erhältlich.

2200K available on request.

Mid - Power Led: 10,5W - 2x661 lm ≠ FIXT 2x453 lm - 2700K/CRI 80 - 220-240V / 10,5W - 2x714 lm ≠ FIXT 2x471 lm - 3000K/CRI 80 - 220-240V / 10,5W - 2x714 lm ≠ FIXT 2x489 lm - 4000K/CRI 80 - 220-240V

2700K

Non Dimmable

- F015E23A000
- F015E23A001
- F015E23A006
- F015E23A012
- F015E23A018
- F015E23A030
- F015E23A033
- 1-10V
- F015E23B000
- F015E23B001
- F015E23B006
- F015E23B012
- F015E23B018
- F015E23B030
- F015E23B033

Dali

- F015E23D000
- F015E23D001
- F015E23D006
- F015E23D012
- F015E23D018
- F015E23D030
- F015E23D033

3000K

Non Dimmable

- F015E33A000
- F015E33A001
- F015E33A006
- F015E33A012
- F015E33A018
- F015E33A030
- F015E33A033
- 1-10V
- F015E33B000
- F015E33B001
- F015E33B006
- F015E33B012
- F015E33B018
- F015E33B030
- F015E33B033

Dali

- F015E33D000
- F015E33D001
- F015E33D006
- F015E33D012
- F015E33D018
- F015E33D030
- F015E33D033

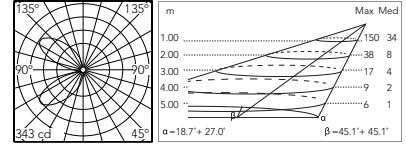
4000K

Non Dimmable

- F015E43A000
- F015E43A001
- F015E43A006
- F015E43A012
- F015E43A018
- F015E43A030
- F015E43A033
- 1-10V
- F015E43B000
- F015E43B001
- F015E43B006
- F015E43B012
- F015E43B018
- F015E43B030
- F015E43B033

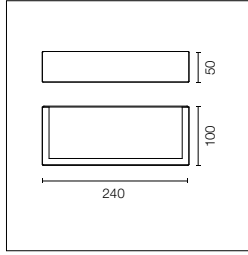
Dali

- F015E43D000
- F015E43D001
- F015E43D006
- F015E43D012
- F015E43D018
- F015E43D030
- F015E43D033



@3000K

Mile Wall 2 Washer Down + Asymmetric Up



LED-Lichtquelle im Lieferumfang enthalten. 220-240V Netzteil zum Ein-/Ausschalten und 1-10V-Dimmer oder DALI integriert. Ausgestattet mit doppelter Kabelverschraubung für den Eingangs-/Ausgangsanschluss.

LED light source included. Integrated 220-240V ON/OFF and 1-10V or DALI dimmable electrical power. Equipped with double cable gland for electrical connection.

2200K auf Anfrage erhältlich.

2200K available on request.

Mid - Power Led: 12W - 661+838 lm ≠ FIXT 453+603 lm - 2700K/CRI 80 - 220-240V / 12W - 2714+872 lm ≠ FIXT 471+627 lm - 3000K/CRI 80 - 220-240V / 12W - 714+905 lm ≠ FIXT 489+651 lm - 4000K/CRI 80 - 220-240V

2700K

Non Dimmable

- F015F24A000
- F015F24A001
- F015F24A006
- F015F24A012
- F015F24A018
- F015F24A030
- F015F24A033
- 1-10V
- F015F24B000
- F015F24B001
- F015F24B006
- F015F24B012
- F015F24B018
- F015F24B030
- F015F24B033
- Dali
- F015F24D000
- F015F24D001
- F015F24D006
- F015F24D012
- F015F24D018
- F015F24D030
- F015F24D033

3000K

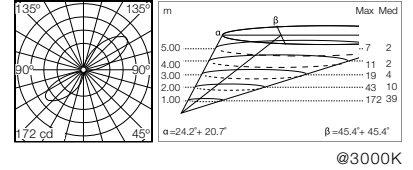
Non Dimmable

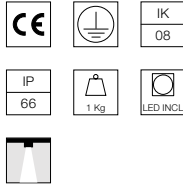
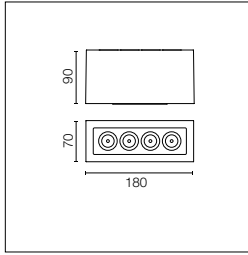
- F015F34A000
- F015F34A001
- F015F34A006
- F015F34A012
- F015F34A018
- F015F34A030
- F015F34A033
- 1-10V
- F015F34B000
- F015F34B001
- F015F34B006
- F015F34B012
- F015F34B018
- F015F34B030
- F015F34B033
- Dali
- F015F34D000
- F015F34D001
- F015F34D006
- F015F34D012
- F015F34D018
- F015F34D030
- F015F34D033

4000K

Non Dimmable

- F015F44A000
- F015F44A001
- F015F44A006
- F015F44A012
- F015F44A018
- F015F44A030
- F015F44A033
- 1-10V
- F015F44B000
- F015F44B001
- F015F44B006
- F015F44B012
- F015F44B018
- F015F44B030
- F015F44B033
- Dali
- F015F44D000
- F015F44D001
- F015F44D006
- F015F44D012
- F015F44D018
- F015F44D030
- F015F44D033





Inklusive LED-Lichtquelle.
Integrierte Spannungsversorgung
220-240V ON/OFF oder dimmbar
1-10V / DALI.
Ausgestattet mit doppelter
Kabeldurchführung für Eingangs-
und Ausgangsanschluss.
Inklusive Befestigungshalterung.

LED light source included.
Integrated 220-240V ON/OFF
and 1-10V/DALI dimmable
electrical power.
Equipped with double cable
gland for inlet and outlet
connection. Fixing bracket
included.

2200K auf Anfrage erhältlich.

2200K available on request.

Power Led: 11W - 994 lm ≠ *FIXT 736 lm - 2700K/CRI>80 - 220-240V / 11W - 1030 lm ≠ *FIXT 759 lm - 3000K/CRI>80 - 220-240V /
11W - 1067 lm ≠ *FIXT 791 lm - 4000K/CRI>80 - 220-240V
*Fixt lm = Spot Optic

Optic Spot

2700K

Non Dimmable

- F030A21A000
- F030A21A001
- F030A21A006
- F030A21A012
- F030A21A018
- F030A21A030
- F030A21A033

1-10V

- F030A21B000
- F030A21B001
- F030A21B006
- F030A21B012
- F030A21B018
- F030A21B030
- F030A21B033

Dali

- F030A21D000
- F030A21D001
- F030A21D006
- F030A21D012
- F030A21D018
- F030A21D030
- F030A21D033

3000K

Non Dimmable

- F030A31A000
- F030A31A001
- F030A31A006
- F030A31A012
- F030A31A018
- F030A31A030
- F030A31A033

1-10V

- F030A31B000
- F030A31B001
- F030A31B006
- F030A31B012
- F030A31B018
- F030A31B030
- F030A31B033

Dali

- F030A31D000
- F030A31D001
- F030A31D006
- F030A31D012
- F030A31D018
- F030A31D030
- F030A31D033

4000K

Non Dimmable

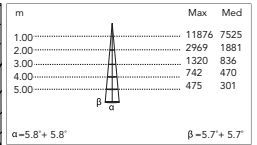
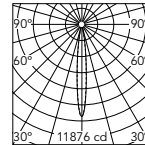
- F030A41A000
- F030A41A001
- F030A41A006
- F030A41A012
- F030A41A018
- F030A41A030
- F030A41A033

1-10V

- F030A41B000
- F030A41B001
- F030A41B006
- F030A41B012
- F030A41B018
- F030A41B030
- F030A41B033

Dali

- F030A41D000
- F030A41D001
- F030A41D006
- F030A41D012
- F030A41D018
- F030A41D030
- F030A41D033



@3000K

Optic Medium

2700K

Non Dimmable

- F030A22A000
- F030A22A001
- F030A22A006
- F030A22A012
- F030A22A018
- F030A22A030
- F030A22A033

1-10V

- F030A22B000
- F030A22B001
- F030A22B006
- F030A22B012
- F030A22B018
- F030A22B030
- F030A22B033

Dali

- F030A22D000
- F030A22D001
- F030A22D006
- F030A22D012
- F030A22D018
- F030A22D030
- F030A22D033

3000K

Non Dimmable

- F030A32A000
- F030A32A001
- F030A32A006
- F030A32A012
- F030A32A018
- F030A32A030
- F030A32A033

1-10V

- F030A32B000
- F030A32B001
- F030A32B006
- F030A32B012
- F030A32B018
- F030A32B030
- F030A32B033

Dali

- F030A32D000
- F030A32D001
- F030A32D006
- F030A32D012
- F030A32D018
- F030A32D030
- F030A32D033

4000K

Non Dimmable

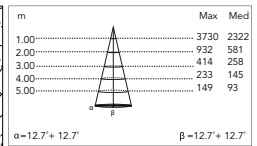
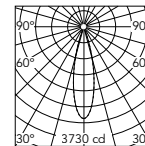
- F030A42A000
- F030A42A001
- F030A42A006
- F030A42A012
- F030A42A018
- F030A42A030
- F030A42A033

1-10V

- F030A42B000
- F030A42B001
- F030A42B006
- F030A42B012
- F030A42B018
- F030A42B030
- F030A42B033

Dali

- F030A42D000
- F030A42D001
- F030A42D006
- F030A42D012
- F030A42D018
- F030A42D030
- F030A42D033



@3000K

Optic Flood

2700K

Non Dimmable

- F030A23A000
- F030A23A001
- F030A23A006
- F030A23A012
- F030A23A018
- F030A23A030
- F030A23A033
- 1-10V
- F030A23B000
- F030A23B001
- F030A23B006
- F030A23B012
- F030A23B018
- F030A23B030
- F030A23B033
- Dali
- F030A23D000
- F030A23D001
- F030A23D006
- F030A23D012
- F030A23D018
- F030A23D030
- F030A23D033

3000K

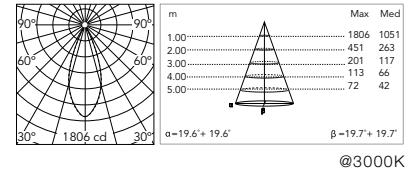
Non Dimmable

- F030A33A000
- F030A33A001
- F030A33A006
- F030A33A012
- F030A33A018
- F030A33A030
- F030A33A033
- 1-10V
- F030A33B000
- F030A33B001
- F030A33B006
- F030A33B012
- F030A33B018
- F030A33B030
- F030A33B033
- Dali
- F030A33D000
- F030A33D001
- F030A33D006
- F030A33D012
- F030A33D018
- F030A33D030
- F030A33D033

4000K

Non Dimmable

- F030A43A000
- F030A43A001
- F030A43A006
- F030A43A012
- F030A43A018
- F030A43A030
- F030A43A033
- 1-10V
- F030A43B000
- F030A43B001
- F030A43B006
- F030A43B012
- F030A43B018
- F030A43B030
- F030A43B033
- Dali
- F030A43D000
- F030A43D001
- F030A43D006
- F030A43D012
- F030A43D018
- F030A43D030
- F030A43D033

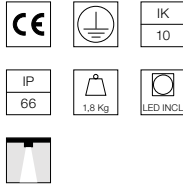
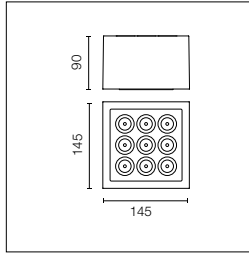


Zubehör für nicht dimmbare Versionen / Accessories for non-dimmable versions

Verbindungssystem, IP68, 2-Wege-H2O-Antikondensat, 4-polig.	2 way terminal block 4 poles IP68 H2O Stop.	F990C00A000		
Verbindungssystem, IP68, 3/4-Wege-H2O-Antikondensat, 4-polig, (ø5,5÷12mm Kabel).	3/4 way terminal block 4 poles IP68 H2O Stop. (ø5,5÷12mm cable).	F990C010000		

Zubehör für dimmbare Versionen / Accessories for dimmable versions

5-poliger Steckersatz mit fliegendem Stecker + EU-Stecker IP68.	Connector kit 5-pole flying socket + EU plug IP68.	F990C080000		
4-Wege-Abzweigdose 5-polig, IP68 (6-14 mm-Kabel).	4 way junction box 5 poles IP68 (6-14 mm cables).	F990C030000		



Inklusive LED-Lichtquelle.
Integrierte Spannungsversorgung
220-240V ON/OFF oder dimmbar
1-10V / DALI.
Ausgestattet mit doppelter
Kabeldurchführung für Eingangs-
und Ausgangsanschluss. Inklusive
Befestigungshalterung.

LED light source included.
Integrated 220-240V ON/OFF
and 1-10V/DALI dimmable
electrical power.
Equipped with double cable
gland for inlet and outlet
connection. Fixing bracket
included.

2200K auf Anfrage erhältlich.

2200K available on request.

Power Led: 15W - 1677 lm ≠ *FIXT 1032 lm - 2700K/CRI>80 - 220-240V / 15W - 1739 lm ≠ *FIXT 1344 lm - 3000K/CRI>80 - 220-240V /
15W - 1800 lm ≠ *FIXT 1400 lm - 4000K/CRI>80 - 220-240V
*Fixt lm = Spot Optic

Optic Spot

2700K

Non Dimmable

- F030C21A000
- F030C21A001
- F030C21A006
- F030C21A012
- F030C21A018
- F030C21A030
- F030C21A033
- 1-10V
- F030C21B000
- F030C21B001
- F030C21B006
- F030C21B012
- F030C21B018
- F030C21B030
- F030C21B033

Dali

- F030C21D000
- F030C21D001
- F030C21D006
- F030C21D012
- F030C21D018
- F030C21D030
- F030C21D033

3000K

Non Dimmable

- F030C31A000
- F030C31A001
- F030C31A006
- F030C31A012
- F030C31A018
- F030C31A030
- F030C31A033
- 1-10V
- F030C31B000
- F030C31B001
- F030C31B006
- F030C31B012
- F030C31B018
- F030C31B030
- F030C31B033

Dali

- F030C31D000
- F030C31D001
- F030C31D006
- F030C31D012
- F030C31D018
- F030C31D030
- F030C31D033

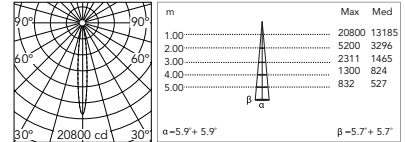
4000K

Non Dimmable

- F030C41A000
- F030C41A001
- F030C41A006
- F030C41A012
- F030C41A018
- F030C41A030
- F030C41A033
- 1-10V
- F030C41B000
- F030C41B001
- F030C41B006
- F030C41B012
- F030C41B018
- F030C41B030
- F030C41B033

Dali

- F030C41D000
- F030C41D001
- F030C41D006
- F030C41D012
- F030C41D018
- F030C41D030
- F030C41D033



@3000K

Optic Medium

2700K

Non Dimmable

- F030C22A000
- F030C22A001
- F030C22A006
- F030C22A012
- F030C22A018
- F030C22A030
- F030C22A033
- 1-10V
- F030C22B000
- F030C22B001
- F030C22B006
- F030C22B012
- F030C22B018
- F030C22B030
- F030C22B033

Dali

- F030C22D000
- F030C22D001
- F030C22D006
- F030C22D012
- F030C22D018
- F030C22D030
- F030C22D033

3000K

Non Dimmable

- F030C32A000
- F030C32A001
- F030C32A006
- F030C32A012
- F030C32A018
- F030C32A030
- F030C32A033
- 1-10V
- F030C32B000
- F030C32B001
- F030C32B006
- F030C32B012
- F030C32B018
- F030C32B030
- F030C32B033

Dali

- F030C32D000
- F030C32D001
- F030C32D006
- F030C32D012
- F030C32D018
- F030C32D030
- F030C32D033

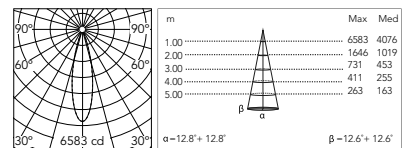
4000K

Non Dimmable

- F030C42A000
- F030C42A001
- F030C42A006
- F030C42A012
- F030C42A018
- F030C42A030
- F030C42A033
- 1-10V
- F030C42B000
- F030C42B001
- F030C42B006
- F030C42B012
- F030C42B018
- F030C42B030
- F030C42B033

Dali

- F030C42D000
- F030C42D001
- F030C42D006
- F030C42D012
- F030C42D018
- F030C42D030
- F030C42D033



@3000K

Optic Flood

2700K

Non Dimmable

- F030C23A000
- F030C23A001
- F030C23A006
- F030C23A012
- F030C23A018
- F030C23A030
- F030C23A033
- 1-10V
- F030C23B000
- F030C23B001
- F030C23B006
- F030C23B012
- F030C23B018
- F030C23B030
- F030C23B033
- Dali
- F030C23D000
- F030C23D001
- F030C23D006
- F030C23D012
- F030C23D018
- F030C23D030
- F030C23D033

3000K

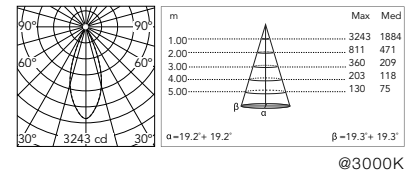
Non Dimmable

- F030C33A000
- F030C33A001
- F030C33A006
- F030C33A012
- F030C33A018
- F030C33A030
- F030C33A033
- 1-10V
- F030C33B000
- F030C33B001
- F030C33B006
- F030C33B012
- F030C33B018
- F030C33B030
- F030C33B033
- Dali
- F030C33D000
- F030C33D001
- F030C33D006
- F030C33D012
- F030C33D018
- F030C33D030
- F030C33D033

4000K

Non Dimmable

- F030C43A000
- F030C43A001
- F030C43A006
- F030C43A012
- F030C43A018
- F030C43A030
- F030C43A033
- 1-10V
- F030C43B000
- F030C43B001
- F030C43B006
- F030C43B012
- F030C43B018
- F030C43B030
- F030C43B033
- Dali
- F030C43D000
- F030C43D001
- F030C43D006
- F030C43D012
- F030C43D018
- F030C43D030
- F030C43D033

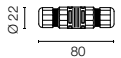


Zubehör für nicht dimmbare Versionen / Accessories for non-dimmable versions

Verbindungssystem, IP68, 2-Wege-H2O-Antikondensat, 4-polig.

2 way terminal block 4 poles IP68 H2O Stop.

F990C00A000



Verbindungssystem, IP68, 3/4-Wege-H2O-Antikondensat, 4-polig, (ø5,5÷12mm Kabel).

3/4 way terminal block 4 poles IP68 H2O Stop. (ø5,5÷12mm cable).

F990C010000



Zubehör für dimmbare Versionen / Accessories for dimmable versions

5-poliger Steckersatz mit fliegendem Stecker + EU-Stecker IP68.

Connector kit 5-pole flying socket + EU plug IP68.

F990C080000



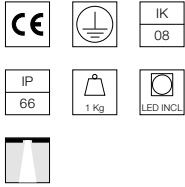
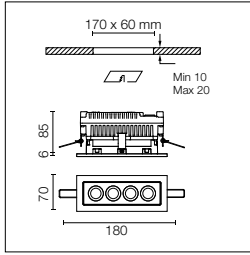
4-Wege-Abzweigdose 5-polig, IP68 (6-14 mm-Kabel).

4 way junction box 5 poles IP68 (6-14 mm cables).

F990C030000



Mile Recessed 1



Inklusive LED-Lichtquelle. Integrierte Spannungsversorgung 220-240V ON/OFF oder dimmbar 1-10V / DALI. Ausgestattet mit Neopren-Kabeldurchlass und doppelter Kabeldurchführung für den Ein- und Austritt. Inklusive Federn für die Deckenmontage. Die Schalung für Ziegeldecken muss separat bestellt werden.

LED light source included. Integrated 220-240V ON/OFF and 1-10V/DALI dimmable electrical power. Equipped with neoprene cable outlet and double cable grommet for in/out connection. Ceiling mounting springs included. Box for brick roofing installation to be ordered separately.

2200K auf Anfrage erhältlich.

2200K available on request.

Power Led: 11W - 994 lm ≠ *FIXT 736 lm - 2700K/CRI>80 - 220-240V / 11W - 1030 lm ≠ *FIXT 759 lm - 3000K/CRI>80 - 220-240V / 11W - 1067 lm ≠ *FIXT 791 lm - 4000K/CRI>80 - 220-240V / *Fixt lm = Spot Optic

Optic Spot

2700K

Non Dimmable

- F030B21A000
- F030B21A001
- F030B21A006
- F030B21A012
- F030B21A018
- F030B21A030
- F030B21A033
- 1-10V
- F030B21B000
- F030B21B001
- F030B21B006
- F030B21B012
- F030B21B018
- F030B21B030
- F030B21B033
- Dali
- F030B21D000
- F030B21D001
- F030B21D006
- F030B21D012
- F030B21D018
- F030B21D030
- F030B21D033

3000K

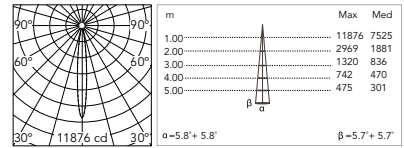
Non Dimmable

- F030B31A000
- F030B31A001
- F030B31A006
- F030B31A012
- F030B31A018
- F030B31A030
- F030B31A033
- 1-10V
- F030B31B000
- F030B31B001
- F030B31B006
- F030B31B012
- F030B31B018
- F030B31B030
- F030B31B033
- Dali
- F030B31D000
- F030B31D001
- F030B31D006
- F030B31D012
- F030B31D018
- F030B31D030
- F030B31D033

4000K

Non Dimmable

- F030B41A000
- F030B41A001
- F030B41A006
- F030B41A012
- F030B41A018
- F030B41A030
- F030B41A033
- 1-10V
- F030B41B000
- F030B41B001
- F030B41B006
- F030B41B012
- F030B41B018
- F030B41B030
- F030B41B033
- Dali
- F030B41D000
- F030B41D001
- F030B41D006
- F030B41D012
- F030B41D018
- F030B41D030
- F030B41D033



@3000K

Optic Medium

2700K

Non Dimmable

- F030B22A000
- F030B22A001
- F030B22A006
- F030B22A012
- F030B22A018
- F030B22A030
- F030B22A033
- 1-10V
- F030B22B000
- F030B22B001
- F030B22B006
- F030B22B012
- F030B22B018
- F030B22B030
- F030B22B033
- Dali
- F030B22D000
- F030B22D001
- F030B22D006
- F030B22D012
- F030B22D018
- F030B22D030
- F030B22D033

3000K

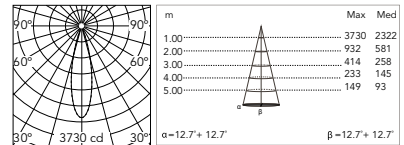
Non Dimmable

- F030B32A000
- F030B32A001
- F030B32A006
- F030B32A012
- F030B32A018
- F030B32A030
- F030B32A033
- 1-10V
- F030B32B000
- F030B32B001
- F030B32B006
- F030B32B012
- F030B32B018
- F030B32B030
- F030B32B033
- Dali
- F030B32D000
- F030B32D001
- F030B32D006
- F030B32D012
- F030B32D018
- F030B32D030
- F030B32D033

4000K

Non Dimmable

- F030B42A000
- F030B42A001
- F030B42A006
- F030B42A012
- F030B42A018
- F030B42A030
- F030B42A033
- 1-10V
- F030B42B000
- F030B42B001
- F030B42B006
- F030B42B012
- F030B42B018
- F030B42B030
- F030B42B033
- Dali
- F030B42D000
- F030B42D001
- F030B42D006
- F030B42D012
- F030B42D018
- F030B42D030
- F030B42D033



@3000K

Optic Flood

2700K

Non Dimmable

- F030B23A000
- F030B23A001
- F030B23A006
- F030B23A012
- F030B23A018
- F030B23A030
- F030B23A033
- 1-10V
- F030B23B000
- F030B23B001
- F030B23B006
- F030B23B012
- F030B23B018
- F030B23B030
- F030B23B033
- Dali
- F030B23D000
- F030B23D001
- F030B23D006
- F030B23D012
- F030B23D018
- F030B23D030
- F030B23D033

3000K

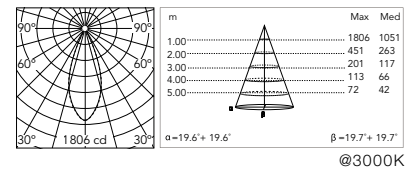
Non Dimmable

- F030B33A000
- F030B33A001
- F030B33A006
- F030B33A012
- F030B33A018
- F030B33A030
- F030B33A033
- 1-10V
- F030B33B000
- F030B33B001
- F030B33B006
- F030B33B012
- F030B33B018
- F030B33B030
- F030B33B033
- Dali
- F030B33D000
- F030B33D001
- F030B33D006
- F030B33D012
- F030B33D018
- F030B33D030
- F030B33D033

4000K

Non Dimmable

- F030B43A000
- F030B43A001
- F030B43A006
- F030B43A012
- F030B43A018
- F030B43A030
- F030B43A033
- 1-10V
- F030B43B000
- F030B43B001
- F030B43B006
- F030B43B012
- F030B43B018
- F030B43B030
- F030B43B033
- Dali
- F030B43D000
- F030B43D001
- F030B43D006
- F030B43D012
- F030B43D018
- F030B43D030
- F030B43D033

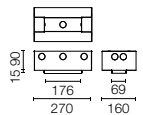


Mile Recessed 1: Zubehör / Accessories

Einbaudose aus Metall für
Betondecken.

Metal installation box for
concrete ceiling.

F030Z010000

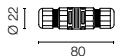


Zubehör für nicht dimmbare Versionen / Accessories for non-dimmable versions

Verbindungssystem, IP68,
2-Wege-H2O-Antikondensat,
4-polig.

2 way terminal block 4 poles
IP68 H2O Stop.

F990C00A000



Verbindungssystem,
IP68, 3/4-Wege-H2O-
Antikondensat, 4-polig,
(ø5,5÷12mm Kabel).

3/4 way terminal block 4 poles
IP68 H2O Stop. (ø5,5÷12mm
cable).

F990C010000



Zubehör für dimmbare Versionen / Accessories for dimmable versions

5-poliger Steckersatz mit
fliegendem Stecker + EU-
Stecker IP68.

Connector kit 5-pole flying
socket + EU plug IP68.

F990C080000

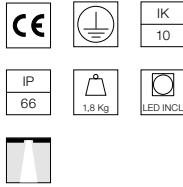
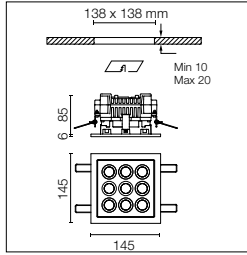


4-Wege-Abzweigdose
5-polig, IP68 (6-14 mm-
Kabel).

4 way junction box 5 poles
IP68 (6-14 mm cables).

F990C030000





Inklusive LED-Lichtquelle. Integrierte Spannungsversorgung 220-240V ON/OFF oder dimmbar 1-10V / DALI. Ausgestattet mit Neopren-Kabeldurchlass und doppelter Kabeldurchführung für den Ein- und Austritt. Inklusive Federn für die Deckenmontage. Die Schalung für Ziegeldecken muss separat bestellt werden.

LED light source included. Integrated 220-240V ON/OFF and 1-10V/DALI dimmable electrical power. Equipped with neoprene cable outlet and double cable grommet for in/out connection. Ceiling mounting springs included. Box for brick roofing installation to be ordered separately.

2200K auf Anfrage erhältlich.

2200K available on request.

Power Led: 15W - 1677 lm ≠ *FIXT 1032 lm - 2700K/CRI>80 - 220-240V / 15W - 1739 lm ≠ *FIXT 1344 lm - 3000K/CRI>80 - 220-240V / 15W - 1800 lm ≠ *FIXT 1400 lm - 4000K/CRI>80 - 220-240V
 *Fixt lm = Spot Optic

Optic Spot

2700K

Non Dimmable

- F030D21A000
- F030D21A001
- F030D21A006
- F030D21A012
- F030D21A018
- F030D21A030
- F030D21A033
- 1-10V
- F030D21B000
- F030D21B001
- F030D21B006
- F030D21B012
- F030D21B018
- F030D21B030
- F030D21B033
- Dali
- F030D21D000
- F030D21D001
- F030D21D006
- F030D21D012
- F030D21D018
- F030D21D030
- F030D21D033

3000K

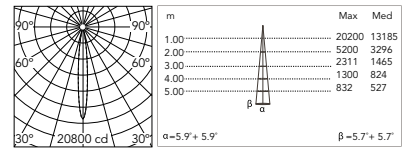
Non Dimmable

- F030D31A000
- F030D31A001
- F030D31A006
- F030D31A012
- F030D31A018
- F030D31A030
- F030D31A033
- 1-10V
- F030D31B000
- F030D31B001
- F030D31B006
- F030D31B012
- F030D31B018
- F030D31B030
- F030D31B033
- Dali
- F030D31D000
- F030D31D001
- F030D31D006
- F030D31D012
- F030D31D018
- F030D31D030
- F030D31D033

4000K

Non Dimmable

- F030D41A000
- F030D41A001
- F030D41A006
- F030D41A012
- F030D41A018
- F030D41A030
- F030D41A033
- 1-10V
- F030D41B000
- F030D41B001
- F030D41B006
- F030D41B012
- F030D41B018
- F030D41B030
- F030D41B033
- Dali
- F030D41D000
- F030D41D001
- F030D41D006
- F030D41D012
- F030D41D018
- F030D41D030
- F030D41D033



@3000K

Optic Medium

2700K

Non Dimmable

- F030D22A000
- F030D22A001
- F030D22A006
- F030D22A012
- F030D22A018
- F030D22A030
- F030D22A033
- 1-10V
- F030D22B000
- F030D22B001
- F030D22B006
- F030D22B012
- F030D22B018
- F030D22B030
- F030D22B033
- Dali
- F030D22D000
- F030D22D001
- F030D22D006
- F030D22D012
- F030D22D018
- F030D22D030
- F030D22D033

3000K

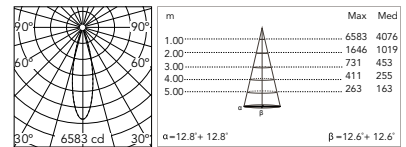
Non Dimmable

- F030D32A000
- F030D32A001
- F030D32A006
- F030D32A012
- F030D32A018
- F030D32A030
- F030D32A033
- 1-10V
- F030D32B000
- F030D32B001
- F030D32B006
- F030D32B012
- F030D32B018
- F030D32B030
- F030D32B033
- Dali
- F030D32D000
- F030D32D001
- F030D32D006
- F030D32D012
- F030D32D018
- F030D32D030
- F030D32D033

4000K

Non Dimmable

- F030D42A000
- F030D42A001
- F030D42A006
- F030D42A012
- F030D42A018
- F030D42A030
- F030D42A033
- 1-10V
- F030D42B000
- F030D42B001
- F030D42B006
- F030D42B012
- F030D42B018
- F030D42B030
- F030D42B033
- Dali
- F030D42D000
- F030D42D001
- F030D42D006
- F030D42D012
- F030D42D018
- F030D42D030
- F030D42D033



@3000K

Optic Flood

2700K

Non Dimmable

- F030D23A000
- F030D23A001
- F030D23A006
- F030D23A012
- F030D23A018
- F030D23A030
- F030D23A033
- 1-10V
- F030D23B000
- F030D23B001
- F030D23B006
- F030D23B012
- F030D23B018
- F030D23B030
- F030D23B033
- Dali
- F030D23D000
- F030D23D001
- F030D23D006
- F030D23D012
- F030D23D018
- F030D23D030
- F030D23D033

3000K

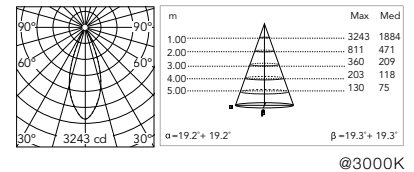
Non Dimmable

- F030D33A000
- F030D33A001
- F030D33A006
- F030D33A012
- F030D33A018
- F030D33A030
- F030D33A033
- 1-10V
- F030D33B000
- F030D33B001
- F030D33B006
- F030D33B012
- F030D33B018
- F030D33B030
- F030D33B033
- Dali
- F030D33D000
- F030D33D001
- F030D33D006
- F030D33D012
- F030D33D018
- F030D33D030
- F030D33D033

4000K

Non Dimmable

- F030D43A000
- F030D43A001
- F030D43A006
- F030D43A012
- F030D43A018
- F030D43A030
- F030D43A033
- 1-10V
- F030D43B000
- F030D43B001
- F030D43B006
- F030D43B012
- F030D43B018
- F030D43B030
- F030D43B033
- Dali
- F030D43D000
- F030D43D001
- F030D43D006
- F030D43D012
- F030D43D018
- F030D43D030
- F030D43D033

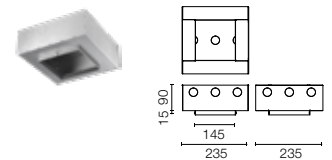


Mile Recessed 2: Zubehör / Accessories

Einbaudose aus Metall für
Betondecken.

Metal installation box for
concrete ceiling.

F030Z020000



Zubehör für nicht dimmbare Versionen / Accessories for non-dimmable versions

Verbindungssystem, IP68,
2-Wege-H2O-Antikondensat,
4-polig.

2 way terminal block 4 poles
IP68 H2O Stop.

F990C00A000



Verbindungssystem,
IP68, 3/4-Wege-H2O-
Antikondensat, 4-polig,
(ø5,5÷12mm Kabel).

3/4 way terminal block 4 poles
IP68 H2O Stop. (ø5,5÷12mm
cable).

F990C010000



Zubehör für dimmbare Versionen / Accessories for dimmable versions

5-poliger Steckersatz mit
fliegendem Stecker + EU-
Stecker IP68.

Connector kit 5-pole flying
socket + EU plug IP68.

F990C080000



4-Wege-Abzweigdose
5-polig, IP68 (6-14 mm-
Kabel).

4 way junction box 5 poles
IP68 (6-14 mm cables).

F990C030000



Captain Flint

Designed by Michael Anastassiades





Captain Flint



Captain Flint Wall

Familie / Family

Captain Flint Outdoor Floor



CoB Led
11W
613 lm - 2700K/CRI 80
658 lm - 3000K/CRI 80
703 lm - 4000K/CRI 80
2200K available on request.

Captain Flint Outdoor Wall



CoB Led
9,5W
613 lm - 2700K/CRI 80
658 lm - 3000K/CRI 80
703 lm - 4000K/CRI 80
2200K available on request.

Ausführungen / Colours



18 Deep Brown



30 Black



37 Burgundy Red



55 Brushed Stainless Steel



59 Brass Finish

Captain Flint Outdoor Floor - Stone bases



18 Deep Brown/Travertino Imperiale



30 Black/Black Lava



37 Burgundy Red/Black Lava



55 Brushed Stainless Steel/
Occhio di Pernice



59 Brass Finish/Grey Lava

Beschreibung / Description

Leuchtenfamilie mit Wandversion und Bodenversion für den Außenbereich.

Wandversion mit festem Kopf. Rosette, Rahmen und Kegel aus poliertem 316L-Edelstahl, lackiert oder aus poliertem Messing. Die Strukturteile wurden mit einem chemischen Umwandlungsverfahren behandelt, um eine wirksame Beständigkeit gegen Witterungseinflüsse zu erreichen.

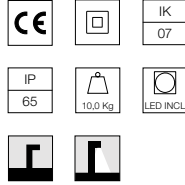
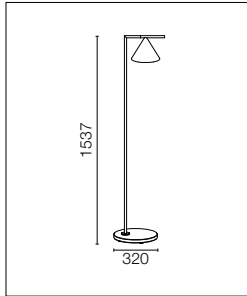
Diffusor aus fotogeätztem und spritzgegossenem opalisierendem Anti-UV-Polycarbonat. Inklusive LED-Lichtquelle.

Bodenversion mit 315° verstellbarem Kopf auf horizontaler Stange, mit einem stabilen Steinsockel, der in verschiedenen Ausführungen erhältlich ist. Erhältlich in fünf Standardkombinationen: schwarz lackierter Stahl/schwarze Lava, tiefbraun lackierter Stahl/Travertino imperiale, satiniertes Messing/graue Lava, weinrot/schwarze Lava, satinierter Edelstahl/Occhio di pernice. 5 Meter langes, für den Außenbereich geeignetes Kabel mit IP44-Schukostecker. IP65 beleuchteter Dimmschalter entlang des Kabels, der ON/OFF-Funktionen und 30-100 % Dimmen des Lichtstroms garantiert.

Luminaire family with wall version and outdoor floor version. Wall version with fixed head. Rose, frame and cone in 316L polished or painted stainless steel or polished brass finishes. Structural parts have been treated with a chemical conversion process for effective resistance against atmospheric conditions. Diffuser in photo-recorded and injection molded UV-resistant opalescent polycarbonate. LED light source included.

Floor version with 315° adjustable head in horizontal rod, with a robust stone base that comes in various finishes. Available in five standard combinations: black/black lava painted steel, deep brown/travertino imperiale, burgundy red/black lava, satinized brass/grey lava, satinized stainless steel/occhio di pernice. 5-m cable with IP44 Schuko plug suitable for outdoor use. Backlit floor dimmer switch along the IP65 cable enables ON/OFF function and 30–100% brightness regulation.

Captain Flint Outdoor Floor



LED-Lichtquelle inbegriffen.
Kabel (5 m lang und mit IP44-Schukostecker) für den Außenbereich geeignet.
Der entlang des Kabels von hinten beleuchtete Dimmer-Pedalschalter (IP65) ermöglicht die ON/OFF-Funktionen sowie die Einstellung des Lichtstroms von 30-100 %.
Casambi Funktion auf Anfrage.

LED bulb included.
5-m cable with Schuko IP44 plug suitable for outdoor use.
Backlit floor dimmer switch on the IP65 cable enables ON/OFF function and brightness regulation 30-100%.
Casambi function on demand.

2200K auf Anfrage erhältlich.

2200K available on request.

CoB Led: 11W - 1055 lm ≠ FIXT 613 lm - 2700K/CRI>80 - 220-240V / 11W - 1133 lm ≠ FIXT 658 lm - 3000K/CRI>80 - 220-240V / 11W - 1211 lm ≠ FIXT 703 lm - 4000K/CRI>80 - 220-240V

2700K

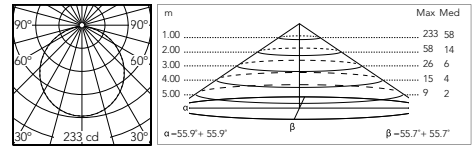
- F011A21F018.A
- F011A22F030.A
- F011A22F037.A
- F011A24F055.A
- F011A23F059.A

3000K

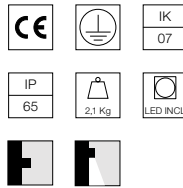
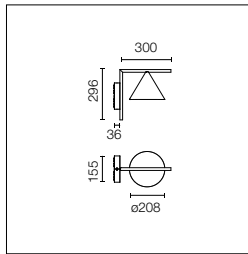
- F011A31F018.A
- F011A32F030.A
- F011A32F037.A
- F011A34F055.A
- F011A33F059.A

4000K

- F011A41F018.A
- F011A42F030.A
- F011A42F037.A
- F011A44F055.A
- F011A43F059.A



@3000K



Wandleuchte mit diffusem Lichtaustritt und festem Kopf. Inklusive LED-Lichtquelle. Integrierte Spannungsversorgung 220-240 V ON/OFF oder dimmbar 1-10 V / DALI. Schnellanschluss innerhalb der Rosette mit elektrischem Plug&Play-Anschluss und IP68-Stecker inklusive. Inklusive Befestigungshalterung. 110V-Version auf Anfrage.

Luminaire for wall-mounting with diffuse light emission and fixed head. LED light source included. Integrated 220-240V ON/OFF or 1-10V/DALI dimmable electrical power. Connection is quickly ensured in the rose with the plug & play electrical connection and the IP68 connector included. Clamp bracket included. 110V version upon request.

2200K auf Anfrage erhältlich.

2200K available on request.

CoB Led: 9,5W - 1055 lm ≠ FIXT 613 lm - 2700K/CRI>80 - 220-240V / 9,5W - 1133 lm ≠ FIXT 658 lm - 3000K/CRI>80 - 220-240V / 9,5W - 1211 lm ≠ FIXT 703 lm - 4000K/CRI>80 - 220-240V

2700K

Non Dimmable

- F011W20A018
- F011W20A030
- F011W20A037
- F011W20A055
- F011W20A059
- 1-10V
- F011W20B018
- F011W20B030
- F011W20B037
- F011W20B055
- F011W20B059
- Dali
- F011W20D018
- F011W20D030
- F011W20D037
- F011W20D055
- F011W20D059

3000K

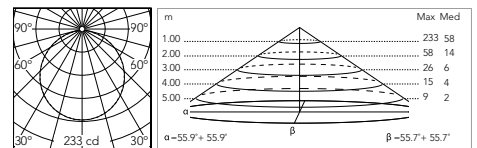
Non Dimmable

- F011W30A018
- F011W30A030
- F011W30A037
- F011W30A055
- F011W30A059
- 1-10V
- F011W30B018
- F011W30B030
- F011W30B037
- F011W30B055
- F011W30B059
- Dali
- F011W30D018
- F011W30D030
- F011W30D037
- F011W30D055
- F011W30D059

4000K

Non Dimmable


- F011W40A018
- F011W40A030
- F011W40A037
- F011W40A055
- F011W40A059
- 1-10V
- F011W40B018
- F011W40B030
- F011W40B037
- F011W40B055
- F011W40B059
- Dali
- F011W40D018
- F011W40D030
- F011W40D037
- F011W40D055
- F011W40D059



@3000K

IC Light

Designed by Michael Anastassiades





IC Lights Floor



IC Lights Wall

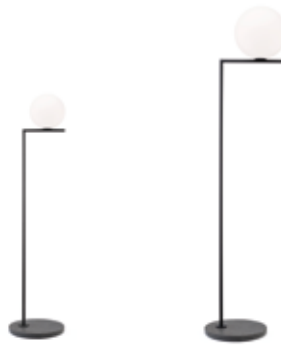


IC Lights Floor

Familie / Family

IC Wall / Ceiling

IC Floor



Led
Max 8W E14

Led
Max 15W E27

Led
Max 8W E14

Led
Max 15W E27

Ausführungen / Colours



18 Deep Brown



30 Black



37 Burgundy Red



55 Brushed Stainless Steel



59 Brass Finish

IC Floor Outdoor - Stone bases



30 Black/Black Lava



18 Deep Brown/Travertino Imperiale



37 Burgundy Red/Black Lava



55 Brushed Stainless Steel/
Occhio di Pernice



59 Brass Finish/Grey Lava

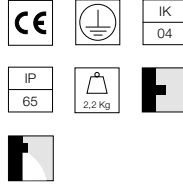
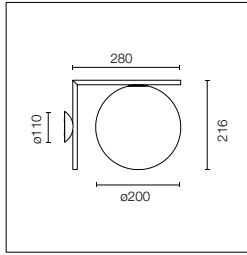
Beschreibung / Description

In zwei Größen erhältliche Wand-/Deckenleuchte mit diffusem Licht für den Außenbereich. Rahmen aus gebürstetem Edelstahl, in gebürsteter Messingausführung oder mattschwarz oder burgunderrot lackiert. Die tragenden Teile des Geräts werden einem chemischen Umwandlungsverfahren unterzogen, um eine wirksame Korrosionsbeständigkeit gegen Witterungseinflüsse zu gewährleisten. Bei der Montage und Wartung der Geräte ist besonders darauf zu achten, dass die Pulverbeschichtung nicht beschädigt wird. Opaler Diffusor aus glänzendem, mundgeblasenem Milchglas. Das Gerät wird mit einer Dichtung für die IP-dichte Verbindung geliefert. Ohne Lichtquelle, Anschluss E14/E27.

Wall- or ceiling-mounted light fitting with diffuse light for exterior use available in two sizes. Frame in brushed stainless steel, brushed brass finish or painted opaque black or burgundy. The structure of the fitting is treated with a chemical conversion process for effective resistance to atmospheric agents. Special attention is recommended during installation and maintenance to prevent damage to the powder coating.

Opalescent diffuser in shiny white translucent blown glass. The light comes with seals for IP-rated connection. Light source with E14/E27 connection not included.

IC Ceiling Wall 1 Outdoor



Ohne Lichtquelle. Optionale LED-Lampe ist separat zu bestellen. Wandbefestigung mit Verkabelungssystem. Dichte Kabelverschraubung im Lieferumfang enthalten.

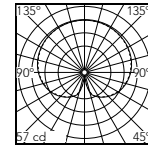
Light source excluded. Optional LED bulb sold separately. Wall mounting system contains the wiring system. Watertight cable gland included.

Led: max 8W - E14 - 220-240V

- F012H00C018
- F012H00C030
- F012H00C037
- F012H00C055
- F012H00C059

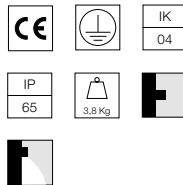
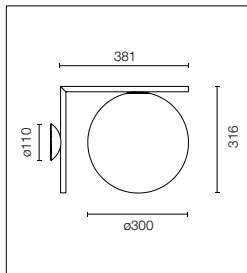
Zubehörteile / Accessories

- 1 x LED 8W E14 900lm 3000K cod. RF32291 [e] DIMMER
- 1 x LED 8W E14 900lm 2700K cod. RF32290 [e] DIMMER



@3000K

IC Ceiling Wall 2 Outdoor



Ohne Lichtquelle. Optionale LED-Lampe ist separat zu bestellen. Wandbefestigung mit Verkabelungssystem. Dichte Kabelverschraubung im Lieferumfang enthalten.

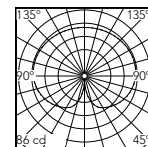
Light source excluded. Optional LED bulb sold separately. Wall mounting system contains the wiring system. Watertight cable gland included.

Led: max 15W - E27 - 220-240V

- F012J00C018
- F012J00C030
- F012J00C037
- F012J00C055
- F012J00C059

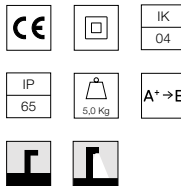
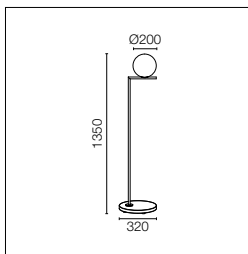
Zubehörteile / Accessories

- 1 x LED 15W E27 2000lm 2700K cod. RF32288 [e] DIMMER
- 1 x LED 15W E27 2000lm 3000K cod. RF32289 [e] DIMMER



@3000K

IC Floor 1 Outdoor



Lichtquelle nicht inbegriffen. Kabel (5 m lang und mit Schuko IP44-Stecker) für den Außenbereich geeignet. Der entlang des Kabels von hinten beleuchtete Dimmer-Pedalschalter (IP65) ermöglicht die ON/OFF-Funktionen sowie die Einstellung des Lichtstroms von 30-100 % (mit DIMMBAREM LED-Lämpchen).

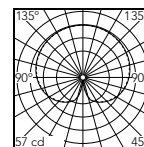
Bulb not included. 5-m cable with Schuko IP44 plug suitable for outdoor use. Backlit floor dimmer switch on the IP65 cable enables ON/OFF function and brightness regulation 30-100% (with dimmable LED bulb).

Led: max 8W - E14 - 220-240V

- F012A01C018.A
- F012A02C030.A
- F012A02C037.A
- F012A04C055.A
- F012A03C059.A

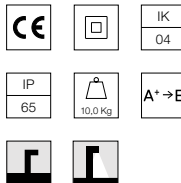
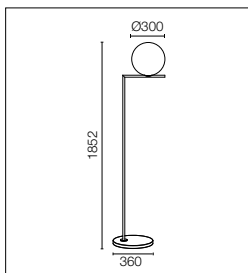
Zubehörteile / Accessories

- 1 x LED 8W E14 900lm 3000K cod. RF32291 [e] DIMMER
- 1 x LED 8W E14 900lm 2700K cod. RF32290 [e] DIMMER



@3000K

IC Floor 2 Outdoor



Lichtquelle nicht inbegriffen. Kabel (5 m lang und mit Schuko IP44-Stecker) für den Außenbereich geeignet. Der entlang des Kabels von hinten beleuchtete Dimmer-Pedalschalter (IP65) ermöglicht die ON/OFF-Funktionen sowie die Einstellung des Lichtstroms von 30-100 % (mit DIMMBAREM LED-Lämpchen).

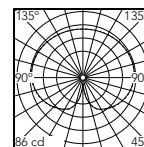
Bulb not included. 5-m cable with Schuko IP44 plug suitable for outdoor use. Backlit floor dimmer switch on the IP65 cable enables ON/OFF function and brightness regulation 30-100% (with dimmable LED bulb).

Led: max 15W - E27 - 220-240V

- F012B01C018.A
- F012B02C030.A
- F012B02C037.A
- F012B04C055.A
- F012B03C059.A

Zubehörteile / Accessories

- 1 x LED 15W E27 2000lm 2700K cod. RF32288 [e] DIMMER
- 1 x LED 15W E27 2000lm 3000K cod. RF32289 [e] DIMMER



@3000K

Caule

Designed by Patricia Urquiola





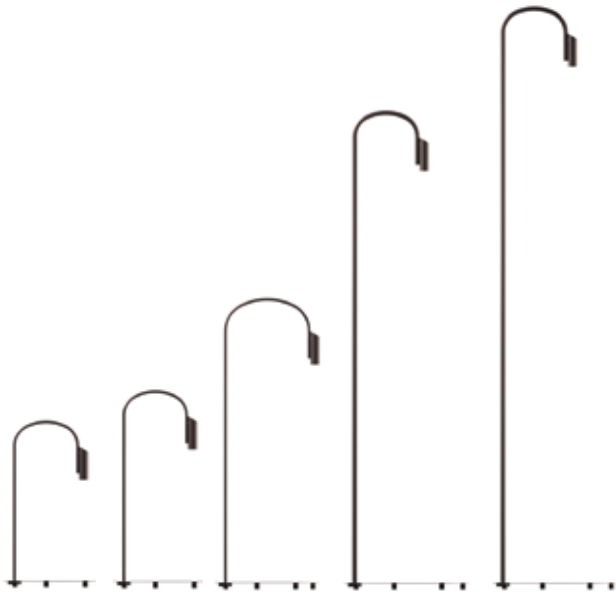
Caule Floor



Caule Bollard Nest

Familie / Family

Caule Floor



Power Led

5W
282 lm - 2700K/CRI 80
303 lm - 3000K/CRI 80
324 lm - 4000K/CRI 80
[2200K available on request.](#)


Caule Floor Nest



Power Led

5W
282 lm - 2700K/CRI 80
303 lm - 3000K/CRI 80
324 lm - 4000K/CRI 80
[2200K available on request.](#)

Caule Bollard



Power Led

5W
282 lm - 2700K/CRI 80
303 lm - 3000K/CRI 80
324 lm - 4000K/CRI 80
[2200K available on request.](#)

Caule Bollard Nest



Power Led

5W
282 lm - 2700K/CRI 80
303 lm - 3000K/CRI 80
324 lm - 4000K/CRI 80
[2200K available on request.](#)

Ausführungen / Colours



01 White



06 Grey



12 Forest Green



18 Deep Brown



30 Black



33 Anthracite

Außenleuchten-Kollektion als mobile Bodenleuchte oder in Pfahlausführung, die jeweils in verschiedenen Höhen erhältlich sind.

Sie zeichnen sich durch das weiche und biegsame Design des Ständers und des Kopfes aus, die in zwei verschiedenen Modellen erhältlich sind: Monolith-Kopf für weiches direktes Licht oder Kopf mit Metallgeflecht-Nestabdeckung für diffuses und gezeichnetes Licht.

Für eine effiziente Witterungsbeständigkeit besteht die Struktur des Ständers aus Edelstahl AISI 304. Bei der mobilen Bodenleuchte besteht die Basis aus Edelstahl AISI 304 und bei der Pfahlausführung aus Aluminiumdruckguss. Der Kopf, in den die mitgelieferte LED-Quelle eingebaut ist, ist in einem Aluminiumdruck hergestellt. In der „Nest“-Version besteht die Metallgeflecht-Abdeckung aus Edelstahl AISI 316L.

Die tragenden Teile des Geräts werden einem chemischen Umwandlungsverfahren unterzogen, um eine wirksame Korrosionsbeständigkeit gegen Witterungseinflüsse zu erzielen.

Der Schutzschirm der Lichtquelle besteht aus sandgestrahltem Glas beim Monolith-Kopf und aus transparentem Methacrylat bei der „Nest“-Version.

Die Bodenleuchten-Version verfügt über ein für den Außenbereich geeignetes Kabel mit einer Länge von 5 Metern und einem IP44-Schukostecker sowie einem hintergrundbeleuchteten Dimmer-Pedalschalter mit IP65-Schutzart, mit dem die Leuchte EIN-/AUS-geschaltet und der Lichtfluss eingestellt werden kann.

Die Pfahl-Version wird mit einem 200 mm-Ausgangskabelteil aus Neopren geliefert und kann auf jedem Untergrund montiert werden. Das Einbaugeschäuse für die Installation auf einem Boden, auf dem eine Bodenplatte verlegt werden soll, ist als Zubehör erhältlich und muss separat bestellt werden.

Collection of outdoor lighting units in a movable floor lamp version and a bollard version, both available in different heights.

The lamps are characterized by their soft, pliable stem. The lamp head is available in two different models: solid, for direct soft light, or with a 'nest' cover, a metallic mesh creating a unique wash of diffuse light.

The structure of the stem is made of AISI 304 stainless steel for effective resistance to atmospheric agents. The base of the movable floor version is made of AISI 304 stainless steel for and the bollard version is made of die-cast aluminium.

The lamp head, which holds the included LED light source, is made of moulded aluminium; the cover of the 'nest' version is made of a metallic mesh in AISI 316L stainless steel.

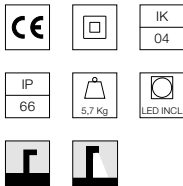
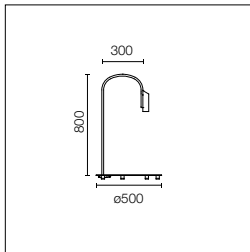
The structure is treated with a chemical conversion process for effective resistance to atmospheric agents.

The screen protecting the light source is made of sanded glass for the solid head and methacrylate for the 'nest' version.

The floor lamp version comes with 5 metres of cable appropriate for outdoor use with a Schuko IP44 and IP65 backlit pedal dimmer switch for easy ON/OFF and to adjust the amount of light.

The bollard version comes with a 200-mm length of neoprene cable and is ready for installation on any flooring. Optional accessory (sold separately): box for installation on flooring laid over concrete.

Caule Floor 1



LED-Lichtquelle im Lieferumfang enthalten. Integriertes Netzteil, 220-240 V, 50-60 Hz. Für den Außenbereich geeignetes Kabel mit einer Länge von 5 Metern und einem IP44-Schukostecker. Hintergrundbeleuchteter Dimmer-Pedalschalter mit IP65-Schutzart entlang des Kabels, mit dem die Lampe EIN/AUS-geschaltet und der Lichtfluss eingestellt werden können.
110V Version auf Anfrage erhältlich.
Integrierter Dimmersteuerschalter (am Kabel)
Casambi Funktion auf Anfrage.

LED light source included. Integrated 220-240V 50-60 Hz electrical power. Cable suitable for outdoors, 5-m long with Schuko IP44 plug. IP65 backlit pedal dimmer switch on the cable for easy ON/OFF and to adjust the amount of light.
110V version upon request.
Integrated dimmer control switch (on the cable)
Casambi function on demand.

2200K auf Anfrage erhältlich.

2200K available on request.

Power Led: 5W - 447 lm ≠ FIXT 282 lm - 2700K/CRI 80 - 220-240V / 5W - 480 lm ≠ FIXT 303 lm - 3000K/CRI 80 - 220-240V / 5W - 513 lm ≠ FIXT 324 lm - 4000K/CRI 80 - 220-240V

2700K

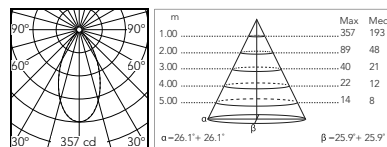
- F016M21K001.A
- F016M21K006.A
- F016M21K012.A
- F016M21K018.A
- F016M21K030.A
- F016M21K033.A

3000K

- F016M31K001.A
- F016M31K006.A
- F016M31K012.A
- F016M31K018.A
- F016M31K030.A
- F016M31K033.A

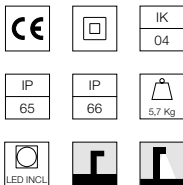
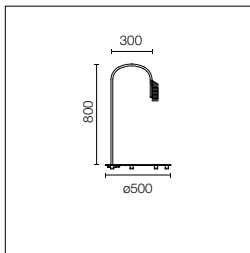
4000K

- F016M41K001.A
- F016M41K006.A
- F016M41K012.A
- F016M41K018.A
- F016M41K030.A
- F016M41K033.A



@3000K

Caule Floor 1 Nest



LED-Lichtquelle im Lieferumfang enthalten. Integriertes Netzteil, 220-240 V, 50-60 Hz. Für den Außenbereich geeignetes Kabel mit einer Länge von 5 Metern und einem IP44-Schukostecker. Hintergrundbeleuchteter Dimmer-Pedalschalter mit IP65-Schutzart entlang des Kabels, mit dem die Lampe EIN/AUS-geschaltet und der Lichtfluss eingestellt werden können.
110V Version auf Anfrage erhältlich.
Integrierter Dimmersteuerschalter (am Kabel)
Casambi Funktion auf Anfrage.

LED light source included. Integrated 220-240V 50-60 Hz electrical power. Cable suitable for outdoors, 5-m long with Schuko IP44 plug. IP65 backlit pedal dimmer switch on the cable for easy ON/OFF and to adjust the amount of light.
110V version upon request.
Integrated dimmer control switch (on the cable)
Casambi function on demand.

2200K auf Anfrage erhältlich.

2200K available on request.

Power Led: 5W - 447 lm ≠ FIXT 124 lm - 2700K/CRI 80 - 220-240V / 5W - 480 lm ≠ FIXT 137 lm - 3000K/CRI 80 - 220-240V / 5W - 513 lm ≠ FIXT 143 lm - 4000K/CRI 80 - 220-240V

2700K

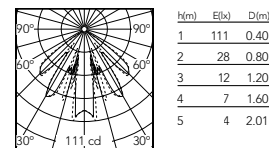
- F016N21K001.A
- F016N21K006.A
- F016N21K012.A
- F016N21K018.A
- F016N21K030.A
- F016N21K033.A

3000K

- F016N31K001.A
- F016N31K006.A
- F016N31K012.A
- F016N31K018.A
- F016N31K030.A
- F016N31K033.A

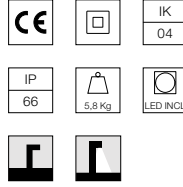
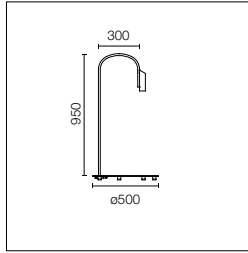
4000K

- F016N41K001.A
- F016N41K006.A
- F016N41K012.A
- F016N41K018.A
- F016N41K030.A
- F016N41K033.A



@3000K

Caule Floor 2



LED-Lichtquelle im Lieferumfang enthalten. Integriertes Netzteil, 220-240 V, 50-60 Hz. Für den Außenbereich geeignetes Kabel mit einer Länge von 5 Metern und einem IP44-Schukostecker. Hintergrundbeleuchteter Dimmer-Pedalschalter mit IP65-Schutzart entlang des Kabels, mit dem die Lampe EIN/AUS-geschaltet und der Lichtfluss eingestellt werden können.
110V Version auf Anfrage erhältlich.
Integrierter Dimmersteuerschalter (am Kabel)
Casambi Funktion auf Anfrage.

LED light source included. Integrated 220-240V 50-60 Hz electrical power. Cable suitable for outdoors, 5-m long with Schuko IP44 plug. IP65 backlit pedal dimmer switch on the cable for easy ON/OFF and to adjust the amount of light.
110V version upon request.
Integrated dimmer control switch (on the cable)
Casambi function on demand.

2200K auf Anfrage erhältlich.

2200K available on request.

Power Led: 5W - 447 lm ≠ FIXT 282 lm - 2700K/CRI 80 - 220-240V / 5W - 480 lm ≠ FIXT 303 lm - 3000K/CRI 80 - 220-240V / 5W - 513 lm ≠ FIXT 324 lm - 4000K/CRI 80 - 220-240V

2700K

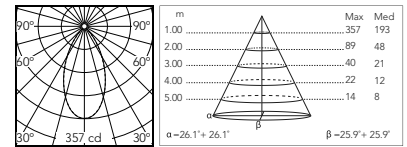
- F016M22K001.A
- F016M22K006.A
- F016M22K012.A
- F016M22K018.A
- F016M22K030.A
- F016M22K033.A

3000K

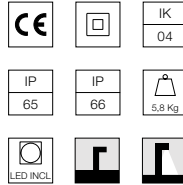
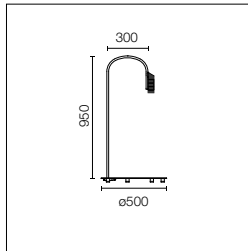
- F016M32K001.A
- F016M32K006.A
- F016M32K012.A
- F016M32K018.A
- F016M32K030.A
- F016M32K033.A

4000K

- F016M42K001.A
- F016M42K006.A
- F016M42K012.A
- F016M42K018.A
- F016M42K030.A
- F016M42K033.A



Caule Floor 2 Nest



LED-Lichtquelle im Lieferumfang enthalten. Integriertes Netzteil, 220-240 V, 50-60 Hz. Für den Außenbereich geeignetes Kabel mit einer Länge von 5 Metern und einem IP44-Schukostecker. Hintergrundbeleuchteter Dimmer-Pedalschalter mit IP65-Schutzart entlang des Kabels, mit dem die Lampe EIN/AUS-geschaltet und der Lichtfluss eingestellt werden können.
110V Version auf Anfrage erhältlich.
Integrierter Dimmersteuerschalter (am Kabel)
Casambi Funktion auf Anfrage.

LED light source included. Integrated 220-240V 50-60 Hz electrical power. Cable suitable for outdoors, 5-m long with Schuko IP44 plug. IP65 backlit pedal dimmer switch on the cable for easy ON/OFF and to adjust the amount of light.
110V version upon request.
Integrated dimmer control switch (on the cable)
Casambi function on demand.

2200K auf Anfrage erhältlich.

2200K available on request.

Power Led: 5W - 447 lm ≠ FIXT 124 lm - 2700K/CRI 80 - 220-240V / 5W - 480 lm ≠ FIXT 137 lm - 3000K/CRI 80 - 220-240V / 5W - 513 lm ≠ FIXT 143 lm - 4000K/CRI 80 - 220-240V

2700K

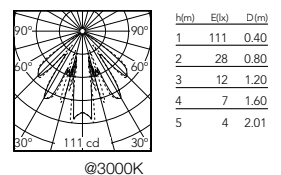
- F016N22K001.A
- F016N22K006.A
- F016N22K012.A
- F016N22K018.A
- F016N22K030.A
- F016N22K033.A

3000K

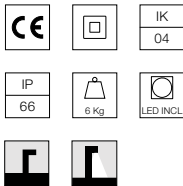
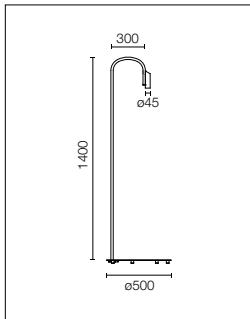
- F016N32K001.A
- F016N32K006.A
- F016N32K012.A
- F016N32K018.A
- F016N32K030.A
- F016N32K033.A

4000K

- F016N42K001.A
- F016N42K006.A
- F016N42K012.A
- F016N42K018.A
- F016N42K030.A
- F016N42K033.A



Caule Floor 3



LED-Lichtquelle im Lieferumfang enthalten. Integriertes Netzteil, 220-240 V, 50-60 Hz. Für den Außenbereich geeignetes Kabel mit einer Länge von 5 Metern und einem IP44-Schukostecker. Hintergrundbeleuchteter Dimmer-Pedalschalter mit IP65-Schutzart entlang des Kabels, mit dem die Lampe EIN/AUS-geschaltet und der Lichtfluss eingestellt werden können.
110V Version auf Anfrage erhältlich.
Integrierter Dimmersteuerschalter (am Kabel)
Casambi Funktion auf Anfrage.

LED light source included. Integrated 220-240V 50-60 Hz electrical power. Cable suitable for outdoors, 5-m long with Schuko IP44 plug. IP65 backlit pedal dimmer switch on the cable for easy ON/OFF and to adjust the amount of light. 110V version upon request. Integrated dimmer control switch (on the cable)
Casambi function on demand.

2200K auf Anfrage erhältlich.

2200K available on request.

Power Led: 5W - 447 lm ≠ FIXT 282 lm - 2700K/CRI 80 - 220-240V / 5W - 480 lm ≠ FIXT 303 lm - 3000K/CRI 80 - 220-240V / 5W - 513 lm ≠ FIXT 324 lm - 4000K/CRI 80 - 220-240V

2700K

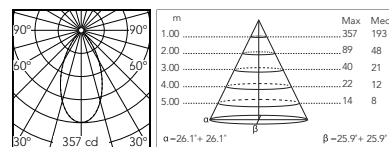
- F016M23K001.A
- F016M23K006.A
- F016M23K012.A
- F016M23K018.A
- F016M23K030.A
- F016M23K033.A

3000K

- F016M33K001.A
- F016M33K006.A
- F016M33K012.A
- F016M33K018.A
- F016M33K030.A
- F016M33K033.A

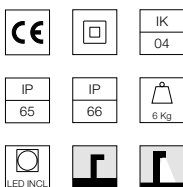
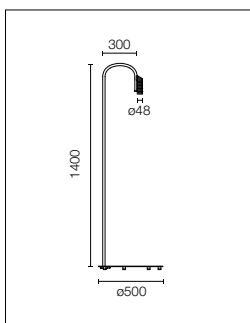
4000K

- F016M43K001.A
- F016M43K006.A
- F016M43K012.A
- F016M43K018.A
- F016M43K030.A
- F016M43K033.A



@3000K

Caule Floor 3 Nest



LED-Lichtquelle im Lieferumfang enthalten. Integriertes Netzteil, 220-240 V, 50-60 Hz. Für den Außenbereich geeignetes Kabel mit einer Länge von 5 Metern und einem IP44-Schukostecker. Hintergrundbeleuchteter Dimmer-Pedalschalter mit IP65-Schutzart entlang des Kabels, mit dem die Lampe EIN/AUS-geschaltet und der Lichtfluss eingestellt werden können.
110V Version auf Anfrage erhältlich.
Integrierter Dimmersteuerschalter (am Kabel)
Casambi Funktion auf Anfrage.

LED light source included. Integrated 220-240V 50-60 Hz electrical power. Cable suitable for outdoors, 5-m long with Schuko IP44 plug. IP65 backlit pedal dimmer switch on the cable for easy ON/OFF and to adjust the amount of light. 110V version upon request. Integrated dimmer control switch (on the cable)
Casambi function on demand.

2200K auf Anfrage erhältlich.

2200K available on request.

Power Led: 5W - 447 lm ≠ FIXT 124 lm - 2700K/CRI 80 - 220-240V / 5W - 480 lm ≠ FIXT 137 lm - 3000K/CRI 80 - 220-240V / 5W - 513 lm ≠ FIXT 143 lm - 4000K/CRI 80 - 220-240V

2700K

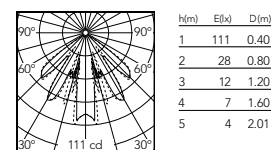
- F016N23K001.A
- F016N23K006.A
- F016N23K012.A
- F016N23K018.A
- F016N23K030.A
- F016N23K033.A

3000K

- F016N33K001.A
- F016N33K006.A
- F016N33K012.A
- F016N33K018.A
- F016N33K030.A
- F016N33K033.A

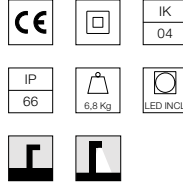
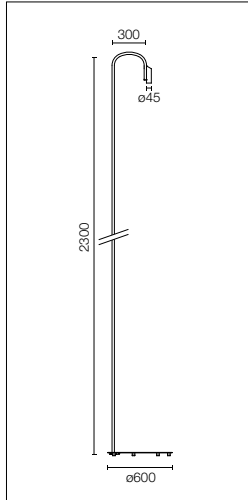
4000K

- F016N43K001.A
- F016N43K006.A
- F016N43K012.A
- F016N43K018.A
- F016N43K030.A
- F016N43K033.A



@3000K

Caule Floor 4



LED-Lichtquelle im Lieferumfang enthalten. Integriertes Netzteil, 220-240 V, 50-60 Hz. Für den Außenbereich geeignetes Kabel mit einer Länge von 5 Metern und einem IP44-Schukostecker. Hintergrundbeleuchteter Dimmer-Pedalschalter mit IP65-Schutzart entlang des Kabels, mit dem die Lampe EIN/AUS-geschaltet und der Lichtfluss eingestellt werden können. 110V Version auf Anfrage erhältlich. Integrierter Dimmersteuerschalter (am Kabel) Casambi Funktion auf Anfrage.

LED light source included. Integrated 220-240V 50-60 Hz electrical power. Cable suitable for outdoors, 5-m long with Schuko IP44 plug. IP65 backlit pedal dimmer switch on the cable for easy ON/OFF and to adjust the amount of light. 110V version upon request. Integrated dimmer control switch (on the cable) Casambi function on demand.

2200K auf Anfrage erhältlich.

2200K available on request.

Power Led: 5W - 447 lm ≠ FIXT 245 lm - 2700K/CRI 80 - 220-240V / 5W - 480 lm ≠ FIXT 263 lm - 3000K/CRI 80 - 220-240V / 5W - 513 lm ≠ FIXT 281 lm - 4000K/CRI 80 - 220-240V

2700K

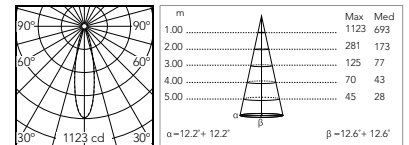
- F016M24K001.A
- F016M24K006.A
- F016M24K012.A
- F016M24K018.A
- F016M24K030.A
- F016M24K033.A

3000K

- F016M34K001.A
- F016M34K006.A
- F016M34K012.A
- F016M34K018.A
- F016M34K030.A
- F016M34K033.A

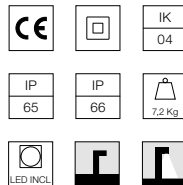
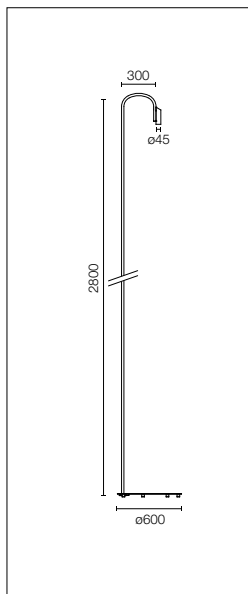
4000K

- F016M44K001.A
- F016M44K006.A
- F016M44K012.A
- F016M44K018.A
- F016M44K030.A
- F016M44K033.A



@3000K

Caule Floor 5



LED-Lichtquelle im Lieferumfang enthalten. Integriertes Netzteil, 220-240 V, 50-60 Hz. Für den Außenbereich geeignetes Kabel mit einer Länge von 5 Metern und einem IP44-Schukostecker. Hintergrundbeleuchteter Dimmer-Pedalschalter mit IP65-Schutzart entlang des Kabels, mit dem die Lampe EIN/AUS-geschaltet und der Lichtfluss eingestellt werden können. 110V Version auf Anfrage erhältlich. Integrierter Dimmersteuerschalter (am Kabel) Casambi Funktion auf Anfrage.

LED light source included. Integrated 220-240V 50-60 Hz electrical power. Cable suitable for outdoors, 5-m long with Schuko IP44 plug. IP65 backlit pedal dimmer switch on the cable for easy ON/OFF and to adjust the amount of light. 110V version upon request. Integrated dimmer control switch (on the cable) Casambi function on demand.

2200K auf Anfrage erhältlich.

2200K available on request.

Power Led: 5W - 447 lm ≠ FIXT 245 lm - 2700K/CRI 80 - 220-240V / 5W - 480 lm ≠ FIXT 263 lm - 3000K/CRI 80 - 220-240V / 5W - 513 lm ≠ FIXT 281 lm - 4000K/CRI 80 - 220-240V

2700K

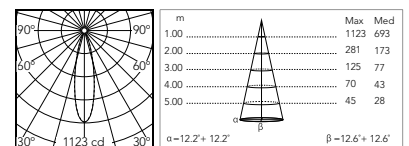
- F016M25K001.A
- F016M25K006.A
- F016M25K012.A
- F016M25K018.A
- F016M25K030.A
- F016M25K033.A

3000K

- F016M35K001.A
- F016M35K006.A
- F016M35K012.A
- F016M35K018.A
- F016M35K030.A
- F016M35K033.A

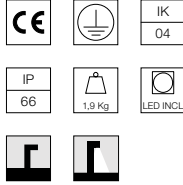
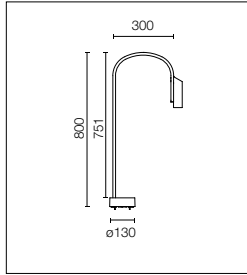
4000K

- F016M45K001.A
- F016M45K006.A
- F016M45K012.A
- F016M45K018.A
- F016M45K030.A
- F016M45K033.A



@3000K

Caule Bollard 1



LED-Lichtquelle im Lieferumfang enthalten. Integriertes 220-240-V-Netzteil zum Ein-/ Ausschalten und Dimmen. Das Gerät kann mit Dübeln auf jedem Boden installiert werden. Das Einbauehäuse für die Installation auf einem Boden, auf dem eine Bodenplatte verlegt werden soll, muss separat bestellt werden. 110V Version auf Anfrage erhältlich.

LED light source included. Integrated 220-240V ON/OFF or dimmable electrical power. The device may be installed on any flooring with anchors. Box for installation on flooring laid over concrete sold separately. 110V version upon request.

2200K auf Anfrage erhältlich.

2200K available on request.

Power Led: 5W - 447 lm ≠ FIXT 282 lm - 2700K/CRI 80 - 220-240V / 5W - 480 lm ≠ FIXT 303 lm - 3000K/CRI 80 - 220-240V / 5W - 513 lm ≠ FIXT 324 lm - 4000K/CRI 80 - 220-240V

2700K

Non Dimmable

- F016A21A001
- F016A21A006
- F016A21A012
- F016A21A018
- F016A21A030
- F016A21A033
- 1-10V
- F016A21B001
- F016A21B006
- F016A21B012
- F016A21B018
- F016A21B030
- F016A21B033
- Dali
- F016A21D001
- F016A21D006
- F016A21D012
- F016A21D018
- F016A21D030
- F016A21D033

3000K

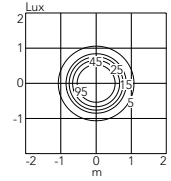
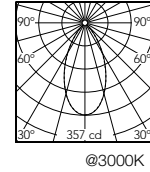
Non Dimmable

- F016A31A001
- F016A31A006
- F016A31A012
- F016A31A018
- F016A31A030
- F016A31A033
- 1-10V
- F016A31B001
- F016A31B006
- F016A31B012
- F016A31B018
- F016A31B030
- F016A31B033
- Dali
- F016A31D001
- F016A31D006
- F016A31D012
- F016A31D018
- F016A31D030
- F016A31D033

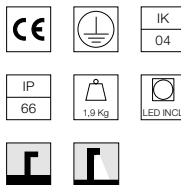
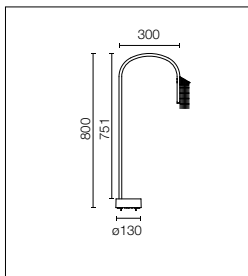
4000K

Non Dimmable

- F016A41A001
- F016A41A006
- F016A41A012
- F016A41A018
- F016A41A030
- F016A41A033
- 1-10V
- F016A41B001
- F016A41B006
- F016A41B012
- F016A41B018
- F016A41B030
- F016A41B033
- Dali
- F016A41D001
- F016A41D006
- F016A41D012
- F016A41D018
- F016A41D030
- F016A41D033



Caule Bollard 1 Nest



LED-Lichtquelle im Lieferumfang enthalten. Integriertes 220-240-V-Netzteil zum Ein-/ Ausschalten und Dimmen. Das Gerät kann mit Dübeln auf jedem Boden installiert werden. Das Einbaugehäuse für die Installation auf einem Boden, auf dem eine Bodenplatte verlegt werden soll, muss separat bestellt werden. 110V Version auf Anfrage erhältlich.

LED light source included. Integrated 220-240V ON/OFF or dimmable electrical power. The device may be installed on any flooring with anchors. Box for installation on flooring laid over concrete sold separately. 110V version upon request.

2200K auf Anfrage erhältlich.

2200K available on request.

Power Led: 5W - 447 lm ≠ FIXT 124 lm - 2700K/CRI 80 - 220-240V / 5W - 480 lm ≠ FIXT 137 lm - 3000K/CRI 80 - 220-240V / 5W - 513 lm ≠ FIXT 143 lm - 4000K/CRI 80 - 220-240V

2700K

Non Dimmable

- F016B21A001
- F016B21A006
- F016B21A012
- F016B21A018
- F016B21A030
- F016B21A033
- 1-10V
- F016B21B001
- F016B21B006
- F016B21B012
- F016B21B018
- F016B21B030
- F016B21B033

Dali

- F016B21D001
- F016B21D006
- F016B21D012
- F016B21D018
- F016B21D030
- F016B21D033

3000K

Non Dimmable

- F016B31A001
- F016B31A006
- F016B31A012
- F016B31A018
- F016B31A030
- F016B31A033
- 1-10V
- F016B31B001
- F016B31B006
- F016B31B012
- F016B31B018
- F016B31B030
- F016B31B033

Dali

- F016B31D001
- F016B31D006
- F016B31D012
- F016B31D018
- F016B31D030
- F016B31D033

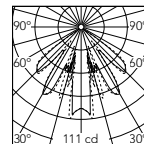
4000K

Non Dimmable

- F016B41A001
- F016B41A006
- F016B41A012
- F016B41A018
- F016B41A030
- F016B41A033
- 1-10V
- F016B41B001
- F016B41B006
- F016B41B012
- F016B41B018
- F016B41B030
- F016B41B033

Dali

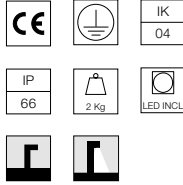
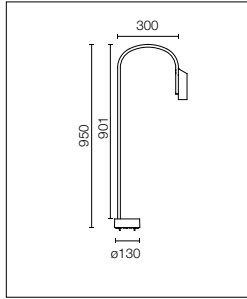
- F016B41D001
- F016B41D006
- F016B41D012
- F016B41D018
- F016B41D030
- F016B41D033



@3000K

h(m)	E(lx)	D(m)
1	111	0.40
2	28	0.80
3	12	1.20
4	7	1.60
5	4	2.01

Caule Bollard 2



LED-Lichtquelle im Lieferumfang enthalten. Integriertes 220-240-V-Netzteil zum Ein-/ Ausschalten und Dimmen. Das Gerät kann mit Dübeln auf jedem Boden installiert werden. Das Einbaugeschäube für die Installation auf einem Boden, auf dem eine Bodenplatte verlegt werden soll, muss separat bestellt werden. 110V Version auf Anfrage erhältlich.

LED light source included. Integrated 220-240V ON/OFF or dimmable electrical power. The device may be installed on any flooring with anchors. Box for installation on flooring laid over concrete sold separately. 110V version upon request.

2200K auf Anfrage erhältlich.

2200K available on request.

Power Led: 5W - 447 lm ≠ FIXT 282 lm - 2700K/CRI 80 - 220-240V / 5W - 480 lm ≠ FIXT 303 lm - 3000K/CRI 80 - 220-240V / 5W - 513 lm ≠ FIXT 324 lm - 4000K/CRI 80 - 220-240V

2700K

Non Dimmable

- F016A22A001
- F016A22A006
- F016A22A012
- F016A22A018
- F016A22A030
- F016A22A033
- 1-10V

- F016A22B001
- F016A22B006
- F016A22B012
- F016A22B018
- F016A22B030
- F016A22B033
- Dali

- F016A22D001
- F016A22D006
- F016A22D012
- F016A22D018
- F016A22D030
- F016A22D033

3000K

Non Dimmable

- F016A32A001
- F016A32A006
- F016A32A012
- F016A32A018
- F016A32A030
- F016A32A033
- 1-10V

- F016A32B001
- F016A32B006
- F016A32B012
- F016A32B018
- F016A32B030
- F016A32B033
- Dali

- F016A32D001
- F016A32D006
- F016A32D012
- F016A32D018
- F016A32D030
- F016A32D033

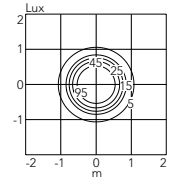
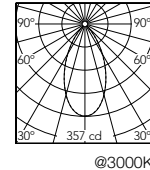
4000K

Non Dimmable

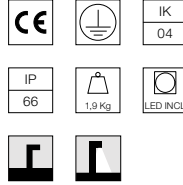
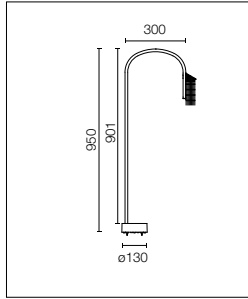
- F016A42A001
- F016A42A006
- F016A42A012
- F016A42A018
- F016A42A030
- F016A42A033
- 1-10V

- F016A42B001
- F016A42B006
- F016A42B012
- F016A42B018
- F016A42B030
- F016A42B033
- Dali

- F016A42D001
- F016A42D006
- F016A42D012
- F016A42D018
- F016A42D030
- F016A42D033



Caule Bollard 2 Nest



LED-Lichtquelle im Lieferumfang enthalten. Integriertes 220-240-V-Netzteil zum Ein-/ Ausschalten und Dimmen. Das Gerät kann mit Dübeln auf jedem Boden installiert werden. Das Einbaugehäuse für die Installation auf einem Boden, auf dem eine Bodenplatte verlegt werden soll, muss separat bestellt werden. 110V Version auf Anfrage erhältlich.

LED light source included. Integrated 220-240V ON/OFF or dimmable electrical power. The device may be installed on any flooring with anchors. Box for installation on flooring laid over concrete sold separately. 110V version upon request.

2200K auf Anfrage erhältlich.

2200K available on request.

Power Led: 5W - 447 lm ≠ FIXT 124 lm - 2700K/CRI 80 - 220-240V / 5W - 480 lm ≠ FIXT 137 lm - 3000K/CRI 80 - 220-240V / 5W - 513 lm ≠ FIXT 143 lm - 4000K/CRI 80 - 220-240V

2700K

Non Dimmable

- F016B22A001
- F016B22A006
- F016B22A012
- F016B22A018
- F016B22A030
- F016B22A033
- 1-10V
- F016B22B001
- F016B22B006
- F016B22B012
- F016B22B018
- F016B22B030
- F016B22B033
- Dali
- F016B22D001
- F016B22D006
- F016B22D012
- F016B22D018
- F016B22D030
- F016B22D033

3000K

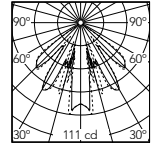
Non Dimmable

- F016B32A001
- F016B32A006
- F016B32A012
- F016B32A018
- F016B32A030
- F016B32A033
- 1-10V
- F016B32B001
- F016B32B006
- F016B32B012
- F016B32B018
- F016B32B030
- F016B32B033
- Dali
- F016B32D001
- F016B32D006
- F016B32D012
- F016B32D018
- F016B32D030
- F016B32D033

4000K

Non Dimmable

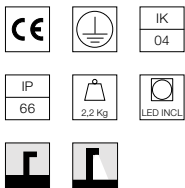
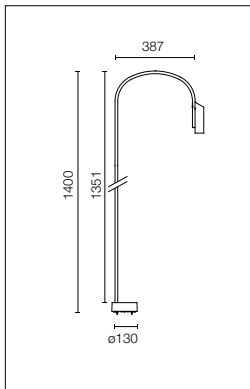
- F016B42A001
- F016B42A006
- F016B42A012
- F016B42A018
- F016B42A030
- F016B42A033
- 1-10V
- F016B42B001
- F016B42B006
- F016B42B012
- F016B42B018
- F016B42B030
- F016B42B033
- Dali
- F016B42D001
- F016B42D006
- F016B42D012
- F016B42D018
- F016B42D030
- F016B42D033



h(m)	E(h)	D(m)
1	111	0.40
2	28	0.80
3	12	1.20
4	7	1.60
5	4	2.01

@3000K

Caule Bollard 3



LED-Lichtquelle im Lieferumfang enthalten. Integriertes 220-240-V-Netzteil zum Ein-/ Ausschalten und Dimmen. Das Gerät kann mit Dübeln auf jedem Boden installiert werden. Das Einbaugeschäube für die Installation auf einem Boden, auf dem eine Bodenplatte verlegt werden soll, muss separat bestellt werden. 110V Version auf Anfrage erhältlich.

LED light source included. Integrated 220-240V ON/OFF or dimmable electrical power. The device may be installed on any flooring with anchors. Box for installation on flooring laid over concrete sold separately. 110V version upon request.

2200K auf Anfrage erhältlich.

2200K available on request.

Power Led: 5W - 447 lm ≠ FIXT 282 lm - 2700K/CRI 80 - 220-240V / 5W - 480 lm ≠ FIXT 303 lm - 3000K/CRI 80 - 220-240V / 5W - 513 lm ≠ FIXT 324 lm - 4000K/CRI 80 - 220-240V

2700K

Non Dimmable

- F016A23A001
- F016A23A006
- F016A23A012
- F016A23A018
- F016A23A030
- F016A23A033

1-10V

- F016A23B001
- F016A23B006
- F016A23B012
- F016A23B018
- F016A23B030
- F016A23B033

Dali

- F016A23D001
- F016A23D006
- F016A23D012
- F016A23D018
- F016A23D030
- F016A23D033

3000K

Non Dimmable

- F016A33A001
- F016A33A006
- F016A33A012
- F016A33A018
- F016A33A030
- F016A33A033

1-10V

- F016A33B001
- F016A33B006
- F016A33B012
- F016A33B018
- F016A33B030
- F016A33B033

Dali

- F016A33D001
- F016A33D006
- F016A33D012
- F016A33D018
- F016A33D030
- F016A33D033

4000K

Non Dimmable

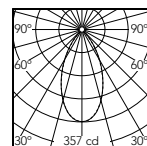
- F016A43A001
- F016A43A006
- F016A43A012
- F016A43A018
- F016A43A030
- F016A43A033

1-10V

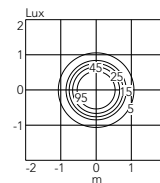
- F016A43B001
- F016A43B006
- F016A43B012
- F016A43B018
- F016A43B030
- F016A43B033

Dali

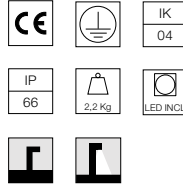
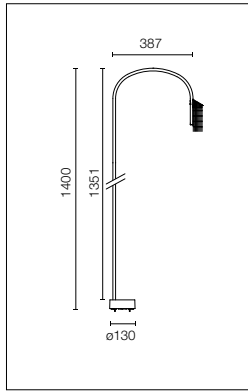
- F016A43D001
- F016A43D006
- F016A43D012
- F016A43D018
- F016A43D030
- F016A43D033



@3000K



Caule Bollard 3 Nest



LED-Lichtquelle im Lieferumfang enthalten. Integriertes 220-240-V-Netzteil zum Ein-/ Ausschalten und Dimmen. Das Gerät kann mit Dübeln auf jedem Boden installiert werden. Das Einbaugehäuse für die Installation auf einem Boden, auf dem eine Bodenplatte verlegt werden soll, muss separat bestellt werden. 110V Version auf Anfrage erhältlich.

LED light source included. Integrated 220-240V ON/OFF or dimmable electrical power. The device may be installed on any flooring with anchors. Box for installation on flooring laid over concrete sold separately. 110V version upon request.

2200K auf Anfrage erhältlich.

2200K available on request.

Power Led: 5W - 447 lm ≠ FIXT 124 lm - 2700K/CRI 80 - 220-240V / 5W - 480 lm ≠ FIXT 137 lm - 3000K/CRI 80 - 220-240V / 5W - 513 lm ≠ FIXT 143 lm - 4000K/CRI 80 - 220-240V

2700K

Non Dimmable

- F016B23A001
- F016B23A006
- F016B23A012
- F016B23A018
- F016B23A030
- F016B23A033
- 1-10V
- F016B23B001
- F016B23B006
- F016B23B012
- F016B23B018
- F016B23B030
- F016B23B033
- Dali
- F016B23D001
- F016B23D006
- F016B23D012
- F016B23D018
- F016B23D030
- F016B23D033

3000K

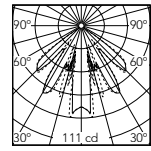
Non Dimmable

- F016B33A001
- F016B33A006
- F016B33A012
- F016B33A018
- F016B33A030
- F016B33A033
- 1-10V
- F016B33B001
- F016B33B006
- F016B33B012
- F016B33B018
- F016B33B030
- F016B33B033
- Dali
- F016B33D001
- F016B33D006
- F016B33D012
- F016B33D018
- F016B33D030
- F016B33D033

4000K

Non Dimmable

- F016B43A001
- F016B43A006
- F016B43A012
- F016B43A018
- F016B43A030
- F016B43A033
- 1-10V
- F016B43B001
- F016B43B006
- F016B43B012
- F016B43B018
- F016B43B030
- F016B43B033
- Dali
- F016B43D001
- F016B43D006
- F016B43D012
- F016B43D018
- F016B43D030
- F016B43D033



	h(m)	E(lx)	D(m)
1	111	0.40	
2	28	0.80	
3	12	1.20	
4	7	1.60	
5	4	2.01	


@3000K

Caule: Zubehörteile / Accessories

Überspannungsschutzgerät.
275 Vac. Maximaler Entladestrom 10KA (8 / 20us). Maximaler Betriebsstrom 5A. Geeignet für Reihenschaltung. IP66.

Surge protection device.
275Vac. Maximum discharge current 10KA (8/20us). Maximum operating current 5A. Suitable for series connection. IP66.

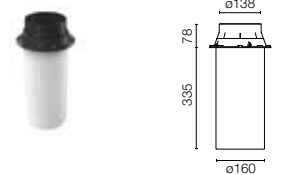
F990E00A000



Einbaugehäuse für Bodenmontage.

Box for ground installation.

F016Z000000



Flauta

Designed by Patricia Urquiola





Flauta Spiga 3



Flauta Spiga 1

Familie / Family

Flauta Riga



Power Led

12W

2x347 lm - 2700K/CRI 80

2x372 lm - 3000K/CRI 80

2x398 lm - 4000K/CRI 80

2200K available on request.

Flauta Spiga



Power Led

12W

2x347 lm - 2700K/CRI 80

2x372 lm - 3000K/CRI 80

2x398 lm - 4000K/CRI 80

2200K available on request.

Ausführungen / Colours



01 White



06 Grey



12 Forest Green



18 Deep Brown



30 Black



33 Anthracite

Beschreibung / Description

Wandleuchtenkollektion für den Außenbereich mit zweifacher Lichtemission; in drei verschiedenen Längen verfügbar.

Die Produkte zeichnen sich durch die Oberflächengravur aus, die in zwei raffinierten Varianten verfügbar ist: Flauta Riga, mit vertikalen Gravuren, und Flauta Spiga, gekennzeichnet durch ein elegantes und ausgeklügeltes Schrägmuster.

Ein Abweiser als Lampenzubehör, der in Übereinstimmung mit der Oberfläche des Lampenkörpers lackiert ist, kann nach Belieben auf dem oberen oder unteren Kopf installiert werden, um eine dekorative Wirkung des reflektierten Lichts zu erzielen.

Die tragenden Teile des Geräts bestehen aus Aluminium, das einem chemischen Umwandlungsverfahren unterzogen wird, sodass sie gegen atmosphärische Einflüsse beständig sind.

Der pulverlackierte Körper ist in verschiedenen Ausführungen gemäß dem QUALICOAT-Standard verfügbar. Die erste Epoxid-Pulverschicht bietet eine chemische und mechanische Widerstandsfähigkeit, die zweite Pulverschicht aus Polyester stellt die Beständigkeit gegenüber UV-Strahlen und korrosiven Witterungseinflüssen sicher. Die lackierten Oberflächen werden mit basen- und säurehaltigen Reinigungen behandelt, mit entmineralisiertem Wasser gespült und einer Behandlung zur chemischen Konversion unterzogen, um den Oxidationsschutz zu gewährleisten.

Diffusor aus silikonisiertem, transparentem Glas zur Gewährleistung der Undurchlässigkeit.

Integrierte LED-Lichtquelle. Im Gerätekörper integrierter Driver für die Regelung des DALI-Dimmers.

Collection of outdoor wall-mounted light fittings with dual light emission, available in various lengths.

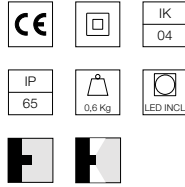
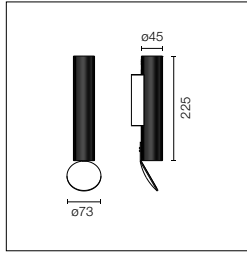
The units are characterised by the surface etching in two refined variations: Flauta Riga, with vertical lines, and Flauta Spiga, characterized by an elegant and sophisticated angular pattern.

Rounding out the device is a deflector accessory painted to match the finish of the lamp body. It can be installed as desired on the upper or lower head to create a decorative effect with reflected light.

The structure is made of aluminium treated with a chemical conversion process for effective resistance to atmospheric agents. The powder coating of the body is available in various finishes according to the QUALICOAT standard. The first layer of epoxy powder confers chemical and mechanical resistance. The second layer, a polyester powder finish, ensures resistance to UV rays and corrosive atmospheric agents. The painted surfaces are treated with alkaline and acid washes, rinsed with demineralised water, and subjected to chemical conversion treatment to protect against rust. Diffuser in transparent glass, sealed to guarantee water resistance.

Integrated LED light source. Driver integrated in the body of the unit for DALI dimmer control.

Flauta Riga 1



LED-Lichtquelle inbegriffen.
Integriertes dimmbares
DALI-Netzteil (220-240 V).
Mit optionalem Abweiser zur
Montage auf dem oberen oder
unteren Emissionskopf.
110 V-Version auf Anfrage
verfügbar.

LED light source included.
Integrated 220-240V electrical
power with DALI dimmer.
Comes with deflector for
optional installation on the upper
or lower head.
110V version available by
request.

2200K auf Anfrage erhältlich.

2200K available on request.

Power Led: 12W - 2x555 lm ≠ FIXT 2x347 lm - 2700K/CRI 80 - 220-240V / 12W - 2x597 lm ≠ FIXT 2x372 lm - 3000K/CRI 80 - 220-240V /
12W - 2x638 lm ≠ FIXT 2x398 lm - 4000K/CRI 80 - 220-240V

2700K

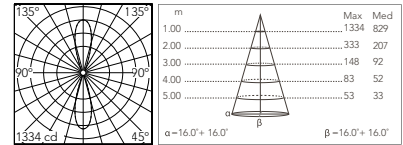
- F019A21D001
- F019A21D006
- F019A21D012
- F019A21D018
- F019A21D030
- F019A21D033

3000K

- F019A31D001
- F019A31D006
- F019A31D012
- F019A31D018
- F019A31D030
- F019A31D033

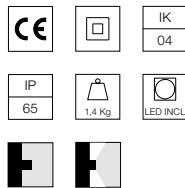
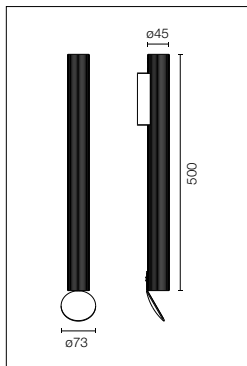
4000K

- F019A41D001
- F019A41D006
- F019A41D012
- F019A41D018
- F019A41D030
- F019A41D033



@3000K

Flauta Riga 2



LED-Lichtquelle inbegriffen.
Integriertes dimmbares
DALI-Netzteil (220-240 V).
Mit optionalem Abweiser zur
Montage auf dem oberen oder
unteren Emissionskopf.
110 V-Version auf Anfrage
verfügbar.

LED light source included.
Integrated 220-240V electrical
power with DALI dimmer.
Comes with deflector for
optional installation on the upper
or lower head.
110V version available by
request.

2200K auf Anfrage erhältlich.

2200K available on request.

Power Led: 12W - 2x555 lm ≠ FIXT 2x347 lm - 2700K/CRI 80 - 220-240V / 12W - 2x597 lm ≠ FIXT 2x372 lm - 3000K/CRI 80 - 220-240V /
12W - 2x638 lm ≠ FIXT 2x398 lm - 4000K/CRI 80 - 220-240V

2700K

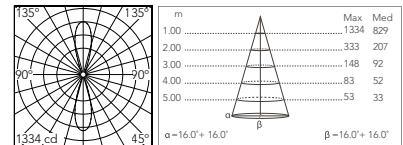
- F019A22D001
- F019A22D006
- F019A22D012
- F019A22D018
- F019A22D030
- F019A22D033

3000K

- F019A32D001
- F019A32D006
- F019A32D012
- F019A32D018
- F019A32D030
- F019A32D033

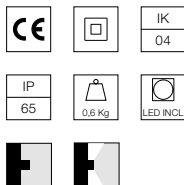
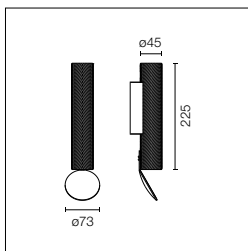
4000K

- F019A42D001
- F019A42D006
- F019A42D012
- F019A42D018
- F019A42D030
- F019A42D033



@3000K

Flauta Spiga 1



LED-Lichtquelle inbegriffen. Integriertes dimmbares DALI-Netzteil (220-240 V). Mit optionalem Abweiser zur Montage auf dem oberen oder unteren Emissionskopf. 110 V-Version auf Anfrage verfügbar.

LED light source included. Integrated 220-240V electrical power with DALI dimmer. Comes with deflector for optional installation on the upper or lower head. 110V version available by request.

2200K auf Anfrage erhältlich.

2200K available on request.

Power Led: 12W - 2x555 lm ≠ FIXT 2x347 lm - 2700K/CRI 80 - 220-240V / 12W - 2x597 lm ≠ FIXT 2x372 lm - 3000K/CRI 80 - 220-240V / 12W - 2x638 lm ≠ FIXT 2x398 lm - 4000K/CRI 80 - 220-240V

2700K

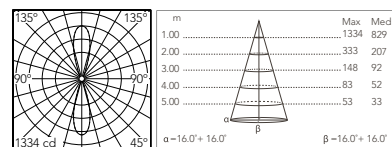
- F019B21D001
- F019B21D006
- F019B21D012
- F019B21D018
- F019B21D030
- F019B21D033

3000K

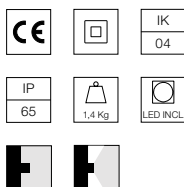
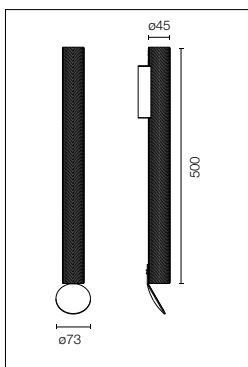
- F019B31D001
- F019B31D006
- F019B31D012
- F019B31D018
- F019B31D030
- F019B31D033

4000K

- F019B41D001
- F019B41D006
- F019B41D012
- F019B41D018
- F019B41D030
- F019B41D033



Flauta Spiga 2



LED-Lichtquelle inbegriffen. Integriertes dimmbares DALI-Netzteil (220-240 V). Mit optionalem Abweiser zur Montage auf dem oberen oder unteren Emissionskopf. 110 V-Version auf Anfrage verfügbar.

LED light source included. Integrated 220-240V electrical power with DALI dimmer. Comes with deflector for optional installation on the upper or lower head. 110V version available by request.

2200K auf Anfrage erhältlich.

2200K available on request.

Power Led: 12W - 2x555 lm ≠ FIXT 2x347 lm - 2700K/CRI 80 - 220-240V / 12W - 2x597 lm ≠ FIXT 2x372 lm - 3000K/CRI 80 - 220-240V / 12W - 2x638 lm ≠ FIXT 2x398 lm - 4000K/CRI 80 - 220-240V

2700K

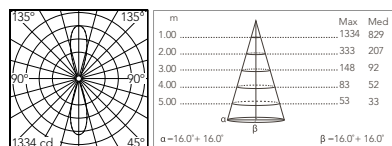
- F019B22D001
- F019B22D006
- F019B22D012
- F019B22D018
- F019B22D030
- F019B22D033

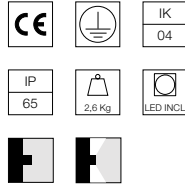
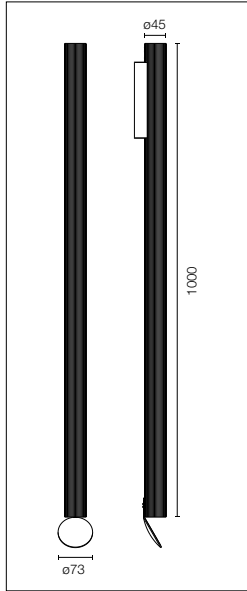
3000K

- F019B32D001
- F019B32D006
- F019B32D012
- F019B32D018
- F019B32D030
- F019B32D033

4000K

- F019B42D001
- F019B42D006
- F019B42D012
- F019B42D018
- F019B42D030
- F019B42D033





LED-Lichtquelle inbegriffen.
Integriertes dimmbares DALI-Netzteil (220-240 V).
Mit optionalem Abweiser zur Montage auf dem oberen oder unteren Emissionskopf.
110 V-Version auf Anfrage verfügbar.

LED light source included.
Integrated 220-240V electrical power with DALI dimmer.
Comes with deflector for optional installation on the upper or lower head.
110V version available by request.

2200K auf Anfrage erhältlich.

2200K available on request.

Power Led: 12W - 2x555 lm ≠ FIXT 2x347 lm - 2700K/CRI 80 - 220-240V / 12W - 2x597 lm ≠ FIXT 2x372 lm - 3000K/CRI 80 - 220-240V / 12W - 2x638 lm ≠ FIXT 2x398 lm - 4000K/CRI 80 - 220-240V

2700K

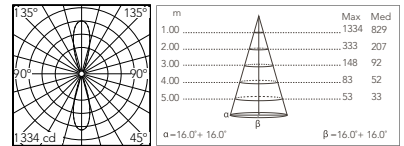
- F019A23D001
- F019A23D006
- F019A23D012
- F019A23D018
- F019A23D030
- F019A23D033

3000K

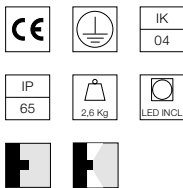
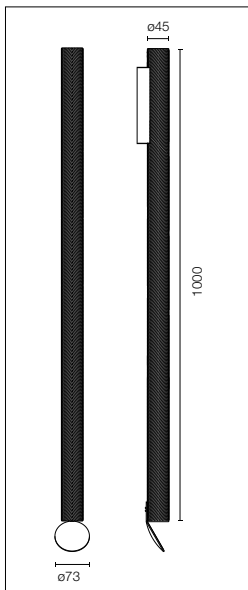
- F019A33D001
- F019A33D006
- F019A33D012
- F019A33D018
- F019A33D030
- F019A33D033

4000K

- F019A43D001
- F019A43D006
- F019A43D012
- F019A43D018
- F019A43D030
- F019A43D033



@3000K



LED-Lichtquelle inbegriffen.
Integriertes dimmbares DALI-Netzteil (220-240 V).
Mit optionalem Abweiser zur Montage auf dem oberen oder unteren Emissionskopf.
110 V-Version auf Anfrage verfügbar.

2200K auf Anfrage erhältlich.

LED light source included.
Integrated 220-240V electrical power with DALI dimmer.
Comes with deflector for optional installation on the upper or lower head.
110V version available by request.

2200K available on request.

Power Led: 12W - 2x555 lm ≠ FIXT 2x347 lm - 2700K/CRI 80 - 220-240V / 12W - 2x597 lm ≠ FIXT 2x372 lm - 3000K/CRI 80 - 220-240V / 12W - 2x638 lm ≠ FIXT 2x398 lm - 4000K/CRI 80 - 220-240V

2700K

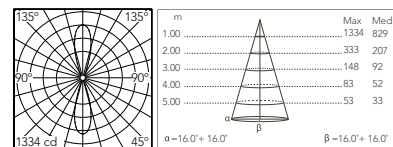
- F019B23D001
- F019B23D006
- F019B23D012
- F019B23D018
- F019B23D030
- F019B23D033

3000K

- F019B33D001
- F019B33D006
- F019B33D012
- F019B33D018
- F019B33D030
- F019B33D033

4000K

- F019B43D001
- F019B43D006
- F019B43D012
- F019B43D018
- F019B43D030
- F019B43D033



@3000K



Lighting in the Rain

Designed by Philippe Starck





Superarchimoon



Romeo Suspension



Romeo Floor

Familie / Family

Lighting in the Rain



HSGS E27

250W

or

Led

21W

2450 lm - 3000K/CRI 80

Ausführungen / Colours



22 Panama



41 Green Wall

KTribe F3 Outdoor

Bodenlampe für die Verwendung im Außenbereich, die diffuses Licht bietet. Basis und die Stabstütze bestehen aus druckgegossenem Aluminium. Die Strukturteile werden erfahren unterzogen, sodass sie gegen atmosphärische Einflüsse beständig sind. Chrom-Feinbearbeitung. Innendiffuser und Lampenfassung aus spritzgegossenem Polycarbonat. Außendiffuser aus farbig geflochtenem PVC-Rohr und Innenrahmen aus Polyester lackierten Aluminiumstangen. Gegengewicht aus mit Kataphoreseverfahren behandeltem Stahl, für einen wirksamen Wetterschutz. Abdeckung des Außendiffusers aus druckgegossenem, lackiertem Aluminium.

Romeo C3 Outdoor

Deckenhängeleuchte für den Außenbereich mit direktem und diffusem Licht. Außendiffuser aus farbig geflochtenem PVC-Rohr, Innenrahmen aus Polyester lackierten Aluminiumrohren Innendiffuser aus unter Vakuum thermogeformtem, opalem Polycarbonat, der vom Benutzer ohne die Verwendung von Werkzeugen für den Austausch der Lampe abgenommen werden kann. Diffusorstütze aus druckgegosener Aluminiumlegierung, eloxiert und grau flüssiglackiert. Deckenhalterung aus druckgegosener Aluminiumlegierung mit glänzender Feinbearbeitung.

Abdeckfenster aus spritzgegossenem Polycarbonat (PC). Ständer aus rostfreier Stahllegierung 316L – poliert. Um einen angemessenen Schutz gegen Wetterbedingungen zu gewährleisten, werden alle lackierten Teile mittels einem chemischen Umwandlungsverfahren einer Korrosionsschutzbehandlung unterzogen.

Superarchimoon Outdoor

Bodenleuchte für den Außenbereich mit direktem und diffusem Licht. Außendiffuser aus farbig geflochtenem PVC-Rohr. Innenrahmen aus Polyester lackierten Aluminiumrohren. Innendiffuser aus spritzgegossenem, opalem Polycarbonat. Die Strukturteile der Leuchte (Basisträger, Diffusorstützen, Arme, Gabeln, Hebel und Zugstangen) sind einem chemischen Umwandlungsverfahren unterzogen worden, um einen besseren Schutz gegen Wetterbedingungen zu gewährleisten. Grau lackierter Leuchtkörper. Federn und mechanische Hauptelemente bestehen ebenfalls aus spezifischen, witterungsbeständigen Materialien.

Die Leuchte hat keine ON/OFF Funktion und keine Lichtflussregelung aber sie verfügt über ein transparentes, bipolares 10 m langes Stromkabel. Ausserdem ist es mit einer Abzweigdose ausgerüstet, die für eine Verkabelung bei Anwendungen im Außenbereich geeignet ist.

Verwenden Sie ein Anschlusssystem mit einem Schutzgrad, der gleich oder höher als der Schutzgrad des Geräts ist.

KTribe F3 Outdoor

Floor lamp emitting diffused light for outdoor use. Die-cast aluminum base and pole support. Chemical conversion treatment of the structural parts to enhance their resistance to atmospheric agents. Chrome finish. Injection-molded polycarbonate internal diffuser and bulb-holder. External diffuser made from braided colored PVC tubes and inner frame from polyester-painted aluminum tubes. Steel cataphoresis treated counterweight for effective weather resistance. Painted die-cast aluminum external diffuser cover.

Romeo C3 Outdoor

Suspension luminaire for outdoor use providing direct and diffused light. External diffuser obtained from braided colored PVC tubes, internal frame in polyester-painted aluminum tubes. Inner diffuser in opal-colored, vacuum-formed polycarbonate which is removable for bulb change without the use of tools. Diffuser support in anodized die-cast aluminum alloy, liquid grey painted. Die-cast aluminum alloy ceiling fitting with polished finish. Injection-molded polycarbonate (PC) cover rose. 316L stainless steel pole – polished.

In order to obtain good weather resistance, all the painted details have undergone a chemical conversion treatment for enhanced corrosion resistance.

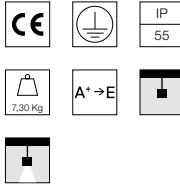
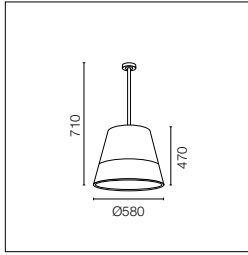
Superarchimoon Outdoor

Floor lamp for outdoor use providing direct and diffused light. External diffuser obtained from braided colored PVC tubes, internal frame in polyester-painted aluminum tubular. Internal diffuser in injection-molded opal polycarbonate. The structural parts of the luminaire (base support, diffusers support, arms, brackets, levers and tie rods) have been treated with a chemical conversion for enhanced weather resistance. The body is painted in grey. Springs and main mechanical components are also made with special materials for good weather resistance.

The luminaire has no ON/OFF switch or luminous flux adjustment, but has a 10 m transparent bipolar feeding cord. The luminaire also is equipped with a junction box suitable for outdoor applications.

We recommend using a connection system with a higher or equal protection degree than the one of the luminaire.

Romeo Outdoor C3 Pvc 710 mm

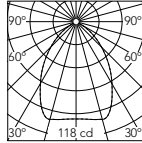


Ausgeschlossene Lichtquelle.

Light source not included.

HSGS E27: 1x250W or **1 LED:** 21W - 2450 lm - 3000K

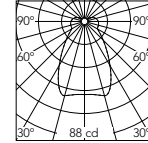
- F6468022
- F6468041



Beam Angle: 78°

h(m)	E(lx)	D(m)
1	118	1.63
2	30	3.26
3	13	4.89
4	7	6.53
5	5	8.16

Panama



Beam Angle: 74°

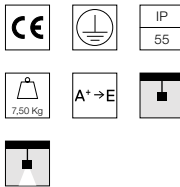
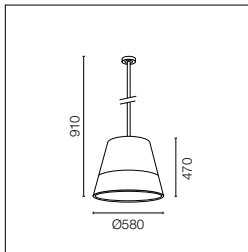
h(m)	E(lx)	D(m)
1	88	1.50
2	22	3.01
3	10	4.51
4	6	6.02
5	4	7.52

Green Wall

Zubehörteile / Accessories

1 x LED 21W E27 2450lm 3000K cod. RF26998 [e] DIMMER

Romeo Outdoor C3 Pvc 910 mm

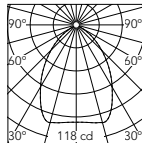


Ausgeschlossene Lichtquelle.

Light source not included.

HSGS E27: 1x250W or **1 LED:** 21W - 2450 lm - 3000K

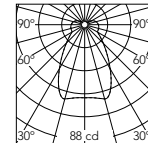
- F6469022
- F6469041



Beam Angle: 78°

h(m)	E(lx)	D(m)
1	118	1.63
2	30	3.26
3	13	4.89
4	7	6.53
5	5	8.16

Panama



Beam Angle: 74°

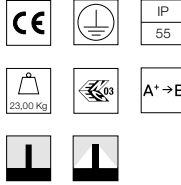
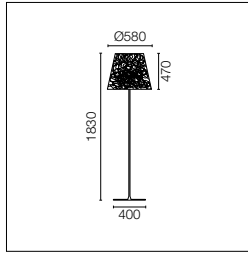
h(m)	E(lx)	D(m)
1	88	1.50
2	22	3.01
3	10	4.51
4	6	6.02
5	4	7.52

Green Wall

Zubehörteile / Accessories

1 x LED 21W E27 2450lm 3000K cod. RF26998 [e] DIMMER

KTribe F3 Outdoor

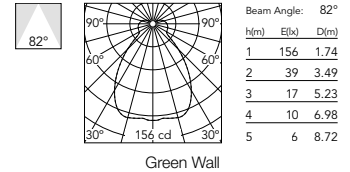
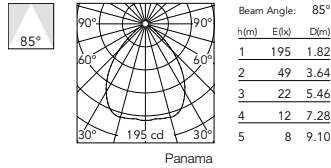


Ausgeschlossene Lichtquelle.

Light source not included.

HSGS E27: 1x250W or **1 LED:** 21W - 2450 lm - 3000K Dimming

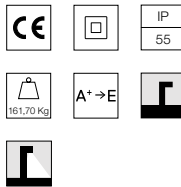
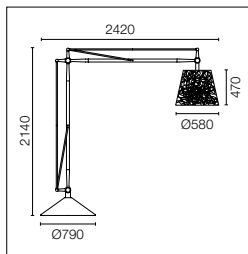
- F6268022
- F6268041



Zubehörteile / Accessories

1 x LED 21W E27 2450lm 3000K cod. RF26998 [e] DIMMER

Superarchimoon Outdoor

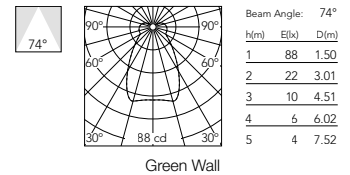
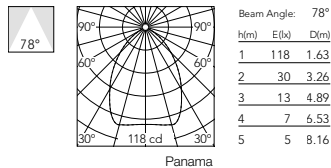


Ausgeschlossene Lichtquelle.

Light source not included.

HSGS E27: 1x250W or **1 LED:** 21W - 2450 lm - 3000K

- F6367022
- F6367041




Zubehörteile / Accessories

1 x LED 21W E27 2450lm 3000K cod. RF26998 [e] DIMMER

Landlord

Designed by Piero Lissoni





Landlord Ground



Landlord Soft



Landlord Spot + Pole

Familie / Family

Landlord Spot



Landlord Spot + Pole



Landlord Soft



Landlord Ground



Power Led

2,3W

130 lm - 2700K/CRI 80
135 lm - 3000K/CRI 80
140 lm - 4000K/CRI 80

2200K available on request.

Power Led

3,4W

135 lm - 2700K/CRI 80
140 lm - 3000K/CRI 80
145 lm - 4000K/CRI 80

2200K available on request.

Power Led

5W

242 lm - 2700K/CRI 80
252 lm - 3000K/CRI 80
269 lm - 4000K/CRI 80

2200K available on request.

Power Led

2,3W

121 lm - 2700K/CRI 80
125 lm - 3000K/CRI 80
130 lm - 4000K/CRI 80

2200K available on request.

Power Led

3,4W

183 lm - 2700K/CRI 80
189 lm - 3000K/CRI 80
196 lm - 4000K/CRI 80

2200K available on request.

Ausführungen / Colours

Landlord Spot / Soft



01 White



06 Grey



12 Forest Green



18 Deep Brown



30 Black



33 Anthracite



71 Anodized Black

Landlord Ground



56 Matt Stainless Steel

Landlord Spot

IP66-Projektor für die Außenanwendung, hergestellt aus einem gedrehten Aluminiumkörper, mit 24V versorgt, und in 2700K-, 3000K- und 4000K-Farbtemperaturen verfügbar. Auf der horizontalen Achse kann der Strahler um 359° geschwenkt werden und auf der vertikalen Achse bis zu 30° nach unten und 90° nach oben.

Landlord Spots sind in zwei Größen verfügbar: Kopf mit ø40 und ø50, wobei beide über eine abnehmbare Vorderhülse verfügen, um Flutlinsen oder bis zu zwei "honeycomb" für höchsten Sichtkomfort anzubringen.

Landlord Spots können auf festen Erdspeießen mit der Möglichkeit eines optionalen Pfahls, auf einer Wandbasis, oder auf dem innovativen Baumgürtel, der dazu entwickelt ist, die Leuchten direkt auf den Baumzweigen zu befestigen, angebracht werden.

Landlord Soft

IP65-Projektor für die Außenanwendung mit diffuser Beleuchtung.

Das Produkt ist durch einen scheibenförmigen Aluminiumkopf gekennzeichnet, der bis zu einem 20°-Strahl einstellbar und in Position arretierbar ist, es wird mit 24V versorgt und ist in den Farbtemperaturen 2700K, 3000K und 4000K verfügbar.

Das ist das perfekte Tool zur Beleuchtung von Sträuchern, Blumenbeeten und Durchgangsbereichen mit einem einheitlichen, diffusen Lichtstrahl.

Landlord Soft kann auf festen Erdspeießen mit der Möglichkeit eines optionalen Pfahls angebracht werden.

Landlord Ground

IP66 / IP67-Leuchten für vertiefte Bodeninstallation, 24V-Versorgung. Körper aus eloxiertem und anschließend gehärtetem Aluminium, Außenring aus kugelgestrahltem Edelstahl, der die gesamte Steuerelektronik umhüllt. Kopf in zwei Größen verfügbar - ø49 mm und ø64 mm - mit frontaler oder streifender Emission (ein, zwei oder vier Strahlen).

Frontale Emissionsversionen sind mit Punkt- oder Medium-Optik verfügbar mit der integrierten, nicht entfernbaren "honeycomb" für höchsten optischen Komfort verfügbar. Ist in der Installationsbox zu installieren.

Landlord Spot

IP66 projector for external use made of turned aluminium body and powered at 24V, and available in 2700K, 3000K and 4000K colour temperatures. With reference to the horizontal axis the spotlight can be swivelled by 359°, on the vertical axis by up to 30° down and up to 90° up.

Landlord Spots are available in two sizes, ø40 and ø50 head, both equipped with desmontable front ferrule, in order to install flood lens or up to two honeycombs for maximum visual confort.

Landlord Spots can be installed on solid ground spikes, with the possibility of an optional picket, on wall base, or on the innovative tree belt, designed to fix the luminaries directly on tree branches.

Landlord Soft

IP65 projector for external use, designed to offer diffuse lighting.

It is characterized by an aluminium disk shape head, orientable up to 20° beam and lockable in position, to be powered at 24V, and available in 2700K, 3000K and 4000K colour temperature.

It is the perfect tool to light bushes, flowerbed and transit areas with an homogenous diffuse light beam.

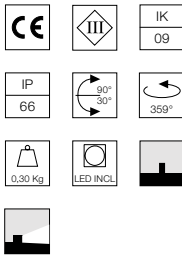
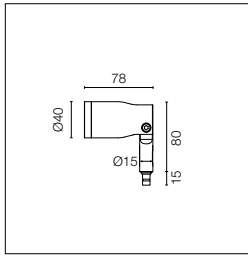
Landlord Soft can be installed on solid ground spikes, with the possibility of an optional picket.

Landlord Ground

IP66 / IP67 luminaries for ground recessed installation, powered 24V. Body in anodized, then resined aluminium, external ring in shot-peened stainless steel, encasing the entire control electronics. Head available in two sizes, ø49 mm, and ø64 mm, with frontal or grazing emission (one, two or four beams).

Frontal emission version are available with spot or medium optic, or with integrated non removable honeycomb, for maximum visual confort.

To be installed in its installation box.



Strahlverstellbarer Kopf für die Installation auf Bodenstangen oder auf einer Wandbasis. Stangen und Basis sind als separates Zubehör zu bestellen. Köpfe sind mit einer abnehmbaren Hülse zum Einfügen von Flutlinsen oder bis zu zwei "honeycomb" ausgestattet (als separates Zubehör zu bestellen). 24V-Fernstromversorgung, separat zu bestellen. Jeder Kopf hat ein 2000 mm langes Ausgangskabelsegment und einen Kabelsatz.

Spot adjustable head for installation on ground poles or on wall base. Poles and base to be ordered as separated accessories. Heads are equipped with a dismountable ferrule, to insert flood lens or up to two honeycombs, (to be ordered as separate accessories). 24V remote power supply to be ordered separately. Each head comes with a 2000 mm length outgoing cable and a wiring kit.

2200K auf Anfrage erhältlich.

2200K available on request.

Optic Spot 12°

Power Led: 2,3W - 188 lm ≠ *FIXT 130 lm - 2700K/CRI 80 - 24V / 2,3W - 195 lm ≠ *FIXT 135 lm - 3000K/CRI 80 - 24V / 2,3W - 202 lm ≠ *FIXT 140 lm - 4000K/CRI 80 - 24V

2700K

PWM Dimmable

- F004D21A001
- F004D21A006
- F004D21A012
- F004D21A018
- F004D21A030
- F004D21A033
- F004F21A071

3000K

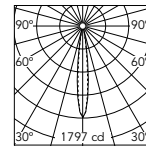
PWM Dimmable

- F004D31A001
- F004D31A006
- F004D31A012
- F004D31A018
- F004D31A030
- F004D31A033
- F004F31A071

4000K

PWM Dimmable

- F004D41A001
- F004D41A006
- F004D41A012
- F004D41A018
- F004D41A030
- F004D41A033
- F004F41A071



Beam Angle: 12°

h(m)	E(lx)	D(m)
1	1797	0.24
2	449	0.48
3	200	0.72
4	112	0.97
5	72	1.21

@4000K

Optic Medium 34°

Power Led: 2,3W - 188 lm ≠ *FIXT 122 lm - 2700K/CRI 80 - 24V / 2,3W - 195 lm ≠ *FIXT 127 lm - 3000K/CRI 80 - 24V / 2,3W - 202 lm ≠ *FIXT 131lm - 4000K/CRI 80 - 24V

2700K

PWM Dimmable

- F004D22A001
- F004D22A006
- F004D22A012
- F004D22A018
- F004D22A030
- F004D22A033
- F004F22A071

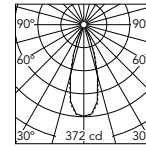
3000K

PWM Dimmable

- F004D32A001
- F004D32A006
- F004D32A012
- F004D32A018
- F004D32A030
- F004D32A033
- F004F32A071

4000K

- F004D42A001
- F004D42A006
- F004D42A012
- F004D42A018
- F004D42A030
- F004D42A033
- F004F42A071



Beam Angle: 34°

h(m)	E(lx)	D(m)
1	372	0.59
2	93	1.18
3	41	1.77
4	23	2.36
5	15	2.95

@4000K

* Maximale Leuchten pro Stromversorgung / Maximum number of luminaires per power supply.

Maximale Leuchten pro Stromversorgung (220÷240 V). Diese Angaben müssen unter Berücksichtigung der spezifischen Installationsbedingungen überprüft werden.

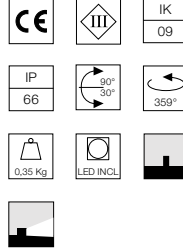
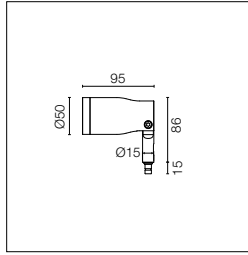
Maximum number of luminaires per power supply. (220÷240 V). These data must be checked taking into account the specific installation conditions.

Non Dimmable

Acc. RF25754	3
Acc. RF25748	3
Acc. RF25747	4
Acc. RF25757	4
Acc. F990B23AZ00	12
Acc. RF25755	17
Acc. RF25749	27

Dimmable

Acc. F990B02A000	13
Acc. F990B03A000	13
Acc. F990B16A000	13
Acc. F990B04A000	28
Acc. F990B05A000	28
Acc. F990B17A000	28



Strahlverstellbarer Kopf für die Installation auf Bodenstangen oder auf einer Wandbasis. Stangen und Basis sind als separates Zubehör zu bestellen. Köpfe sind mit einer abnehmbaren Hülse zum Einfügen von Flutlinsen oder bis zu zwei "honeycomb" ausgestattet (als separates Zubehör zu bestellen). 24V-Fernstromversorgung, separat zu bestellen. Jeder Kopf hat ein 2000 mm langes Ausgangskabelsegment und einen Kabelsatz.

Spot adjustable head for installation on ground poles or on wall base. Poles and base to be ordered as separated accessories. Heads are equipped with a dismountable ferrule, to insert flood lens or up to two honeycombs, (to be ordered as separate accessories). 24V remote power supply to be ordered separately. Each head comes with a 2000 mm length outgoing cable and a wiring kit.

Optic Narrow Spot
2200K auf Anfrage erhältlich.

Optic Narrow Spot
2200K available on request.

Optic Narrow Spot 7°

Power Led: 3,4W - 251 lm ≠ FIXT 135 lm - 2700K/CRI 80 - 24V / 3,4W - 260 lm ≠ FIXT 140 lm - 3000K/CRI 80 - 24V / 3,4W - 270 lm ≠ FIXT 145 lm - 4000K/CRI 80 - 24V

2700K

PWM Dimmable

- F004E21A001
- F004E21A006
- F004E21A012
- F004E21A018
- F004E21A030
- F004E21A033
- F004G21A071

3000K

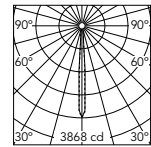
PWM Dimmable

- F004E31A001
- F004E31A006
- F004E31A012
- F004E31A018
- F004E31A030
- F004E31A033
- F004G31A071

4000K

PWM Dimmable

- F004E41A001
- F004E41A006
- F004E41A012
- F004E41A018
- F004E41A030
- F004E41A033
- F004G41A071



Beam Angle: 7°		
h(m)	Ef(x)	D(m)
1	3868	0.14
2	967	0.28
3	430	0.41
4	242	0.55
5	155	0.69

@4000K

* Maximale Leuchten pro Stromversorgung / Maximum number of luminaires per power supply.

Maximale Leuchten pro Stromversorgung (220÷240 V). Diese Angaben müssen unter Berücksichtigung der spezifischen Installationsbedingungen überprüft werden.

Maximum number of luminaires per power supply. (220÷240 V). These data must be checked taking into account the specific installation conditions.

Non Dimmable		Dimmable	
Acc. RF25754	1	Acc. F990B02A000	7
Acc. RF25748	1	Acc. F990B03A000	7
Acc. RF25747	3	Acc. F990B16A000	7
Acc. RF25757	3	Acc. F990B04A000	17
Acc. F990B23AZ00	7	Acc. F990B05A000	17
Acc. RF25755	9	Acc. F990B17A000	17
Acc. RF25749	17		

Optic Medium 24°

Power Led: 7,2W - 666 lm ≠ FIXT 442 lm - 2700K/CRI 80 - 24V / 7,2W - 689 lm ≠ FIXT 457 lm - 3000K/CRI 80 - 24V / 7,2W - 741 lm ≠ FIXT 492 lm - 4000K/CRI 80 - 24V

2700K

PWM Dimmable

- F004E22A001.A
- F004E22A006.A
- F004E22A012.A
- F004E22A018.A
- F004E22A030.A
- F004E22A033.A
- F004G22A071.A

3000K

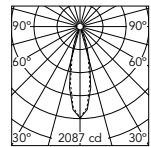
PWM Dimmable

- F004E32A001
- F004E32A006
- F004E32A012
- F004E32A018
- F004E32A030
- F004E32A033
- F004G32A071

4000K

PWM Dimmable

- F004E42A001
- F004E42A006
- F004E42A012
- F004E42A018
- F004E42A030
- F004E42A033
- F004G42A071



Beam Angle: 24°		
h(m)	Ef(x)	D(m)
1	2087	0.47
2	522	0.94
3	232	1.41
4	130	1.88
5	83	2.35

@4000K

* Maximale Leuchten pro Stromversorgung / Maximum number of luminaires per power supply.

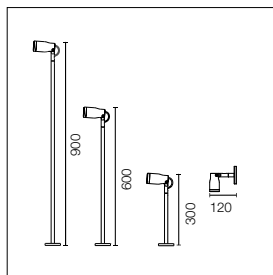
Maximale Leuchten pro Stromversorgung (220÷240 V). Diese Angaben müssen unter Berücksichtigung der spezifischen Installationsbedingungen überprüft werden.

Maximum number of luminaires per power supply. (220÷240 V). These data must be checked taking into account the specific installation conditions.

Non Dimmable		Dimmable	
Acc. RF25754	1	Acc. F990B02A000	3
Acc. RF25748	1	Acc. F990B03A000	3
Acc. RF25747	1	Acc. F990B16A000	3
Acc. RF25757	1	Acc. F990B04A000	7
Acc. F990B23AZ00	3	Acc. F990B05A000	7
Acc. RF25755	6	Acc. F990B17A000	7
Acc. RF25749	9		

Landlord Spot: Kopf + Stangenzubehör / Head + pole accessory

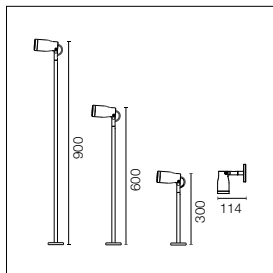
Spot Ø40



Stange mit Basis.
Fertig für die Installation auf starrer Basis.
Für die Installation am Boden, Erdpfosten inbegriffen, als separater Artikel zu bestellen.

Pole with base.
Ready for installation on solid surface.
Ground installation needs earth stick use, to be ordered as separated item.

Spot Ø50



H 300 mm

- F004Z010001
- F004Z010006
- F004Z010012
- F004Z010018
- F004Z010030
- F004Z010033
- F004Z0D0071

H 600 mm

- F004Z020001
- F004Z020006
- F004Z020012
- F004Z020018
- F004Z020030
- F004Z020033
- F004Z0E0071

H 900 mm

- F004Z030001
- F004Z030006
- F004Z030012
- F004Z030018
- F004Z030030
- F004Z030033
- F004Z0F0071

Landlord Spot: Zubehörteile / Accessories

Wandbasis.

Wall base.

- F004Z040001
- F004Z040006
- F004Z040012
- F004Z040018
- F004Z040030
- F004Z040033
- F004Z0A0071



Erdpfosten.
Auf den Stangen mit Basis zu montieren.

Earth stick.
To be mounted on poles with base.

F004Z060000



Honeycomb.

Honeycomb.

Landlord Spot Ø40
F004Z0B0000
Landlord Spot Ø50
F004Z0L0000



Floodlinse.

Flood lens.

Landlord Spot Ø40
F004Z0C0000
Landlord Spot Ø50
F004Z0H0000

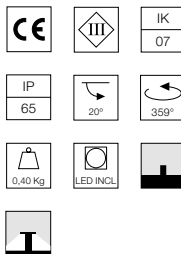
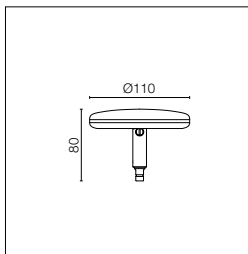


Baumgürtel.
Zubehör für die Anbringung der Leuchte direkt auf dem Baumzweig, von ø30 mm bis zu ø100 mm.
Deep Brown Ausführungen.

Tree strap.
Accessory for spot installation directly on tree branch, from ø30mm up to ø100mm.
Deep Brown finishing.

F004Z070000





20°-einstellbarer Kopf für die Installation auf Bodenstangen. Stangen sind als separates Zubehör zu bestellen. 24V-Fernstromversorgung, separat zu bestellen. Jeder Kopf hat ein 2000 mm langes Ausgangskabelsegment und einen Kabelsatz.

20° adjustable head for installation on ground poles. Poles to be ordered as separated accessories. 24V remote power supply to be ordered separately. Each head comes with a 2000 mm lenght outgoing cable and a wiring kit.

2200K auf Anfrage erhältlich.

2200K available on request.

Top Led: 5W - 379 lm ≠ FIXT 242 lm - 2700K/CRI 80 - 24V / 5W - 395 lm ≠ FIXT 252 lm - 3000K/CRI 80 - 24V / 5W - 421 lm ≠ FIXT 269 lm - 4000K/CRI 80 - 24V

2700K

PWM Dimmable

- F004C20A001
- F004C20A006
- F004C20A012
- F004C20A018
- F004C20A030
- F004C20A033
- F004H20A071

3000K

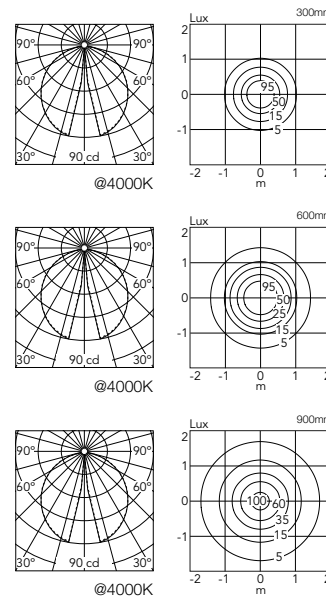
PWM Dimmable

- F004C30A001
- F004C30A006
- F004C30A012
- F004C30A018
- F004C30A030
- F004C30A033
- F004H30A071

4000K

PWM Dimmable

- F004C40A001
- F004C40A006
- F004C40A012
- F004C40A018
- F004C40A030
- F004C40A033
- F004H40A071



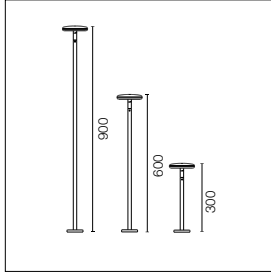
* Maximale Leuchten pro Stromversorgung / Maximum number of luminaires per power supply.

Maximale Leuchten pro Stromversorgung (220- 240 V). Diese Angaben müssen unter Berücksichtigung der spezifischen Installationsbedingungen überprüft werden.

Maximum number of luminaires per power supply. (220-240 V). These data must be checked taking into account the specific installation conditions.


Non Dimmable		Dimmable	
Acc. RF25754	1	Acc. RF26387.A	3
Acc. RF25748	1	Acc. F990B02A000	5
Acc. RF25747	1	Acc. F990B03A000	5
Acc. RF25757	1	Acc. F990B16A000	5
Acc. F990B23AZ00	3	Acc. F990B04A000	12
Acc. RF25755	6	Acc. F990B05A000	12
Acc. RF25749	9	Acc. F990B17A000	12

Landlord Soft: Kopf + Stangenzubehör / Head + pole accessory



Stange mit Basis.
Fertig für die Installation auf starrer Basis.
Für die Installation am Boden, Erdpfosten inbegriffen, als separater Artikel zu bestellen.

Pole with base.
Ready for installation on solid surface.
Ground installation needs earth stick use, to be ordered as separated item.



H 300 mm

- F004Z010001
- F004Z010006
- F004Z010012
- F004Z010018
- F004Z010030
- F004Z010033
- F004Z0D0071

H 600 mm

- F004Z020001
- F004Z020006
- F004Z020012
- F004Z020018
- F004Z020030
- F004Z020033
- F004Z0E0071

H 900 mm

- F004Z030001
- F004Z030006
- F004Z030012
- F004Z030018
- F004Z030030
- F004Z030033
- F004Z0F0071

Landlord: Zubehörteile / Accessories

Erdpfosten.
Auf den Stangen mit Basis zu montieren.

Earth stick.
To be mounted on poles with base.

F004Z060000



Verbindungssystem,
IP68, 3/4-Wege-H2O-
Antikondensat, 4-polig,
(ø5,5÷12mm Kabel).

3/4 way terminal block 4 poles
IP68 H2O Stop. (ø5,5÷12mm
cable).

F990C010000



Verbindungssystem, IP68,
2-Wege-H2O-Antikondensat,
4-polig, (ø5,5÷12mm Kabel).

2 way terminal block 4 poles
IP68 H2O Stop. (ø5,5÷12mm
cable).

F990C00A000



Netzgerät für den Ferneinbau
24Vdc 20W / 110-240Vdc
(15W@110V) IP67 Klasse II
selv.

Power supply for remote
installation 24Vdc 20W / 110-
240Vdc (15W@110V) IP67
Class II selv.

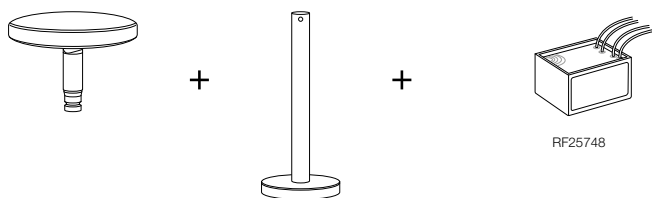
Landlord Soft
Only for Dali version
RF26387.A
Dimmable DALI



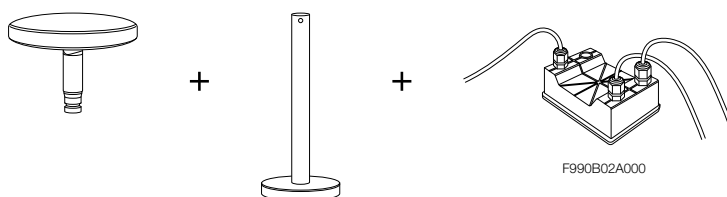
190

Konfigurationsbeispiele / Examples of Configuration

ON-OFF (nicht dimmbar) = Produktcode (F004C30A001 + F004Z010001) + Netzteil 8 W / 110-240 Vac / 24 Vdc ON-OFF IP65 (RF25748)
 ON-OFF (non dimmable) = luminaire code (F004C30A001 + F004Z010001) + power supply 8W / 110-240Vac / 24Vdc ON-OFF IP65 (RF25748)

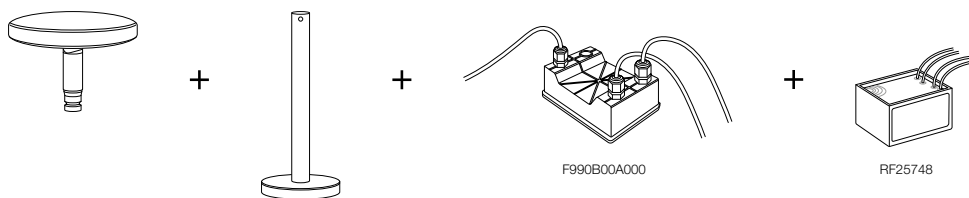


Dimmbar 1-10 V= Produktcode (F004C30A001 + F004Z010001) + Netzteil 35 W / 120-270 Vac / 24 Vdc 1-10 V PWM-Steuerung IP67 (F990B02A000)
 Dimmable 1-10V = luminaire code (F004C30A001 + F004Z010001) + power supply 35W / 120-270Vac / 24Vdc 1-10V PWM control IP67 (F990B02A000)

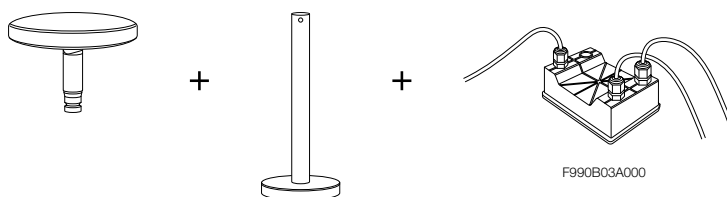


Dimmbar 1-10 V: PWM-Steuerschnittstelle + Netzteil = Produktcode (F004C30A001 + F004Z010001) + PWM-Steuerschnittstelle 1-10 V PWM 24 Vdc 120 W IP67 (F990B00A000) + Netzteil 8 W / 110-240 Vac / 24 Vdc ON-OFF IP65 (RF25748) oder andere externe Stromversorgung 24Vdc

Dimmable 1-10V : PWM control interface + power supply = luminaire code (F004C30A001 + F004Z010001) + PWM control interface 1-10V PWM 24Vdc 120W IP67 (F990B00A000) + power supply 8W / 110-240Vac / 24Vdc ON-OFF IP65 (RF25748) or other remote power supply

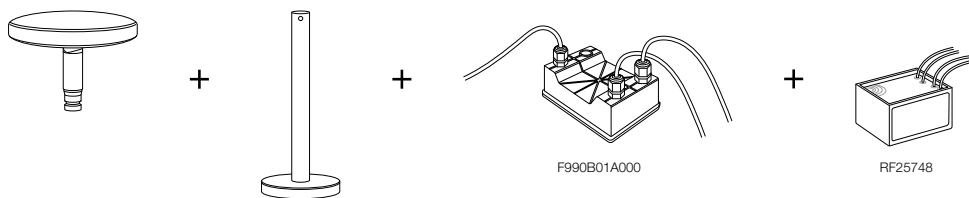


Dimmbar DALI = Produktcode (F004C30A001 + F004Z010001) + Netzteil 35 W / 120-270 Vac / 24 Vdc DALI-PWM-Steuerung IP67 (F990B03A000)
 Dimmable DALI = luminaire code (F004C30A001 + F004Z010001) + power supply 35W / 120-270Vac / 24Vdc DALI PWM control IP67 (F990B03A000)

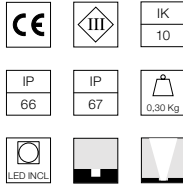
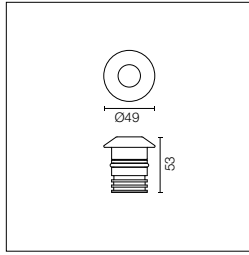


Dimmbare DALI: PWM-Steuerschnittstelle + Netzteil = Produktcode (F004C30A001 + F004Z010001) + DALI PWM-Steuerschnittstelle 24 Vdc 120 W IP67 (F990B01A000) + Netzteil 8 W / 110-240 Vac / 24 Vdc ON-OFF IP65 (RF25748) oder andere externe Stromversorgung 24Vdc

Dimmable DALI: PWM control interface + power supply = luminaire code (F004C30A001 + F004Z010001) + PWM control interface DALI PWM 24Vdc 120W IP67 (F990B01A000) + power supply 8W / 110-240Vac / 24Vdc ON-OFF IP65 (RF25748) or other remote power supply



Landlord Ground 49



24V-Fernstromversorgung, separat zu bestellen.
Die für Installation erforderliche Box ist separat zu bestellen.

24V remote power supply to be ordered separately.
Necessary box for installation, to be ordered separately.

2200K auf Anfrage erhältlich.

2200K available on request.

Power Led: 2,3W - 188 lm ≠ *FIXT 121 lm - 2700K/CRI 80 - 24V / 2,3W - 195 lm ≠ *FIXT 125 lm - 3000K/CRI 80 - 24V / 2,3W - 202 lm ≠ *FIXT 130 lm - 4000K/CRI 80 - 24V
*FIXT lm = Spot Optic

Optic Spot 14°

2700K

Non Dimmable

① F004A21A056

PWM Dimmable

① F004A21H056

Non Dimmable with honeycomb

① F004A26A05601

3000K

Non Dimmable

① F004A31A056

PWM Dimmable

① F004A31H056

Non Dimmable with honeycomb

① F004A36A05601

4000K

Non Dimmable

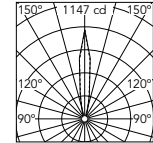
① F004A41A056

PWM Dimmable

① F004A41H056

Non Dimmable with honeycomb

① F004A46A05601



Beam Angle: 14°

h(m)	E(lx)	D(m)
1	1147	0.26
2	287	0.51
3	127	0.77
4	72	1.02
5	46	1.28

@4000K

Optic Medium 40°

2700K

Non Dimmable

① F004A22A056

PWM Dimmable

① F004A22H056

Non Dimmable with honeycomb

① F004A27A05602

3000K

Non Dimmable

① F004A32A056

PWM Dimmable

① F004A32H056

Non Dimmable with honeycomb

① F004A37A05602

4000K

Non Dimmable

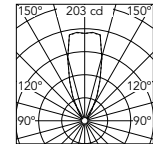
① F004A42A056

PWM Dimmable

① F004A42H056

Non Dimmable with honeycomb

① F004A47A05602

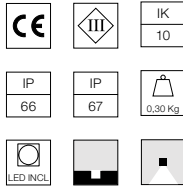
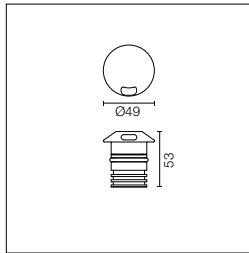


Beam Angle: 40°

h(m)	E(lx)	D(m)
1	203	0.72
2	51	1.44
3	23	2.16
4	13	2.88
5	8	3.61

@4000K

Landlord Ground 49 1 Beam



24V-Fernstromversorgung, separat zu bestellen.
Die für Installation erforderliche Box ist separat zu bestellen.

24V remote power supply to be ordered separately.
Necessary box for installation, to be ordered separately.

2200K auf Anfrage erhältlich.

2200K available on request.

Power Led: 2,3W - 188 lm ≠ FIXT 8 lm - 2700K/CRI 80 - 24V / 2,3W - 195 lm ≠ FIXT 9 lm - 3000K/CRI 80 - 24V / 2,3W - 202 lm ≠ FIXT 9 lm - 4000K/CRI 80 - 24V

2700K

Non Dimmable

① F004A23A056

PWM Dimmable

① F004A23H056

3000K

Non Dimmable

① F004A33A056

PWM Dimmable

① F004A33H056

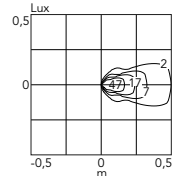
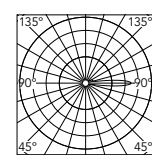
4000K

Non Dimmable

① F004A43A056

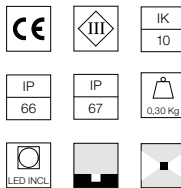
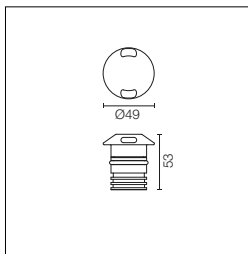
PWM Dimmable

① F004A43H056



@4000K

Landlord Ground 49 2 Beams



24V-Fernstromversorgung, separat zu bestellen.
Die für Installation erforderliche Box ist separat zu bestellen.

24V remote power supply to be ordered separately.
Necessary box for installation, to be ordered separately.

2200K auf Anfrage erhältlich.

2200K available on request.

Power Led: 2,3W - 188 lm ≠ FIXT 16 lm - 2700K/CRI 80 - 24V / 2,3W - 195 lm ≠ FIXT 17 lm - 3000K/CRI 80 - 24V / 2,3W - 202 lm ≠ FIXT 18 lm - 4000K/CRI 80 - 24V

2700K

Non Dimmable

- ① F004A24A056
- PWM Dimmable
- ① F004A24H056

3000K

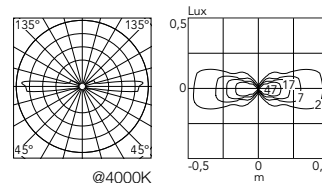
Non Dimmable

- ① F004A34A056
- PWM Dimmable
- ① F004A34H056

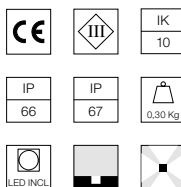
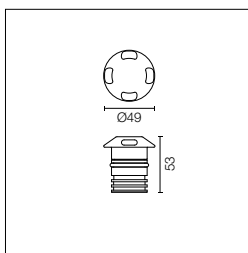
4000K

Non Dimmable

- ① F004A44A056
- PWM Dimmable
- ① F004A44H056



Landlord Ground 49 4 Beams



24V-Fernstromversorgung, separat zu bestellen.
Die für Installation erforderliche Box ist separat zu bestellen.

24V remote power supply to be ordered separately.
Necessary box for installation, to be ordered separately.

2200K auf Anfrage erhältlich.

2200K available on request.

Power Led: 2,3W - 188 lm ≠ FIXT 32 lm - 2700K/CRI 80 - 24V / 2,3W - 195 lm ≠ FIXT 34 lm - 3000K/CRI 80 - 24V / 2,3W - 202 lm ≠ FIXT 36 lm - 4000K/CRI 80 - 24V

2700K

Non Dimmable

- ① F004A25A056
- PWM Dimmable
- ① F004A25H056

3000K

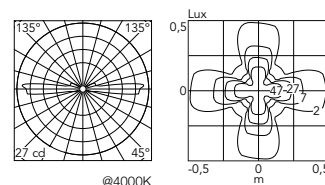
Non Dimmable

- ① F004A35A056
- PWM Dimmable
- ① F004A35H056

4000K

Non Dimmable

- ① F004A45A056
- PWM Dimmable
- ① F004A45H056



* Maximale Leuchten pro Stromversorgung / Maximum number of luminaires per power supply.

Maximale Leuchten pro Stromversorgung (220- 240 V). Diese Angaben müssen unter Berücksichtigung der spezifischen Installationsbedingungen überprüft werden.

Maximum number of luminaires per power supply. (220-240 V). These data must be checked taking into account the specific installation conditions.

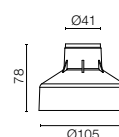
Non Dimmable		Dimmable	
Acc. RF25754	2	Acc. F990B02A000	13
Acc. RF25748	2	Acc. F990B03A000	13
Acc. RF25747	3	Acc. F990B16A000	13
Acc. RF25757	3	Acc. F990B04A000	28
Acc. F990B23AZ00	9	Acc. F990B05A000	28
Acc. RF25755	14	Acc. F990B17A000	28
Acc. RF25749	29		

Landlord Ground Ø49: Zubehörteile / Accessories

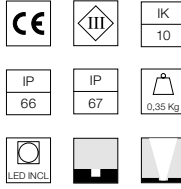
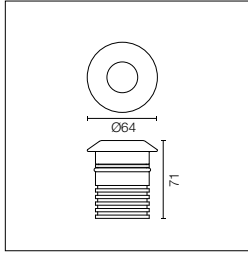
Einbaugehäuse.

Box for installation.

F004Z0J0000



Landlord Ground 64



24V-Fernstromversorgung, separat zu bestellen.
Die für Installation erforderliche Box ist separat zu bestellen.

24V remote power supply to be ordered separately.
Necessary box for installation, to be ordered separately.

2200K auf Anfrage erhältlich.

2200K available on request.

Power Led: 3,4W - 251 lm ≠ *FIXT 183 lm - 2700K/CRI 80 - 24V / 3,4W - 260 lm ≠ *FIXT 189 lm - 3000K/CRI 80 - 24V / 3,4W - 270 lm ≠ *FIXT 196 lm - 4000K/CRI 80 - 24V
*FIXT lm = Spot Optic

Optic Spot 15°

2700K

Non Dimmable

① F004B21A056

PWM Dimmable

① F004B21H056

Non Dimmable with honeycomb

① F004B26A05601

3000K

Non Dimmable

① F004B31A056

PWM Dimmable

① F004B31H056

Non Dimmable with honeycomb

① F004B36A05601

4000K

Non Dimmable

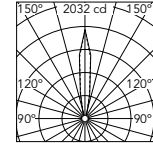
① F004B41A056

PWM Dimmable

① F004B41H056

Non Dimmable with honeycomb

① F004B46A05601



Beam Angle: 15°

h(m)	E(lx)	D(m)
1	2032	0.27
2	508	0.53
3	226	0.80
4	127	1.06
5	81	1.33

@4000K

Optic Medium 25°

2700K

Non Dimmable

① F004B22A056

PWM Dimmable

① F004B22H056

Non Dimmable with honeycomb

① F004B27A05602

3000K

Non Dimmable

① F004B32A056

PWM Dimmable

① F004B32H056

Non Dimmable with honeycomb

① F004B37A05602

4000K

Non Dimmable

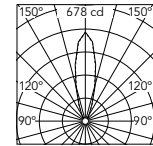
① F004B42A056

PWM Dimmable

① F004B42H056

Non Dimmable with honeycomb

① F004B47A05602

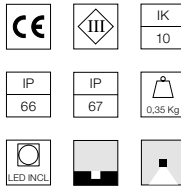
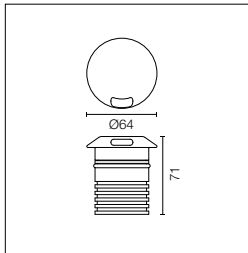


Beam Angle: 25°

h(m)	E(lx)	D(m)
1	678	0.46
2	169	0.92
3	75	1.38
4	42	1.84
5	27	2.30

@4000K

Landlord Ground 64 1 Beam



24V-Fernstromversorgung, separat zu bestellen.
Die für Installation erforderliche Box ist separat zu bestellen.

24V remote power supply to be ordered separately.
Necessary box for installation, to be ordered separately.

2200K auf Anfrage erhältlich.

2200K available on request.

Power Led: 3,4W - 251 lm ≠ FIXT 11 lm - 2700K/CRI 80 - 24V / 3,4W - 260 lm ≠ FIXT 12 lm - 3000K/CRI 80 - 24V / 3,4W - 270 lm ≠ FIXT 12 lm - 4000K/CRI 80 - 24V

2700K

Non Dimmable

① F004B23A056

PWM Dimmable

① F004B23H056

3000K

Non Dimmable

① F004B33A056

PWM Dimmable

① F004B33H056

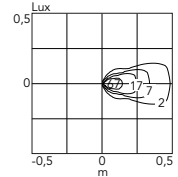
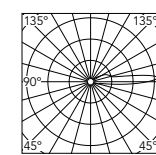
4000K

Non Dimmable

① F004B43A056

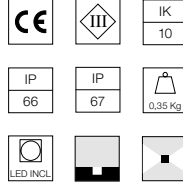
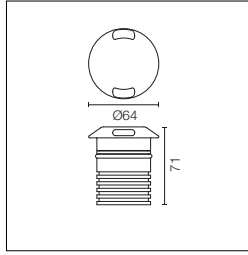
PWM Dimmable

① F004B43H056



@4000K

Landlord Ground 64 2 Beams



24V-Fernstromversorgung, separat zu bestellen.
Die für Installation erforderliche Box ist separat zu bestellen.

24V remote power supply to be ordered separately.
Necessary box for installation, to be ordered separately.

2200K auf Anfrage erhältlich.

2200K available on request.

Power Led: 3,4W - 251 lm ≠ FIXT 22 lm - 2700K/CRI 80 - 24V / 3,4W - 260 lm ≠ FIXT 23 lm - 3000K/CRI 80 - 24V / 3,4W - 270 lm ≠ FIXT 24 lm - 4000K/CRI 80 - 24V

2700K

Non Dimmable

- F004B24A056
- PWM Dimmable
- F004B24H056

3000K

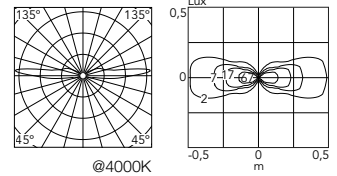
Non Dimmable

- F004B34A056
- PWM Dimmable
- F004B34H056

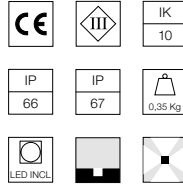
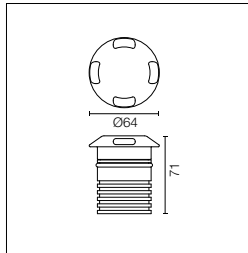
4000K

Non Dimmable

- F004B44A056
- PWM Dimmable
- F004B44H056



Landlord Ground 64 4 Beams



24V-Fernstromversorgung, separat zu bestellen.
Die für Installation erforderliche Box ist separat zu bestellen.

24V remote power supply to be ordered separately.
Necessary box for installation, to be ordered separately.

2200K auf Anfrage erhältlich.

2200K available on request.

Power Led: 3,4W - 251 lm ≠ FIXT 44 lm - 2700K/CRI 80 - 24V / 3,4W - 260 lm ≠ FIXT 46 lm - 3000K/CRI 80 - 24V / 3,4W - 270 lm ≠ FIXT 48 lm - 4000K/CRI 80 - 24V

2700K

Non Dimmable

- F004B25A056
- PWM Dimmable
- F004B25H056

3000K

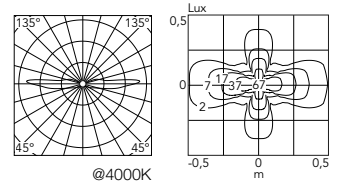
Non Dimmable

- F004B35A056
- PWM Dimmable
- F004B35H056

4000K

Non Dimmable

- F004B45A056
- PWM Dimmable
- F004B45H056



* Maximale Leuchten pro Stromversorgung / Maximum number of luminaires per power supply.

Maximale Leuchten pro Stromversorgung (220-240 V). Diese Angaben müssen unter Berücksichtigung der spezifischen Installationsbedingungen überprüft werden.

Maximum number of luminaires per power supply. (220-240 V). These data must be checked taking into account the specific installation conditions.

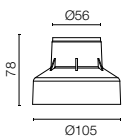
Non Dimmable		Dimmable	
Acc. RF25754	1	Acc. F990B02A000	7
Acc. RF25748	1	Acc. F990B03A000	7
Acc. RF25747	3	Acc. F990B16A000	7
Acc. RF25757	3	Acc. F990B04A000	17
Acc. F990B23AZ00	7	Acc. F990B05A000	17
Acc. RF25755	9	Acc. F990B17A000	17
Acc. RF25749	17		

Landlord Ground Ø64: Zubehörteile / Accessories

Einbaugehäuse.

Box for installation.

F004Z0K0000



Landlord: Zubehörteile / Accessories

Verbindungssystem, IP 68, 2-Wege, 2-polig, (Ø4÷6,9mm Kabel).
Kann nicht in das Einbaugeschloß für die Installation platziert werden.

2 way terminal block 2 poles IP68. (Ø4÷6,9mm cable).
It can't be placed in the recessed box for installation.

F990C050000

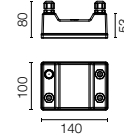


Landlord (all versions): Power Supply Dimmable

Netzgerät 24V PWM mit 1-10V Steuerschnittstelle IP67 Klasse II. Vin 120-270 Vac.

Power supply 24v PWM with 1-10V control interface IP67 Class II. Vin 120-270 Vac.

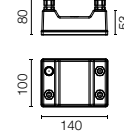
35W
*F990B02A000
70W
*F990B04A000



Netzgerät 24V PWM mit DALI Steuerschnittstelle IP67 Klasse II. Vin 120-270 Vac.

Power supply 24v PWM with DALI control interface IP67 Class II. Vin 120-270 Vac.

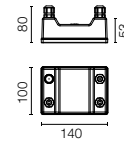
35W
*F990B03A000
70W
*F990B05A000



Netzgerät 24V PWM mit PUSH Steuerschnittstelle IP67 Klasse II. Vin 120-270 Vac.

Power supply 24v PWM with PUSH control interface IP67 Class II. Vin 120-270 Vac.

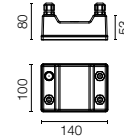
35W
*F990B16A000
70W
*F990B17A000



Steuerungsschnittstelle 24V PWM - 1-10V IP67 Klasse III. Vin 24Vdc 120W (Netzgerät nicht eingeschlossen).

Control interface 24V PWM - 1-10V IP67 Class III. Vin 24Vdc 120W (Power supply not included).

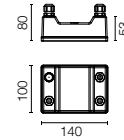
F990B00A000



Steuerungsschnittstelle 24V PWM - Dali IP67 Klasse III. Vin 24Vdc 120W (Netzgerät nicht eingeschlossen).

Control interface 24V PWM - Dali IP67 Class III. Vin 24Vdc 120W (Power supply not included).

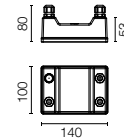
F990B01A000



Steuerungsschnittstelle 24V PWM - Push IP67 Klasse III. Vin 24Vdc 120W (Netzgerät nicht eingeschlossen).

Control interface 24V PWM - Push IP67 Class III. Vin 24Vdc 120W (Power supply not included).

F990B18A000




Landlord: Power Supply Non Dimmable

Doppelfunktion 24V / 350mA IP20 Klasse II selv. nicht dimmbar.	Power supply dual function 24V / 350mA IP20 Class II selv. no dimmable.	*RF25754		
Netzgerät Doppelfunktion 24V / Iout 350mA 110-240V IP65. II selv.	Power supply dual function 24V / Iout 350mA 110-240V IP65.	*RF25748		
Netzgerät 24V 10W / 110- 240V IP20 Klasse II selv.	Power supply 24V 10W /110- 240V IP20 Class II selv.	*RF25747		
Netzgerät 24V 10W / 110- 240V IP67 Klasse II selv.	Power supply 24V 10W / 110-240V IP67 Class II selv.	*RF25757		
Netzgerät 24Vdc 35W / 120- 270V IP67 Klasse II selv.	Power supply 24Vdc 35W / 120-270V IP67 Class II selv.	F990B23AZ00		
Netzgerät 24Vdc 50W / 120- 240V IP67 Klasse II selv.	Power supply 24Vdc 50W / 120-240V IP67 Class II selv.	*RF25755		
Netzgerät 24Vdc 70W / 220- 240V IP67 Klasse II selv.	Power supply 24Vdc 70W / 220-240V IP67 Class II selv.	*RF25749		

Bellhop

Designed by Edward Barber & Jay Osgerby





Bellhop Wall



Bellhop Pole



Bellhop Bollard

Familie / Family

Bellhop Wall

Bellhop Bollard

Bellhop Pole



Power Led

8W
551 lm - 2700K/CRI 80
580 lm - 3000K/CRI 80
607 lm - 4000K/CRI 80
2200K available on request.

Power Led

8W
551 lm - 2700K/CRI 80
580 lm - 3000K/CRI 80
607 lm - 4000K/CRI 80
2200K available on request.

Power Led

30W
2490 lm - 2700K/CRI 80
2590 lm - 3000K/CRI 80
2760 lm - 4000K/CRI 80
2200K available on request.

Ausführungen / Colours



01 White*



06 Grey



12 Forest Green*



18 Deep Brown



30 Black*



33 Anthracite



56 Matt Stainless
Steel*

* Nur für Wall und Bollard versionen. / Only for bollard and wall versions.

Bellhop Wall

Wandleuchtenversion der Bellhop Outdoor Kollektion für diffuses Licht, aus stranggepresstem und druckgegossenem Aluminium oder Edelstahl.

Bellhop Bollard

Pollerversion der Bellhop Outdoor Kollektion für diffuses Licht. Bellhop ist aus extrudiertem und druckgegossenem Aluminium oder Edelstahl gefertigt und in zwei Höhen für das Pollermodell und mit verschiedenen Lumen und Leuchtenausgängen erhältlich, um allen Anforderungen im Hinblick auf den Außenbereich und das Beleuchtungsszenario gerecht zu werden.

Bellhop Pole

Stangenversion der Bellhop Outdoor Kollektion für diffuses Licht. Aluminiumkopf auf einer 3 Meter oder 4 Meter langen extrudierten Stange montiert. Für die Installation auf einer harten Oberfläche oder im Boden verfügbar.

Bellhop Wall

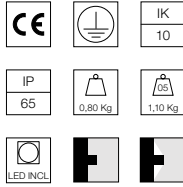
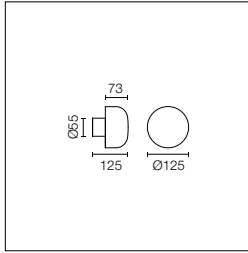
Wall light version of the Bellhop Outdoor Collection for diffuse light, made of extruded and die-cast aluminium or stainless steel.

Bellhop Bollard

Bollard version of the Bellhop Outdoor Collection for diffuse light. Made of extruded and die-cast aluminium or stainless steel, Bellhop is available in two heights for the bollard model and with different lumens and luminaire outputs as to comply with any outdoor setting and lighting scenario need.

Bellhop Pole

Pole version of the Bellhop Outdoor Collection for diffuse light. Aluminum head mounted on a 3m or 4m long extruded pole, available for installation on rigid surface or in ground.



100-240V Netzteil integriert. Direkte Wandbefestigung. Jede Leuchte ist mit einem 200 mm langen Kabelabschnitt für den Anschluss im Beleuchtungskörper ausgestattet. Eine Verbindung mit einem Verbindungssystem, IP68, 2-Wege-H₂O-Antikondensatz, 4-polig wird empfohlen ist separat zu bestellen.

100-240V power supply integrated. Direct wall installation. Each luminaire is equipped with 200 mm length cable for connection inside the luminaire body. Recommended connection with a 2 way terminal block 4 poles IP68 H₂O Stop, to be ordered separately.

2200K auf Anfrage erhältlich.

2200K available on request.

Power Led: 8W - 783 lm ≠ FIXT 551 lm - 2700K/CRI 80 - 100-240V / 8W - 816 lm ≠ FIXT 580 lm - 3000K/CRI 80 - 100-240V / 8W - 873 lm ≠ FIXT 607 lm - 4000K/CRI 80 - 100-240V

2700K

Non Dimmable

- F003C21A001
- F003C21A006
- F003C21A012
- F003C21A018
- F003C21A030
- F003C21A033
- F003C21A056
- 1-10V
- F003C21B001
- F003C21B006
- F003C21B012
- F003C21B018
- F003C21B030
- F003C21B033
- F003C21B056

Dali

- F003C21D001
- F003C21D006
- F003C21D012
- F003C21D018
- F003C21D030
- F003C21D033
- F003C21D056

3000K

Non Dimmable

- F003C31A001
- F003C31A006
- F003C31A012
- F003C31A018
- F003C31A030
- F003C31A033
- F003C31A056
- 1-10V
- F003C31B001
- F003C31B006
- F003C31B012
- F003C31B018
- F003C31B030
- F003C31B033
- F003C31B056

Dali

- F003C31D001
- F003C31D006
- F003C31D012
- F003C31D018
- F003C31D030
- F003C31D033
- F003C31D056

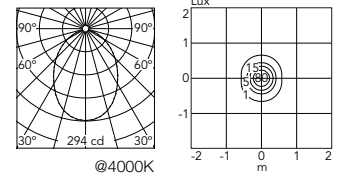
4000K

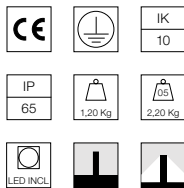
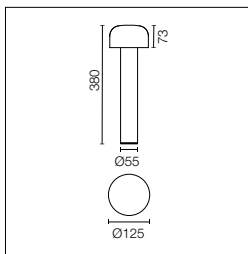
Non Dimmable

- F003C41A001
- F003C41A006
- F003C41A012
- F003C41A018
- F003C41A030
- F003C41A033
- F003C41A056
- 1-10V
- F003C41B001
- F003C41B006
- F003C41B012
- F003C41B018
- F003C41B030
- F003C41B033
- F003C41B056

Dali

- F003C41D001
- F003C41D006
- F003C41D012
- F003C41D018
- F003C41D030
- F003C41D033
- F003C41D056





100-240V Netzteil inbegriffen. Fertig für die Installation auf starrer Basis. Jede Leuchte ist mit einem 200 mm langen Kabelabschnitt für den Anschluss im Beleuchtungskörper ausgestattet. Eine Verbindung mit einem Verbindungssystem, IP68, 2-Wege-H₂O-Antikondensatz, 4-polig wird empfohlen ist separat zu bestellen.

100-240V power supply included. Ready for installation on solid surface. Each luminaire is equipped with 200 mm cable for connection inside the luminaire body. Recommended connection with a 2 way terminal block 4 poles IP68 H₂O Stop, to be ordered separately.

2200K auf Anfrage erhältlich.

2200K available on request.

Power Led: 8W - 783 lm ≠ FIXT 551 lm - 2700K/CRI 80 - 100-240V / 8W - 816 lm ≠ FIXT 580 lm - 3000K/CRI 80 - 100-240V / 8W - 873 lm ≠ FIXT 607 lm - 4000K/CRI 80 - 100-240V

2700K

Non Dimmable

- F003A21A001
- F003A21A006
- F003A21A012
- F003A21A018
- F003A21A030
- F003A21A033
- F003A21A056

1-10V

- F003A21B001
- F003A21B006
- F003A21B012
- F003A21B018
- F003A21B030
- F003A21B033
- F003A21B056

Dali

- F003A21D001
- F003A21D006
- F003A21D012
- F003A21D018
- F003A21D030
- F003A21D033
- F003A21D056

3000K

Non Dimmable

- F003A31A001
- F003A31A006
- F003A31A012
- F003A31A018
- F003A31A030
- F003A31A033
- F003A31A056

1-10V

- F003A31B001
- F003A31B006
- F003A31B012
- F003A31B018
- F003A31B030
- F003A31B033
- F003A31B056

Dali

- F003A31D001
- F003A31D006
- F003A31D012
- F003A31D018
- F003A31D030
- F003A31D033
- F003A31D056

4000K

Non Dimmable

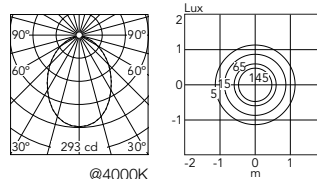
- F003A41A001
- F003A41A006
- F003A41A012
- F003A41A018
- F003A41A030
- F003A41A033
- F003A41A056

1-10V

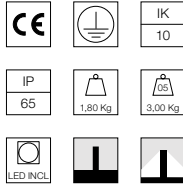
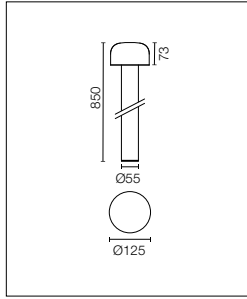
- F003A41B001
- F003A41B006
- F003A41B012
- F003A41B018
- F003A41B030
- F003A41B033
- F003A41B056

Dali

- F003A41D001
- F003A41D006
- F003A41D012
- F003A41D018
- F003A41D030
- F003A41D033
- F003A41D056



Bellhop Bollard 850



100-240V Netzteil inbegriffen.
Fertig für die Installation auf starrer Basis.
Jede Leuchte ist mit einem 200 mm langen Kabelabschnitt für den Anschluss im Beleuchtungskörper ausgestattet.
Eine Verbindung mit einem Verbindungssystem, IP68, 2-Wege-H₂O-Antikondensatz, 4-polig wird empfohlen ist separat zu bestellen.

100-240V power supply included. Ready for installation on solid surface.
Each luminaire is equipped with 200 mm cable for connection inside the luminaire body.
Reccomended connection wit a 2 way terminal block 4 poles IP68 H₂O Stop, to be ordered separately.

2200K auf Anfrage erhältlich.

2200K available on request.

Power Led: 8W - 783 lm ≠ FIXT 551 lm - 2700K/CRI 80 - 100-240V / 8W - 816 lm ≠ FIXT 580 lm - 3000K/CRI 80 - 100-240V / 8W - 873 lm ≠ FIXT 607 lm - 4000K/CRI 80 - 100-240V

2700K

Non Dimmable

- F003B21A001
- F003B21A006
- F003B21A012
- F003B21A018
- F003B21A030
- F003B21A033
- F003B21A056

1-10V

- F003B21B001
- F003B21B006
- F003B21B012
- F003B21B018
- F003B21B030
- F003B21B033
- F003B21B056

Dali

- F003B21D001
- F003B21D006
- F003B21D012
- F003B21D018
- F003B21D030
- F003B21D033
- F003B21D056

3000K

Non Dimmable

- F003B31A001
- F003B31A006
- F003B31A012
- F003B31A018
- F003B31A030
- F003B31A033
- F003B31A056

1-10V

- F003B31B001
- F003B31B006
- F003B31B012
- F003B31B018
- F003B31B030
- F003B31B033
- F003B31B056

Dali

- F003B31D001
- F003B31D006
- F003B31D012
- F003B31D018
- F003B31D030
- F003B31D033
- F003B31D056

4000K

Non Dimmable

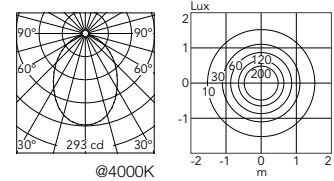
- F003B41A001
- F003B41A006
- F003B41A012
- F003B41A018
- F003B41A030
- F003B41A033
- F003B41A056

1-10V

- F003B41B001
- F003B41B006
- F003B41B012
- F003B41B018
- F003B41B030
- F003B41B033
- F003B41B056

Dali

- F003B41D001
- F003B41D006
- F003B41D012
- F003B41D018
- F003B41D030
- F003B41D033
- F003B41D056



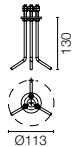
Bellhop Bollard: Zubehörteile / Accessories

Stiftschraubenplatte.

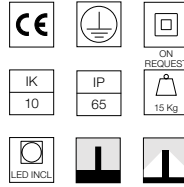
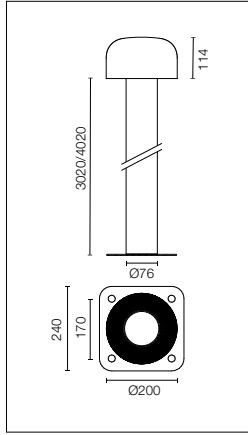

Base plate with bolt.

Bellhop Bollard Ø125

F003Z010000



Bellhop Pole with base



220-240V Netzteil inbegriffen. Fertig für die Installation auf starrer Basis. Basisplatte als Zubehör verfügbar. Jede Leuchte ist mit einem 200 mm langen Kabelabschnitt für den Anschluss im Beleuchtungskörper ausgestattet. Eine Verbindung mit einem Verbindungssystem, IP68, 2-Wege-H₂O-Antikondensatz, 4-polig wird empfohlen ist separat zu bestellen. 110V und dimmbare Versionen auf Anfrage erhältlich.

220-240V power supply included. Ready for installation on solid surface. Base plate available as accessory. Each luminaire is equipped with 200 mm cable for connection inside the luminaire body. Recommended connection with a 2 way terminal block 4 poles IP68 H₂O Stop, to be ordered separately. 110V and dimmable versions available on request.

2200K auf Anfrage erhältlich.

2200K available on request.

Power Led: 30W - 3090 lm ≠ FIXT 2490 lm - 2700K/CRI 80 - 220-240V / 30W - 3220 lm ≠ FIXT 2590 lm - 3000K/CRI 80 - 220-240V / 30W - 3430 lm ≠ FIXT 2760 lm - 4000K/CRI 80 - 220-240V

2700K

H 3020 mm
Non Dimmable

- F003H21A006
- F003H21A018
- F003H21A033
- 1-10V
- F003H21B006
- F003H21B018
- F003H21B033
- Dali
- F003H21D006
- F003H21D018
- F003H21D033

3000K

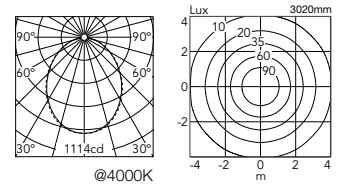
H 3020 mm
Non Dimmable

- F003H31A006
- F003H31A018
- F003H31A033
- 1-10V
- F003H31B006
- F003H31B018
- F003H31B033
- Dali
- F003H31D006
- F003H31D018
- F003H31D033

4000K

H 3020 mm
Non Dimmable

- F003H41A006
- F003H41A018
- F003H41A033
- 1-10V
- F003H41B006
- F003H41B018
- F003H41B033
- Dali
- F003H41D006
- F003H41D018
- F003H41D033



2700K

H 4020 mm
Non Dimmable

- F003L21A006
- F003L21A018
- F003L21A033
- 1-10V
- F003L21B006
- F003L21B018
- F003L21B033
- Dali
- F003L21D006
- F003L21D018
- F003L21D033

3000K

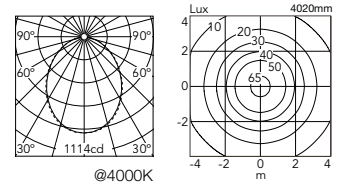
H 4020 mm
Non Dimmable

- F003L31A006
- F003L31A018
- F003L31A033
- 1-10V
- F003L31B006
- F003L31B018
- F003L31B033
- Dali
- F003L31D006
- F003L31D018
- F003L31D033

4000K

H 4020 mm
Non Dimmable

- F003L41A006
- F003L41A018
- F003L41A033
- 1-10V
- F003L41B006
- F003L41B018
- F003L41B033
- Dali
- F003L41D006
- F003L41D018
- F003L41D033

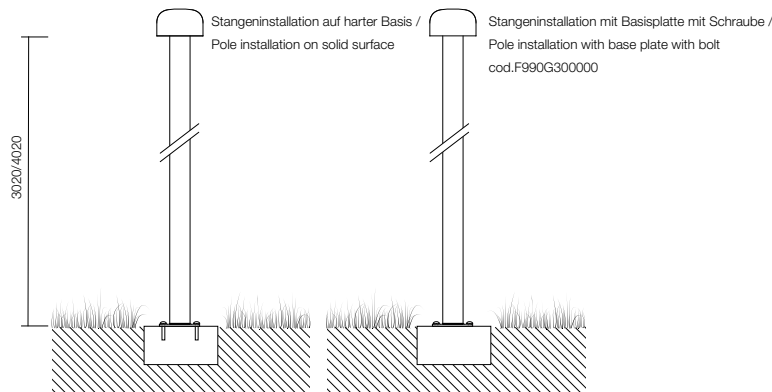
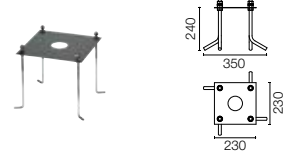


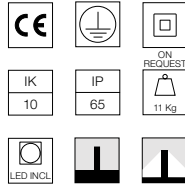
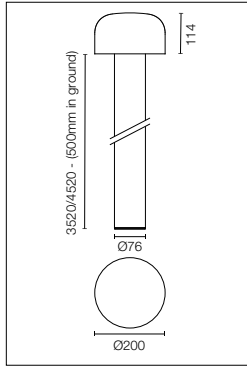
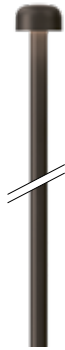
Bellhop Pole: Zubehörteile / Accessories

Basisplatte mit Schraube für Bellhop-Stange mit Basis.

Base plate with bolt for Bellhop Pole with base version.

Bellhop Pole Ø200
F990G300000





220-240V Netzteil beinhaltet.
Für den Bodeneinbau tauglich.
Jede Leuchte ist mit einem 200 mm langen Kabelabschnitt für den Anschluss im Beleuchtungskörper ausgestattet.
Eine Verbindung mit einem Verbindungssystem, IP68, 2-Wege-H₂O-Antikondensatz, 4-polig wird empfohlen ist separat zu bestellen.
110V und dimmbare Versionen auf Anfrage erhältlich.

220-240V power supply included.
Ready for inground installation.
Each luminaire is equipped with 200 mm cable for connection inside the luminaire body.
Reccomended connection wit a 2 way terminal block 4 poles IP68 H₂O Stop, to be ordered separately.
110V and dimmable versions available on request.

2200K auf Anfrage erhältlich.

2200K available on request.

Power Led: 30W - 3090 lm ≠ FIXT 2490 lm - 2700K/CRI 80 - 220-240V / 30W - 3220 lm ≠ FIXT 2590 lm - 3000K/CRI 80 - 220-240V / 30W - 3430 lm ≠ FIXT 2760 lm - 4000K/CRI 80 - 220-240V

2700K

H 3520 mm
Non Dimmable

- F003G21A006
- F003G21A018
- F003G21A033
- 1-10V
- F003G21B006
- F003G21B033
- F003G21B018
- Dali
- F003G21D006
- F003G21D018
- F003G21D033

3000K

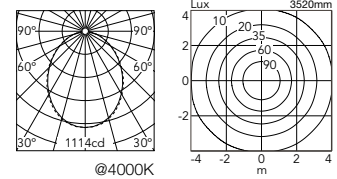
H 3520 mm
Non Dimmable

- F003G31A006
- F003G31A018
- F003G31A033
- 1-10V
- F003G31B006
- F003G31B018
- F003G31B033
- Dali
- F003G31D006
- F003G31D018
- F003G31D033

4000K

H 3520 mm
Non Dimmable

- F003G41A006
- F003G41A018
- F003G41A033
- 1-10V
- F003G41B006
- F003G41B018
- F003G41B033
- Dali
- F003G41D006
- F003G41D018
- F003G41D033



2700K

H 4520 mm
Non Dimmable

- F003K21A006
- F003K21A018
- F003K21A033
- 1-10V
- F003K21B006
- F003K21B018
- F003K21B033
- Dali
- F003K21D006
- F003K21D018
- F003K21D033

3000K

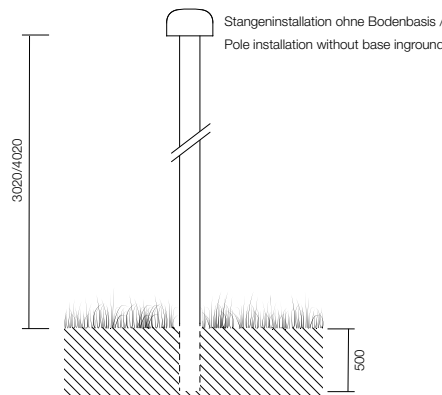
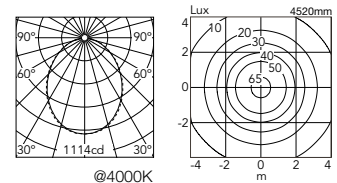
H 4520 mm
Non Dimmable

- F003K31A006
- F003K31A018
- F003K31A033
- 1-10V
- F003K31B006
- F003K31B018
- F003K31B033
- Dali
- F003K31D006
- F003K31D018
- F003K31D033

4000K

H 4520 mm
Non Dimmable

- F003K41A006
- F003K41A018
- F003K41A033
- 1-10V
- F003K41B006
- F003K41B018
- F003K41B033
- Dali
- F003K41D006
- F003K41D018
- F003K41D033



Bellhop Pole: Zubehörteile / Accessories

Verbindungssystem, IP68,
2-Wege-H₂O-Antikondensat,
4-polig, (ø5,5÷12mm Kabel).

2 way terminal block 4 poles
IP68 H₂O Stop.
(ø5,5÷12mm cable).

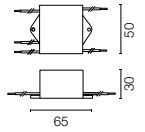
Bellhop Wall / Bollard / Pole
F990C00A000



Überspannungsschutzgerät.
275 Vac. Maximaler
Entladestrom 10KA
(8 / 20us). Maximaler
Betriebsstrom 5A. Geeignet
für Reihenschaltung. IP66.

Surge protection device.
275Vac. Maximum discharge
current 10KA (8/20us).
Maximum operating current
5A. Suitable for series
connection. IP66.

Bellhop Wall / Bollard / Pole
F990E00A000




Casting

Designed by Vincent Van Duysen





Casting Concrete



Casting T



Familie / Family

Casting Concrete



Power Led

9W

427 lm - 2700K/CRI 80

513 lm - 3000K/CRI 80

526 lm - 4000K/CRI 80

Casting C



W: **100**
H: 200 / **500** / 700 mm

Power Led

7W

272 lm - 2700K/CRI 80

295 lm - 3000K/CRI 80

317 lm - 4000K/CRI 80

2200K available on request.



W: **150**
H: 250 / **500** / 850 mm

Power Led

12W

565 lm - 2700K/CRI 80

813 lm - 3000K/CRI 80

660 lm - 4000K/CRI 80

2200K available on request.

Casting T



W: **100**
H: 200 / **500** / 700 mm

Power Led

12W

2x272 lm - 2700K/CRI 80

2x295 lm - 3000K/CRI 80

2x317 lm - 4000K/CRI 80

2200K available on request.



W: **150**
H: 250 / **500** / 850 mm

Power Led

21W

2x565 lm - 2700K/CRI 80

2x813 lm - 3000K/CRI 80

2x660 lm - 4000K/CRI 80

2200K available on request.

Ausführungen / Colours

Casting Concrete



89 Concrete

Casting C / T



01 White



06 Grey



12 Forest Green



18 Deep Brown



30 Black



33 Anthracite

Kollektion von Leuchtpaletten für den Außenbereich mit LED-Lichtquelle.

Casting Concrete

Der Körper der Version Concrete wird mittels Druck hergestellt, mit Betonguss aus Zement, inerten Feinaggregaten als Aggregate und Verstärkungsfasern. Jedes Produkt wird eigens aus handwerklicher Herstellung gefertigt: Minimale Unterschiede bei der Ästhetik und der Farbe zwischen den Geräten sind der Beweis für die Einzigartigkeit jeder Leuchte. Auf jedem Gerät ist ein Diffusor aus satiniertem Polycarbonat montiert, der an den Kühlkörper des Produkts festgeklebt ist, um die Wasserfestigkeit zu gewährleisten (UV-beständig, um die Vergilbung zu minimieren).

Das Gerät wird mit einem Ausgangskabelteil aus Neopren, einer elektrischen Anschlussausrüstung für ein mehrpoliges Einzelkabel und Dübeln für die Montage auf flachen und festen Oberflächen bereitgestellt. Die Halterungsplatte für die Installation auf Beton, Gussbelag oder auf Bodenplatten ist als Zubehör verfügbar.

Casting C/T

Der Körper der Versionen C und T besteht aus extrudiertem Aluminium, die Basis und der Diffusor aus druckgegossenem, kupferarmem Aluminium EN AB-47100.

Beschichtung mit hoher Beständigkeit: Nach einer Sandstrahlungsbehandlung aller Bestandteile, damit die Oberfläche porös wird und eine bessere Haftung des Lacks gewährleistet wird, wird die Außenbeschichtung mit einer doppelten Pulverbeschichtung entsprechend dem QUALICOAT-Standard angewendet. Die erste Epoxid-Pulverschicht bietet eine chemische und mechanische Widerstandsfähigkeit, die zweite Pulverendschicht aus Polyester stellt die Beständigkeit gegenüber UV-Strahlen und Witterungseinflüssen sicher. Die lackierten Oberflächen werden mit basen- und säurehaltigen Reinigungen behandelt, mit entmineralisiertem Wasser gespült und einer Behandlung zur chemischen Konversion unterzogen, um den Oxydationsschutz zu gewährleisten. Diffusor aus Glas, das an den Kühlkörper des Produkts festgeklebt ist, um die Wasserfestigkeit zu gewährleisten, und mikrotexturiert, damit die homogene und einheitliche Lichtverteilung garantiert werden kann.

Das Gerät wird mit einem Ausgangskabelteil aus Neopren bereitgestellt.

Collection of outdoor bollard lights with LED light source.

Casting Concrete

The body of the Round version is made from a mould, with poured concrete consisting of cement, fine inert materials for aggregating purposes, and reinforcing fibers. Each article is manufactured individually with a handcrafted process: minor aesthetic and color differences between one luminaire and another are the sign of the uniqueness of each lamp. Each luminaire has a frosted polycarbonate diffuser glued to the heat sink of the product to ensure a watertight seal (UV stabilized to minimise yellowing).

The luminaire is provided with a segment of outgoing cable in neoprene, with a kit of electrical connection for single multicore cable, and with dowels for installation on full and solid surfaces. The fixing plate for installation on cement paving, poured concrete, or on plinth is available as an accessory.

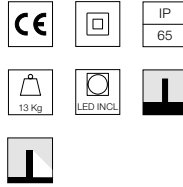
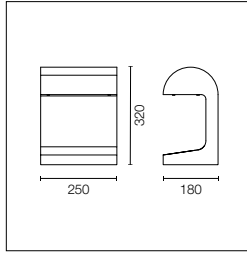
Casting C/T

The body of the versions C and T is made of extruded aluminum, base and diffuser in die-cast aluminum EN AB-47100 with a low copper content.

High-resistance coating: after a sandblasting treatment of all components to make the surface porous and ensure a greater adhesion of the paint, the external coating is applied with a double layer with epoxy powders according to the QUALICOAT standard. The first layer of epoxy powder gives chemical and mechanical resistance, the second finishing layer of polyester powder ensures resistance to UV rays and atmospheric agents. The painted surfaces are treated with alkaline and acidic washes, then rinsed with demineralized water, subjected to a chemical conversion treatment to protect against oxidation. A glass diffuser is glued to the heat sink of the product to ensure a watertight seal, micro-texturized to ensure homogeneous and uniform distribution of the light.

The luminaire is provided with a segment of outgoing cable in neoprene.

Casting Concrete



220/240V Netzgerät inbegriffen.

220/240V power supply integrated.

Power Led: 9W - 650 lm ≠ FIXT 427 lm - 2700K/CRI 80 - 220-240V / 9W - 780 lm ≠ FIXT 513 lm - 3000K/CRI 80 - 220-240V / 9W - 800 lm ≠ FIXT 526 lm - 4000K/CRI 80 - 220-240V

2700K

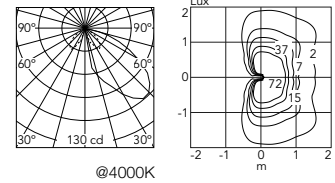
- F1330089.A

3000K

- F1331089.A

4000K

- F1332089.A



Casting Concrete: Zubehörteile / Accessories

Stiftschraubenplatte.

Base plate with bolt.

F1209000



Verbindungssystem, IP68, 3/4-Wege-H2O-Antikondensat, 4-polig, (ø5,5÷12mm Kabel).

3/4 way terminal block 4 poles IP68 H2O Stop. (ø5,5÷12mm cable).


F990C010000

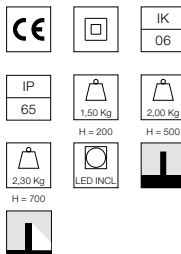
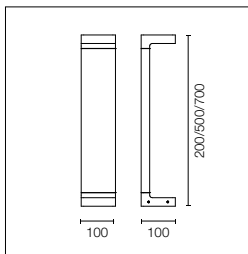


Überspannungsschutzgerät. 275 Vac. Maximaler Entladestrom 10KA (8 / 20us). Maximaler Betriebsstrom 5A. Geeignet für Reihenschaltung. IP66.

Surge protection device. 275Vac. Maximum discharge current 10KA (8/20us). Maximum operating current 5A. Suitable for series connection. IP66.

F990E00A000





110/240V Netzgerät inbegriffen.

110/240V power supply integrated.

2200K auf Anfrage erhältlich.

2200K available on request.

Power Led: 7W - 540 lm ≠ FIXT 272 lm - 2700K/CRI 80 - 110-240V / 7W - 585 lm ≠ FIXT 295 lm - 3000K/CRI 80 - 110-240V / 7W - 630 lm ≠ FIXT 317 lm - 4000K/CRI 80 - 110-240V

2700K

H 200 mm

- F1210001
- F1210006
- F1210012
- F1210018
- F1210030
- F1210033

H 500 mm

- F1213001
- F1213006
- F1213012
- F1213018
- F1213030
- F1213033

H 700 mm

- F1216001
- F1216006
- F1216012
- F1216018
- F1216030
- F1216033

3000K

H 200 mm

- F1211001
- F1211006
- F1211012
- F1211018
- F1211030
- F1211033

H 500 mm

- F1214001
- F1214006
- F1214012
- F1214018
- F1214030
- F1214033

H 700 mm

- F1217001
- F1217006
- F1217012
- F1217018
- F1217030
- F1217033

4000K

H 200 mm

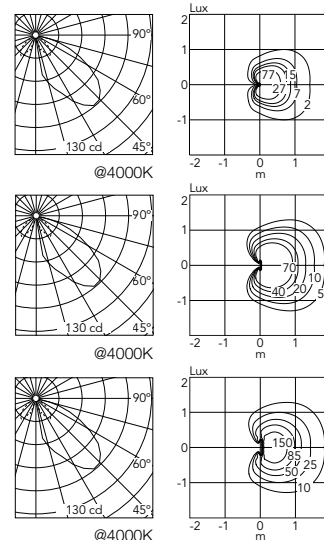
- F1212001
- F1212006
- F1212012
- F1212018
- F1212030
- F1212033

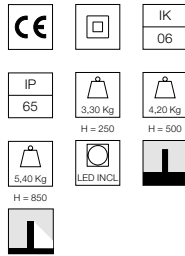
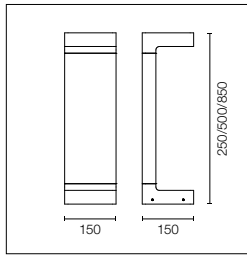
H 500 mm

- F1215001
- F1215006
- F1215012
- F1215018
- F1215030
- F1215033

H 700 mm

- F1218001
- F1218006
- F1218012
- F1218018
- F1218030
- F1218033





110/240V Netzgerät inbegriffen.

110/240V power supply integrated.

2200K auf Anfrage erhältlich.

2200K available on request.

Power Led: 12W - 1080 lm ≠ FIXT 565 lm - 2700K/CRI 80 - 110-240V / 12W - 1170 lm ≠ FIXT 613 lm - 3000K/CRI 80 - 110-240V / 12W - 1260 lm ≠ FIXT 660 lm - 4000K/CRI 80 - 110-240V

2700K

H 250 mm - Non Dimmable

- F1230001
- F1230006
- F1230012
- F1230018
- F1230030
- F1230033
- 1-10V
- F1230001-310
- F1230006-310
- F1230012-310
- F1230018-310
- F1230030-310
- F1230033-310
- Dali
- F1230001-300
- F1230006-300
- F1230012-300
- F1230018-300
- F1230030-300
- F1230033-300

3000K

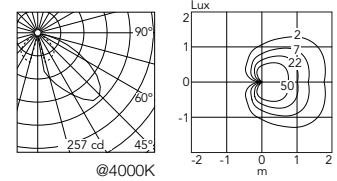
H 250 mm - Non Dimmable

- F1231001
- F1231006
- F1231012
- F1231018
- F1231030
- F1231033
- 1-10V
- F1231001-310
- F1231006-310
- F1231012-310
- F1231018-310
- F1231030-310
- F1231033-310
- Dali
- F1231001-300
- F1231006-300
- F1231012-300
- F1231018-300
- F1231030-300
- F1231033-300

4000K

H 250 mm - Non Dimmable

- F1232001
- F1232006
- F1232012
- F1232018
- F1232030
- F1232033
- 1-10V
- F1232001-310
- F1232006-310
- F1232012-310
- F1232018-310
- F1232030-310
- F1232033-310
- Dali
- F1232001-300
- F1232006-300
- F1232012-300
- F1232018-300
- F1232030-300
- F1232033-300



2700K

H 500 mm - Non Dimmable

- F1233001
- F1233006
- F1233012
- F1233018
- F1233030
- F1233033
- 1-10V
- F1233001-310
- F1233006-310
- F1233012-310
- F1233018-310
- F1233030-310
- F1233033-310
- Dali
- F1233001-300
- F1233006-300
- F1233012-300
- F1233018-300
- F1233030-300
- F1233033-300

3000K

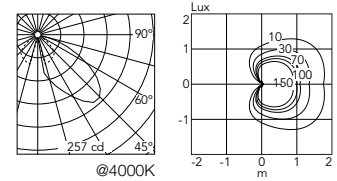
H 500 mm - Non Dimmable

- F1234001
- F1234006
- F1234012
- F1234018
- F1234030
- F1234033
- 1-10V
- F1234001-310
- F1234006-310
- F1234012-310
- F1234018-310
- F1234030-310
- F1234033-310
- Dali
- F1234001-300
- F1234006-300
- F1234012-300
- F1234018-300
- F1234030-300
- F1234033-300

4000K

H 500 mm - Non Dimmable

- F1235001
- F1235006
- F1235012
- F1235018
- F1235030
- F1235033
- 1-10V
- F1235001-310
- F1235006-310
- F1235012-310
- F1235018-310
- F1235030-310
- F1235033-310
- Dali
- F1235001-300
- F1235006-300
- F1235012-300
- F1235018-300
- F1235030-300
- F1235033-300



2700K

H 850 mm - Non Dimmable

- F1236001
- F1236006
- F1236012
- F1236018
- F1236030
- F1236033
- 1-10V
- F1236001-310
- F1236006-310
- F1236012-310
- F1236018-310
- F1236030-310
- F1236033-310
- Dali
- F1236001-300
- F1236006-300
- F1236012-300
- F1236018-300
- F1236030-300
- F1236033-300

3000K

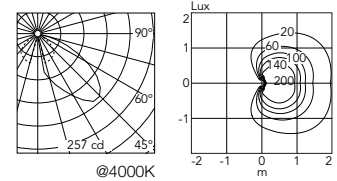
H 850 mm - Non Dimmable

- F1237001
- F1237006
- F1237012
- F1237018
- F1237030
- F1237033
- 1-10V
- F1237001-310
- F1237006-310
- F1237012-310
- F1237018-310
- F1237030-310
- F1237033-310
- Dali
- F1237001-300
- F1237006-300
- F1237012-300
- F1237018-300
- F1237030-300
- F1237033-300

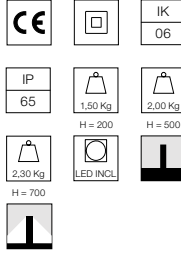
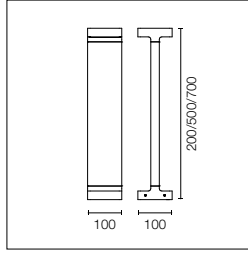
4000K

H 850 mm - Non Dimmable

- F1238001
- F1238006
- F1238012
- F1238018
- F1238030
- F1238033
- 1-10V
- F1238001-310
- F1238006-310
- F1238012-310
- F1238018-310
- F1238030-310
- F1238033-310
- Dali
- F1238001-300
- F1238006-300
- F1238012-300
- F1238018-300
- F1238030-300
- F1238033-300



Casting T 100



110/240V Netzgerät inbegriffen.

110/240V power supply integrated.

2200K auf Anfrage erhältlich.

2200K available on request.

Power Led: 12W - 2x540 lm ≠ FIXT 2x272 lm - 2700K/CRI 80 - 110-240V / 12W - 2x585 lm ≠ FIXT 2x295 lm - 3000K/CRI 80 - 110-240V / 12W - 2x630 lm ≠ FIXT 2x317 lm - 4000K/CRI 80 - 110-240V

2700K

H 200 mm

- F1250001
- F1250006
- F1250012
- F1250018
- F1250030
- F1250033

H 500 mm

- F1253001
- F1253006
- F1253012
- F1253018
- F1253030
- F1253033

H 700 mm

- F1256001
- F1256006
- F1256012
- F1256018
- F1256030
- F1256033

3000K

H 200 mm

- F1251001
- F1251006
- F1251012
- F1251018
- F1251030
- F1251033

H 500 mm

- F1254001
- F1254006
- F1254012
- F1254018
- F1254030
- F1254033

H 700 mm

- F1257001
- F1257006
- F1257012
- F1257018
- F1257030
- F1257033

4000K

H 200 mm

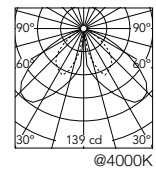
- F1252001
- F1252006
- F1252012
- F1252018
- F1252030
- F1252033

H 500 mm

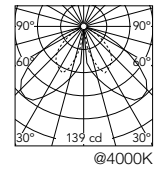
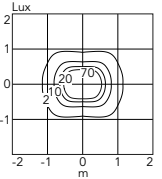
- F1255001
- F1255006
- F1255012
- F1255018
- F1255030
- F1255033

H 700 mm

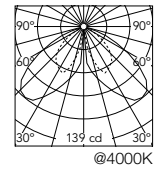
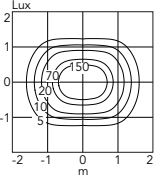
- F1258001
- F1258006
- F1258012
- F1258018
- F1258030
- F1258033



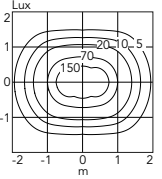
@4000K

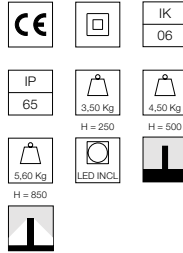
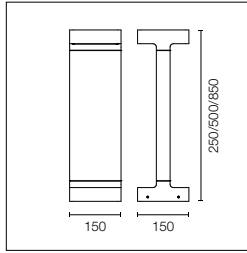


@4000K



@4000K





220/240V Netzgerät inbegriffen.
Auf Anfrage 110-V-Version.

220/240V power supply
integrated. Version 110V upon
request.

2200K auf Anfrage erhältlich.

2200K available on request.

Power Led: 21W - 2x1080 lm ≠ FIXT 2x565 lm - 2700K/CRI 80 - 220-240V / 21W - 2x1170 lm ≠ FIXT 2x613 lm - 3000K/CRI 80 - 220-240V / 21W - 2x1260 lm ≠ FIXT 2x660 lm - 4000K/CRI 80 - 220-240V

2700K

H 250 mm - Non Dimmable

- F1270001
- F1270006
- F1270012
- F1270018
- F1270030
- F1270033
- 1-10V
- F1270001-310
- F1270006-310
- F1270012-310
- F1270018-310
- F1270030-310
- F1270033-310
- Dali
- F1270001-300
- F1270006-300
- F1270012-300
- F1270018-300
- F1270030-300
- F1270033-300

3000K

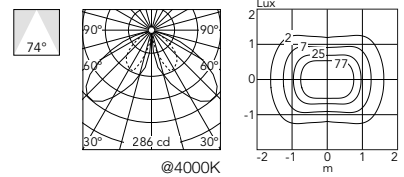
H 250 mm - Non Dimmable

- F1271001
- F1271006
- F1271012
- F1271018
- F1271030
- F1271033
- 1-10V
- F1271001-310
- F1271006-310
- F1271012-310
- F1271018-310
- F1271030-310
- F1271033-310
- Dali
- F1271001-300
- F1271006-300
- F1271012-300
- F1271018-300
- F1271030-300
- F1271033-300

4000K

H 250 mm - Non Dimmable

- F1272001
- F1272006
- F1272012
- F1272018
- F1272030
- F1272033
- 1-10V
- F1272001-310
- F1272006-310
- F1272012-310
- F1272018-310
- F1272030-310
- F1272033-310
- Dali
- F1272001-300
- F1272006-300
- F1272012-300
- F1272018-300
- F1272030-300
- F1272033-300



2700K

H 500 mm - Non Dimmable

- F1273001
- F1273006
- F1273012
- F1273018
- F1273030
- F1273033
- 1-10V
- F1273001-310
- F1273006-310
- F1273012-310
- F1273018-310
- F1273030-310
- F1273033-310
- Dali
- F1273001-300
- F1273006-300
- F1273012-300
- F1273018-300
- F1273030-300
- F1273033-300

3000K

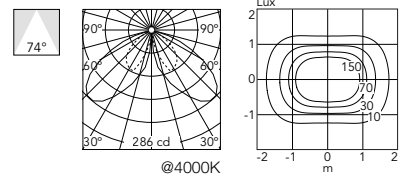
H 500 mm - Non Dimmable

- F1274001
- F1274006
- F1274012
- F1274018
- F1274030
- F1274033
- 1-10V
- F1274001-310
- F1274006-310
- F1274012-310
- F1274018-310
- F1274030-310
- F1274033-310
- Dali
- F1274001-300
- F1274006-300
- F1274012-300
- F1274018-300
- F1274030-300
- F1274033-300

4000K

H 500 mm - Non Dimmable

- F1275001
- F1275006
- F1275012
- F1275018
- F1275030
- F1275033
- 1-10V
- F1275001-310
- F1275006-310
- F1275012-310
- F1275018-310
- F1275030-310
- F1275033-310
- Dali
- F1275001-300
- F1275006-300
- F1275012-300
- F1275018-300
- F1275030-300
- F1275033-300



2700K

H 850 mm - Non Dimmable

- F1276001
- F1276006
- F1276012
- F1276018
- F1276030
- F1276033
- 1-10V
- F1276001-310
- F1276006-310
- F1276012-310
- F1276018-310
- F1276030-310
- F1276033-310
- Dali
- F1276001-300
- F1276006-300
- F1276012-300
- F1276018-300
- F1276030-300
- F1276033-300

3000K

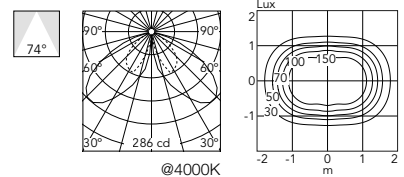
H 850 mm - Non Dimmable

- F1277001
- F1277006
- F1277012
- F1277018
- F1277030
- F1277033
- 1-10V
- F1277001-310
- F1277006-310
- F1277012-310
- F1277018-310
- F1277030-310
- F1277033-310
- Dali
- F1277001-300
- F1277006-300
- F1277012-300
- F1277018-300
- F1277030-300
- F1277033-300




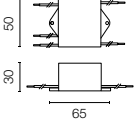
4000K

H 850 mm - Non Dimmable

- F1278001
- F1278006
- F1278012
- F1278018
- F1278030
- F1278033
- 1-10V
- F1278001-310
- F1278006-310
- F1278012-310
- F1278018-310
- F1278030-310
- F1278033-310
- Dali
- F1278001-300
- F1278006-300
- F1278012-300
- F1278018-300
- F1278030-300
- F1278033-300



Casting T/C: Zubehörteile / Accessories

Stiftschraubenplatte.	Base plate with bolt.	Casting 100 F1208000 Casting 150 F1207000	
Verbindungssystem, IP68, 3/4-Wege-H2O-Antikondensat, 4-polig, (ø5,5÷12mm Kabel).	3/4 way terminal block 4 poles IP68 H2O Stop. (ø5,5÷12mm cable).	F990C010000	
Überspannungsschutzgerät. 275 Vac. Maximaler Entladestrom 10KA (8 / 20us). Maximaler Betriebsstrom 5A. Geeignet für Reihenschaltung. IP66.	Surge protection device. 275Vac. Maximum discharge current 10KA (8/20us). Maximum operating current 5A. Suitable for series connection. IP66.	F990E00A000	 

Walkstick / Wallstick

Designed by Antonio Citterio





Walkstick 2 Double



Walkstick Pipe

Familie / Family

Walkstick



Power Led

2,5W
185 lm - 2700K/CRI 80
199 lm - 3000K/CRI 80
212 lm - 4000K/CRI 80

2200K available on request.

Walkstick Pipe



Power Led

7W
483 lm - 2700K/CRI 80
496 lm - 3000K/CRI 80
529 lm - 4000K/CRI 80

2200K available on request.

Walkstick



Power Led

6W
333 lm - 2700K/CRI 80
358 lm - 3000K/CRI 80
382 lm - 4000K/CRI 80

2200K available on request.

Walkstick Double



Power Led

8,5W
333+185 lm - 2700K/CRI 80
358+199 lm - 3000K/CRI 80
382+212 lm - 4000K/CRI 80

2200K available on request.

Ausführungen / Colours



01 White



06 Grey



12 Forest Green



18 Deep Brown



30 Black



33 Anthracite

Walkstick Pipe

Pfahlleuchten-Kollektion für den Außenbereich mit LED-Lichtquelle und rohrförmigem Kopf, der auf der vertikalen Achse um 350° und auf der horizontalen Achse um 350° verstellbar ist. In zwei verschiedenen Höhen verfügbar.

Der Ständer und der Kopf bestehen aus extrudiertem Aluminium und die Basis ist aus druckgegossenem Aluminium mit niedrigem Kupfergehalt hergestellt.

Erhältlich in zwei verschiedenen Ausführungen mit einer doppelten Pulverbeschichtung gemäß QUALICOAT-Standard. Die erste Epoxid-Pulverschicht bietet eine chemische und mechanische Widerstandsfähigkeit, die zweite Pulverenschicht aus Polyester stellt die Beständigkeit gegenüber UV-Strahlen und korrosiven Witterungseinflüssen sicher. Die lackierten Oberflächen werden mit basen- und säurehaltigen Reinigungen behandelt, mit entmineralisiertem Wasser gespült und einer chemischen Umwandlung unterzogen, um den Oxidationsschutz zu gewährleisten.

Die Befestigungsschrauben sind aus Edelstahl AISI 316L hergestellt.

Diffusor aus geätzttem Glas für eine gleichmäßige Lichtstreuung am Boden.

Das Gerät wird mit einem Ausgangskabelteil aus Neopren bereitgestellt.

Es kann einfach mit Dübeln auf jedem Untergrund auf dem Boden oder mit dem speziellen, separat bestellbaren Einbaugeschäube angebracht werden, um die Produktbasis fest mit dem Boden zu verbinden.

Walkstick

Pfahlleuchten-Kollektion für den Außenbereich mit LED-Lichtquelle und aufgeweittem Kopf, der auf der vertikalen Achse um 350° verstellbar ist. In zwei verschiedenen Höhen erhältlich und mit einer oder zwei Leuchten kombinierbar.

Der Ständer besteht aus extrudiertem Aluminium, die Basis und der Kopf sind aus druckgegossenem Aluminium EN AB-47100 mit niedrigem Kupfergehalt hergestellt.

Erhältlich in zwei verschiedenen Ausführungen mit einer doppelten Pulverbeschichtung gemäß QUALICOAT-Standard. Die erste Epoxid-Pulverschicht bietet eine chemische und mechanische Widerstandsfähigkeit, die zweite Pulverenschicht aus Polyester stellt die Beständigkeit gegenüber UV-Strahlen und korrosiven Witterungseinflüssen sicher. Die lackierten Oberflächen werden mit basen- und säurehaltigen Reinigungen behandelt, mit entmineralisiertem Wasser gespült und einer chemischen Umwandlung unterzogen, um den Oxidationsschutz zu gewährleisten.

Die Befestigungsschrauben sind aus Edelstahl AISI 316L hergestellt.

Diffusor aus mikrostrukturiertem Glas für eine gleichmäßige Lichtverteilung auf dem Boden.

Es kann einfach mit Dübeln auf jedem Untergrund auf dem Boden oder mit dem speziellen, separat bestellbaren Einbaugeschäube angebracht werden, um die Produktbasis fest mit dem Boden zu verbinden.

Wallstick

Wandwegeleuchte für den Außenbereich mit LED-Lichtquelle und aufgeweittem Kopf, der auf der vertikalen Achse um 350° verstellbar ist. Der Leuchtkörper ist aus druckgegossenem, kupferarmem Aluminium mit geringem Kupfergehalt hergestellt.

Erhältlich in zwei verschiedenen Ausführungen mit einer doppelten Pulverbeschichtung gemäß QUALICOAT-Standard. Die erste Epoxid-Pulverschicht bietet eine chemische und mechanische Widerstandsfähigkeit, die zweite Pulverenschicht aus Polyester stellt die Beständigkeit gegenüber UV-Strahlen und korrosiven Witterungseinflüssen sicher. Die lackierten Oberflächen werden mit basen- und säurehaltigen Reinigungen behandelt, mit entmineralisiertem Wasser gespült und einer chemischen Umwandlung unterzogen, um den Oxidationsschutz zu gewährleisten.

Die Befestigungsschrauben sind aus Edelstahl AISI 316L hergestellt.

Diffusor aus mikrostrukturiertem Glas für eine gleichmäßige Lichtverteilung auf dem Boden.

Das Gerät wird mit zwei 200-mm-Ausgangsstromkabeln und einer Ausrüstung für einen IP-dichten Anschluss bereitgestellt.

Die Stromversorgung (24 V) kann extern installiert werden.

Für eine einfachere Montage ist das optionale Einbaugeschäube erhältlich (3-Modul-Anschlussdose, Modell 503).

Description

Walkstick Pipe

Collection of outdoor poles with LED light source and tubular head that can be adjusted 350° on the vertical and horizontal axes. Available in two different heights.

The stem and head are made of extruded aluminium; the base is made of die-cast aluminium with low copper content.

Available in different finishes with a double layer of powder coating according to the QUALICOAT standard. The first layer of epoxy powder confers chemical and mechanical resistance. The second layer, a polyester powder finish, ensures resistance to UV rays and corrosive atmospheric agents. The painted surfaces are treated with alkiline and acid washes, rinsed with demineralized water, and subjected to chemical conversion treatment to protect against rust. The anchoring hardware is made of AISI 316L stainless steel.

Diffuser made of acid-etched glass to guarantee a uniform wash of light on the ground.

The unit is supplied with a length of neoprene cable.

The unit may be easily installed on any flooring on the ground with anchors, or with the dedicated installation box to completely integrate the base of the product with the pavement.

Walkstick

Collection of outdoor poles with LED light source and tubular head that can be adjusted vertically 350°. Available in two different heights combined with the one- or two-light version. The stem is made of extruded aluminium; the base and head are made of EN AB-47100 die-cast aluminium with low copper content.

Available in different finishes with a double layer of powder coating according to the QUALICOAT standard. The first layer of epoxy powder confers chemical and mechanical resistance. The second layer, a polyester powder finish, ensures resistance to UV rays and corrosive atmospheric agents. The painted surfaces are treated with alkiline and acid washes, rinsed with demineralized water, and subjected to chemical conversion treatment to protect against rust. The anchoring hardware is made of AISI 316L stainless steel.

Diffuser in micro-textured glass to guarantee uniform light distribution on the ground.

The unit may be easily installed on any flooring on the ground with anchors, or with the dedicated installation box to completely integrate the base of the product with the pavement.

Wallstick

Wall-mounted outdoor footpath lights with LED light source and flared head that can be adjusted vertically 350°. The body is made of die-cast aluminium with low copper content.


Available in different finishes with a double layer of powder coating according to the QUALICOAT standard. The first layer of epoxy powder confers chemical and mechanical resistance. The second layer, a polyester powder finish, ensures resistance to UV rays and corrosive atmospheric agents. The painted surfaces are treated with alkiline and acid washes, rinsed with demineralized water, and subjected to chemical conversion treatment to protect against rust.

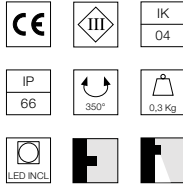
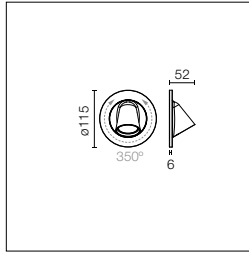
The anchoring hardware is made of AISI 316L stainless steel.

Diffuser in micro-textured glass to guarantee uniform light distribution on the ground.

The light comes with two 2-m power cables and with a kit for IP-rated connection.

The 24V electrical power supply can be installed remotely. For easier installation, an optional box (sold separately) is available (3-module junction box, model 503).





LED-Lichtquelle im Lieferumfang enthalten. Der Kopf des Geräts kann auf der vertikalen Achse um 350° verstellt werden. Die externe Stromversorgung (24 V) ist separat zu bestellen. Das Gerät wird mit zwei 200-mm-Ausgangsstromkabeln und einer Ausrüstung für einen IP-dichten Anschluss bereitgestellt. Das Netzteil kann extern montiert werden (kein Einbaugeschäube erforderlich) oder mit einem speziellen, optionalen Einbaugeschäube hinter dem Gerät untergebracht werden.

LED light source included. Head adjustable 350° on the vertical axis. Remote 24V electrical power unit sold separately. Unit comes with two 200-mm-long outgoing power cables and a kit for IP-rated connection. The power supply may be installed remotely (installation box not necessary) or housed behind the unit with the optional installation box.

2200K auf Anfrage erhältlich.

2200K available on request.

Power Led: 2,5W - 264 lm ≠ FIXT 185 lm - 2700K/CRI 80 - 24V / 2,5W - 283 lm ≠ FIXT 199 lm - 3000K/CRI 80 - 24V / 2,5W - 303 lm ≠ FIXT 212 lm - 4000K/CRI 80 - 24V

2700K

PWM Dimmable

- F010A20H001
- F010A20H006
- F010A20H012
- F010A20H018
- F010A20H030
- F010A20H033

3000K

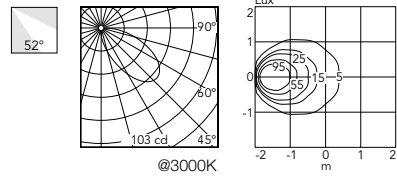
PWM Dimmable

- F010A30H001
- F010A30H006
- F010A30H012
- F010A30H018
- F010A30H030
- F010A30H033

4000K

PWM Dimmable

- F010A40H001
- F010A40H006
- F010A40H012
- F010A40H018
- F010A40H030
- F010A40H033



* Maximale Leuchten pro Stromversorgung / Maximum number of luminaires per power supply.

Maximale Leuchten pro Stromversorgung (220±240 V). Diese Angaben müssen unter Berücksichtigung der spezifischen Installationsbedingungen überprüft werden.

Maximum number of luminaires per power supply. (220±240 V). These data must be checked taking into account the specific installation conditions.

Non Dimmable

Acc. RF25754	1
Acc. RF25748	1
Acc. RF25747	2
Acc. RF25757	2
Acc. F990B23AZ00	7
Acc. RF25755	9
Acc. RF25749	13

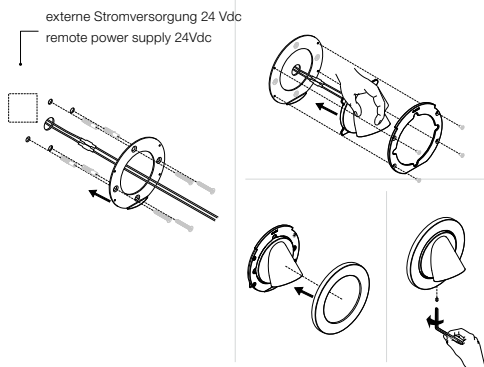
Dimmable

Acc. F990B02A000	7
Acc. F990B03A000	7
Acc. F990B16A000	7
Acc. F990B04A000	13
Acc. F990B05A000	13
Acc. F990B17A000	13

Wandmontage / Installation on Wall

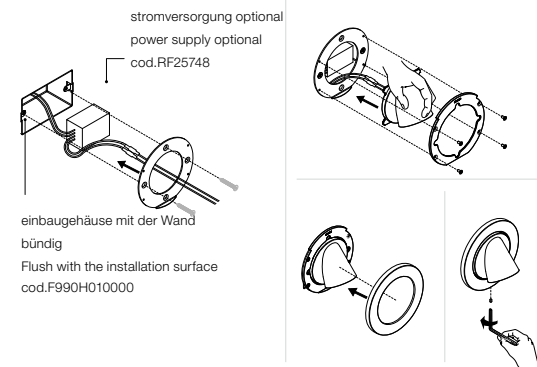
Option 1

Ohne Einbaugeschäube / Without recessed box installation.



Option 2

Mit Einbaugeschäube / Recessed box installation

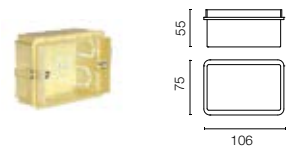


Wallstick: Zubehörteile / Accessories

Eingebaute 3-Modul-Anschlussdose (Modell 503), 106x75 mm, H 55 mm.

Recessed 3-module junction box (model 503) 106 mm x 75 mm H 55 mm.

F990H010000



Verbindungssystem, IP 68, 2-Wege, 2-polig, (Ø4±6,9mm Kabel).

2 way terminal block 2 poles IP68. (Ø4±6,9mm cable).

F990C050000



Kann nicht in das Einbaugeschäube für die Installation platziert werden.

It can't be placed in the recessed box for installation.

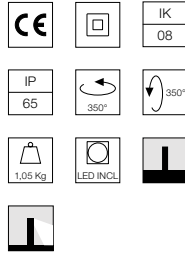
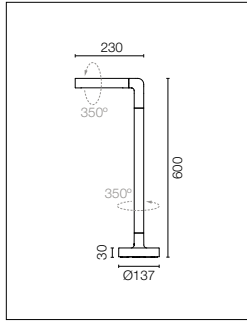
Wallstick: Power Supply Dimmable

Netzgerät 24V PWM mit 1-10V Steuerschnittstelle IP67 Klasse II. Vin 120-270 Vac.	Power supply 24V PWM with 1-10V control interface IP67 Class II. Vin 120-270 Vac.	35W *F990B02A000 70W *F990B04A000		
Netzgerät 24V PWM mit 1-10V Steuerschnittstelle IP67 Klasse II. Vin 120-270 Vac.	Power supply 24V PWM with 1-10V control interface IP67 Class II. Vin 120-270 Vac.	35W *F990B03A000 70W *F990B05A000		
Netzgerät 24V PWM mit PUSH Steuerschnittstelle IP67 Klasse II. Vin 120-270 Vac.	Power supply 24V PWM with PUSH control interface IP67 Class II. Vin 120-270 Vac.	35W *F990B16A000 70W *F990B17A000		
Steuerungsschnittstelle 24V PWM - 1-10V IP67 Klasse III. Vin 24Vdc 120W (Netzgerät nicht eingeschlossen).	Control interface 24V PWM - 1-10V IP67 Class III. Vin 24Vdc 120W (Power supply not included).	F990B00A000		
Steuerungsschnittstelle 24V PWM - Dali IP67 Klasse III. Vin 24Vdc 120W (Netzgerät nicht eingeschlossen).	Control interface 24V PWM - Dali IP67 Class III. Vin 24Vdc 120W (Power supply not included).	F990B01A000		
Steuerungsschnittstelle 24V PWM - Push IP67 Klasse III. Vin 24Vdc 120W (Netzgerät nicht eingeschlossen).	Control interface 24V PWM - Push IP67 Class III. Vin 24Vdc 120W (Power supply not included).	F990B18A000		

Wallstick: Power Supply Non Dimmable

Netzgerät 24V 8W / 110-240V IP20 Klasse II selv.	Power supply 24V 8W / 110-240V IP20 Class II selv.	*RF25754		
Netzgerät 24V 8W / 110-240V IP65 Klasse II selv.	Power supply 24V 8W / 110-240V IP65 Class II selv.	*RF25748		
Netzgerät 24V 10W / 110-240V IP20 Klasse II selv.	Power supply 24V 10W / 110-240V IP20 Class II selv.	*RF25747		
Netzgerät 24V 10W / 110-240V IP67 Klasse II selv.	Power supply 24V 10W / 110-240V IP67 Class II selv.	*RF25757		
Netzgerät 24Vdc 35W / 120-270V IP67 Klasse II selv.	Power supply 24Vdc 35W / 120-270V IP67 Class II selv.	*F990B23AZ00		
Netzgerät 24Vdc 50W / 120-240V IP67 Klasse II selv.	Power supply 24Vdc 50W / 120-240V IP67 Class II selv.	*RF25755		
Netzgerät 24Vdc 70W / 220-240V IP67 Klasse II selv.	Power supply 24Vdc 70W / 220-240V IP67 Class II selv.	*RF25749		

Walkstick Pipe 1



220-240V Netzgerät inbegriffen. Für Installation auf einer harten Basis bereit.
Das Gehäuse für die Bodeninstallation ist separat zu bestellen.
Inklusive Verbindungssystem, IP 68, 2-Wege-H₂O-Antikondensat, 4-polig.
Auf Anfrage 110V Version.

220-240V power supply included. Ready for installation on solid surface. Box for ground installation to be ordered separately.
Included 2 way terminal block 4 poles IP68 H₂O Stop.
Version 110V upon request.

2200K auf Anfrage erhältlich.

2200K available on request.

Power Led: 7W - 622 lm ≠ FIXT 483 lm - 2700K/CRI 80 - 220-240V / 7W - 648 lm ≠ FIXT 496 lm - 3000K/CRI 80 - 220-240V / 7W - 693 lm ≠ FIXT 529 lm - 4000K/CRI 80 - 220-240V

2700K

Non Dimmable

- F010H21A001
- F010H21A006
- F010H21A012
- F010H21A018
- F010H21A030
- F010H21A033
- 1-10V
- F010H21B001
- F010H21B006
- F010H21B012
- F010H21B018
- F010H21B030
- F010H21B033

3000K

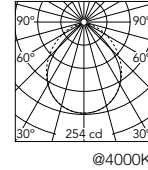
Non Dimmable

- F010H31A001
- F010H31A006
- F010H31A012
- F010H31A018
- F010H31A030
- F010H31A033
- 1-10V
- F010H31B001
- F010H31B006
- F010H31B012
- F010H31B018
- F010H31B030
- F010H31B033

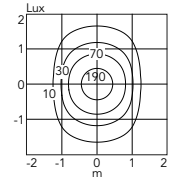
4000K

Non Dimmable

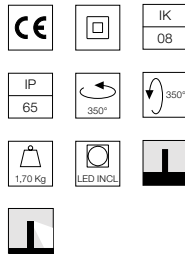
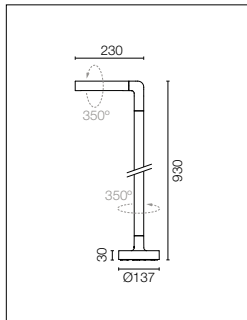
- F010H41A001
- F010H41A006
- F010H41A012
- F010H41A018
- F010H41A030
- F010H41A033
- 1-10V
- F010H41B001
- F010H41B006
- F010H41B012
- F010H41B018
- F010H41B030
- F010H41B033



@4000K



Walkstick Pipe 2



220-240V Netzgerät inbegriffen. Für Installation auf einer harten Basis bereit.
Das Gehäuse für die Bodeninstallation ist separat zu bestellen.
Inklusive Verbindungssystem, IP 68, 2-Wege-H₂O-Antikondensat, 4-polig.
Auf Anfrage 110-V-Version.

220-240V power supply included. Ready for installation on solid surface. Box for ground installation to be ordered separately.
Included 2 way terminal block 4 poles IP68 H₂O Stop.
Version 110V upon request.

2200K auf Anfrage erhältlich.

2200K available on request.

Power Led: 7W - 622 lm ≠ FIXT 483 lm - 2700K/CRI 80 - 220-240V / 7W - 648 lm ≠ FIXT 496 lm - 3000K/CRI 80 - 220-240V / 7W - 693 lm ≠ FIXT 529 lm - 4000K/CRI 80 - 220-240V

2700K

Non Dimmable

- F010J21A001
- F010J21A006
- F010J21A012
- F010J21A018
- F010J21A030
- F010J21A033
- 1-10V
- F010J21B001
- F010J21B006
- F010J21B012
- F010J21B018
- F010J21B030
- F010J21B033
- Dali
- F010J21D001
- F010J21D006
- F010J21D012
- F010J21D018
- F010J21D030
- F010J21D033

3000K

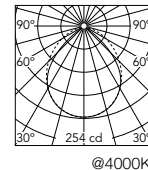
Non Dimmable

- F010J31A001
- F010J31A006
- F010J31A012
- F010J31A018
- F010J31A030
- F010J31A033
- 1-10V
- F010J31B001
- F010J31B006
- F010J31B012
- F010J31B018
- F010J31B030
- F010J31B033
- Dali
- F010J31D001
- F010J31D006
- F010J31D012
- F010J31D018
- F010J31D030
- F010J31D033

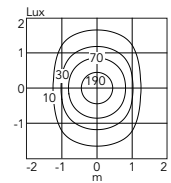
4000K

Non Dimmable

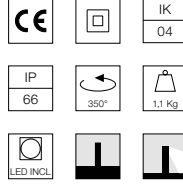
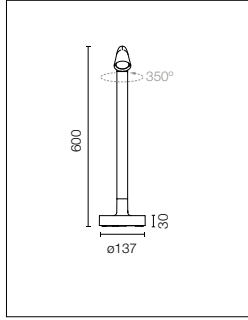
- F010J41A001
- F010J41A006
- F010J41A012
- F010J41A018
- F010J41A030
- F010J41A033
- 1-10V
- F010J41B001
- F010J41B006
- F010J41B012
- F010J41B018
- F010J41B030
- F010J41B033
- Dali
- F010J41D001
- F010J41D006
- F010J41D012
- F010J41D018
- F010J41D030
- F010J41D033



@4000K



Walkstick 1



LED-Lichtquelle im Lieferumfang enthalten. Der Kopf des Geräts kann auf der vertikalen Achse um 350° und auf der horizontalen Achse um 350° verstellt werden. Integriertes 220-240-V-Netzteil zum Ein-/Ausschalten. Ausgestattet mit einem Ausgangskabelteil aus Neopren und einem 2-Wege-H₂O-Kondensationsschutzsystem (IP68). Optionales, separat bestellbares Einbaugehäuse für die Bodenmontage. 110-V-Version auf Anfrage erhältlich.

LED light source included. Head adjustable 350° on both the vertical and horizontal axes. Integrated 220-240V ON/OFF electrical power. Equipped with a length of neoprene cable and an IP68 2-way anti-condensation H₂O stop seal system. Box for ground installation sold separately. 110V version by request.

2200K auf Anfrage erhältlich.

2200K available on request.

Power Led: 6W - 502 lm ≠ FIXT 333 lm - 2700K/CRI 80 - 220-240V / 6W - 539 lm ≠ FIXT 358 lm - 3000K/CRI 80 - 220-240V / 6W - 577 lm ≠ FIXT 382 lm - 4000K/CRI 80 - 220-240V

2700K

Non Dimmable

- F010B21A001
- F010B21A006
- F010B21A012
- F010B21A018
- F010B21A030
- F010B21A033
- 1-10V
- F010B21B001
- F010B21B006
- F010B21B012
- F010B21B018
- F010B21B030
- F010B21B033

3000K

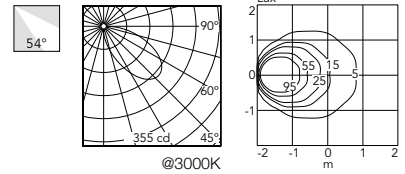
Non Dimmable

- F010B31A001
- F010B31A006
- F010B31A012
- F010B31A018
- F010B31A030
- F010B31A033
- 1-10V
- F010B31B001
- F010B31B006
- F010B31B012
- F010B31B018
- F010B31B030
- F010B31B033

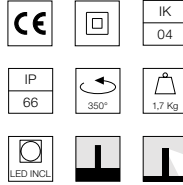
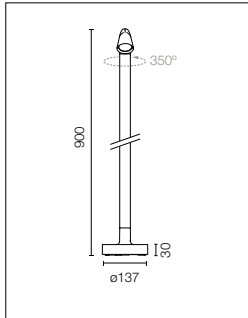
4000K

Non Dimmable

- F010B41A001
- F010B41A006
- F010B41A012
- F010B41A018
- F010B41A030
- F010B41A033
- 1-10V
- F010B41B001
- F010B41B006
- F010B41B012
- F010B41B018
- F010B41B030
- F010B41B033



Walkstick 2



LED-Lichtquelle im Lieferumfang enthalten. Der Kopf des Geräts kann auf der vertikalen Achse um 350° und auf der horizontalen Achse um 350° verstellt werden. 220-240-V-Netzteil zum Ein-/Ausschalten und 1-10V Dimmer oder DALI integriert. Ausgestattet mit einem Ausgangskabelteil aus Neopren und einem 2-Wege-H₂O-Kondensationsschutzsystem (IP68). Optionales, separat bestellbares Einbaugehäuse für die Bodenmontage. 110-V-Version auf Anfrage erhältlich.

LED light source included. Head adjustable 350° on both the vertical and horizontal axes. Integrated 220-240V ON/OFF and 1-10V or DALI dimmable electrical power. Equipped with a length of neoprene cable and an IP68 2-way anti-condensation H₂O stop seal system. Box for ground installation sold separately. 110V version by request.

2200K auf Anfrage erhältlich.

2200K available on request.

Power Led: 6W - 502 lm ≠ FIXT 333 lm - 2700K/CRI 80 - 220-240V / 6W - 539 lm ≠ FIXT 358 lm - 3000K/CRI 80 - 220-240V / 6W - 577 lm ≠ FIXT 382 lm - 4000K/CRI 80 - 220-240V

2700K

Non Dimmable

- F010B22A001
- F010B22A006
- F010B22A012
- F010B22A018
- F010B22A030
- F010B22A033
- 1-10V
- F010B22B001
- F010B22B006
- F010B22B012
- F010B22B018
- F010B22B030
- F010B22B033

3000K

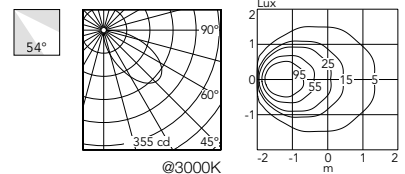
Non Dimmable

- F010B32A001
- F010B32A006
- F010B32A012
- F010B32A018
- F010B32A030
- F010B32A033
- 1-10V
- F010B32B001
- F010B32B006
- F010B32B012
- F010B32B018
- F010B32B030
- F010B32B033

4000K

Non Dimmable

- F010B42A001
- F010B42A006
- F010B42A012
- F010B42A018
- F010B42A030
- F010B42A033
- 1-10V
- F010B42B001
- F010B42B006
- F010B42B012
- F010B42B018
- F010B42B030
- F010B42B033

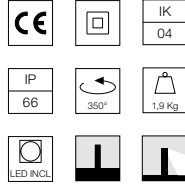
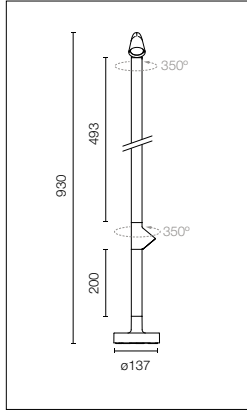


- Dali
- F010B22D001
 - F010B22D006
 - F010B22D012
 - F010B22D018
 - F010B22D030
 - F010B22D033

- Dali
- F010B32D001
 - F010B32D006
 - F010B32D012
 - F010B32D018
 - F010B32D030
 - F010B32D033

- Dali
- F010B42D001
 - F010B42D006
 - F010B42D012
 - F010B42D018
 - F010B42D030
 - F010B42D033

Walkstick 2 Double



Doppelte LED-Lichtquelle im Lieferumfang enthalten. Lampenköpfe können unabhängig voneinander auf der vertikalen Achse um 350° und auf der horizontalen Achse um 350° verstellt werden. 220-240-V-Netzteil zum Ein-/Ausschalten und 1-10V Dimmer oder DALI integriert. Ausgestattet mit einem Ausgangskabelteil aus Neopren und einem 2-Wege-H₂O-Kondensationsschutzsystem (IP68). Optionales, separat bestellbares Einbaugehäuse für die Bodenmontage. 110V Version auf Anfrage erhältlich.

Dual LED light source included. Heads independently adjustable 350° on both the vertical and horizontal axes. Integrated 220-240V ON/OFF and 1-10V or DALI dimmable electrical power. Equipped with a length of neoprene cable and an IP68 2-way anti-condensation H₂O stop seal system. Box for ground installation sold separately. 110V version by request.

2200K auf Anfrage erhältlich.

2200K available on request.

Power Led: 8,5W - 502+264 lm ≠ FIXT 333+185 lm - 2700K/CRI 80 - 220-240V / 8,5W - 539+283 lm ≠ FIXT 358+199 lm - 3000K/CRI 80 - 220-240V / 8,5W - 577+303 lm ≠ FIXT 382+212 lm - 4000K/CRI 80 - 220-240V

2700K

Non Dimmable

- F010C22A001
- F010C22A006
- F010C22A012
- F010C22A018
- F010C22A030
- F010C22A033

1-10V

- F010C22B001
- F010C22B006
- F010C22B012
- F010C22B018
- F010C22B030
- F010C22B033

Dali

- F010C22D001
- F010C22D006
- F010C22D012
- F010C22D018
- F010C22D030
- F010C22D033

3000K

Non Dimmable

- F010C32A001
- F010C32A006
- F010C32A012
- F010C32A018
- F010C32A030
- F010C32A033

1-10V

- F010C32B001
- F010C32B006
- F010C32B012
- F010C32B018
- F010C32B030
- F010C32B033

Dali

- F010C32D001
- F010C32D006
- F010C32D012
- F010C32D018
- F010C32D030
- F010C32D033

4000K

Non Dimmable

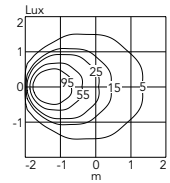
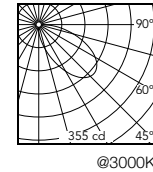
- F010C42A001
- F010C42A006
- F010C42A012
- F010C42A018
- F010C42A030
- F010C42A033

1-10V

- F010C42B001
- F010C42B006
- F010C42B012
- F010C42B018
- F010C42B030
- F010C42B033

Dali

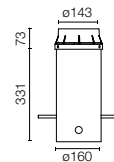
- F010C42D001
- F010C42D006
- F010C42D012
- F010C42D018
- F010C42D030
- F010C42D033



Walkstick: Zubehörteile / Accessories

Box für die Bodeninstallation. Box for ground installation.

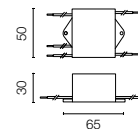
F001Z020000



Überspannungsschutzgerät.
275 Vac. Maximaler
Entladestrom 10KA
(8 / 20us). Maximaler
Betriebsstrom 5A. Geeignet
für Reihenschaltung. IP66.

Surge protection device.
275Vac. Maximum discharge
current 10KA (8/20us).
Maximum operating current
5A. Suitable for series
connection. IP66.

F990E00A000



Belvedere

Designed by Antonio Citterio assistant Toan Nguyen





Belvedere Clove



Belvedere Spot



Familie / Family

Belvedere Clove



Power Led

8,4W

631 lm - 2700K/CRI 80

657 lm - 3000K/CRI 80

703 lm - 4000K/CRI 80

2200K available on request.

Belvedere Spot



Power Led

6W

425 lm - 2700K/CRI 80

440 lm - 3000K/CRI 80

473 lm - 4000K/CRI 80

Floor 1

2200K available on request.

Belvedere Spot Wall



Power Led

6W

425 lm - 2700K/CRI 80

440 lm - 3000K/CRI 80

473 lm - 4000K/CRI 80

Ausführungen / Colours



01 White



06 Grey



12 Forest Green



18 Deep Brown



30 Black



33 Anthracite

Belvedere Spot

Familie von verstellbaren LED-Außenleuchten (doppelte Drehung, vertikale und horizontale Achse), geeignet für Bodeninstallationen (eben oder erdverlegt) und mit integriertem Netzteilkasten.

Belvedere Spot Wall

Außenleuchte bestehend aus einem bis zu $350^{\circ}\pm 5^{\circ}$ schwenkbaren Projektor an der Horizontalachse, geeignet für Wandinstallationen und mit integriertem Netzteilkasten.

Belvedere Clove

Familie von Outdoor-Produkten, bestehend aus Leuchten mit einem Mast von zwei verschiedenen Höhen und geeignet für Bodeninstallationen (am Boden oder vergraben) und mit integriertem Netzteilkasten.

Verwenden Sie ein Anschlusssystem mit einem Schutzgrad, der gleich oder höher als der Schutzgrad des Geräts ist.

Belvedere Spot

Family of adjustable outdoor LED lighting luminaires (double rotation, vertical and horizontal axle) suitable for floor installations (ground or buried) and with integrated power supply box.

Belvedere Spot Wall

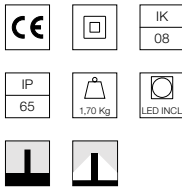
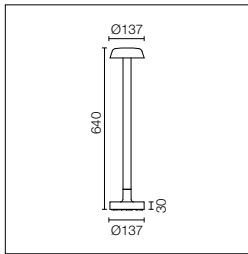
Outdoor luminaire consisting of an adjustable projector for up to $350^{\circ}\pm 5^{\circ}$ on the horizontal axle suitable for wall installations and with integrated power supply box.

Belvedere Clove

Family of outdoor products consisting of luminaires with a pole of two different heights and suitable for floor installations (ground or buried) and with integrated power supply box.

We recommend using a connection system with a degree of protection greater than or equal to the degree of protection of the luminaire.

Belvedere Clove 1



220-240V Netzgerät inbegriffen.
Für Installation auf einer harten Basis bereit.
Das Gehäuse für die Bodeninstallation ist separat zu bestellen.
Inklusive Verbindungssystem, IP 68, 2-Wege-H2O-Antikondensat, 4-polig.
Auf Anfrage 110-V-Version.

220-240V power supply included. Ready for installation on solid surface. Box for ground installation to be ordered separately.
Included 2 way terminal block 4 poles IP68 H2O Stop.
Version 110V upon request.

2200K auf Anfrage erhältlich.

2200K available on request.

Power Led: 8,4W - 783 lm ≠ FIXT 631 lm - 2700K/CRI 80 - 220-240V / 8,4W - 816 lm ≠ FIXT 657 lm - 3000K/CRI 80 - 220-240V / 8,4W - 873 lm ≠ FIXT 703 lm - 4000K/CRI 80 - 220-240V

2700K

Non Dimmable

- F001A21A001
- F001A21A006
- F001A21A012
- F001A21A018
- F001A21A030
- F001A21A033

1-10V

- F001A21B001
- F001A21B006
- F001A21B012
- F001A21B018
- F001A21B030
- F001A21B033

Dali

- F001A21D001
- F001A21D006
- F001A21D012
- F001A21D018
- F001A21D030
- F001A21D033

3000K

Non Dimmable

- F001A31A001
- F001A31A006
- F001A31A012
- F001A31A018
- F001A31A030
- F001A31A033

1-10V

- F001A31B001
- F001A31B006
- F001A31B012
- F001A31B018
- F001A31B030
- F001A31B033

Dali

- F001A31D001
- F001A31D006
- F001A31D012
- F001A31D018
- F001A31D030
- F001A31D033

4000K

Non Dimmable

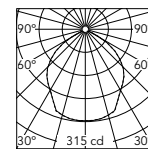
- F001A41A001
- F001A41A006
- F001A41A012
- F001A41A018
- F001A41A030
- F001A41A033

1-10V

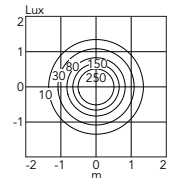
- F001A41B001
- F001A41B006
- F001A41B012
- F001A41B018
- F001A41B030
- F001A41B033

Dali

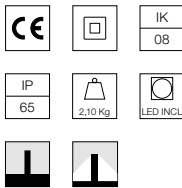
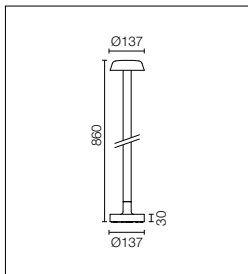
- F001A41D001
- F001A41D006
- F001A41D012
- F001A41D018
- F001A41D030
- F001A41D033



@4000K



Belvedere Clove 2



220-240V Netzgerät inbegriffen.
Für Installation auf einer harten Basis bereit.
Das Gehäuse für die Bodeninstallation ist separat zu bestellen.
Inklusive Verbindungssystem, IP 68, 2-Wege-H2O-Antikondensat, 4-polig.
Auf Anfrage 110-V-Version.

220-240V power supply included. Ready for installation on solid surface. Box for ground installation to be ordered separately.
Included 2 way terminal block 4 poles IP68 H2O Stop.
Version 110V upon request.

2200K auf Anfrage erhältlich.

2200K available on request.

Power Led: 8,4W - 783 lm ≠ FIXT 631 lm - 2700K/CRI 80 - 220-240V / 8,4W - 816 lm ≠ FIXT 657 lm - 3000K/CRI 80 - 220-240V / 8,4W - 873 lm ≠ FIXT 703 lm - 4000K/CRI 80 - 220-240V

2700K

Non Dimmable

- F001B21A001
- F001B21A006
- F001B21A012
- F001B21A018
- F001B21A030
- F001B21A033

1-10V

- F001B21B001
- F001B21B006
- F001B21B012
- F001B21B018
- F001B21B030
- F001B21B033

Dali

- F001B21D001
- F001B21D006
- F001B21D012
- F001B21D018
- F001B21D030
- F001B21D033

3000K

Non Dimmable

- F001B31A001
- F001B31A006
- F001B31A012
- F001B31A018
- F001B31A030
- F001B31A033

1-10V

- F001B31B001
- F001B31B006
- F001B31B012
- F001B31B018
- F001B31B030
- F001B31B033

Dali

- F001B31D001
- F001B31D006
- F001B31D012
- F001B31D018
- F001B31D030
- F001B31D033

4000K

Non Dimmable

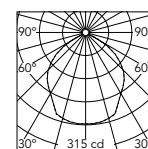
- F001B41A001
- F001B41A006
- F001B41A012
- F001B41A018
- F001B41A030
- F001B41A033

1-10V

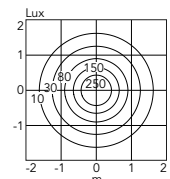
- F001B41B001
- F001B41B006
- F001B41B012
- F001B41B018
- F001B41B030
- F001B41B033

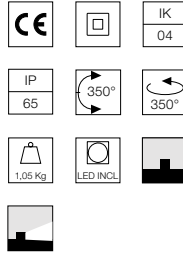
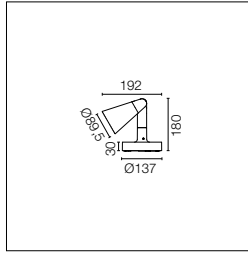
Dali

- F001B41D001
- F001B41D006
- F001B41D012
- F001B41D018
- F001B41D030
- F001B41D033



@4000K





220-240V Netzgerät inbegriffen.
Für Installation auf einer harten Basis bereit.
Das Gehäuse für die Bodeninstallation ist separat zu bestellen.
Inklusive Verbindungssystem, IP 68, 2-Wege-H2O-Antikondensat, 4-polig.
24V Dimmbare Version auf Anfrage verfügbar.

220-240V power supply included. Ready for installation on solid surface. Box for ground installation to be ordered separately.
Included 2 way terminal block 4 poles IP68 H2O Stop.
24V Dimmable version available on request.

2200K auf Anfrage erhältlich.

2200K available on request.

Power Led: 6W - 513 lm ≠ *FIXT 425 lm - 2700K/CRI 80 - 220-240V / 6W - 530 lm ≠ *FIXT 440 lm - 3000K/CRI 80 - 220-240V / 6W - 570 lm ≠ *FIXT 473 lm - 4000K/CRI 80 - 220-240V
*FIXT lm = Spot Optic

2700K

Non Dimmable

- F001C21A001.A
- F001C21A006.A
- F001C21A012.A
- F001C21A018.A
- F001C21A030.A
- F001C21A033.A

2700K

Non Dimmable

- F001C22A001.A
- F001C22A006.A
- F001C22A012.A
- F001C22A018.A
- F001C22A030.A
- F001C22A033.A

2700K

Non Dimmable

- F001C23A001.A
- F001C23A006.A
- F001C23A012.A
- F001C23A018.A
- F001C23A030.A
- F001C23A033.A

3000K

Non Dimmable

- F001C31A001
- F001C31A006
- F001C31A012
- F001C31A018
- F001C31A030
- F001C31A033

3000K

Non Dimmable

- F001C32A001
- F001C32A006
- F001C32A012
- F001C32A018
- F001C32A030
- F001C32A033

3000K

Non Dimmable

- F001C33A001
- F001C33A006
- F001C33A012
- F001C33A018
- F001C33A030
- F001C33A033

4000K

Non Dimmable

- F001C41A001
- F001C41A006
- F001C41A012
- F001C41A018
- F001C41A030
- F001C41A033

4000K

Non Dimmable

- F001C42A001
- F001C42A006
- F001C42A012
- F001C42A018
- F001C42A030
- F001C42A033

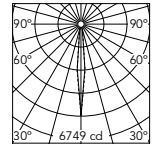
4000K

Non Dimmable

- F001C43A001
- F001C43A006
- F001C43A012
- F001C43A018
- F001C43A030
- F001C43A033



SPOT



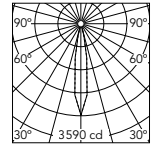
@4000K

Beam Angle: 10°

	h(m)	Ef(x)	D(m)
1	6749	0.17	
2	1687	0.34	
3	750	0.51	
4	422	0.68	
5	270	0.84	



MEDIUM



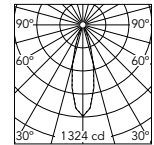
@4000K

Beam Angle: 17°

	h(m)	Ef(x)	D(m)
1	3590	0.29	
2	897	0.59	
3	399	0.88	
4	224	1.18	
5	144	1.47	



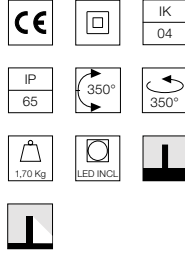
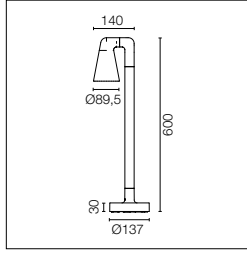
FLOOD



@4000K

Beam Angle: 28°

	h(m)	Ef(x)	D(m)
1	1324	0.50	
2	331	1.01	
3	147	1.51	
4	83	2.01	
5	53	2.51	



220-240V Netzgerät inbegriffen. Für Installation auf einer harten Basis bereit. Das Gehäuse für die Bodeninstallation ist separat zu bestellen. Inklusive Verbindungssystem, IP 68, 2-Wege-H2O-Antikondensat, 4-polig. Auf Anfrage 110-V-Version.

220-240V power supply included. Ready for installation on solid surface. Box for ground installation to be ordered separately. Included 2 way terminal block 4 poles IP68 H2O Stop. Version 110V upon request.

Power Led: 6W - 513 lm ≠ *FIXT 425 lm - 2700K/CRI 80 - 220-240V / 6W - 530 lm ≠ *FIXT 440 lm - 3000K/CRI 80 - 220-240V / 6W - 570 lm ≠ *FIXT 473 lm - 4000K/CRI 80 - 220-240V / *FIXT lm = Spot Optic

2700K

Non Dimmable

- F001D21A001.A
- F001D21A006.A
- F001D21A012.A
- F001D21A018.A
- F001D21A030.A
- F001D21A033.A
- 1-10V
- F001D21B001.A
- F001D21B006.A
- F001D21B012.A
- F001D21B018.A
- F001D21B030.A
- F001D21B033.A

2700K

Non Dimmable

- F001D22A001.A
- F001D22A006.A
- F001D22A012.A
- F001D22A018.A
- F001D22A030.A
- F001D22A033.A
- 1-10V
- F001D22B001.A
- F001D22B006.A
- F001D22B033.A
- F001D22B030.A
- F001D22B018.A
- F001D22B012.A

2700K

Non Dimmable

- F001D23A001.A
- F001D23A006.A
- F001D23A012.A
- F001D23A018.A
- F001D23A030.A
- F001D23A033.A
- 1-10V
- F001D23B001.A
- F001D23B006.A
- F001D23B012.A
- F001D23B018.A
- F001D23B030.A
- F001D23B033.A

3000K

Non Dimmable

- F001D31A001
- F001D31A006
- F001D31A012
- F001D31A018
- F001D31A030
- F001D31A033
- 1-10V
- F001D31B001
- F001D31B006
- F001D31B012
- F001D31B018
- F001D31B030
- F001D31B033

3000K

Non Dimmable

- F001D32A001
- F001D32A006
- F001D32A012
- F001D32A018
- F001D32A030
- F001D32A033
- 1-10V
- F001D32B001
- F001D32B006
- F001D32B012
- F001D32B018
- F001D32B030
- F001D32B033

3000K

Non Dimmable

- F001D33A001
- F001D33A006
- F001D33A012
- F001D33A018
- F001D33A030
- F001D33A033
- 1-10V
- F001D33B001
- F001D33B006
- F001D33B012
- F001D33B018
- F001D33B030
- F001D33B033

4000K

Non Dimmable

- F001D41A001
- F001D41A006
- F001D41A012
- F001D41A018
- F001D41A030
- F001D41A033
- 1-10V
- F001D41B001
- F001D41B006
- F001D41B012
- F001D41B018
- F001D41B030
- F001D41B033

4000K

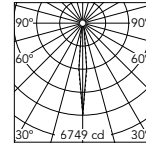
Non Dimmable

- F001D42A001
- F001D42A006
- F001D42A012
- F001D42A018
- F001D42A030
- F001D42A033
- 1-10V
- F001D42B001
- F001D42B006
- F001D42B012
- F001D42B018
- F001D42B030
- F001D42B033

4000K

Non Dimmable

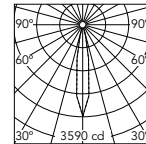
- F001D43A001
- F001D43A006
- F001D43A012
- F001D43A018
- F001D43A030
- F001D43A033
- 1-10V
- F001D43B001
- F001D43B006
- F001D43B012
- F001D43B018
- F001D43B030
- F001D43B033



Beam Angle: 10°

h(m)	E(lx)	D(m)
1	6749	0.17
2	1687	0.34
3	750	0.51
4	422	0.68
5	270	0.84

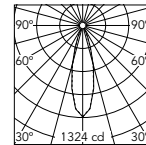
@4000K



Beam Angle: 17°

h(m)	E(lx)	D(m)
1	3590	0.29
2	897	0.59
3	399	0.88
4	224	1.18
5	144	1.47

@4000K

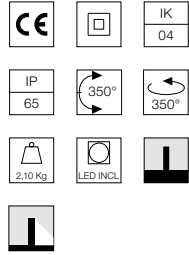
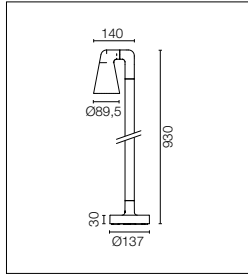


Beam Angle: 28°

h(m)	E(lx)	D(m)
1	1324	0.50
2	331	1.01
3	147	1.51
4	83	2.01
5	53	2.51

@4000K

Belvedere Spot Floor 3



220-240V Netzgerät inbegriffen. Für Installation auf einer harten Basis bereit. Das Gehäuse für die Bodeninstallation ist separat zu bestellen. Inklusive Verbindungssystem, IP 68, 2-Wege-H2O-Antikondensat, 4-polig. Auf Anfrage 110-V-Version.

220-240V power supply included. Ready for installation on solid surface. Box for ground installation to be ordered separately. Included 2 way terminal block 4 poles IP68 H2O Stop. Version 110V upon request.

Power Led: 6W - 513 lm ≠ *FIXT 425 lm - 2700K/CRI 80 - 220-240V / 6W - 530 lm ≠ *FIXT 440 lm - 3000K/CRI 80 - 220-240V / 6W - 570 lm ≠ *FIXT 473 lm - 4000K/CRI 80 - 220-240V / *FIXT lm = Spot Optic

2700K

Non Dimmable

- F001E21A001.A
- F001E21A006.A
- F001E21A012.A
- F001E21A018.A
- F001E21A030.A
- F001E21A033.A
- 1-10V
- F001E21B001.A
- F001E21B006.A
- F001E21B012.A
- F001E21B018.A
- F001E21B030.A
- F001E21B033.A
- Dali
- F001E21D001.A
- F001E21D006.A
- F001E21D012.A
- F001E21D018.A
- F001E21D030.A
- F001E21D033.A

2700K

Non Dimmable

- F001E22A001.A
- F001E22A006.A
- F001E22A012.A
- F001E22A018.A
- F001E22A030.A
- F001E22A033.A
- 1-10V
- F001E22B001.A
- F001E22B006.A
- F001E22B012.A
- F001E22B018.A
- F001E22B030.A
- F001E22B033.A
- Dali
- F001E22D001.A
- F001E22D006.A
- F001E22D012.A
- F001E22D018.A
- F001E22D030.A
- F001E22D033.A

2700K

Non Dimmable

- F001E23A001.A
- F001E23A006.A
- F001E23A012.A
- F001E23A018.A
- F001E23A030.A
- F001E23A033.A
- 1-10V
- F001E23B001.A
- F001E23B006.A
- F001E23B012.A
- F001E23B018.A
- F001E23B030.A
- F001E23B033.A
- Dali
- F001E23D001.A
- F001E23D006.A
- F001E23D012.A
- F001E23D018.A
- F001E23D030.A
- F001E23D033.A

3000K

Non Dimmable

- F001E31A001
- F001E31A006
- F001E31A012
- F001E31A018
- F001E31A030
- F001E31A033
- 1-10V
- F001E31B001
- F001E31B006
- F001E31B012
- F001E31B018
- F001E31B030
- F001E31B033
- Dali
- F001E31D001
- F001E31D006
- F001E31D012
- F001E31D018
- F001E31D030
- F001E31D033

3000K

Non Dimmable

- F001E32A001
- F001E32A006
- F001E32A012
- F001E32A018
- F001E32A030
- F001E32A033
- 1-10V
- F001E32B001
- F001E32B006
- F001E32B012
- F001E32B018
- F001E32B030
- F001E32B033
- Dali
- F001E32D001
- F001E32D006
- F001E32D012
- F001E32D018
- F001E32D030
- F001E32D033

3000K

Non Dimmable

- F001E33A001
- F001E33A006
- F001E33A012
- F001E33A018
- F001E33A030
- F001E33A033
- 1-10V
- F001E33B001
- F001E33B006
- F001E33B012
- F001E33B018
- F001E33B030
- F001E33B033
- Dali
- F001E33D001
- F001E33D006
- F001E33D012
- F001E33D018
- F001E33D030
- F001E33D033

4000K

Non Dimmable

- F001E41A001
- F001E41A006
- F001E41A012
- F001E41A018
- F001E41A030
- F001E41A033
- 1-10V
- F001E41B001
- F001E41B006
- F001E41B012
- F001E41B018
- F001E41B030
- F001E41B033
- Dali
- F001E41D001
- F001E41D006
- F001E41D012
- F001E41D018
- F001E41D030
- F001E41D033

4000K

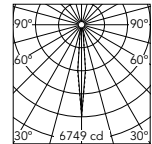
Non Dimmable

- F001E42A001
- F001E42A006
- F001E42A012
- F001E42A018
- F001E42A030
- F001E42A033
- 1-10V
- F001E42B001
- F001E42B006
- F001E42B012
- F001E42B018
- F001E42B030
- F001E42B033
- Dali
- F001E42D001
- F001E42D006
- F001E42D012
- F001E42D018
- F001E42D030
- F001E42D033

4000K

Non Dimmable

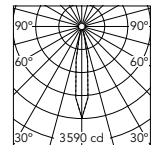
- F001E43A001
- F001E43A006
- F001E43A012
- F001E43A018
- F001E43A030
- F001E43A033
- 1-10V
- F001E43B001
- F001E43B006
- F001E43B012
- F001E43B018
- F001E43B030
- F001E43B033
- Dali
- F001E43D001
- F001E43D006
- F001E43D012
- F001E43D018
- F001E43D030
- F001E43D033



@4000K

Beam Angle: 10°

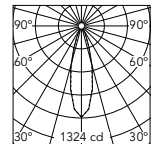
h(m)	E(lx)	D(m)
1	6749	0.17
2	1687	0.34
3	750	0.51
4	422	0.68
5	270	0.84



@4000K

Beam Angle: 17°

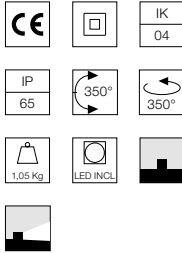
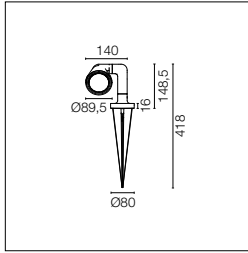
h(m)	E(lx)	D(m)
1	3590	0.29
2	897	0.59
3	399	0.88
4	224	1.18
5	144	1.47



@4000K

Beam Angle: 28°

h(m)	E(lx)	D(m)
1	1324	0.50
2	331	1.01
3	147	1.51
4	83	2.01
5	53	2.51



220-240V Netzgerät inbegriffen.
 Inklusive Verbindungssystem,
 IP 68, 2-Wege-H2O-
 Antikondensat, 4-polig.
 24V Dimmbare Version auf
 Anfrage verfügbar.
 Auf Anfrage 110V-Version.

220-240V power supply
 included. Included 2 way
 terminal block 4 poles IP68 H2O
 Stop.
 24V Dimmable version available
 on request.
 Version 110V upon request.

Power Led: 6W - 513 lm ≠ *FIXT 425 lm - 2700K/CRI 80 - 220-240V / 6W - 530 lm ≠ *FIXT 440 lm - 3000K/CRI 80 - 220-240V / 6W - 570 lm ≠ *FIXT 473 lm - 4000K/CRI 80 - 220-240V
 *FIXT lm = Spot Optic

2700K

Non Dimmable

- F001F21A001.A
- F001F21A006.A
- F001F21A012.A
- F001F21A018.A
- F001F21A030.A
- F001F21A033.A

2700K

Non Dimmable

- F001F22A001.A
- F001F22A006.A
- F001F22A012.A
- F001F22A018.A
- F001F22A030.A
- F001F22A033.A

2700K

Non Dimmable

- F001F23A001.A
- F001F23A006.A
- F001F23A012.A
- F001F23A018.A
- F001F23A030.A
- F001F23A033.A

3000K

Non Dimmable

- F001F31A001
- F001F31A006
- F001F31A012
- F001F31A018
- F001F31A030
- F001F31A033

3000K

Non Dimmable

- F001F32A001
- F001F32A006
- F001F32A012
- F001F32A018
- F001F32A030
- F001F32A033

3000K

Non Dimmable

- F001F33A001
- F001F33A006
- F001F33A012
- F001F33A018
- F001F33A030
- F001F33A033

4000K

Non Dimmable

- F001F41A001
- F001F41A006
- F001F41A012
- F001F41A018
- F001F41A030
- F001F41A033

4000K

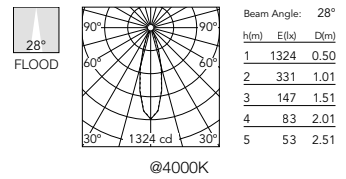
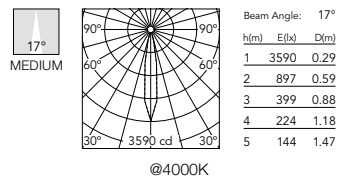
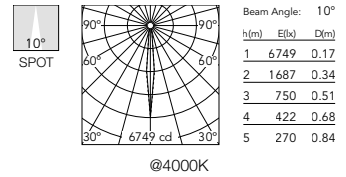
Non Dimmable

- F001F42A001
- F001F42A006
- F001F42A012
- F001F42A018
- F001F42A030
- F001F42A033

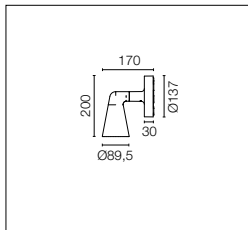
4000K

Non Dimmable

- F001F43A001
- F001F43A006
- F001F43A012
- F001F43A018
- F001F43A030
- F001F43A033



Belvedere Spot Wall



Direkte wandbefestigung. 220-240V Netzgerät inbegriffen. Inklusive Verbindungssystem, IP 68, 2-Wege-H2O-Antikondensat, 4-polig. 24V Dimmbare Version auf Anfrage verfügbar.

Direct wall installation. 220-240V power supply included. Included 2 way terminal block 4 poles IP68 H2O Stop. 24V Dimmable version available on request.

Power Led: 6W - 513 lm ≠ *FIXT 425 lm - 2700K/CRI 80 - 220-240V / 6W - 530 lm ≠ *FIXT 440 lm - 3000K/CRI 80 - 220-240V /

6W - 570 lm ≠ *FIXT 473 lm - 4000K/CRI 80 - 220-240V

*FIXT lm = Spot Optic

2700K

Non Dimmable

- F001G21A001.A
- F001G21A006.A
- F001G21A012.A
- F001G21A018.A
- F001G21A030.A
- F001G21A033.A

2700K

Non Dimmable

- F001G22A001.A
- F001G22A006.A
- F001G22A012.A
- F001G22A018.A
- F001G22A030.A
- F001G22A033.A

2700K

Non Dimmable

- F001G23A001.A
- F001G23A006.A
- F001G23A012.A
- F001G23A018.A
- F001G23A030.A
- F001G23A033.A

3000K

Non Dimmable

- F001G31A001
- F001G31A006
- F001G31A012
- F001G31A018
- F001G31A030
- F001G31A033

3000K

Non Dimmable

- F001G32A001
- F001G32A006
- F001G32A012
- F001G32A018
- F001G32A030
- F001G32A033

3000K

Non Dimmable

- F001G33A001
- F001G33A006
- F001G33A012
- F001G33A018
- F001G33A030
- F001G33A033

4000K

Non Dimmable

- F001G41A001
- F001G41A006
- F001G41A012
- F001G41A018
- F001G41A030
- F001G41A033

4000K

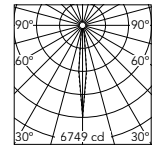
Non Dimmable

- F001G42A001
- F001G42A006
- F001G42A012
- F001G42A018
- F001G42A030
- F001G42A033

4000K

Non Dimmable

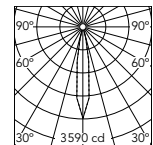
- F001G43A001
- F001G43A006
- F001G43A012
- F001G43A018
- F001G43A030
- F001G43A033



Beam Angle: 10°

h(m)	E(lx)	D(m)
1	6749	0.17
2	1687	0.34
3	750	0.51
4	422	0.68
5	270	0.84

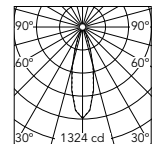
@4000K



Beam Angle: 17°

h(m)	E(lx)	D(m)
1	3590	0.29
2	897	0.59
3	399	0.88
4	224	1.18
5	144	1.47

@4000K



Beam Angle: 28°

h(m)	E(lx)	D(m)
1	1324	0.50
2	331	1.01
3	147	1.51
4	83	2.01
5	53	2.51


@4000K

Belvedere Spot: Zubehörteile / Accessories

Box für die Bodeninstallation. Box for ground installation.

Belvedere Spot / Clove

F001Z020000



Punktblende.

Spot visor.

Belvedere Spot

F001Z010000



Punktblende mit "Honeycomb".

Spot visor with honeycomb.

Belvedere Spot

F001Z030000



Punktblende mit "Flood".

Spot visor with flood lens.

Belvedere Spot

F001Z040000




Überspannungsschutzgerät.
275 Vac. Maximaler Entladestrom 10KA (8 / 20us). Maximaler Betriebsstrom 5A. Geeignet für Reihenschaltung. IP66.

Surge protection device.
275Vac. Maximum discharge current 10KA (8/20us). Maximum operating current 5A. Suitable for series connection. IP66.

Belvedere Spot / Clove / Wall

F990E00A000



Klein Pro

Designed by Flos Outdoor







Klein Pro

Klein Pro



Power Led

11W
294 lm - 2700K/CRI 80
304 lm - 3000K/CRI 80
325 lm - 4000K/CRI 80

Ausführungen / Colours



01 White



06 Grey



12 Forest Green



18 Deep Brown



30 Black



33 Anthracite



70 Anodized Natural



71 Anodized Black



73 Anodized Gold*

* Nur für Schirmstange. / Only for pole screen.

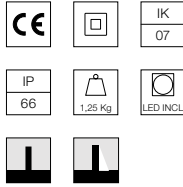
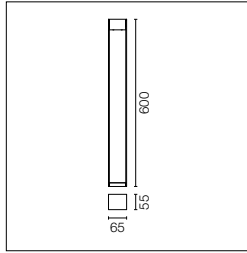
Beschreibung / Description

Der Körper des Klein Pro Pollers besteht aus strangengepresstem Aluminium, der Boden und der Diffusor aus Aluminium-Druckguss EN AB-47100 mit niedrigem Kupfergehalt. Hochbeständige Beschichtung: wird die Außenbeschichtung mit einer doppelten Schicht Epoxidpulver nach dem QUALICOAT-Standard aufgetragen. Die erste Schicht aus Epoxidpulver sorgt für chemische und mechanische Beständigkeit, die zweite Schicht aus Polyesterpulver sorgt für Beständigkeit.

Auch mit eloxiertem Finish erhältlich. Klein Pro ist kompatibel mit der vorhandenen "Klein" -Befestigungsplatte.

The body of Klein Pro bollard is made of extruded aluminium, base and diffuser in die-cast aluminium EN AB-47100 with a low copper content.

High-resistance coating: the external coating is applied with a double layer with epoxy powders according to the QUALICOAT standard. The first layer of epoxy powder gives chemical and mechanical resistance, the second finishing layer of polyester powder ensures resistance. Also available in anodized finishes.



220 / 240V Netzteil integriert.
Feste Oberfläche oder Bodeninstallationszubehör müssen separat bestellt werden. Jede Leuchte ist mit einem 1000 mm langen Abgangskabel und einem Verdrahtungskit ausgestattet.

220-240V power supply integrated. Solid surface or ground installation accessories to be ordered separately. Each luminaire is equipped with 1000 mm length outgoing cable and a wiring kit.

Power Led: 11W - 1089 lm ≠ FIXT 294 lm - 2700K/CRI 80 - 220-240V / 11W - 1126 lm ≠ FIXT 304 lm - 3000K/CRI 80 - 220-240V / 11W - 1211 lm ≠ FIXT 325 lm - 4000K/CRI 80 - 220-240V

2700K

Non Dimmable

- F002A20A001.B
- F002A20A006.B
- F002A20A012.B
- F002A20A018.B
- F002A20A030.B
- F002A20A033.B
- F002A21A070.B
- F002A21A071.B

1-10V

- F002A20B001.B
- F002A20B006.B
- F002A20B012.B
- F002A20B018.B
- F002A20B030.B
- F002A20B033.B
- F002A21B070.B
- F002A21B071.B

Dali

- F002A20D001.B
- F002A20D006.B
- F002A20D012.B
- F002A20D018.B
- F002A20D030.B
- F002A20D033.B
- F002A21D070.B
- F002A21D071.B

3000K

Non Dimmable

- F002A30A001.B
- F002A30A006.B
- F002A30A012.B
- F002A30A018.B
- F002A30A030.B
- F002A30A033.B
- F002A31A070.B
- F002A31A071.B

1-10V

- F002A30B001.B
- F002A30B006.B
- F002A30B012.B
- F002A30B018.B
- F002A30B030.B
- F002A30B033.B
- F002A31B070.B
- F002A31B071.B

Dali

- F002A30D001.B
- F002A30D006.B
- F002A30D012.B
- F002A30D018.B
- F002A30D030.B
- F002A30D033.B
- F002A31D070.B
- F002A31D071.B

4000K

Non Dimmable

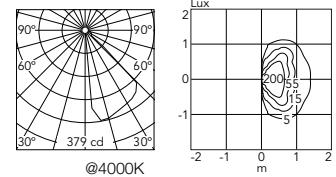
- F002A40A001.A
- F002A40A006.A
- F002A40A012.A
- F002A40A018.A
- F002A40A030.A
- F002A40A033.A
- F002A41A070.A
- F002A41A071.A

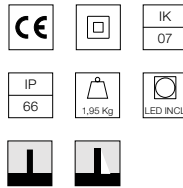
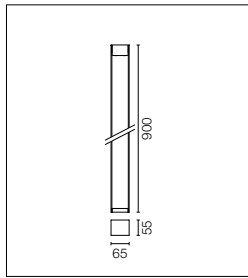
1-10V

- F002A40B001.A
- F002A40B006.A
- F002A40B012.A
- F002A40B018.A
- F002A40B030.A
- F002A40B033.A
- F002A41B070.A
- F002A41B071.A

Dali

- F002A40D001.A
- F002A40D006.A
- F002A40D012.A
- F002A40D018.A
- F002A40D030.A
- F002A40D033.A
- F002A41D070.A
- F002A41D071.A





220 / 240V Netzteil integriert.
Feste Oberfläche oder Bodeninstallationszubehör müssen separat bestellt werden. Jede Leuchte ist mit einem 1000 mm langen Abgangskabel und einem Verdrahtungskit ausgestattet.

220-240V power supply integrated. Solid surface or ground installation accessories to be ordered separately. Each luminaire is equipped with 1000 mm length outgoing cable and a wiring kit.

Power Led: 11W - 1089 lm ≠ FIXT 294 lm - 2700K/CRI 80 - 220-240V / 11W - 1126 lm ≠ FIXT 304 lm - 3000K/CRI 80 - 220-240V / 11W - 1211 lm ≠ FIXT 325 lm - 4000K/CRI 80 - 220-240V

2700K

Non Dimmable

- F002B20A001.B
- F002B20A006.B
- F002B20A012.B
- F002B20A018.B
- F002B20A030.B
- F002B20A033.B
- F002B21A070.B
- F002B21A071.B
- 1-10V
- F002B20B001.B
- F002B20B006.B
- F002B20B012.B
- F002B20B018.B
- F002B20B030.B
- F002B20B033.B
- F002B21B070.B
- F002B21B071.B
- Dali
- F002B20D001.B
- F002B20D006.B
- F002B20D012.B
- F002B20D018.B
- F002B20D030.B
- F002B20D033.B
- F002B21D070.B
- F002B21D071.B

3000K

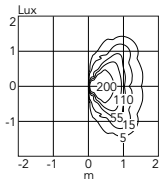
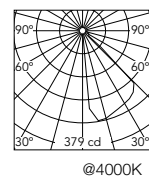
Non Dimmable

- F002B30A001.B
- F002B30A006.B
- F002B30A012.B
- F002B30A018.B
- F002B30A030.B
- F002B30A033.B
- F002B31A070.B
- F002B31A071.B
- 1-10V
- F002B30B001.B
- F002B30B006.B
- F002B30B012.B
- F002B30B018.B
- F002B30B030.B
- F002B30B033.B
- F002B31B070.B
- F002B31B071.B
- Dali
- F002B30D001.B
- F002B30D006.B
- F002B30D012.B
- F002B30D018.B
- F002B30D030.B
- F002B30D033.B
- F002B31D070.B
- F002B31D071.B

4000K

Non Dimmable

- F002B40A001.A
- F002B40A006.A
- F002B40A012.A
- F002B40A018.A
- F002B40A030.A
- F002B40A033.A
- F002B41A070.A
- F002B41A071.A
- 1-10V
- F002B40B001.A
- F002B40B006.A
- F002B40B012.A
- F002B40B018.A
- F002B40B030.A
- F002B40B033.A
- F002B41B070.A
- F002B41B071.A
- Dali
- F002B40D001.A
- F002B40D006.A
- F002B40D012.A
- F002B40D018.A
- F002B40D030.A
- F002B40D033.A
- F002B41D070.A
- F002B41D071.A



Klein Pro: Zubehörteile / Accessories

Befestigungsbasis für feste Oberflächen.

Fixing base for solid surfaces.

- F002Z010001.A
- F002Z010006.A
- F002Z010012.A
- F002Z010018.A
- F002Z010030.A
- F002Z010033.A



Minimal Klein Pro Bodenplatte, 47x57xH160 mm.

Minimal Klein Pro ground fixation plate, 47x57xH160 mm.

F002Z030000.A



Bodenverankerungsplatte und Schwellenschrauben, Klein Pro 85x85xH160 mm.

Klein Pro base plate and fixing bolts 85x85xH160 mm.

F002Z020000



Eloxiertes ästhetisches Pfostengitter.

Anodized aestetical pole screen.

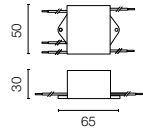
- H 600 mm
- F002Z040070
- F002Z040071
- F002Z040073
- H 900 mm
- F002Z050070
- F002Z050071
- F002Z050073



Überspannungsschutzgerät. 275 Vac. Maximaler Entladestrom 10KA (8 / 20us). Maximaler Betriebsstrom 5A. Geeignet für Reihenschaltung. IP66.

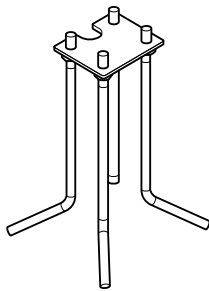
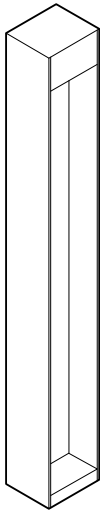
Surge protection device. 275Vac. Maximum discharge current 10KA (8/20us). Maximum operating current 5A. Suitable for series connection. IP66.

F990E00A000

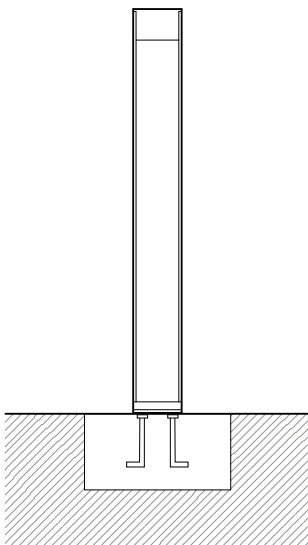


Installationsoptionen / Installation Options

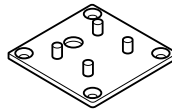
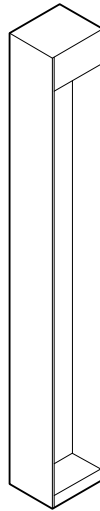
Option 1
Mit Schwellenschrauben /
Fixing anchor bolts



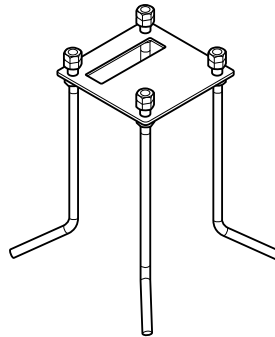
cod. F002Z030000.A



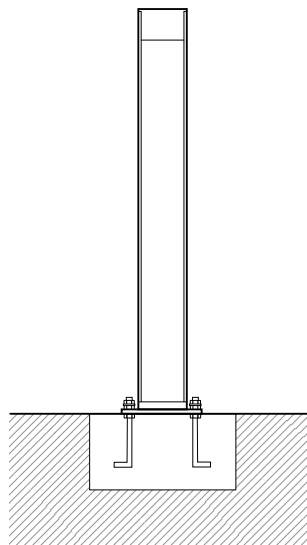
Option 2
Mit Basis und Schwellenschrauben /
With base and fixing anchor bolts



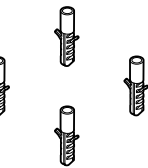
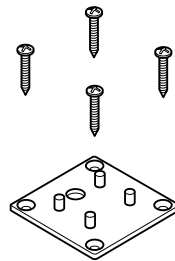
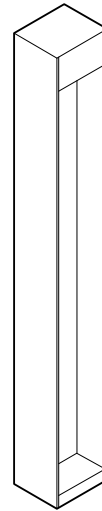
cod. F002Z0100.A



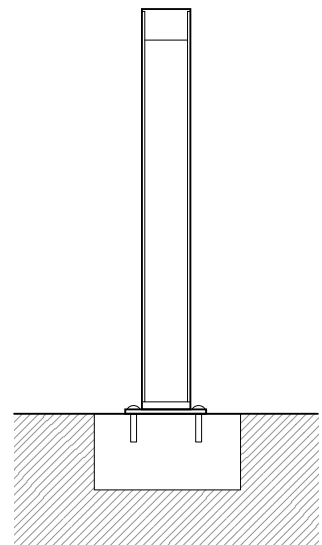
cod. F002Z020000



Option 3
Befestigungsbasis mit Dübel (nicht im
Lieferumfang enthalten) /
With base for bolts (not included)



cod. F002Z0100.A



Zefiro







Zefiro



Mid - Power Led

up to 14,5W

up to 1357 lm - 2700K/CRI 80

up to 1423 lm - 3000K/CRI 80

up to 1494 lm - 4000K/CRI 80

* Net lumen output

Ausführungen / Colours



01 White



06 Grey



12 Forest Green



18 Deep Brown



30 Black




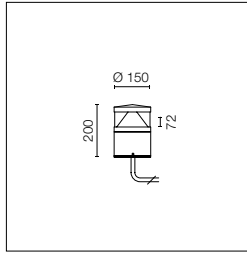
33 Anthracite

Beschreibung / Description

Bollard für Außenbereiche mit LED-Lichtquelle. Erhältlich in drei Höhen. Zylindrisches Gehäuse aus stranggepresstem Aluminium, Kopf aus Aluminiumdruckguss, transparenter und UV-stabilisierter Diffusor aus Polycarbonat. Die in der Haube integrierte Lichtquelle ermöglicht einen radialen und asymmetrischen, auf den Boden gerichteten Lichtaustritt, der mit dem lackierten, konischen Aluminiumreflektor kombiniert werden kann, um die direkte Rückstrahlung nach oben zu begrenzen. In verschiedenen Ausführungen erhältlich, mit doppelschichtiger Pulverbeschichtung und chemischer Oberflächenbehandlung, um eine hohe Korrosionsbeständigkeit zu gewährleisten. Der Bollard kann leicht auf jeder Art von Bodenoberfläche installiert werden, entweder direkt mit Bolzen oder mit Hilfe einer speziellen Befestigungsplatte und Schrauben, die die Leuchte fest im Boden verbinden. Die Befestigungsschrauben sind aus Edelstahl AISI 316L gefertigt.

Outdoor bollard with LED light source. Available in three heights. Cylindrical, extruded aluminium body, die-cast aluminium cap, polycarbonate, transparent and UV-stabilized diffuser. The light source integrated in the cap allows a radial and asymmetrical light emission oriented towards the base, which can be combined to the painted aluminium, conical reflector to contain the direct reflection upwards. Available in different finishes with a double layer coating and a chemical conversion surface treatment to guarantee high resistance to corrosion. The bollard can be easily installed on any kind of ground surface, directly with studs or through the dedicated fixing plate and bolts which solidly attach the luminaire to the ground. The fixing screws are made of AISI 316L stainless steel.

Zefiro 200



Inklusive LED-Quelle. Integrierte Stromversorgung 220-240V ON-OFF und dimmbar 1-10V oder DALI. Ausgestattet mit einem 1 m überstehenden Neoprenkabel und einem 2-Wege IP68 H2O Anschlussystem. Er kann auf jedem Boden mit Hilfe von Bolzen oder einer separat zu bestellenden, versenkten Befestigungsplatte mit Mörtel installiert werden.

LED source included. Integrated electric power supply 220-240V ON/OFF and adjustable light intensity from 1 to 10V or DALI. Equipped with a protruding, neoprene, one meter cable and a 2-way IP68 H2O connection system. It can be installed on any ground using studs or a recessed fixing plate with mortar, to be ordered separately.

Mid - Power Led: 14,5W - 1716 lm ≠ OUTPUT 1357 lm - 2700K/CRI 80 - 220±240V / 14,5W - 1845 lm ≠ OUTPUT 1423 lm - 3000K/CRI 80 - 220±240V / 14,5W - 1937 lm ≠ OUTPUT 1494 lm - 4000K/CRI 80 - 220±240V

2700K

Non Dimmable

- FA53201401
- FA53201406
- FA53201412
- FA53201418
- FA53201430
- FA53201433

1-10V

- FA53201401-310
- FA53201406-310
- FA53201412-310
- FA53201418-310
- FA53201430-310
- FA53201433-310

Dali

- FA53201401-300.A
- FA53201406-300.A
- FA53201412-300.A
- FA53201418-300.A
- FA53201430-300.A
- FA53201433-300.A

3000K

Non Dimmable

- FA53200301
- FA53200306
- FA53200312
- FA53200318
- FA53200330
- FA53200333

1-10V

- FA53200301-310
- FA53200306-310
- FA53200312-310
- FA53200318-310
- FA53200330-310
- FA53200333-310

Dali

- FA53200301-300.A
- FA53200306-300.A
- FA53200312-300.A
- FA53200318-300.A
- FA53200330-300.A
- FA53200333-300.A

4000K

Non Dimmable

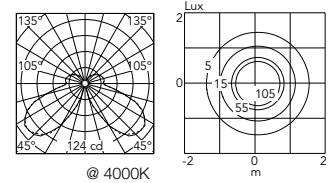
- FA53200201
- FA53200206
- FA53200212
- FA53200218
- FA53200230
- FA53200233

1-10V

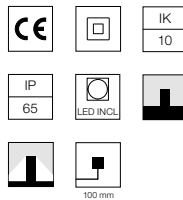
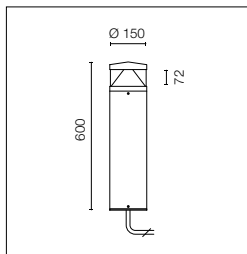
- FA53200201-310
- FA53200206-310
- FA53200212-310
- FA53200218-310
- FA53200230-310
- FA53200233-310

Dali

- FA53200201-300.A
- FA53200206-300.A
- FA53200212-300.A
- FA53200218-300.A
- FA53200230-300.A
- FA53200233-300.A



Zefiro 600



Inklusive LED-Quelle. Integrierte Stromversorgung 220-240V ON-OFF und dimmbar 1-10V oder DALI. Ausgestattet mit einem 1 m überstehenden Neoprenkabel und einem 2-Wege IP68 H2O Anschlussystem. Er kann auf jedem Boden mit Hilfe von Bolzen oder einer separat zu bestellenden, versenkten Befestigungsplatte mit Mörtel installiert werden. Mid-Night-Version auf Anfrage erhältlich.

LED source included. Integrated electric power supply 220-240V ON/OFF and adjustable light intensity from 1 to 10V or DALI. Equipped with a protruding, neoprene, one meter cable and a 2-way IP68 H2O connection system. It can be installed on any ground using studs or a recessed fixing plate with mortar, to be ordered separately. Mid-Night version available upon request.

Mid - Power Led: 14,5W - 1716 lm ≠ OUTPUT 1357 lm - 2700K/CRI 80 - 220±240V / 14,5W - 1845 lm ≠ OUTPUT 1423 lm - 2700K/CRI 80 - 220±240V / 14,5W - 1937 lm ≠ OUTPUT 1494 lm - 4000K/CRI 80 - 220±240V

2700K

Non Dimmable

- FA53201701
- FA53201706
- FA53201712
- FA53201718
- FA53201730
- FA53201733

1-10V

- FA53201701-310
- FA53201706-310
- FA53201712-310
- FA53201718-310
- FA53201730-310
- FA53201733-310

Dali

- FA53201701-300.A
- FA53201706-300.A
- FA53201712-300.A
- FA53201718-300.A
- FA53201730-300.A
- FA53201733-300.A

3000K

Non Dimmable

- FA53200601
- FA53200606
- FA53200612
- FA53200618
- FA53200630
- FA53200633

1-10V

- FA53200601-310
- FA53200606-310
- FA53200612-310
- FA53200618-310
- FA53200630-310
- FA53200633-310

Dali

- FA53200601-300.A
- FA53200606-300.A
- FA53200612-300.A
- FA53200618-300.A
- FA53200630-300.A
- FA53200633-300.A

4000K

Non Dimmable

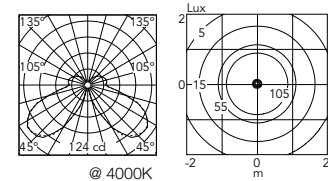
- FA53200501
- FA53200506
- FA53200512
- FA53200518
- FA53200530
- FA53200533

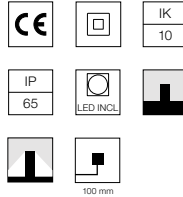
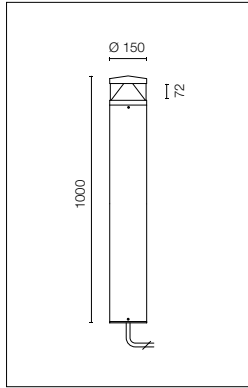
1-10V

- FA53200501-310
- FA53200506-310
- FA53200512-310
- FA53200518-310
- FA53200530-310
- FA53200533-310

Dali

- FA53200501-300.A
- FA53200506-300.A
- FA53200512-300.A
- FA53200518-300.A
- FA53200530-300.A
- FA53200533-300.A





Inklusive LED-Quelle. Integrierte Stromversorgung 220-240V ON-OFF und dimmbar 1-10V oder DALI. Ausgestattet mit einem 1 m überstehenden Neoprenkabel und einem 2-Wege IP68 H2O Anschlusssystem. Er kann auf jedem Boden mit Hilfe von Bolzen oder einer separat zu bestellenden, versenkten Befestigungsplatte mit Mörtel installiert werden. Mid-Night-Version auf Anfrage erhältlich.

LED source included. Integrated electric power supply 220-240V ON/OFF and adjustable light intensity from 1 to 10V or DALI. Equipped with a protruding, neoprene, one meter cable and a 2-way IP68 H2O connection system. It can be installed on any ground using studs or a recessed fixing plate with mortar, to be ordered separately. Mid-Night version available upon request.

Mid - Power Led: 14,5W - 1716 lm ≠ OUTPUT 1357 lm - 2700K/CRI 80 - 220÷240V / 14,5W - 1845 lm ≠ OUTPUT 1423 lm - 2700K/CRI 80 - 220÷240V / 14,5W - 1937 lm ≠ OUTPUT 1494 lm - 4000K/CRI 80 - 220÷240V

2700K

Non Dimmable

- FA53202001
- FA53202006
- FA53202012
- FA53202018
- FA53202030
- FA53202033
- 1-10V
- FA53202001-310
- FA53202006-310
- FA53202012-310
- FA53202018-310
- FA53202030-310
- FA53202033-310
- Dali
- FA53202001-300.A
- FA53202006-300.A
- FA53202012-300.A
- FA53202018-300.A
- FA53202030-300.A
- FA53202033-300.A

3000K

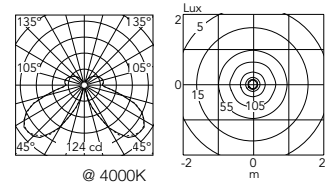
Non Dimmable

- FA53200901
- FA53200906
- FA53200912
- FA53200918
- FA53200930
- FA53200933
- 1-10V
- FA53200901-310
- FA53200906-310
- FA53200912-310
- FA53200918-310
- FA53200930-310
- FA53200933-310
- Dali
- FA53200901-300.A
- FA53200906-300.A
- FA53200912-300.A
- FA53200918-300.A
- FA53200930-300.A
- FA53200933-300.A

4000K

Non Dimmable

- FA53200801
- FA53200806
- FA53200812
- FA53200818
- FA53200830
- FA53200833
- 1-10V
- FA53200801-310
- FA53200806-310
- FA53200812-310
- FA53200818-310
- FA53200830-310
- FA53200833-310
- Dali
- FA53200801-300.A
- FA53200806-300.A
- FA53200812-300.A
- FA53200818-300.A
- FA53200830-300.A
- FA53200833-300.A

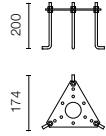


Zefiro: Zubehörteile / Accessories

Stiftschraubenplatte.

Base plate with bolt.

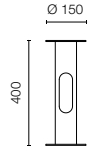
FA21



Hochbeständige Einbaudose zur Installation.

High resistance in-ground box for installation

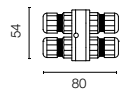
FA185.A



Verbindungssystem, IP68, 3/4-Wege-H₂O-Antikondensat, 4-polig, (ø5,5÷12mm Kabel).

3/4 way terminal block 4 poles IP68 H₂O Stop. (ø5,5÷12mm cable).

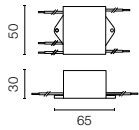
F990C010000



Überspannungsschutzgerät. 275 Vac. Maximaler Entladestrom 10KA (8 / 20µs). Maximaler Betriebsstrom 5A. Geeignet für Reihenschaltung. IP66.

Surge protection device. 275Vac. Maximum discharge current 10KA (8/20µs). Maximum operating current 5A. Suitable for series connection. IP66.

F990E00A000

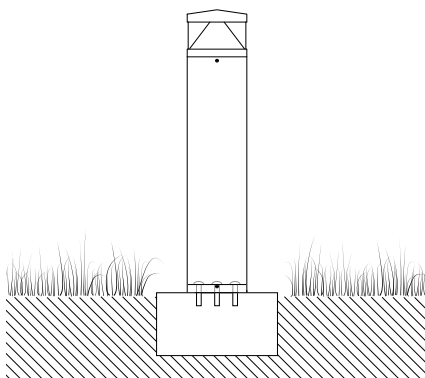


Richtige Befestigungsmethode

Bollard auf Sockel + Dübel befestigt.

Correct Fixing Method

Bollard fixed on plinth + plug.

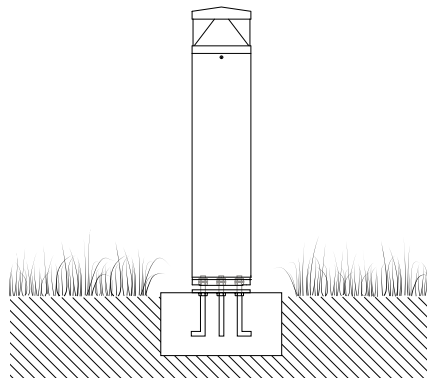


Richtige Befestigungsmethode

Bollard auf Sockel + Befestigungsbolzen befestigt.

Correct Fixing Method

Bollard fixed on plinth + fixing bolts.

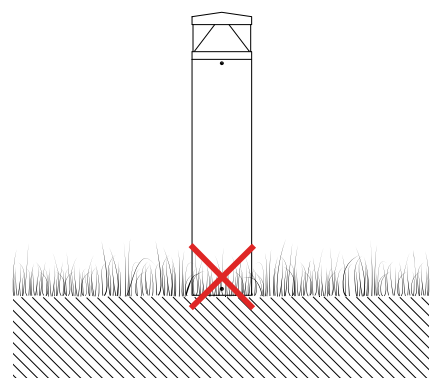


Falsche Befestigungsmethode

Bollard nicht direkt im Boden befestigen.

Incorrect Fixing Method

Do not fix the bollard directly on the ground.



I-Ron








Familie / Family

I-Ron



Power Led

up to 9W

up to 391 lm - 2700K/CRI 80

up to 420 lm - 3000K/CRI 80

up to 448 lm - 4000K/CRI 80

2200K available on request.

Ausführungen / Colours



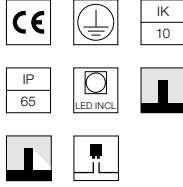
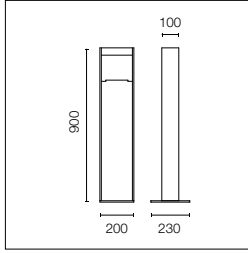
90 Zinc

I-Ron

Beschreibung / Description

Bollard für Außenbereiche mit feuerverzinkter IPE-Stahlstab-H-Rahmenstruktur für hohe Korrosionsbeständigkeit. Dank ihres einzigartigen Designs kann die Leuchte auch als fester architektonischer Bollard verwendet werden. Die LED-Lichtquelle befindet sich auf der Rückseite der Leuchte und ist durch einen mit Zink überzogenen Kunststoffdiffusor geschützt, der sich am oberen Teil der Leiste befindet. Die elektrischen Komponenten befinden sich auf der Rückseite der Leuchte. Der Bollard kann leicht auf jeder Art von Bodenoberfläche installiert werden, entweder direkt mit Bolzen oder mit Hilfe einer speziellen Befestigungsplatte und Schrauben, die die Leuchte fest im Boden verbinden. Die Befestigungsschrauben sind aus Edelstahl AISI 316L gefertigt.

Outdoor bollard with hot-dip zinc-coated IPE steel bar H-frame structure for high resistance to corrosion. Thanks to its unique design, the fixture can also be used as a fixed architectural bollard. The LED light source is located at the back of the fixture and is protected by a plastic diffuser covered by zinc, which is located on the upper part of the bar. The electric components are located at the back of the luminaire. The bollard can be easily installed on any kind of ground surface, directly with studs or through the dedicated fixing plate and bolts which solidly attach the luminaire to the ground. The fixing screws are made of AISI 316L stainless steel.



Inklusive LED-Quelle. Integrierte elektrische Stromversorgung 220-240 V ON/OFF. Ausgestattet mit zwei Kabelführungen aus Gummi (8\times13 mm Kabel) für Inlet-Outlet-Anschlüsse. Er kann auf jedem Boden mit Hilfe von Bolzen oder einer separat zu bestellenden, versenkten Befestigungsplatte mit Mörtel installiert werden.

LED source included. Integrated electric power supply 220-240V ON/OFF. Equipped with two rubber cable guides (8\times13mm cables) for inlet-outlet connections. It can be installed on any ground using studs or a recessed fixing plate with mortar, to be ordered separately.

2200K auf Anfrage erhältlich.

2200K available on request.

Power Led: 9W - 1011 lm \neq OUTPUT 391 lm - 2700K/CRI 80 - 220-240V / 9W - 1087 lm \neq OUTPUT 420 lm - 3000K/CRI 80 - 220-240V / 9W - 1162 lm \neq OUTPUT 448 lm - 4000K/CRI 80 - 220-240V

2700K

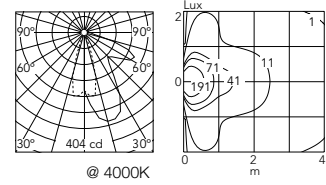
- FA1041060090

3000K

- FA1041040090

4000K

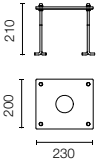
- FA1041970090



Stiftschraubenplatte.

Base plate with bolt.

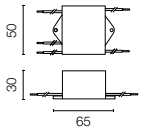
FA109



Überspannungsschutzgerät.
275 Vac. Maximaler
Entladestrom 10KA
(8 / 20us). Maximaler
Betriebsstrom 5A. Geeignet
für Reihenschaltung. IP66.

Surge protection device.
275Vac. Maximum discharge
current 10KA (8/20us).
Maximum operating current
5A. Suitable for series
connection. IP66.

F990E00A000

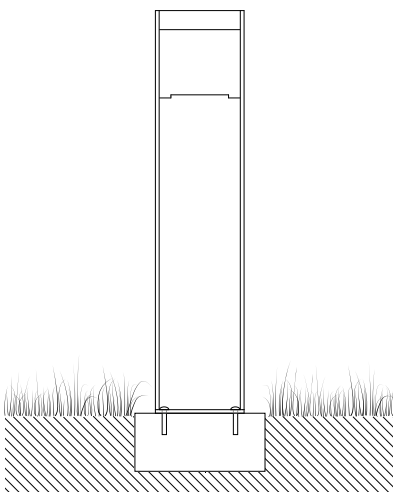


Richtige Befestigungsmethode

Bollard auf Sockel + Dübel befestigt.

Correct Fixing Method

Bollard fixed on plinth + plug.

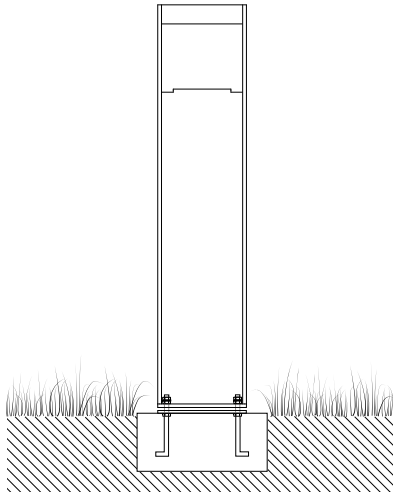


Richtige Befestigungsmethode

Bollard auf Sockel +
Befestigungsbolzen befestigt.

Correct Fixing Method

Bollard fixed on plinth + fixing bolts.

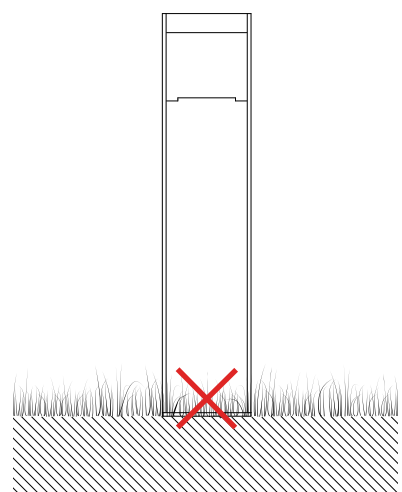


Falsche Befestigungsmethode

Bollard nicht direkt im Boden
befestigen.

Incorrect Fixing Method

Do not fix the bollard directly on the
ground.



Talia

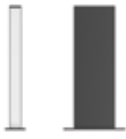






Familie / Family

Talia 360



Low - Power Led

up to 4W
up to 73 lm - 2700K/CRI 80
up to 73 lm - 3000K/CRI 80
up to 73 lm - 4000K/CRI 80
* Net lumen output

Low - Power Led

up to 7W
up to 2x73 lm - 2700K/CRI 80
up to 2x73 lm - 3000K/CRI 80
up to 2x73 lm - 4000K/CRI 80
* Net lumen output

Talia 560



Low - Power Led

up to 6W
up to 123 lm - 2700K/CRI 80
up to 123 lm - 3000K/CRI 80
up to 123 lm - 4000K/CRI 80
* Net lumen output

Low - Power Led

up to 11W
up to 2x123 lm - 2700K/CRI 80
up to 2x123 lm - 3000K/CRI 80
up to 2x123 lm - 4000K/CRI 80
* Net lumen output

Ausführungen / Colours



01 White



06 Grey



12 Forest Green



18 Deep Brown



30 Black

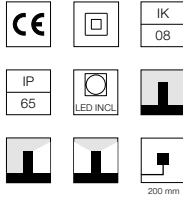
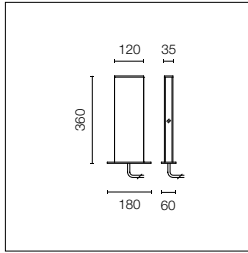


33 Anthracite

Beschreibung / Description

Bollard für Außenbereiche mit LED-Lichtquelle. Erhältlich in zwei Höhen und mit monodirektionalem oder bidirektionalem Lichtaustritt. Gehäuse aus stranggepresstem Aluminium. Deckel aus Aluminiumdruckguss. UV-stabilisierter, opaler Polycarbonat-Diffusor. Das lineare LED-Modul befindet sich in einem versiegelttransparenten Polycarbonatzylinder mit Ausgleichsventil. In verschiedenen Ausführungen erhältlich, mit doppelschichtiger Pulverbeschichtung und chemischer Oberflächenbehandlung, um eine hohe Korrosionsbeständigkeit zu gewährleisten. Der Bollard kann leicht auf jeder Art von Bodenoberfläche installiert werden, entweder direkt mit Bolzen oder mit Hilfe einer speziellen Befestigungsplatte und Schrauben, die die Leuchte fest im Boden verbinden. Die Befestigungsschrauben sind aus Edelstahl AISI 316L gefertigt.

Outdoor bollard with LED light source. Available in two heights and monodirectional or bidirectional light emission. Extruded aluminium body. Die-cast aluminium cap. UV-stabilized, opal polycarbonate diffuser. The linear LED module is housed in a sealed transparent polycarbonate cylinder with compensation valve. Available in different finishes with a double layer coating and a chemical conversion surface treatment to guarantee high resistance to corrosion. The bollard can be easily installed on any kind of ground surface, directly with studs or through the dedicated fixing plate and bolts which solidly attach the luminaire to the ground. The fixing screws are made of AISI 316L stainless steel.



Inklusive LED-Quelle. Integrierte elektrische Stromversorgung 220-240 V ON/OFF. Ausgestattet mit einem 2 m überstehenden Neoprenkabel und einem Set mit Crimpverbindern und selbstklebenden Schrumpfschläuchen, die die Dichtigkeit des Anschlusses garantieren. Er kann auf jedem Boden mit Hilfe von Bolzen oder einer separat zu bestellenden, versenkten Befestigungsplatte mit Mörtel installiert werden.

LED source included. Integrated electric power supply 220-240V ON/OFF. The luminaire is equipped with a protruding, neoprene, two meter cable and a wiring kit with crimp connectors and adhesive heat-shrink tubing guaranteeing the water tightness of the connection. It can be installed on any ground using studs or a recessed fixing plate with mortar, to be ordered separately.

Single Emission

Power Led: 4W - 216 lm ≠ OUTPUT 73 lm - 2700K/CRI 80 - 220÷240V / 4W - 216 lm ≠ OUTPUT 73 lm - 3000K / CRI 80 - 220÷240V / 4W - 216 lm ≠ OUTPUT 73 lm - 4000K/CRI 80 - 220÷240V

2700K

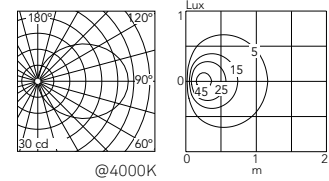
- FA50320601
- FA50320606
- FA50320612
- FA50320618
- FA50320630
- FA50320633

3000K

- FA50300601
- FA50300606
- FA50300612
- FA50300618
- FA50300630
- FA50300633

4000K

- FA50301101
- FA50301106
- FA50301112
- FA50301118
- FA50301130
- FA50301133



Double Emission

Power Led: 7W - 2x216 lm ≠ OUTPUT 2x73 lm - 2700K/CRI 80 - 220÷240V / 7W - 2x216 lm ≠ OUTPUT 2x73 lm - 4000K/CRI 80 - 220÷240V / 7W - 2x216 lm ≠ OUTPUT 2x73 lm - 4000K/CRI 80 - 220÷240V

2700K

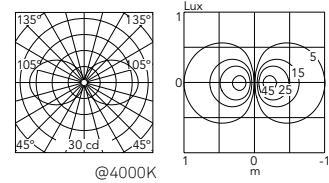
- FA50320801
- FA50320806
- FA50320812
- FA50320818
- FA50320830
- FA50320833

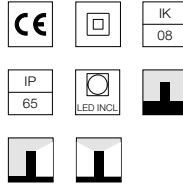
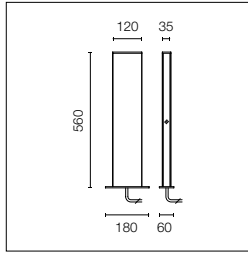
3000K

- FA50300801
- FA50300806
- FA50300812
- FA50300818
- FA50300830
- FA50300833

4000K

- FA50301201
- FA50301206
- FA50301212
- FA50301218
- FA50301230
- FA50301233





Inklusive LED-Quelle. Integrierte elektrische Stromversorgung 220-240 V ON/OFF. Ausgestattet mit einem 2 m überstehenden Neoprenkabel und einem Set mit Crimpverbindern und selbstklebenden Schrumpfschläuchen, die die Dichtigkeit des Anschlusses garantieren. Er kann auf jedem Boden mit Hilfe von Bolzen oder einer separat zu bestellenden, versenkten Befestigungsplatte mit Mörtel installiert werden.

LED source included. Integrated electric power supply 220-240V ON/OFF. The luminaire is equipped with a protruding, neoprene, two meter cable and a wiring kit with crimp connectors and adhesive heat-shrink tubing guaranteeing the water tightness of the connection. It can be installed on any ground using studs or a recessed fixing plate with mortar, to be ordered separately.

Single Emission

Power Led: 6W - 360 lm ≠ OUTPUT 123 lm - 2700K/CRI 80 - 220÷240V / 6W - 360 lm ≠ OUTPUT 123 lm - 3000K/CRI 80 - 220÷240V / 6W - 360 lm ≠ OUTPUT 123 lm - 4000K/CRI 80 - 220÷240V

2700K

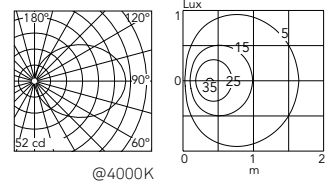
- FA50320201
- FA50320206
- FA50320212
- FA50320218
- FA50320230
- FA50320233

3000K

- FA50300201
- FA50300206
- FA50300212
- FA50300218
- FA50300230
- FA50300233

4000K

- FA50300901
- FA50300906
- FA50300912
- FA50300918
- FA50300930
- FA50300933



Double Emission

Power Led: 11W - 2x360 lm ≠ OUTPUT 2x123 lm - 2700K/CRI 80 - 220÷240V / 11W - 2x360 lm ≠ OUTPUT 2x123 lm - 3000K/CRI 80 - 220÷240V / 11W - 2x360 lm ≠ OUTPUT 2x123 lm - 4000K/CRI 80 - 220÷240V

2700K

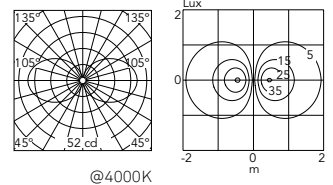
- FA50320401
- FA50320406
- FA50320412
- FA50320418
- FA50320430
- FA50320433

3000K


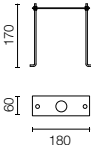

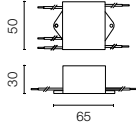

- FA50300401
- FA50300406
- FA50300412
- FA50300418
- FA50300430
- FA50300433

4000K

- FA50301001
- FA50301006
- FA50301012
- FA50301018
- FA50301030
- FA50301033



Talia: Zubehörteile / Accessories

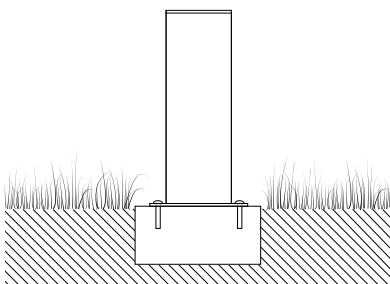
Stiftschraubenplatte.	Base plate with bolt.	FA139		
Überspannungsschutzgerät. 275 Vac. Maximaler Entladestrom 10KA (8 / 20µs). Maximaler Betriebsstrom 5A. Geeignet für Reihenschaltung. IP66.	Surge protection device. 275Vac. Maximum discharge current 10KA (8/20µs). Maximum operating current 5A. Suitable for series connection. IP66.	F990E00A000		
2-Wege-Klemmleiste 4-polig IP68. (ø7÷12mm Kabel).	2 way terminal block 4 poles IP68. (ø7÷12mm cable).	F990C040000		

Richtige Befestigungsmethode

Bollard auf Sockel + Dübel befestigt.

Correct Fixing Method

Bollard fixed on plinth + plug.

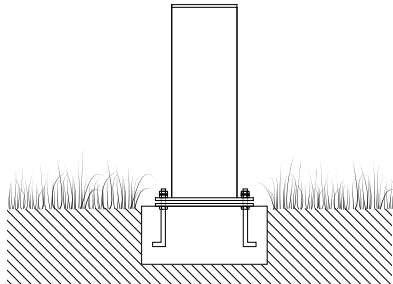


Richtige Befestigungsmethode

Bollard auf Sockel + Befestigungsbolzen befestigt.

Correct Fixing Method

Bollard fixed on plinth + fixing bolts.

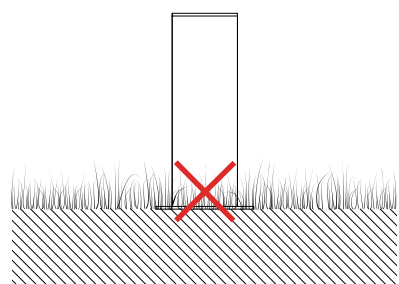


Falsche Befestigungsmethode

Bollard nicht direkt im Boden befestigen.

Incorrect Fixing Method

Do not fix the bollard directly on the ground.



Real Matter

Designed by Piero Lissoni





Real Matter



Familie / Family

Real Matter



Low - Power Led

3W

71 lm - 2700K/CRI 80

82 lm - 3000K/CRI 80

2200K available on request.

Ausführungen / Colours



44 Brushed Gold



47 Brushed Bronze



55 Brushed Stainless
Steel



66 Polished Copper

Beschreibung / Description

Gerät für den Außenbereich für die Wandeinbaumontage mit LED-Stromquelle.

Körper aus Edelstahl AISI 316L, der mit dem PVD-Verfahren behandelt wurde (physikalische Beschichtung aus der Dampfphase). Dank dieser innovativen Behandlung werden die Oberflächen von Real Matter nach dem Politur- und Bürstverfahren entsprechend der gewählten Feinbearbeitung mit einem dünnen Film aus Metallen wie Zirkonium oder Titan bedeckt, der in Kombination mit dem Stahl auf Molekularebene die Widerstandsfähigkeit gegenüber mechanischen und witterungsbedingten Einflüssen verbessert.

Diffusor aus Polycarbonat, UV-beständig.

Das Gerät wird mit zwei 200 mm langen Ausgangsstromkabeln und einer Ausrüstung für einen dichten Anschluss IP bereitgestellt. Hierbei muss ein Einbaugehäuse verwendet werden, das separat zu bestellen ist.

Die 24V-Stromversorgung kann entfernt installiert oder auf der Rückseite der Leuchte in der Box zur Installation untergebracht werden.

3 Produktversionen abhängig vom Montagetyp verfügbar:

- in Mauerwerk oder Beton mit entsprechendem Einbaugehäuse.
- in Gipskartonwand mit entsprechenden Federn.
- in Mauerwerk oder Beton ohne Einbaugehäuse: das Gerät wird direkt auf der Oberfläche angeklebt.

Luminaire for outdoor use for built-in installation on the wall with LED light source.

Body made of stainless steel AISI 316L treated with the PVD process (Physical Vapour Deposition). Thanks to this innovative treatment, after the polishing or brushing process, according to the finishing choice, the surfaces of Real Matter are coated with a thin film of metals such as zirconium and titanium which, combining with the steel at the molecular level, increase the characteristics of resistance to both mechanical and to atmospheric agents, allowing the realization of elegant and durable finishings.

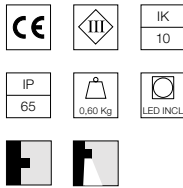
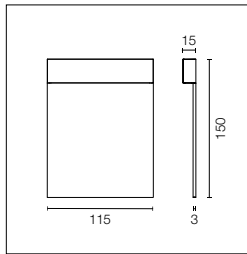
UV-stabilized polycarbonate diffuser.

The luminaire is provided with two L 200 mm length outgoing power cables and with a kit for the hermetic IP connection. It is necessary to use an installation box, to be ordered separately.

24V power supply may be installed remotely or housed at the back of the luminaire in the box for installation.

3 version available select the model suitable for your type of installation:

- in concrete surface with recessed box to.
- in plasterboard surface supplied with springs.
- on solid surface no recessed box needed, the fixtures is directly glued on the surface.



Externe Stromversorgung 24 V muss separat bestellt werden. Das Gerät wird mit zwei Stromkabeln (200 mm) und einem IP-Anschlusskit geliefert. Produkt in 3 Versionen verfügbar (wählen Sie den für Ihren Installationstyp geeigneten Code):

- in Mauerwerk oder Beton mit entsprechendem Einbaugehäuse, das separat zu bestellen ist.
- in Gipskartonwand mit entsprechenden, im Lieferumfang enthaltenen Federn (Zwischenwandstärke: min. 5 mm, max. 20 mm).
- in Mauerwerk oder Beton ohne Einbaugehäuse: das Gerät wird direkt auf der Oberfläche angeklebt (die Art des Klebers ist vom Installateur basierend auf dem Oberflächenmaterial auszuwählen).

Remote power supply 24V to be separately ordered. The fixture is prewired with 200mm cable and an IP connection kit. 3 version available (select the model suitable for your type of installation):

- in concrete surface with recessed box to be ordered separately.
- in plasterboard surface (surface thickness min 5mm-max20mm) model supplied with springs.
- on solid surface no recessed box needed, the fixtures is directly glued on the surface (type of gluing to be select by the operator based on the type of surface).

2200K auf Anfrage erhältlich.

2200K available on request.

Low-Power Led: 3W - 180 lm ≠ FIXT 71 lm - 2700K/CRI 80 - 24V / 3W - 200 lm ≠ FIXT 82 lm - 3000K/CRI 80 - 24V

2700K

Einbau in Mauerwerk mit Einbaugehäuse/
Installation in masonry with box for installation

- F5960044
- F5960047
- F5960055
- F5960066

3000K

- F5961044
- F5961047
- F5961055
- F5961066

Einbau in Gipskartonplattenwand (min 5mm - max 20mm)/
Installation in plasterboard wall

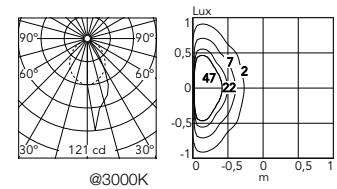
- F5980044
- F5980047
- F5980055
- F5980066

- F5981044
- F5981047
- F5981055
- F5981066

Einbau in Mauerwerk ohne Einbaugehäuse/
Installation in masonry without box for installation

- F5970044
- F5970047
- F5970055
- F5970066

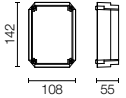
- F5971044
- F5971047
- F5971055
- F5971066



Installationsgehäuse für Mauerwerk oder Betonwand.

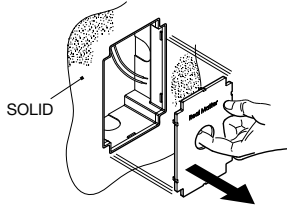
Box for installation for masonry or concrete wall.

F5962000



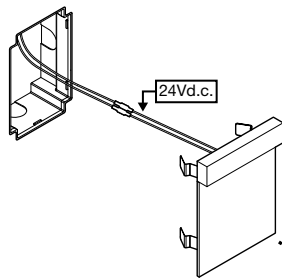
Einbau in Mauerwerk mit Einbaugehäuse / Installation in Masonry with Box for Installation

einbaugehäuse mit Montagefläche bündig flush with the installation surface



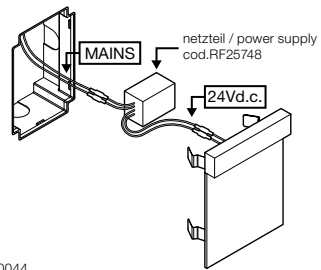
einbaugehäuse / box for installation cod.F5962000

verkabelung mit externer Stromversorgung wiring with remote power supply

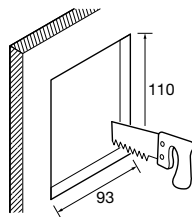


cod.F5960044

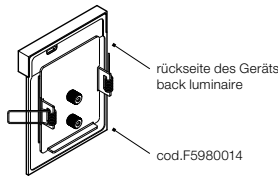
optional / optional verkabelung mit Netzteil / wiring with power supply cod.RF25748



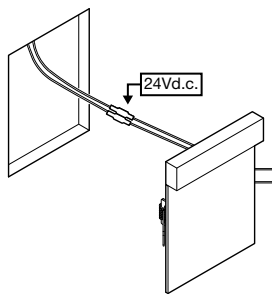
Einbau in Gipskartonplattenwand / Installation in Plasterboard Wall



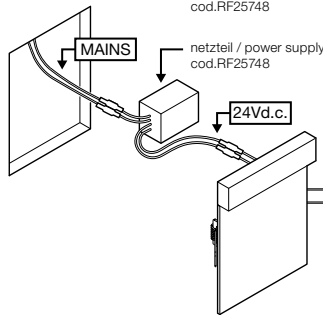
min 5 - max 20



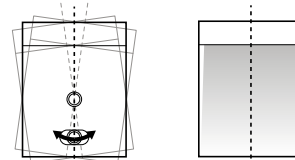
verkabelung mit externer Stromversorgung wiring with remote power supply



optional / optional verkabelung mit Netzteil / wiring with power supply cod.RF25748

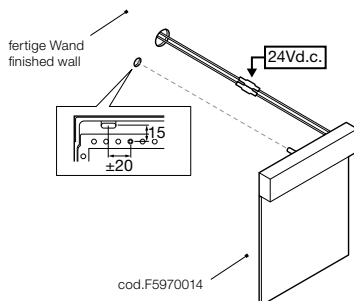


richtige Positionierung der Abdeckung cover correct positioning



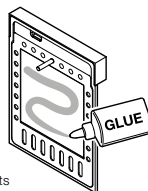
einstellbar / adjustable

Einbau in Mauerwerk ohne Einbaugehäuse / Installation in Masonry without Box for Installation

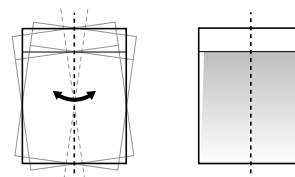


cod.F5970014

rückseite des Geräts back luminaire


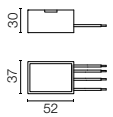

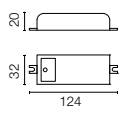

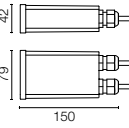

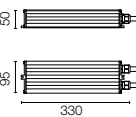

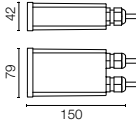

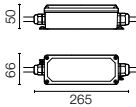

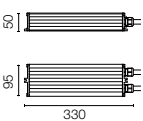


richtige Positionierung der Abdeckung cover correct positioning



einstellbar / adjustable

Real Matter: Treiber / Drivers

Netzgerät für 24Vdc 8W / 110-240V IP65 Klasse II selv.	Power supply 24Vdc 8W / 110-240V IP65 Class II selv.	*RF25748		
Kann in Einbaugehäuse F5962000 untergebracht werden.	It can be housed in installation box F5962000.			
Netzgerät für den Feinbau 24Vdc 10W / 110-240V IP20 Klasse II selv.	Power supply for remote installation 24Vdc 10W / 110-240V IP20 Class II selv.	*RF25747		
Netzgerät für den Feinbau 24Vdc 20W / 220-240V IP67 Klasse II selv.	Power supply for remote installation 24Vdc 20W / 220-240V IP67 Class II selv.	*RF25752		
Netzgerät für den Feinbau 24Vdc 50W / 120-240V IP67 Klasse II selv.	Power supply for remote installation 24Vdc 50W / 120-240V IP67 Class II selv.	*RF25755		
Netzgerät 24Vdc 35W / 120-270V IP67 Klasse II selv.	Power supply 24Vdc 35W / 120-270V IP67 Class II selv.	*F990B23AZ00		
Netzgerät für den Feinbau 24Vdc 70W / 220-240V IP67 Klasse II selv.	Power supply for remote installation 24Vdc 70W / 220-240V IP67 Class II selv.	*RF25749		
Netzgerät für den Feinbau 24Vdc 96W / 120-240V IP67 Klasse II selv.	Power supply for remote installation 24Vdc 96W / 120-240V IP67 Class II selv.	*RF25756		

* Maximale Leuchten pro Stromversorgung / Maximum number of luminaires per power supply.

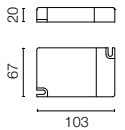
Maximale Leuchten pro Stromversorgung (220÷240 V). Diese Angaben müssen unter Berücksichtigung der spezifischen Installationsbedingungen überprüft werden.	Maximum number of luminaires per power supply. (220÷240 V). These data must be checked taking into account the specific installation conditions.	Acc.	RF25748	2
		Acc.	RF25747	3
		Acc.	RF25757	3
		Acc.	RF25752	5
		Acc.	F990B23AZ00	9
		Acc.	RF25755	13
		Acc.	RF25749	19
		Acc.	RF25756	27

Real Matter: Treiber / Drivers

Netzgerät für den Ferneinbau
24Vdc 17W /N110-240V
(15W@110V) IP20 Klasse II
selv.

Power supply for remote
installation 24Vdc 17W /
110-240V (15W@110V) IP20
Class II selv.

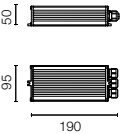
*RF25750
Dimmable 1-10V



Netzgerät für den Ferneinbau
24Vdc 20W / 110-240Vdc
(15W@110V) IP67 Klasse II
selv.

Power supply for remote
installation 24Vdc 20W /
110-240Vdc (15W@110V) IP67
Class II selv.

*RF26387.A
Dimmable DALI



* Maximale Leuchten pro Stromversorgung / Maximum number of luminaires per power supply.

Maximale Leuchten pro
Stromversorgung (220÷240
V). Diese Angaben müssen
unter Berücksichtigung der
spezifischen Installationsbed-
ingungen überprüft werden.

Maximum number of
luminaires per power supply.
(220÷240 V). These data must
be checked taking into ac-
count the specific installation
conditions.

Acc. RF25750	4
Acc. RF26387.A	5

My Way

Designed by Piero Lissoni







Familie / Family

My Way 110 x 100



Mid - Power Led

5W

188 lm - 2700K/CRI 80

211 lm - 3000K/CRI 80

221 lm - 4000K/CRI 80

My Way 110 x 200



Mid - Power Led

13W

657 lm - 2700K/CRI 80

763 lm - 3000K/CRI 80

801 lm - 4000K/CRI 80

My Way 210 x 200



Mid - Power Led

13W

669 lm - 2700K/CRI 80

777 lm - 3000K/CRI 80

817 lm - 4000K/CRI 80

Ausführungen / Colours



01 White



06 Grey



12 Forest Green



18 Deep Brown



30 Black



33 Anthracite

Beschreibung / Description

Gerät für den Außenbereich für die Wandeinbaumontage mit LED-Stromquelle.

Druckgegossener Aluminiumkörper EN AB-47100 (kupferarm).

Beschichtung mit hoher Beständigkeit: Nach einer Sandstrahlungsbehandlung aller Bestandteile, damit die Oberfläche porös wird und eine bessere Haftung des Lacks gewährleistet wird, wird die Außenbeschichtung mit einer doppelten Pulverbeschichtung entsprechend dem QUALICOAT-Standard angewendet. Die erste Epoxid-Pulverschicht bietet eine chemische und mechanische Widerstandsfähigkeit, die zweite Pulverenschicht aus Polyester stellt die Beständigkeit gegenüber UV-Strahlen und Witterungseinflüssen sicher.

Die lackierten Oberflächen werden mit basen- und säurehaltigen Reinigungen behandelt, mit entmineralisiertem Wasser gespült und einer Behandlung zur chemischen Konversion unterzogen, um den Oxydationsschutz zu gewährleisten.

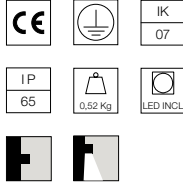
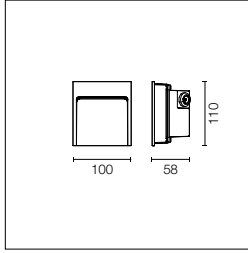
Diffusor aus satiniertem Polycarbonat, UV-beständig, mit dem Kopf des Produkts festgeklebt, um die Wasserfestigkeit zu gewährleisten.

Luminaire for outdoor use for built-in installation on the wall with LED light source.

Aluminum die-cast body EN AB-47100 (low copper content). High-resistance coating: after a sandblasting treatment of all components to make the surface porous and ensure a greater adhesion of the paint, the external coating is applied with a double layer with epoxy powders according to the QUALICOAT standard. The first layer of epoxy powder gives chemical and mechanical resistance, the second finishing layer of polyester powder ensures resistance to UV rays and atmospheric agents.

The painted surfaces are treated with alkaline and acidic washes, then rinsed with demineralized water, subjected to a chemical conversion treatment to protect against oxidation. Frosted polycarbonate diffuser, UV-stabilised, glued to the head of the product to ensure a watertight seal.

My Way 110x100



Stromquelle 110/240 V integriert. Mit einem 120-mm-Ausgangskabelteil aus Neopren und einem auf dem Kabel IP67 befindlichen Anschlussystem ausgestattet.
Dimmbare Version auf Anfrage.

Integrated 110/240V power supply. Supplied with a 120 mm length outgoing neoprene cable and IP67 cable connection system.
Dimmable version on request.

Mid-Power Led: 5W - 421 lm ≠ FIXT 188 lm - 2700K/CRI 80 - 100-240V / 5W - 490 lm ≠ FIXT 211 lm - 3000K/CRI 80 - 100-240V / 5W - 514 lm ≠ FIXT 221 lm - 4000K/CRI 80 - 100-240V

2700K

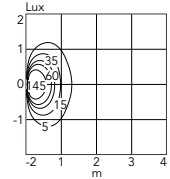
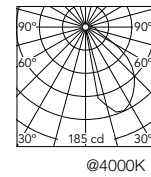
- F4350001
- F4350006
- F4350012
- F4350018
- F4350030
- F4350033

3000K

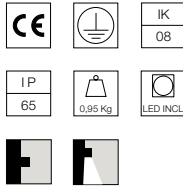
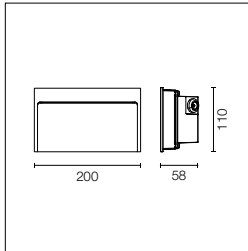
- F4351001
- F4351006
- F4351012
- F4351018
- F4351030
- F4351033

4000K

- F4352001
- F4352006
- F4352012
- F4352018
- F4352030
- F4352033



My Way 110x200



Stromquelle 220/240 V integriert. Mit einem 120-mm-Ausgangskabelteil aus Neopren und einem auf dem Kabel IP67 befindlichen Anschlussystem ausgestattet.

Integrated 220/240V power supply. Supplied with a 120 mm length outgoing neoprene cable and IP67 cable connection system.

Mid-Power Led: 13W - 1357 lm ≠ FIXT 657 lm - 2700K/CRI 80 - 220-240V / 13W - 1577 lm ≠ FIXT 763 lm - 3000K/CRI 80 - 220-240V / 13W - 1656 lm ≠ FIXT 801 lm - 4000K/CRI 80 - 220-240V

2700K

Non Dimmable

- F4353001
- F4353006
- F4353012
- F4353018
- F4353030
- F4353033

1-10V

- F4353001-310
- F4353006-310
- F4353012-310
- F4353018-310
- F4353030-310
- F4353033-310

Dali

- F4353001-300
- F4353006-300
- F4353012-300
- F4353018-300
- F4353030-300
- F4353033-300

3000K

Non Dimmable

- F4354001
- F4354006
- F4354012
- F4354018
- F4354030
- F4354033

1-10V

- F4354001-310
- F4354006-310
- F4354012-310
- F4354018-310
- F4354030-310
- F4354033-310

Dali

- F4354001-300
- F4354006-300
- F4354012-300
- F4354018-300
- F4354030-300
- F4354033-300

4000K

Non Dimmable

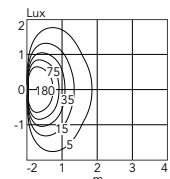
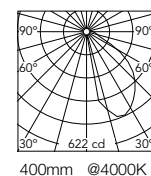
- F4355001
- F4355006
- F4355012
- F4355018
- F4355030
- F4355033

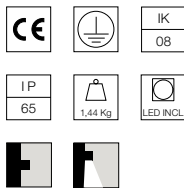
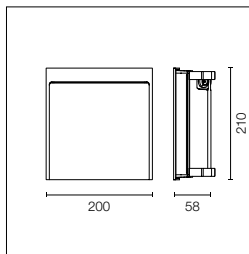
1-10V

- F4355001-310
- F4355006-310
- F4355012-310
- F4355018-310
- F4355030-310
- F4355033-310

Dali

- F4355001-300
- F4355006-300
- F4355012-300
- F4355018-300
- F4355030-300
- F4355033-300





Stromquelle 220/240 V integriert. Mit einer doppelten Kabelverschraubung aus Kunststoffmaterial mit Kabelquerschnitten von 7,5 < ϕ < 9,5 mm ausgestattet.

Integrated 220/240V power supply. Supplied with a double length in plastic material for 7.5< ϕ <9.5 mm section cables.

Mid-Power Led: 13W - 1357 lm \neq FIXT 669 lm - 2700K/CRI 80 - 220-240V / 13W - 1577 lm \neq FIXT 777 lm - 3000K/CRI 80 - 220-240V / 13W - 1656 lm \neq FIXT 817 lm - 4000K/CRI 80 - 220-240V

2700K

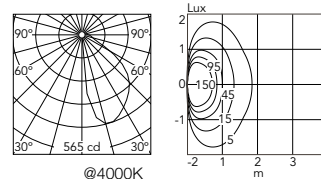
- Non Dimmable
- F4356001
- F4356006
- F4356012
- F4356018
- F4356030
- F4356033
- 1-10V
- F4356001-310
- F4356006-310
- F4356012-310
- F4356018-310
- F4356030-310
- F4356033-310
- Dali
- F4356001-300
- F4356006-300
- F4356012-300
- F4356018-300
- F4356030-300
- F4356033-300

3000K

- Non Dimmable
- F4357001
- F4357006
- F4357012
- F4357018
- F4357030
- F4357033
- 1-10V
- F4357001-310
- F4357006-310
- F4357012-310
- F4357018-310
- F4357030-310
- F4357033-310
- Dali
- F4357001-300
- F4357006-300
- F4357012-300
- F4357018-300
- F4357030-300
- F4357033-300

4000K

- Non Dimmable
- F4358001
- F4358006
- F4358012
- F4358018
- F4358030
- F4358033
- 1-10V
- F4358001-310
- F4358006-310
- F4358012-310
- F4358018-310
- F4358030-310
- F4358033-310
- Dali
- F4358001-300
- F4358006-300
- F4358012-300
- F4358018-300
- F4358030-300
- F4358033-300



My Way: Zubehörteile / Accessories


Einbaugehäuse.	Box for installation.	My Way 100x110 F4301000		
Einbaugehäuse.	Box for installation.	My Way 200x110 F4302000		
Einbaugehäuse.	Box for installation.	My Way 200x210 F4303000		
Verbindungssystem, IP68, 2-Wege-H2O-Antikondensat, 4-polig, (ϕ 5,5÷12mm Kabel).	2 way terminal block 4 poles IP68 H2O Stop. (ϕ 5,5÷12mm cable).	F990C00A000		
Überspannungsschutzgerät. 275 Vac. Maximaler Entladestrom 10KA (8 / 20us). Maximaler Betriebsstrom 5A. Geeignet für Reihenschaltung. IP66.	Surge protection device. 275Vac. Maximum discharge current 10KA (8/20us). Maximum operating current 5A. Suitable for series connection. IP66.	F990E00A000		

Camouflage

Designed by Piero Lissoni







Camouflage

Familie / Family

Camouflage 140



Mid - Power Led

8W

474 lm - 2700K/CRI 80

551 lm - 3000K/CRI 80

579 lm - 4000K/CRI 80

Camouflage 240



Mid - Power Led


12W

773 lm - 2700K/CRI 80

898 lm - 3000K/CRI 80

944 lm - 4000K/CRI 80

Ausführungen / Colours



00 Primer



01 White



06 Grey



12 Forest Green



18 Deep Brown



30 Black



33 Anthracite

Camouflage Stone



87 Basaltina Stone



89 Concrete



90 Crema d'Orcia Stone

Produktkollektion für den Außenbereich, für die Wandmontage mit LED-Lichtquelle. Kühlkörper aus Aluminium mit Diffusor aus transparentem Polycarbonat.

Die Feinbearbeitungen Stein Crema d'Orcia und Basaltina-Stein werden hergestellt, indem eine Steinscheibe, die mittels mechanischer Verarbeitung aus einem einzigen Stück gefertigt wird, durch einen äußerst beständigen Klebstoff befestigt wird.

Die Betonfeinbearbeitung wird realisiert, indem ein Einkomponenten-Klebstoff mit hoher Widerstandsfähigkeit mit einer Scheibe befestigt wird, die aus Gussbeton hergestellt und mit Glasfaser verstärkt wird. Die Grundierungsversion wird nach der Montage mit gewöhnlichen Farbgebungen auf Wasserbasis lackiert (Tempera, Stuckarbeiten, Lacke auf Wasserbasis), um die beste Homogenität mit der Architektur zu erzielen. Die Versionen aus Aluminium werden mit einer äußerst beständigen Beschichtung veredelt: Nach einer Sandstrahlungsbehandlung aller Bestandteile, damit die Oberfläche porös wird und eine bessere Haftung des Lacks gewährleistet wird, wird die Außenbeschichtung mit einer doppelten Pulverbeschichtung entsprechend dem QUALICOAT-Standard angewendet. Die erste Epoxid-Pulverschicht bietet eine chemische und mechanische Widerstandsfähigkeit, die zweite Pulverendschicht aus Polyester stellt die Beständigkeit gegenüber UV-Strahlen und Witterungseinflüssen sicher.

Die lackierten Oberflächen werden mit basen- und säurehaltigen Reinigungen behandelt, mit entmineralisiertem Wasser gespült und einer Behandlung zur chemischen Konversion unterzogen, um den Oxydationsschutz zu gewährleisten. Nach vorheriger kommerzieller und technischer Beurteilung können auf Anfrage personalisierte Versionen mit anderen Materialien umgesetzt werden.

Collection of products for outdoor use, for wall installation with LED light source

Dissipating aluminum body with diffuser in transparent polycarbonate.

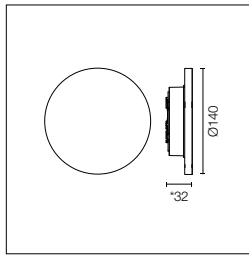
The Crema d'Orcia and Basaltina stone finishes are made by fastening high-strength, high-resistance adhesive to a stone plate created by means of mechanical machining from a solid block.

The concrete finishing is made by fastening a poured cement plate reinforced with fiberglass using a single component high strength, high-resistance adhesive. The Primer version is painted after installation with normal water-based colors (tempera, stucco, water-based paints) to ensure maximum uniformity with the architecture.

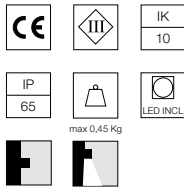
The aluminum versions are finished with a high-resistance coating: after a sandblasting treatment of all components to make the surface porous and ensure a greater adhesion of the paint, the external coating is applied with a double layer with epoxy powders according to the QUALICOAT standard. The first layer of epoxy powder gives chemical and mechanical resistance, the second finishing layer of polyester powder ensures resistance to UV rays and atmospheric agents.

The painted surfaces are treated with alkaline and acidic washes, then rinsed with demineralized water, subjected to a chemical conversion treatment to protect against oxidation. Upon commercial and technical evaluation, it is possible to create customized versions with other materials on request.

Camouflage 140



*Concrete, crema d'orcio, basaltina H = 35 mm.



24V Fernspeisung ist separat zu bestellen. Umfasst ein 100-mm-Stromkabel. Der Treiber kann ferninstalliert werden (Einbauehäuse nicht notwendig) oder an der Rückseite des Geräts durch ein optionales Einbauehäuse untergebracht werden.

24V remote power supply to be ordered separately. Includes power cable of 100 mm. The power supply can be installed remotely (installation box not required) or housed at the back of the luminaire in the optional installation box.

Mid-Power Led: 8W - 786 lm ≠ FIXT 474 lm - 2700K/CRI 80 - 24V / 8W - 913 lm ≠ FIXT 551 lm - 3000K/CRI 80 - 24V / 8W - 960 lm ≠ FIXT 579 lm - 4000K/CRI 80 - 24V

2700K

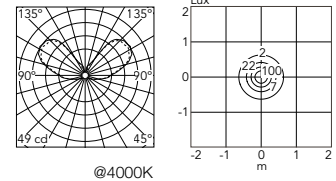
- F1310000
- F1310001
- F1310006
- F1310012
- F1310018
- F1310030
- F1310033
- F1310087
- F1310089
- F1310090

3000K

- F1311000
- F1311001
- F1311006
- F1311012
- F1311018
- F1311030
- F1311033
- F1311087
- F1311089
- F1311090

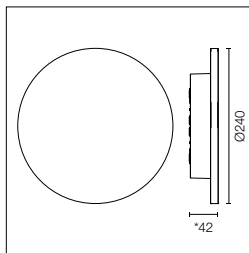
4000K

- F1312000
- F1312001
- F1312006
- F1312012
- F1312018
- F1312030
- F1312033
- F1312087
- F1312089
- F1312090

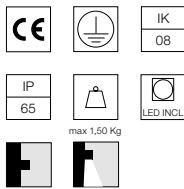


Dimmable 1-10V with code RF25750
Dimmable Dali with code RF26387.A

Camouflage 240



*Concrete, crema d'orcio, basaltina H = 48 mm.



Stromquelle 220/240V integriert. Mit einem 1.000-mm-Ausgangskabelteil aus Neopren ausgestattet. 110-V-Version auf Anfrage.

Integrated 220/240V power supply. Supplied with a 1000 mm length outgoing neoprene cable. Version 110V upon request.

Mid-Power Led: 12W - 1281 lm ≠ FIXT 773 lm - 2700K/CRI 80 - 220-240V / 12W - 1488 lm ≠ FIXT 898 lm - 3000K/CRI 80 - 220-240V / 12W - 1563 lm ≠ FIXT 944 lm - 4000K/CRI 80 - 220-240V

2700K

Non Dimmable

- F1315000
- F1315001
- F1315006
- F1315012
- F1315018
- F1315030
- F1315033
- F1315087
- F1315089
- F1315090
- 1-10V
- F1315000-310
- F1315001-310
- F1315006-310
- F1315012-310
- F1315018-310
- F1315030-310
- F1315033-310
- F1315087-310
- F1315089-310
- F1315090-310
- Dali
- F1315000-300
- F1315001-300
- F1315006-300
- F1315012-300
- F1315018-300
- F1315030-300
- F1315033-300
- F1315087-300
- F1315089-300
- F1315090-300

3000K

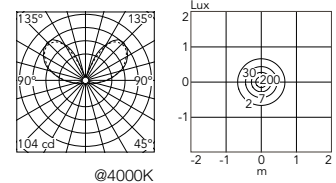
Non Dimmable

- F1316000
- F1316001
- F1316006
- F1316012
- F1316018
- F1316030
- F1316033
- F1316087
- F1316089
- F1316090
- 1-10V
- F1316000-310
- F1316001-310
- F1316006-310
- F1316012-310
- F1316018-310
- F1316030-310
- F1316033-310
- F1316087-310
- F1316089-310
- F1316090-310
- Dali
- F1316000-300
- F1316001-300
- F1316006-300
- F1316012-300
- F1316018-300
- F1316030-300
- F1316033-300
- F1316087-300
- F1316089-300
- F1316090-300

4000K

Non Dimmable

- F1317000
- F1317001
- F1317006
- F1317012
- F1317018
- F1317030
- F1317033
- F1317087
- F1317089
- F1317090
- 1-10V
- F1317000-310
- F1317001-310
- F1317006-310
- F1317012-310
- F1317018-310
- F1317030-310
- F1317033-310
- F1317087-310
- F1317089-310
- F1317090-310
- Dali
- F1317000-300
- F1317001-300
- F1317006-300
- F1317012-300
- F1317018-300
- F1317030-300
- F1317033-300
- F1317087-300
- F1317089-300
- F1317090-300




Camouflage 140: Zubehörteile / Accessories

Überspannungsschutzgerät.
275 Vac. Maximaler
Entladestrom 10kA
(8 / 20us). Maximaler
Betriebsstrom 5A. Geeignet
für Reihenschaltung. IP66.

Surge protection device.
275Vac. Maximum discharge
current 10kA (8/20us).
Maximum operating current
5A. Suitable for series
connection. IP66.

F990E00A000



Einbaugehäuse.

Box for installation.


F1318000



Wandmontage / Installation on Wall

Option 1

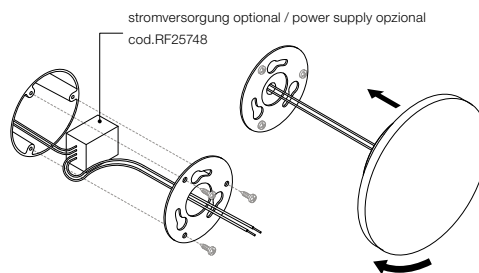
Ohne Einbaugehäuse / Surface installation



externe Stromversorgung 24 Vdc
remote power supply 24Vdc

Option 2

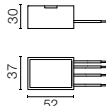

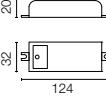

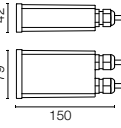

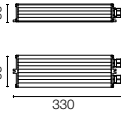

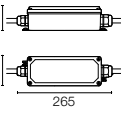

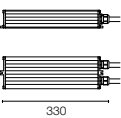



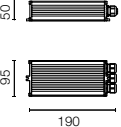
Mit Einbaugehäuse / Recessed box installation



einbaugehäuse mit der Wand bündig
flush with the installation surface

einbaugehäuse / instllation box
cod.F1318000

Camouflage: Treiber / Drivers

Netzgerät für den Feinbau 24Vdc 8W 110-240V IP65 Klasse II selv.	Power supply for remote installation 24Vdc 8W / 110- 240V IP65 Class II selv.	*RF25748		
Kann in Einbaugeschäse F1318000 untergebracht werden.	It can be housed in installation box F1318000.			
Netzgerät für den Feinbau 24Vdc 10W / 110-240V IP20 Klasse II selv.	Power supply for remote installation 24Vdc 10W / 110- 240V IP20 Class II selv.	*RF25747		
Netzgerät für den Feinbau 24Vdc 20W / 220- 240V IP67 Klasse II selv.	Power supply for remote installation 24Vdc 20W / 220- 240V IP67 Class II selv.	*RF25752		
Netzgerät 24Vdc 35W / 120- 270V IP67 Klasse II selv.	Power supply 24Vdc 35W / 120-270V IP67 Class II selv.	*F990B23AZ00		
Netzgerät für den Feinbau 24Vdc 50W / 120-240V IP67 Klasse II selv.	Power supply for remote installation 24Vdc 50W / 120- 240V IP67 Class II selv.	*RF25755		
Netzgerät für den Feinbau 24Vdc 70W / 220-240V IP67 Klasse II selv.	Power supply for remote installation 24Vdc 70W / 220- 240V IP67 Class II selv.	*RF25749		
Netzgerät für den Feinbau 24Vdc 96W / 120-240V IP67 Klasse II selv.	Power supply for remote installation 24Vdc 96W / 120- 240V IP67 Class II selv.	*RF25756		
Netzgerät für den Feinbau 24Vdc 17W /N110-240V (15W@110V) IP20 Klasse II selv.	Power supply for remote installation 24Vdc 17W / 110-240V (15W@110V) IP20 Class II selv.	*RF25750  Dimmable 1-10V		
Netzgerät für den Feinbau 24Vdc 20W / 110-240Vdc (15W@110V) IP67 Klasse II selv.	Power supply for remote installation 24Vdc 20W / 110-240Vdc (15W@110V) IP67 Class II selv.	*RF26387.A  Dimmable DALI		

* Maximale Leuchten pro Stromversorgung / Maximum number of luminaires per power supply.

Maximale Leuchten pro
Stromversorgung (220± 240
V). Diese Angaben müssen
unter Berücksichtigung der
spezifischen Installationsbed-
ingungen überprüft werden.

Maximum number of
luminaires per power supply.
(220±240 V). These data must
be checked taking into ac-
count the specific installation
conditions.

Acc. RF25748	1
Acc. RF25747	1
Acc. RF25757	1
Acc. RF25752	2
Acc. F990B23AZ00	3

Acc. RF25755	5
Acc. RF25749	7
Acc. RF25756	9
Acc. RF25750	2
Acc. RF26387.A	2

Climber

Designed by Piero Lissoni







Climber

Familie / Family

Climber 87



Down Power Led

7W
387 lm - 2700K/CRI 80
419 lm - 3000K/CRI 80
451 lm - 4000K/CRI 80

2200K available on request.

Up&Down Power Led

12W
2x387 lm - 2700K/CRI 80
2x419 lm - 3000K/CRI 80
2x451 lm - 4000K/CRI 80

2200K available on request.

Climber 175



Down Power Led

12W
721 lm - 2700K/CRI 80
781 lm - 3000K/CRI 80
841 lm - 4000K/CRI 80

2200K available on request.

Up&Down Power Led

21W
2x721 lm - 2700K/CRI 80
2x781 lm - 3000K/CRI 80
2x841 lm - 4000K/CRI 80

2200K available on request.

Climber 275



Down Power Led

21W
1240 lm - 2700K/CRI 80
1344 lm - 3000K/CRI 80
1447 lm - 4000K/CRI 80

2200K available on request.

Up&Down Power Led

40W
2x1240 lm - 2700K/CRI 80
2x1344 lm - 3000K/CRI 80
2x1447 lm - 4000K/CRI 80

2200K available on request.

Ausführungen / Colours



01 White



06 Grey



12 Forest Green



18 Deep Brown



30 Black



33 Anthracite

Beschreibung / Description

Gerät für den Außenbereich für die Wandmontage mit LED-Stromquelle.

Bi-Emissionsversion und Mono-Emission nach unten.

Druckgegossener, kupferarmer Aluminiumkörper EN AB-47100, mit asymmetrischer Optikaufnahme: Die Optik befindet sich im unteren Teil hinten und wird von einem Verdunkelungselement geschützt, um die störende Blendung zu minimieren und den visuellen Komfort zu optimieren. In der Bi-Emissionsversion ist der Verschluss der oberen Optik eng an den Rand der Leuchte anliegend, um Wasserablagerungen zu verhindern.

Die Diffusoren aus mikrotexturiert Glas sind festgeklebt, um die Wasserundurchlässigkeit zu gewährleisten, und texturiert, um die Einheitlichkeit des Lichtbündels, der von einer einzigen LED erzeugt wird, sicherzustellen und eine optimale Leuchtkraft beizubehalten.

Beschichtung mit hoher Beständigkeit: Nach einer Sandstrahlungsbehandlung aller Bestandteile, damit die Oberfläche porös wird und eine bessere Haftung des Lacks gewährleistet wird, wird die Außenbeschichtung mit einer doppelten Pulverbeschichtung entsprechend dem QUALICOAT-Standard angewendet. Die erste Epoxid-Pulverschicht bietet eine chemische und mechanische Widerstandsfähigkeit, die zweite Pulverenschicht aus Polyester stellt die Beständigkeit gegenüber UV-Strahlen und Witterungseinflüssen sicher.

Die lackierten Oberflächen werden mit basen- und säurehaltigen Reinigungen behandelt, mit entmineralisiertem Wasser gespült und einer Behandlung zur chemischen Konversion unterzogen, um den Oxydationsschutz zu gewährleisten.

Luminaire for outdoor use for installation on the wall with LED light supply.

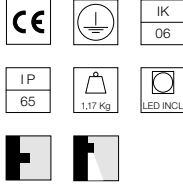
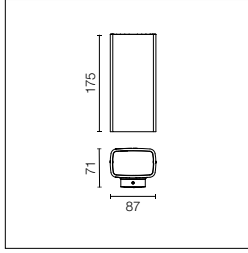
Bi-emission and mono-emission versions pointing downwards.

Aluminum die-cast body EN AB-47100, low copper content with asymmetrical optics housing: the optics in the lower part is retracted and protected by a shutter to restrict annoying glare and maximize visual comfort. In the bi-emission version, the glass of the closure of the upper optics is flush with the edge of the light in order to prevent water deposits.

The micro-texturized glass diffusers are glued to ensure water resistance and textured to ensure a uniform light beam generated by each single LED, maintaining excellent luminous efficiency.

High-resistance coating: after a sandblasting treatment of all components to make the surface porous and ensure a greater adhesion of the paint, the external coating is applied with a double layer with epoxy powders according to the QUALICOAT standard. The first layer of epoxy powder gives chemical and mechanical resistance, the second finishing layer of polyester powder ensures resistance to UV rays and atmospheric agents.

The painted surfaces are treated with alkaline and acidic washes, then rinsed with demineralized water, subjected to a chemical conversion treatment to protect against oxidation.



Stromquelle 110/240 V integriert. Mit einem 80-mm-Ausgangskabelteil aus Neopren ausgestattet. Aufwärts gerichtete Monoemissions-Version auf Anfrage erhältlich.

Integrated 110/240V power supply. Supplied with an 80 mm length outgoing neoprene cable. Upwards, single emission version, available upon request.

2200K auf Anfrage erhältlich.

2200K available on request.

Power Led: 7W - 432 lm ≠ *FIXT 387 lm - 2700K/CRI 80 - 110-240V / 7W - 468 lm ≠ *FIXT 419 lm - 3000K/CRI 80 - 110-240V / 7W - 504 lm ≠ *FIXT 451 lm - 4000K/CRI 80 - 110-240V / *FIXT lm = Spot Optic

Optic Spot

2700K

Non Dimmable

- F1110001
- F1110006
- F1110012
- F1110018
- F1110030
- F1110033
- 1-10V
- F1110001-310
- F1110006-310
- F1110012-310
- F1110018-310
- F1110030-310
- F1110033-310
- Dali
- F1110001-300
- F1110006-300
- F1110012-300
- F1110018-300
- F1110030-300
- F1110033-300

3000K

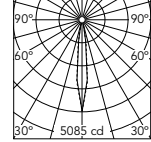
Non Dimmable

- F1112001
- F1112006
- F1112012
- F1112018
- F1112030
- F1112033
- 1-10V
- F1112001-310
- F1112006-310
- F1112012-310
- F1112018-310
- F1112030-310
- F1112033-310
- Dali
- F1112001-300
- F1112006-300
- F1112012-300
- F1112018-300
- F1112030-300
- F1112033-300

4000K

Non Dimmable

- F1114001
- F1114006
- F1114012
- F1114018
- F1114030
- F1114033
- 1-10V
- F1114001-310
- F1114006-310
- F1114012-310
- F1114018-310
- F1114030-310
- F1114033-310
- Dali
- F1114001-300
- F1114006-300
- F1114012-300
- F1114018-300
- F1114030-300
- F1114033-300



Beam Angle: 14°

h(m)	E(lx)	D(m)
1	5085	0.23
2	1271	0.47
3	565	0.70
4	318	0.93
5	203	1.17

@4000K

Optic Flood

2700K

Non Dimmable

- F1111001
- F1111006
- F1111012
- F1111018
- F1111030
- F1111033
- 1-10V
- F1111001-310
- F1111006-310
- F1111012-310
- F1111018-310
- F1111030-310
- F1111033-310
- Dali
- F1111001-300
- F1111006-300
- F1111012-300
- F1111018-300
- F1111030-300
- F1111033-300

3000K

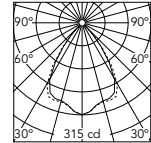
Non Dimmable

- F1113001
- F1113006
- F1113012
- F1113018
- F1113030
- F1113033
- 1-10V
- F1113001-310
- F1113006-310
- F1113012-310
- F1113018-310
- F1113030-310
- F1113033-310
- Dali
- F1113001-300
- F1113006-300
- F1113012-300
- F1113018-300
- F1113030-300
- F1113033-300

4000K

Non Dimmable

- F1115001
- F1115006
- F1115012
- F1115018
- F1115030
- F1115033
- 1-10V
- F1115001-310
- F1115006-310
- F1115012-310
- F1115018-310
- F1115030-310
- F1115033-310
- Dali
- F1115001-300
- F1115006-300
- F1115012-300
- F1115018-300
- F1115030-300
- F1115033-300

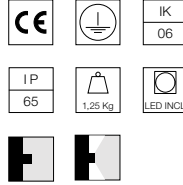
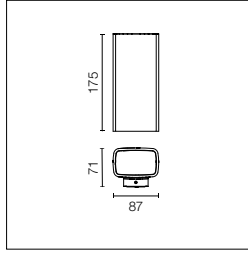


Beam Angle: 70°

h(m)	E(lx)	D(m)
1	315	1.42
2	79	2.85
3	35	4.27
4	20	5.70
5	13	7.12

@4000K

Climber 87 Up&Down



Stromquelle 110/240 V integriert. Mit einem 80-mm-Ausgangskabelteil aus Neopren ausgestattet.

Integrated 110/240V power supply. Supplied with an 80 mm length outgoing neoprene cable.

2200K auf Anfrage erhältlich.

2200K available on request.

Power Led: 12W - 2x432 lm ≠ *FIXT 2x392 lm - 2700K/CRI 80 - 110-240V / 12W - 2x468 lm ≠ *FIXT 2x425 lm - 3000K/CRI 80 - 110-240V / 12W - 2x504 lm ≠ *FIXT 2x458 lm - 4000K/CRI 80 - 110-240V / *FIXT lm = Spot Optic

Optic Spot

2700K

Non Dimmable

- F1116001
- F1116006
- F1116012
- F1116018
- F1116030
- F1116033

1-10V

- F1116001-310
- F1116006-310
- F1116012-310
- F1116018-310
- F1116030-310
- F1116033-310

Dali

- F1116001-300
- F1116006-300
- F1116012-300
- F1116018-300
- F1116030-300
- F1116033-300

3000K

Non Dimmable

- F1118001
- F1118006
- F1118012
- F1118018
- F1118030
- F1118033

1-10V

- F1118001-310
- F1118006-310
- F1118012-310
- F1118018-310
- F1118030-310
- F1118033-310

Dali

- F1118001-300
- F1118006-300
- F1118012-300
- F1118018-300
- F1118030-300
- F1118033-300

4000K

Non Dimmable

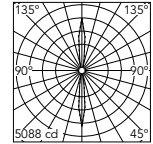
- F1120001
- F1120006
- F1120012
- F1120018
- F1120030
- F1120033

1-10V

- F1120001-310
- F1120006-310
- F1120012-310
- F1120018-310
- F1120030-310
- F1120033-310

Dali

- F1120001-300
- F1120006-300
- F1120012-300
- F1120018-300
- F1120030-300
- F1120033-300



Beam Angle DIR: 14°

5088 cd

@4000K

Optic Flood

2700K

Non Dimmable

- F1117001
- F1117006
- F1117012
- F1117018
- F1117030
- F1117033

1-10V

- F1117001-310
- F1117006-310
- F1117012-310
- F1117018-310
- F1117030-310
- F1117033-310

Dali

- F1117001-300
- F1117006-300
- F1117012-300
- F1117018-300
- F1117030-300
- F1117033-300

3000K

Non Dimmable

- F1119001
- F1119006
- F1119012
- F1119018
- F1119030
- F1119033

1-10V

- F1119001-310
- F1119006-310
- F1119012-310
- F1119018-310
- F1119030-310
- F1119033-310

Dali

- F1119001-300
- F1119006-300
- F1119012-300
- F1119018-300
- F1119030-300
- F1119033-300

4000K

Non Dimmable

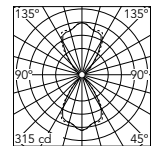
- F1121001
- F1121006
- F1121012
- F1121018
- F1121030
- F1121033

1-10V

- F1121001-310
- F1121006-310
- F1121012-310
- F1121018-310
- F1121030-310
- F1121033-310

Dali

- F1121001-300
- F1121006-300
- F1121012-300
- F1121018-300
- F1121030-300
- F1121033-300



Beam Angle DIR: 70°

315 cd

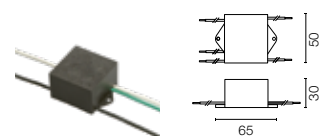
@4000K

Climber 87: Zubehörteile / Accessories

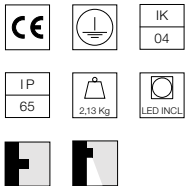
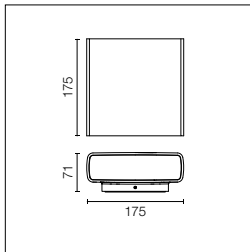
Überspannungsschutzgerät.
275 Vac. Maximaler
Entladestrom 10KA
(8 / 20µs). Maximaler
Betriebsstrom 5A. Geeignet
für Reihenschaltung. IP66.

Surge protection device.
275Vac. Maximum discharge
current 10KA (8/20µs).
Maximum operating current
5A. Suitable for series
connection. IP66.

F990E00A000



Climber 175 Down



Stromquelle 110/240 V integriert. Mit einem 80-mm-Ausgangskabelteil aus Neopren ausgestattet. Aufwärts gerichtete Monoemissions-Version auf Anfrage erhältlich.

Integrated 110/240V power supply. Supplied with an 80 mm length outgoing neoprene cable. Upwards, single emission version, available upon request.

2200K auf Anfrage erhältlich.

2200K available on request.

Power Led: 12W - 864 lm ≠ *FIXT 721 lm - 2700K/CRI 80 - 110-240V / 12W - 936 lm ≠ *FIXT 781 lm - 3000K/CRI 80 - 110-240V /

12W - 1008 lm ≠ *FIXT 841 lm - 4000K/CRI 80 - 110-240V

*FIXT lm = Spot Optic

Optic Spot

2700K

Non Dimmable

- F1140001
- F1140006
- F1140012
- F1140018
- F1140030
- F1140033

1-10V

- F1140001-310
- F1140006-310
- F1140012-310
- F1140018-310
- F1140030-310
- F1140033-310

Dali

- F1140001-300.A
- F1140006-300.A
- F1140012-300.A
- F1140018-300.A
- F1140030-300.A
- F1140033-300.A

3000K

Non Dimmable

- F1142001
- F1142006
- F1142012
- F1142018
- F1142030
- F1142033

1-10V

- F1142001-310
- F1142006-310
- F1142012-310
- F1142018-310
- F1142030-310
- F1142033-310

Dali

- F1142001-300.A
- F1142006-300.A
- F1142012-300.A
- F1142018-300.A
- F1142030-300.A
- F1142033-300.A

4000K

Non Dimmable

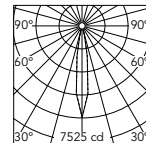
- F1144001
- F1144006
- F1144012
- F1144018
- F1144030
- F1144033

1-10V

- F1144001-310
- F1144006-310
- F1144012-310
- F1144018-310
- F1144030-310
- F1144033-310

Dali

- F1144001-300.A
- F1144006-300.A
- F1144012-300.A
- F1144018-300.A
- F1144030-300.A
- F1144033-300.A



@4000K

Beam Angle: 14°

h(m)	Elx)	D(m)
1	7525	0.28
2	1881	0.55
3	836	0.83
4	470	1.10
5	301	1.38

Optic Flood

2700K

Non Dimmable

- F1141001
- F1141006
- F1141012
- F1141018
- F1141030
- F1141033

1-10V

- F1141001-310
- F1141006-310
- F1141012-310
- F1141018-310
- F1141030-310
- F1141033-310

Dali

- F1141001-300.A
- F1141006-300.A
- F1141012-300.A
- F1141018-300.A
- F1141030-300.A
- F1141033-300.A

3000K

Non Dimmable

- F1143001
- F1143006
- F1143012
- F1143018
- F1143030
- F1143033

1-10V

- F1143001-310
- F1143006-310
- F1143012-310
- F1143018-310
- F1143030-310
- F1143033-310

Dali

- F1143001-300.A
- F1143006-300.A
- F1143012-300.A
- F1143018-300.A
- F1143030-300.A
- F1143033-300.A

4000K

Non Dimmable

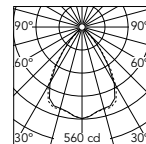
- F1145001
- F1145006
- F1145012
- F1145018
- F1145030
- F1145033

1-10V

- F1145001-310
- F1145006-310
- F1145012-310
- F1145018-310
- F1145030-310
- F1145033-310

Dali

- F1145001-300.A
- F1145006-300.A
- F1145012-300.A
- F1145018-300.A
- F1145030-300.A
- F1145033-300.A

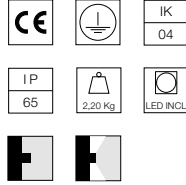
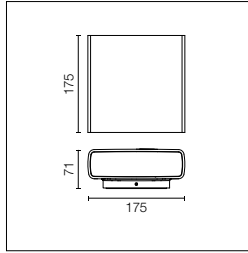


@4000K

Beam Angle: 70°

h(m)	Elx)	D(m)
1	560	1.41
2	140	2.83
3	62	4.24
4	35	5.65
5	22	7.06

Climber 175 Up&Down



Stromquelle 220/240 V integriert. Mit einem 80-mm-Ausgangskabelteil aus Neopren ausgestattet.

Integrated 220/240V power supply. Supplied with an 80 mm length outgoing neoprene cable.

2200K auf Anfrage erhältlich.

2200K available on request.

Power Led: 21W - 2x864 lm ≠ *FIXT 2x739 lm - 2700K/CRI 80 - 220-240V / 21W - 2x936 lm ≠ *FIXT 2x800 lm - 3000K/CRI 80 - 220-240V / 21W - 2x1008 lm ≠ *FIXT 2x862 lm - 4000K/CRI 80 - 220-240V / *FIXT lm = Spot Optic

Optic Spot

2700K

Non Dimmable

- F1146001
- F1146006
- F1146012
- F1146018
- F1146030
- F1146033
- 1-10V
- F1146001-310
- F1146006-310
- F1146012-310
- F1146018-310
- F1146030-310
- F1146033-310
- Dali
- F1146001-300.A
- F1146006-300.A
- F1146012-300.A
- F1146018-300.A
- F1146030-300.A
- F1146033-300.A

3000K

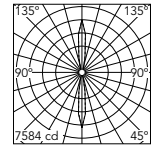
Non Dimmable

- F1148001
- F1148006
- F1148012
- F1148018
- F1148030
- F1148033
- 1-10V
- F1148001-310
- F1148006-310
- F1148012-310
- F1148018-310
- F1148030-310
- F1148033-310
- Dali
- F1148001-300.A
- F1148006-300.A
- F1148012-300.A
- F1148018-300.A
- F1148030-300.A
- F1148033-300.A

4000K

Non Dimmable

- F1150001
- F1150006
- F1150012
- F1150018
- F1150030
- F1150033
- 1-10V
- F1150001-310
- F1150006-310
- F1150012-310
- F1150018-310
- F1150030-310
- F1150033-310
- Dali
- F1150001-300.A
- F1150006-300.A
- F1150012-300.A
- F1150018-300.A
- F1150030-300.A
- F1150033-300.A



Beam Angle DIR: 14°

h(m)	E(lx)	D(m)
1	7584	0.28
2	1896	0.55
3	843	0.83
4	474	1.10
5	303	1.38

@4000K

Optic Flood

2700K

Non Dimmable

- F1147001
- F1147006
- F1147012
- F1147018
- F1147030
- F1147033
- 1-10V
- F1147001-310
- F1147006-310
- F1147012-310
- F1147018-310
- F1147030-310
- F1147033-310
- Dali
- F1147001-300.A
- F1147006-300.A
- F1147012-300.A
- F1147018-300.A
- F1147030-300.A
- F1147033-300.A

3000K

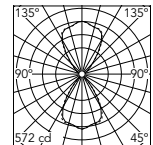
Non Dimmable

- F1149001
- F1149006
- F1149012
- F1149018
- F1149030
- F1149033
- 1-10V
- F1149001-310
- F1149006-310
- F1149012-310
- F1149018-310
- F1149030-310
- F1149033-310
- Dali
- F1149001-300.A
- F1149006-300.A
- F1149012-300.A
- F1149018-300.A
- F1149030-300.A
- F1149033-300.A

4000K

Non Dimmable

- F1151001
- F1151006
- F1151012
- F1151018
- F1151030
- F1151033
- 1-10V
- F1151001-310
- F1151006-310
- F1151012-310
- F1151018-310
- F1151030-310
- F1151033-310
- Dali
- F1151001-300.A
- F1151006-300.A
- F1151012-300.A
- F1151018-300.A
- F1151030-300.A
- F1151033-300.A



Beam Angle DIR: 70°

h(m)	E(lx)	D(m)
1	572	1.41
2	143	2.82
3	64	4.23
4	36	5.64
5	23	7.06

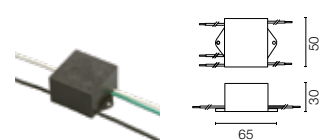
@4000K

Climber 175: Zubehörteile / Accessories

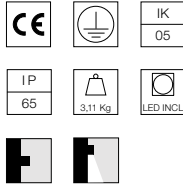
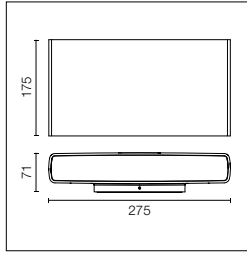
Überspannungsschutzgerät.
275 Vac. Maximaler Entladestrom 10KA (8 / 20µs). Maximaler Betriebsstrom 5A. Geeignet für Reihenschaltung. IP66.

Surge protection device.
275Vac. Maximum discharge current 10KA (8/20µs). Maximum operating current 5A. Suitable for series connection. IP66.

F990E00A000



Climber 275 Down



Stromquelle 110/240 V integriert. Mit einem 80-mm-Ausgangskabelteil aus Neopren ausgestattet. Aufwärts gerichtete Monoemissions-Version auf Anfrage erhältlich.

Integrated 110/240V power supply. Supplied with an 80 mm length outgoing neoprene cable. Upwards, single emission version, available upon request.

2200K auf Anfrage erhältlich.

2200K available on request.

Power Led: 21W - 1728 lm ≠ *FIXT 1240 lm - 2700K/CRI 80 - 220-240V / 21W - 1872 lm ≠ *FIXT 1344 lm - 3000K/CRI 80 - 220-240V / 21W - 2016 lm ≠ *FIXT 1447 lm - 4000K/CRI 80 - 220-240V / *FIXT lm = Spot Optic

Optic Spot

2700K

Non Dimmable

- F1170001
- F1170006
- F1170012
- F1170018
- F1170030
- F1170033
- 1-10V
- F1170001-310
- F1170006-310
- F1170012-310
- F1170018-310
- F1170030-310
- F1170033-310

Dali

- F1170001-300
- F1170006-300
- F1170012-300
- F1170018-300
- F1170030-300
- F1170033-300

3000K

Non Dimmable

- F1172001
- F1172006
- F1172012
- F1172018
- F1172030
- F1172033
- 1-10V
- F1172001-310
- F1172006-310
- F1172012-310
- F1172018-310
- F1172030-310
- F1172033-310

Dali

- F1172001-300
- F1172006-300
- F1172012-300
- F1172018-300
- F1172030-300
- F1172033-300

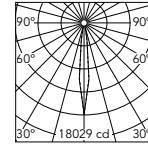
4000K

Non Dimmable

- F1174001
- F1174006
- F1174012
- F1174018
- F1174030
- F1174033
- 1-10V
- F1174001-310
- F1174006-310
- F1174012-310
- F1174018-310
- F1174030-310
- F1174033-310

Dali

- F1174001-300
- F1174006-300
- F1174012-300
- F1174018-300
- F1174030-300
- F1174033-300



Beam Angle: 14°

h(m)	Et(x)	D(m)
1	18029	0.22
2	4507	0.44
3	2003	0.66
4	1127	0.87
5	721	1.09

@4000K

Optic Flood

2700K

Non Dimmable

- F1171001
- F1171006
- F1171012
- F1171018
- F1171030
- F1171033
- 1-10V
- F1171001-310
- F1171006-310
- F1171012-310
- F1171018-310
- F1171030-310
- F1171033-310

Dali

- F1171001-300
- F1171006-300
- F1171012-300
- F1171018-300
- F1171030-300
- F1171033-300

3000K

Non Dimmable

- F1173001
- F1173006
- F1173012
- F1173018
- F1173030
- F1173033
- 1-10V
- F1173001-310
- F1173006-310
- F1173012-310
- F1173018-310
- F1173030-310
- F1173033-310

Dali

- F1173001-300
- F1173006-300
- F1173012-300
- F1173018-300
- F1173030-300
- F1173033-300

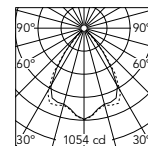
4000K

Non Dimmable

- F1175001
- F1175006
- F1175012
- F1175018
- F1175030
- F1175033
- 1-10V
- F1175001-310
- F1175006-310
- F1175012-310
- F1175018-310
- F1175030-310
- F1175033-310

Dali

- F1175001-300
- F1175006-300
- F1175012-300
- F1175018-300
- F1175030-300
- F1175033-300

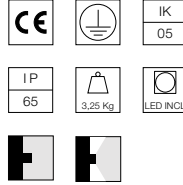
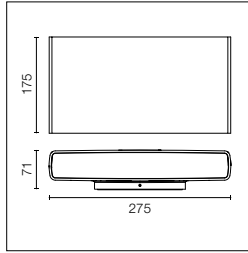


Beam Angle: 70°

h(m)	Et(x)	D(m)
1	1054	1.45
2	263	2.89
3	117	4.34
4	66	5.78
5	42	7.23

@4000K

Climber 275 Up&Down



Stromquelle 220/240 V integriert. Mit einem 80-mm-Ausgangskabelteil aus Neopren ausgestattet.

Integrated 220/240V power supply. Supplied with an 80 mm length outgoing neoprene cable.

2200K auf Anfrage erhältlich.

2200K available on request.

Power Led: 40W - 2x1728 lm ≠ *FIXT 2x1264 lm - 2700K/CRI 80 - 220-240V / 40W - 2x1872 lm ≠ *FIXT 2x1370 lm - 3000K/CRI 80 - 220-240V / 40W - 2x2016 lm ≠ *FIXT 2x1475 lm - 4000K/CRI 80 - 220-240V
*FIXT lm = Spot Optic

Optic Spot

2700K

Non Dimmable

- F1176001
- F1176006
- F1176012
- F1176018
- F1176030
- F1176033

1-10V

- F1176001-310
- F1176006-310
- F1176012-310
- F1176018-310
- F1176030-310
- F1176033-310

Dali

- F1176001-300
- F1176006-300
- F1176012-300
- F1176018-300
- F1176030-300
- F1176033-300

3000K

Non Dimmable

- F1178001
- F1178006
- F1178012
- F1178018
- F1178030
- F1178033

1-10V

- F1178001-310
- F1178006-310
- F1178012-310
- F1178018-310
- F1178030-310
- F1178033-310

Dali

- F1178001-300
- F1178006-300
- F1178012-300
- F1178018-300
- F1178030-300
- F1178033-300

4000K

Non Dimmable

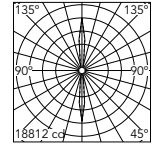
- F1180001
- F1180006
- F1180012
- F1180018
- F1180030
- F1180033

1-10V

- F1180001-310
- F1180006-310
- F1180012-310
- F1180018-310
- F1180030-310
- F1180033-310

Dali

- F1180001-300
- F1180006-300
- F1180012-300
- F1180018-300
- F1180030-300
- F1180033-300



Beam Angle DIR: 14°

18812 cd

@4000K

Optic Flood

2700K

Non Dimmable

- F1177001
- F1177006
- F1177012
- F1177018
- F1177030
- F1177033

1-10V

- F1177001-310
- F1177006-310
- F1177012-310
- F1177018-310
- F1177030-310
- F1177033-310

Dali

- F1177001-300
- F1177006-300
- F1177012-300
- F1177018-300
- F1177030-300
- F1177033-300

3000K

Non Dimmable

- F1179001
- F1179006
- F1179012
- F1179018
- F1179030
- F1179033

1-10V

- F1179001-310
- F1179006-310
- F1179012-310
- F1179018-310
- F1179030-310
- F1179033-310

Dali

- F1179001-300
- F1179006-300
- F1179012-300
- F1179018-300
- F1179030-300
- F1179033-300

4000K

Non Dimmable

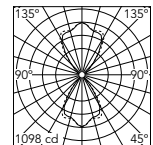
- F1181001
- F1181006
- F1181012
- F1181018
- F1181030
- F1181033

1-10V

- F1181001-310
- F1181006-310
- F1181012-310
- F1181018-310
- F1181030-310
- F1181033-310

Dali

- F1181001-300
- F1181006-300
- F1181012-300
- F1181018-300
- F1181030-300
- F1181033-300



Beam Angle DIR: 70°

1098 cd

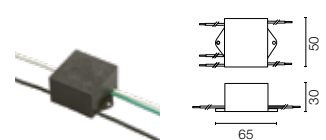
@4000K

Climber 275: Zubehörteile / Accessories


Überspannungsschutzgerät.
275 Vac. Maximaler
Entladestrom 10KA
(8 / 20µs). Maximaler
Betriebsstrom 5A. Geeignet
für Reihenschaltung. IP66.

Surge protection device.
275Vac. Maximum discharge
current 10KA (8/20µs).
Maximum operating current
5A. Suitable for series
connection. IP66.

F990E00A000



Heavy Metal





Heavy Metal Spot





Heavy Metal Wall 1

Familie / Family

Heavy Metal Spot 1




Power Led

up to 3,4W
up to 138 lm - 2700K/CRI 80
up to 149 lm - 3000K/CRI 80
up to 155 lm - 4000K/CRI 80
* Net lumen output
2200K available on request.

Power Led

up to 4,5W
up to 246 lm - 2700K/CRI 80
up to 267 lm - 3000K/CRI 80
up to 277 lm - 4000K/CRI 80
* Net lumen output
2200K available on request.

Heavy Metal Spot 2



Power Led

up to 5,9W
up to 364 lm - 2700K/CRI 80
up to 395 lm - 3000K/CRI 80
up to 410 lm - 4000K/CRI 80
* Net lumen output
2200K available on request.

Heavy Metal Wall 1



Power Led

up to 3,4W
up to 138 lm - 2700K/CRI 80
up to 149 lm - 3000K/CRI 80
up to 155 lm - 4000K/CRI 80
* Net lumen output
2200K available on request.

Power Led

up to 4,5W
up to 246 lm - 2700K/CRI 80
up to 267 lm - 3000K/CRI 80
up to 277 lm - 4000K/CRI 80
* Net lumen output
2200K available on request.

Heavy Metal Wall 2 Mono / Double



Power Led

up to 3,4W
up to 138 lm - 2700K/CRI 80
up to 149 lm - 3000K/CRI 80
up to 155 lm - 4000K/CRI 80
* Net lumen output
2200K available on request.

Power Led

up to 4,5W
up to 246 lm - 2700K/CRI 80
up to 267 lm - 3000K/CRI 80
up to 277 lm - 4000K/CRI 80
* Net lumen output
2200K available on request.

Power Led

up to 6,8W
up to 2x138 lm - 2700K/CRI 80
up to 2x149 lm - 3000K/CRI 80
up to 2x155 lm - 4000K/CRI 80
* Net lumen output
2200K available on request.

Power Led

up to 9W
up to 2x246 lm - 2700K/CRI 80
up to 2x267 lm - 3000K/CRI 80
up to 2x277 lm - 4000K/CRI 80
* Net lumen output
2200K available on request.

Heavy Metal Wall 3 Mono / Double



Mid-Power Led

up to 2,5W
up to 125 lm - 2700K/CRI 80
up to 134 lm - 3000K/CRI 80
up to 142 lm - 4000K/CRI 80
* Net lumen output
2200K available on request.

Mid-Power Led

up to 5W
up to 2x125 lm - 2700K/CRI 80
up to 2x134 lm - 3000K/CRI 80
up to 2x142 lm - 4000K/CRI 80
* Net lumen output
2200K available on request.

Ausführungen / Colours



01 White



06 Grey



12 Forest Green



18 Deep Brown



30 Black



33 Anthracite

Komplette Leuchtenfamilie mit LED-Lichtquelle, in verschiedenen Ausführungen erhältlich, mit doppelschichtiger Pulverbeschichtung und chemischer Oberflächenbehandlung, um eine hohe Korrosionsbeständigkeit zu gewährleisten. Die Befestigungsschrauben sind aus Edelstahl AISI 316L gefertigt.

Heavy Metal Spot

Ultrakompakter, verstellbarer Projektor für die Boden-, Wand- oder Deckenmontage, mit separat zu bestellendem Pfosten. Erhältlich in zwei Größen (50x50 mm und 70x70 mm) und mit verschiedenen Abstrahlwinkeln, um unterschiedliche Beleuchtungsanforderungen zu erfüllen. Struktur aus gedrehtem Aluminium, Legierung EN AW 6060 und Befestigungsbügel aus Edelstahl AISI 316L, passend zu den Oberflächen der Leuchte, für ein perfektes Gesamtbild. Der Befestigungsbügel erlaubt eine Neigung von 180° in der vertikalen Achse und eine Neigung von weniger als 20° in der horizontalen Achse, um den Lichtstrahl je nach Bedarf zu lenken. Extraklarer Glas-Diffusor mit Siebdruckkante, mit einem Roboterklebesystem befestigt. 24 V Gleichstrom Leuchte mit Fernstromversorgung, die separat bestellt werden muss.

Heavy Metal Wall 1

Wandleuchte. Erhältlich mit monodirektionalem oder bidirektionalem Lichtaustritt und mit verschiedenen Abstrahlwinkeln, um unterschiedliche Beleuchtungsanforderungen zu erfüllen. Gehäuse aus gedrehtem Aluminium, EN AW 6060 Legierung. Wandbefestigungsplatte aus Edelstahl AISI 316L. Extraklarer Glas-Diffusor mit Siebdruckkante, mit einem Roboterklebesystem befestigt. 24 V Gleichstrom Leuchte mit Fernstromversorgung, die separat bestellt werden muss.

Heavy Metal Wall 2

Wandleuchte. Erhältlich mit monodirektionalem oder bidirektionalem Lichtaustritt und mit verschiedenen Abstrahlwinkeln, um unterschiedliche Beleuchtungsanforderungen zu erfüllen. Gehäuse aus gedrehtem Aluminium, EN AW 6060 Legierung. Wandbefestigungsplatte aus Edelstahl AISI 316L. Extraklarer Glas-Diffusor mit Siebdruckkante, mit einem Roboterklebesystem befestigt. 24 V Gleichstrom Leuchte mit Fernstromversorgung, die separat bestellt werden muss.

Heavy Metal Wall 3

Wandleuchte. Erhältlich mit monodirektionalem oder bidirektionalem Lichtaustritt und einem weichen und diffusen Abstrahlwinkel. Gehäuse aus gedrehtem Aluminium, EN AW 6060 Legierung. Wandbefestigungsplatte aus Edelstahl AISI 316L. Mattierter Glas-Diffusor mit Siebdruckkante, mit einem Roboterklebesystem befestigt. 24 V Gleichstrom Leuchte mit Fernstromversorgung, die separat bestellt werden muss. Für eine einfache Installation ist eine 3-Modul-Anschlussdose (Modell 503), in dem auch eine einzelne IP-65-Stromversorgung untergebracht werden kann, optional erhältlich.

Complete family of luminaires with LED light source, available in different finishes with a double layer coating and a chemical conversion surface treatment to guarantee high resistance to corrosion. The fixing screws are made of AISI 316L stainless steel.

Heavy Metal Spot

Ultra-compact, adjustable projector, designed for ground, wall or ceiling installation, and a post to be ordered separately. Available in two sizes (50x50 mm and 70x70 mm) and with different beam angles to meet different lighting requirements. Turned aluminium structure, EN AW 6060 alloy and AISI 316L stainless steel fixing bracket matching the luminaire finishes for a perfect overall look. The fixing bracket allows an orientation of 180° on the vertical axis and an orientation of less than 20° on the horizontal axis in order to direct the light beam according to requirements. Extra clear glass diffuser with silkscreen border, fixed through a robotic gluing system. 24V dc luminaire powered by a remote power supply to be ordered separately.

Heavy Metal Wall 1

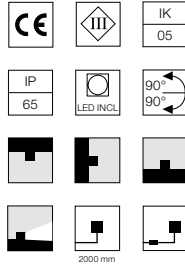
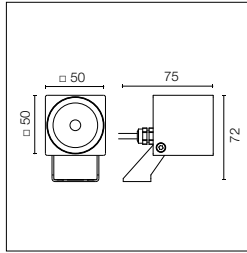
Wall luminaire. Available with monodirectional or bidirectional light emission and with different beam angles to meet different lighting requirements. Turned aluminium body, EN AW 6060 alloy. Stainless steel AISI 316L wall fixing plate. Extra clear glass diffuser with silkscreen border, fixed through a robotic gluing system. 24V dc luminaire powered by a remote power supply to be ordered separately.

Heavy Metal Wall 2

Wall luminaire. Available with monodirectional or bidirectional light emission and with different beam angles to meet different lighting requirements. Turned aluminium body, EN AW 6060 alloy. Stainless steel AISI 316L wall fixing plate. Extra clear glass diffuser with silkscreen border, fixed through a robotic gluing system. 24V dc luminaire powered by a remote power supply to be ordered separately.

Heavy Metal Wall 3

Wall luminaire. Available with monodirectional or bidirectional light emission and a smooth and diffuse beam angle. Turned aluminium body, EN AW 6060 alloy. Stainless steel AISI 316L wall fixing plate. Frosted glass diffuser with silkscreen border, fixed through a robotic gluing system. 24V dc luminaire powered by a remote power supply to be ordered separately. For easy installation, a 3 modules junction box (model 503), where a single IP 65 power supply can also be placed, is available as an option.



Inklusive LED-Quelle. Die elektrische Fernstromversorgung 24 V Gleichstrom ON/OFF muss separat bestellt werden. Inklusive Wandbefestigungsbügel. Ausgestattet mit einem 2 m überstehenden Neoprenkabel und einem Set mit Crimpverbindern und selbstklebenden Schrumpfschläuchen, die die Dichtigkeit des Anschlusses garantieren. Extraklares transparentes Glas.

LED source included. Electric remote 24V dc ON/OFF power supply to be ordered separately. Wall fixing bracket included. The luminaire is equipped with a protruding, neoprene, 250 mm cable and a wiring kit with crimp connectors and adhesive heat-shrink tubing guaranteeing the water tightness of the connection. Extra clear transparent glass.

2200K auf Anfrage erhältlich.

2200K available on request.

Optic Spot 10°

Power Led: 3,4W - 199 lm ≠ OUTPUT 138 lm - 2700K/CRI 80 - 24Vdc / 3,4W - 215 lm ≠ OUTPUT 149 lm - 3000K/CRI 80 - 24Vdc / 3,4W - 224 lm ≠ OUTPUT 155 lm - 4000K/CRI 80 - 24Vdc

2700K

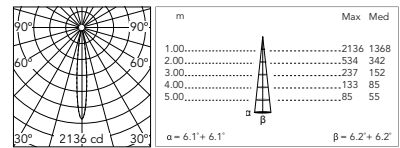
- FA50900501
- FA50900506
- FA50900512
- FA50900518
- FA50900530
- FA50900533

3000K

- FA50900301
- FA50900306
- FA50900312
- FA50900318
- FA50900330
- FA50900333

4000K

- FA50900201
- FA50900206
- FA50900212
- FA50900218
- FA50900230
- FA50900233



@ 3000K

Optic Medium 30°

Power Led: 3,4W - 199 lm ≠ OUTPUT 121 lm - 2700K/CRI 80 - 24Vdc / 3,4W - 215 lm ≠ OUTPUT 131 lm - 3000K/CRI 80 - 24Vdc / 3,4W - 224 lm ≠ OUTPUT 136 lm - 4000K/CRI 80 - 24Vdc

2700K

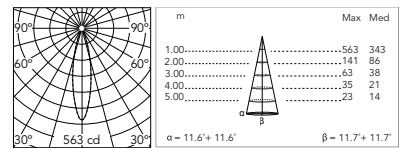
- FA50901501
- FA50901506
- FA50901512
- FA50901518
- FA50901530
- FA50901533

3000K

- FA50901301
- FA50901306
- FA50901312
- FA50901318
- FA50901330
- FA50901333

4000K

- FA50901201
- FA50901206
- FA50901212
- FA50901218
- FA50901230
- FA50901233



@ 3000K

* Maximale Leuchten pro Stromversorgung / Maximum number of luminaires per power supply.

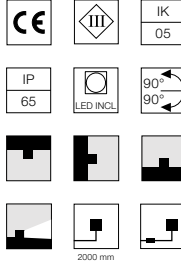
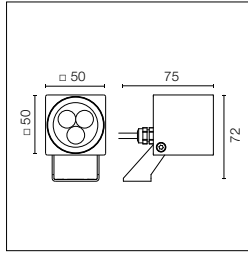
Maximale Leuchten pro Stromversorgung (220÷240 V). Diese Angaben müssen unter Berücksichtigung der spezifischen Installationsbedingungen überprüft werden.

Maximum number of luminaires per power supply. (220÷240 V). These data must be checked taking into account the specific installation conditions.

Acc. RF25754	1
Acc. RF25748	1
Acc. RF25747	2
Acc. RF25757	2

Acc. RF25752	3
Acc. RF25755	9
Acc. RF25749	17

Heavy Metal HP Spot 1



Inklusive LED-Quelle. Die elektrische Fernstromversorgung 24 V Gleichstrom ON/OFF muss separat bestellt werden. Inklusive Wandbefestigungsbügel. Ausgestattet mit einem 2 m überstehenden Neoprenkabel und einem Set mit Crimpverbindern und selbstklebenden Schrumpfschläuchen, die die Dichtigkeit des Anschlusses garantieren. Extraklares transparentes Glas.

LED source included. Electric remote 24V dc ON/OFF power supply to be ordered separately. Wall fixing bracket included. The luminaire is equipped with a protruding, neoprene, 250 mm cable and a wiring kit with crimp connectors and adhesive heat-shrink tubing guaranteeing the water tightness of the connection. Extra clear transparent glass.

2200K auf Anfrage erhältlich.

2200K available on request.

Optic Spot 10°

Power Led: 4,5W - 331 lm ≠ OUTPUT 246 lm - 2700K/CRI 80 - 24Vdc / 4,5W - 359 lm ≠ OUTPUT 267 lm - 3000K/CRI 80 - 24Vdc / 4,5W - 373 lm ≠ OUTPUT 277 lm - 4000K/CRI 80 - 24Vdc

2700K

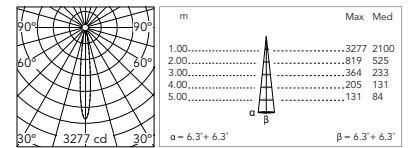
- FA50902501
- FA50902506
- FA50902512
- FA50902518
- FA50902530
- FA50902533

3000K

- FA50902301
- FA50902306
- FA50902312
- FA50902318
- FA50902330
- FA50902333

4000K

- FA50902201
- FA50902206
- FA50902212
- FA50902218
- FA50902230
- FA50902233



@ 3000K

Optic Medium 30°

Power Led: 4,5W - 331 lm ≠ OUTPUT 218 lm - 2700K/CRI 80 - 24Vdc / 4,5W - 359 lm ≠ OUTPUT 236 lm - 3000K/CRI 80 - 24Vdc / 4,5W - 373 lm ≠ OUTPUT 245 lm - 4000K/CRI 80 - 24Vdc

2700K

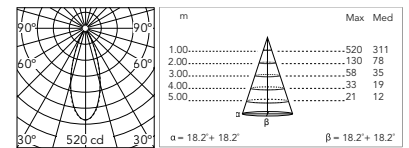
- FA50903501
- FA50903506
- FA50903512
- FA50903518
- FA50903530
- FA50903533

3000K

- FA50903301
- FA50903306
- FA50903312
- FA50903318
- FA50903330
- FA50903333

4000K

- FA50903201
- FA50903206
- FA50903212
- FA50903218
- FA50903230
- FA50903233



@ 3000K

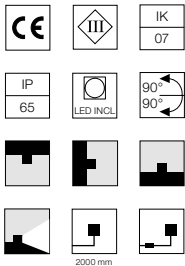
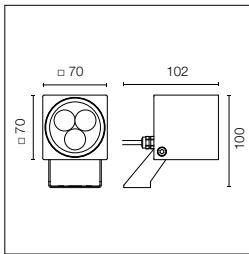
* Maximale Leuchten pro Stromversorgung / Maximum number of luminaires per power supply.

Maximale Leuchten pro Stromversorgung (220± 240 V). Diese Angaben müssen unter Berücksichtigung der spezifischen Installationsbedingungen überprüft werden.

Maximum number of luminaires per power supply. (220±240 V). These data must be checked taking into account the specific installation conditions.

Acc. RF25754 1
Acc. RF25748 1
Acc. RF25747 2

Acc. RF25757 2
Acc. RF25755 7
Acc. RF25749 14



Inklusive LED-Quelle. Die elektrische Fernstromversorgung 24 V Gleichstrom ON/OFF muss separat bestellt werden. Inklusive Wandbefestigungsbügel. Ausgestattet mit einem 2 m überstehenden Neoprenkabel und einem Set mit Crimpverbindern und selbstklebenden Schrumpfschläuchen, die die Dichtigkeit des Anschlusses garantieren. Extraklares transparentes Glas.

LED source included. Electric remote 24V dc ON/OFF power supply to be ordered separately. Wall fixing bracket included. The luminaire is equipped with a protruding, neoprene, 250 mm cable and a wiring kit with crimp connectors and adhesive heat-shrink tubing guaranteeing the water tightness of the connection. Extra clear transparent glass.

2200K auf Anfrage erhältlich.

2200K available on request.

Optic Spot 10°

Power Led: 5,9W - 431 lm ≠ OUTPUT 359 lm - 2700K/CRI 80 - 24Vdc / 5,9W - 466 lm ≠ OUTPUT 389 lm - 3000K/CRI 80 - 24Vdc / 5,9W - 484 lm ≠ OUTPUT 404 lm - 4000K/CRI 80 - 24Vdc

2700K

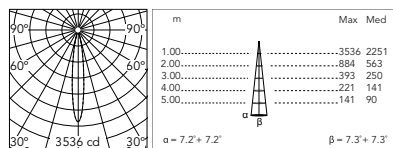
- FA50904501
- FA50904506
- FA50904512
- FA50904518
- FA50904530
- FA50904533

3000K

- FA50904301
- FA50904306
- FA50904312
- FA50904318
- FA50904330
- FA50904333

4000K

- FA50904201
- FA50904206
- FA50904212
- FA50904218
- FA50904230
- FA50904233



@ 3000K

Optic Medium 30°

Power Led: 5,9W - 431 lm ≠ OUTPUT 364 lm - 2700K/CRI 80 - 24Vdc / 5,9W - 466 lm ≠ OUTPUT 395 lm - 3000K/CRI 80 - 24Vdc / 5,9W - 484 lm ≠ OUTPUT 410 lm - 4000K/CRI 80 - 24Vdc

2700K

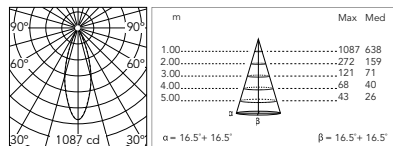
- FA50906501
- FA50906506
- FA50906512
- FA50906518
- FA50906530
- FA50906533

3000K

- FA50906301
- FA50906306
- FA50906312
- FA50906318
- FA50906330
- FA50906333

4000K

- FA50906201
- FA50906206
- FA50906212
- FA50906218
- FA50906230
- FA50906233



@ 3000K

Optic Flood 50°

Power Led: 5,9W - 431 lm ≠ OUTPUT 329 lm - 2700K/CRI 80 - 24Vdc / 5,9W - 466 lm ≠ OUTPUT 357 lm - 3000K/CRI 80 - 24Vdc / 5,9W - 484 lm ≠ OUTPUT 371 lm - 4000K/CRI 80 - 24Vdc

2700K

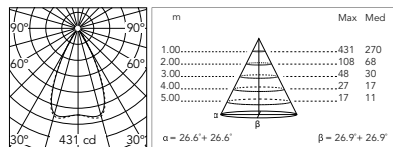
- FA50905501
- FA50905506
- FA50905512
- FA50905518
- FA50905530
- FA50905533

3000K

- FA50905301
- FA50905306
- FA50905312
- FA50905318
- FA50905330
- FA50905333

4000K

- FA50905201
- FA50905206
- FA50905212
- FA50905218
- FA50905230
- FA50905233



@ 3000K

* Maximale Leuchten pro Stromversorgung / Maximum number of luminaires per power supply.

Maximale Leuchten pro Stromversorgung (220÷240 V). Diese Angaben müssen unter Berücksichtigung der spezifischen Installationsbedingungen überprüft werden.

Maximum number of luminaires per power supply. (220÷240 V). These data must be checked taking into account the specific installation conditions.

Acc. RF25747	1	Acc. RF25755	6
Acc. RF25757	1	Acc. RF25749	12
Acc. RF25752	2		

Heavy Metal Spot: Zubehörteile / Accessories

Erdspieß.

Ground spike.

FA136

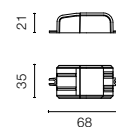


Heavy Metal Spot: Treiber / Drivers

Stromversorgung
Doppelfunktion Vout 24V
Gleichstrom: 8 W/100÷240 V
Iout 350 ma: 6x1 W /100÷240 V
IP20 Klasse II Selv Eq.

Power supply dual function
Vout 24Vdc: 8W/100÷240V
Iout 350ma: 6x1W/100÷240V
IP20 Class II Selv Eq.

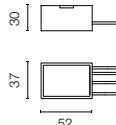
*RF25754



Netzgerät 24V 8W / 110-240V
IP65 Klasse II selv.

Power supply 24V 8W / 110-240V
IP65 Class II selv.

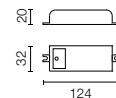
*RF25748



Netzgerät 24V 10W / 110-240V
IP20 Klasse II selv.

Power supply 24V 10W / 110-240V
IP20 Class II selv.

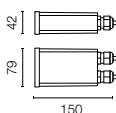
*RF25747



Netzgerät 24V 10W / 110-240V
IP67 Klasse II selv.

Power supply 24V 10W / 110-240V
IP67 Class II selv.

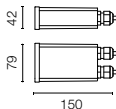
*RF25757



Netzgerät für den Ferneinbau
24Vdc 20W / 220- 240V IP67
Klasse II selv.

Power supply for remote
installation 24Vdc 20W / 220-
240V IP67 Class II selv.

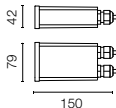
*RF25752



Netzgerät 24Vdc 35W / 120-270V
IP67 Klasse II selv.

Power supply 24Vdc 35W / 120-270V
IP67 Class II selv.

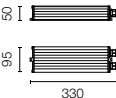
F990B23AZ00



Netzgerät 24Vdc 50W / 120-240V
IP67 Klasse II selv.

Power supply 24Vdc 50W / 120-240V
IP67 Class II selv.

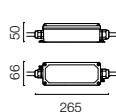
*RF25755

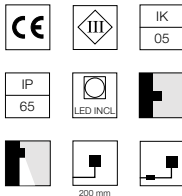
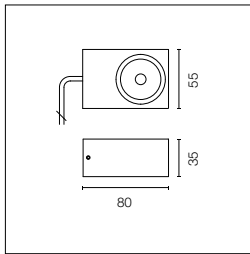


Netzgerät 24Vdc 70W / 220-240V
IP67 Klasse II selv.

Power supply 24Vdc 70W / 220-240V
IP67 Class II selv.

*RF25749





Inklusive LED-Quelle. Die elektrische Fernstromversorgung 24 V Gleichstrom ON/OFF muss separat bestellt werden. Inklusive Wandbefestigungsbügel. Ausgestattet mit einem 2 m überstehenden Neoprenkabel und einem Set mit Crimpverbindern und selbstklebenden Schrumpfschläuchen, die die Dichtigkeit des Anschlusses garantieren. Extraklares transparentes Glas.

LED source included. Electric remote 24V dc ON/OFF power supply to be ordered separately. Wall fixing bracket included. The luminaire is equipped with a protruding, neoprene, 250 mm cable and a wiring kit with crimp connectors and adhesive heat-shrink tubing guaranteeing the water tightness of the connection. Extra clear transparent glass.

2200K auf Anfrage erhältlich.

2200K available on request.

Optic Spot 10°

Power Led: 3,4W - 199 lm ≠ OUTPUT 138 lm - 2700K/CRI 80 - 24Vdc / 3,4W - 215 lm ≠ OUTPUT 149 lm - 3000K/CRI 80 - 24Vdc / 3,4W - 224 lm ≠ OUTPUT 155 lm - 4000K/CRI 80 - 24Vdc

2700K

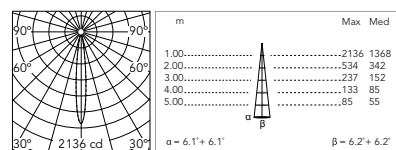
- FA50800501
- FA50800506
- FA50800512
- FA50800518
- FA50800530
- FA50800533

3000K

- FA50800301
- FA50800306
- FA50800312
- FA50800318
- FA50800330
- FA50800333

4000K

- FA50800201
- FA50800206
- FA50800212
- FA50800218
- FA50800230
- FA50800233



@ 3000K

Optic Medium 30°

Power Led: 3,4W - 199 lm ≠ OUTPUT 121 lm - 2700K/CRI 80 - 24Vdc / 3,4W - 215 lm ≠ OUTPUT 131 lm - 3000K/CRI 80 - 24Vdc / 3,4W - 224 lm ≠ OUTPUT 136 lm - 4000K/CRI 80 - 24Vdc

2700K

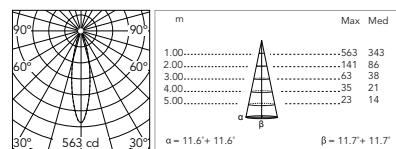
- FA50801501
- FA50801506
- FA50801512
- FA50801518
- FA50801530
- FA50801533

3000K

- FA50801301
- FA50801306
- FA50801312
- FA50801318
- FA50801330
- FA50801333

4000K

- FA50801201
- FA50801206
- FA50801212
- FA50801218
- FA50801230
- FA50801233



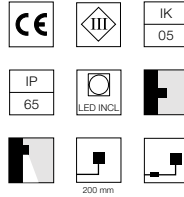
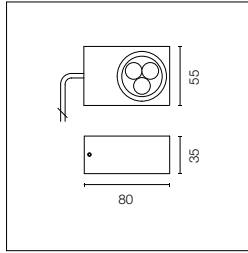

@ 3000K

* Maximale Leuchten pro Stromversorgung / Maximum number of luminaires per power supply.

Maximale Leuchten pro Stromversorgung (220÷240 V). Diese Angaben müssen unter Berücksichtigung der spezifischen Installationsbedingungen überprüft werden.

Maximum number of luminaires per power supply. (220÷240 V). These data must be checked taking into account the specific installation conditions.

Acc. RF25754	1	Acc. RF25752	3
Acc. RF25748	1	Acc. RF25755	9
Acc. RF25747	2	Acc. RF25749	17
Acc. RF25757	2		



Inklusive LED-Quelle. Die elektrische Fernstromversorgung 24 V Gleichstrom ON/OFF muss separat bestellt werden. Inklusive Wandbefestigungsbügel. Ausgestattet mit einem 2 m überstehenden Neoprenkabel und einem Set mit Crimpverbindern und selbstklebenden Schrumpfschläuchen, die die Dichtigkeit des Anschlusses garantieren. Extraklares transparentes Glas.

LED source included. Electric remote 24V dc ON/OFF power supply to be ordered separately. Wall fixing bracket included. The luminaire is equipped with a protruding, neoprene, 250 mm cable and a wiring kit with crimp connectors and adhesive heat-shrink tubing guaranteeing the water tightness of the connection. Extra clear transparent glass.

2200K auf Anfrage erhältlich.

2200K available on request.

Optic Spot 10°

Power Led: 4,5W - 331 lm ≠ OUTPUT 246 lm - 2700K/CRI 80 - 24Vdc / 4,5W - 359 lm ≠ OUTPUT 267 lm - 3000K/CRI 80 - 24Vdc / 4,5W - 373 lm ≠ OUTPUT 277 lm - 4000K/CRI 80 - 24Vdc

2700K

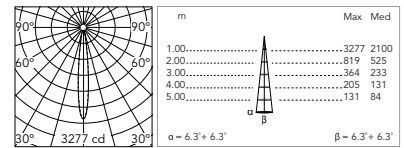
- FA50802501
- FA50802506
- FA50802512
- FA50802518
- FA50802530
- FA50802533

3000K

- FA50802301
- FA50802306
- FA50802312
- FA50802318
- FA50802330
- FA50802333

4000K

- FA50802201
- FA50802206
- FA50802212
- FA50802218
- FA50802230
- FA50802233



@ 3000K

Optic Medium 30°

Power Led: 4,5W - 331 lm ≠ OUTPUT 218 lm - 2700K/CRI 80 - 24Vdc / 4,5W - 359 lm ≠ OUTPUT 236 lm - 3000K/CRI 80 - 24Vdc / 4,5W - 373 lm ≠ OUTPUT 245 lm - 4000K/CRI 80 - 24Vdc

2700K

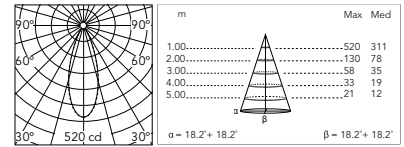
- FA50803501
- FA50803506
- FA50803512
- FA50803518
- FA50803530
- FA50803533

3000K

- FA50803301
- FA50803306
- FA50803312
- FA50803318
- FA50803330
- FA50803333

4000K

- FA50803201
- FA50803206
- FA50803212
- FA50803218
- FA50803230
- FA50803233



@ 3000K


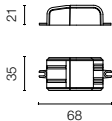

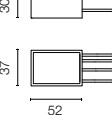

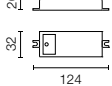

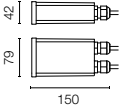

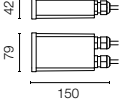

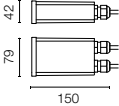

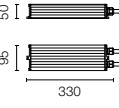

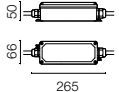
* Maximale Leuchten pro Stromversorgung / Maximum number of luminaires per power supply.

Maximale Leuchten pro Stromversorgung (220± 240 V). Diese Angaben müssen unter Berücksichtigung der spezifischen Installationsbedingungen überprüft werden.

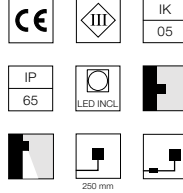
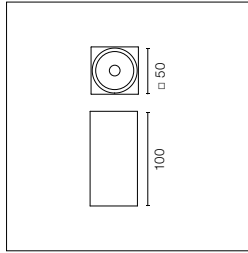
Maximum number of luminaires per power supply. (220±240 V). These data must be checked taking into account the specific installation conditions.

Acc. RF25754	1	Acc. RF25757	2
Acc. RF25748	1	Acc. RF25755	7
Acc. RF25747	2	Acc. RF25749	14

Heavy Metal Wall 1: Treiber / Drivers

Stromversorgung Doppelfunktion Vout 24V Gleichstrom: 8 W/100÷240 V Iout 350 ma: 6x1 W/100÷240 V IP20 Klasse II Selv Eq.	Power supply dual function Vout 24Vdc: 8W/100÷240V Iout 350ma: 6x1W/100÷240V IP20 Class II Selv Eq.	*RF25754		
Netzgerät 24V 8W / 110-240V IP65 Klasse II selv.	Power supply 24V 8W / 110-240V IP65 Class II selv.	*RF25748		
Netzgerät 24V 10W / 110-240V IP20 Klasse II selv.	Power supply 24V 10W / 110-240V IP20 Class II selv.	*RF25747		
Netzgerät 24V 10W / 110-240V IP67 Klasse II selv.	Power supply 24V 10W / 110-240V IP67 Class II selv.	*RF25757		
Netzgerät für den Ferneinbau 24Vdc 20W / 220- 240V IP67 Klasse II selv.	Power supply for remote installation 24Vdc 20W / 220- 240V IP67 Class II selv.	Heavy Metal Wall 1 2,2W *RF25752		
Netzgerät 24Vdc 35W / 120-270V IP67 Klasse II selv.	Power supply 24Vdc 35W / 120-270V IP67 Class II selv.	F990B23AZ00		
Netzgerät 24Vdc 50W / 120-240V IP67 Klasse II selv.	Power supply 24Vdc 50W / 120-240V IP67 Class II selv.	*RF25755		
Netzgerät 24Vdc 70W / 220-240V IP67 Klasse II selv.	Power supply 24Vdc 70W / 220-240V IP67 Class II selv.	*RF25749		

Heavy Metal Wall 2 Mono



Inklusive LED-Quelle. Die elektrische Fernstromversorgung 24 V Gleichstrom ON/OFF muss separat bestellt werden. Inklusive Wandbefestigungsbügel. Ausgestattet mit einem 2 m überstehenden Neoprenkabel und einem Set mit Crimpverbindern und selbstklebenden Schrumpfschläuchen, die die Dichtigkeit des Anschlusses garantieren. Extraklares transparentes Glas.

LED source included. Electric remote 24V dc ON/OFF power supply to be ordered separately. Wall fixing bracket included. The luminaire is equipped with a protruding, neoprene, 250 mm cable and a wiring kit with crimp connectors and adhesive heat-shrink tubing guaranteeing the water tightness of the connection. Extra clear transparent glass.

2200K auf Anfrage erhältlich.

2200K available on request.

Optic Spot 10°

Power Led: 3,4W - 199 lm ≠ OUTPUT 138 lm - 2700K/CRI 80 - 24Vdc / 3,4W - 215 lm ≠ OUTPUT 149 lm - 3000K/CRI 80 - 24Vdc / 3,4W - 224 lm ≠ OUTPUT 155 lm - 4000K/CRI 80 - 24Vdc

2700K

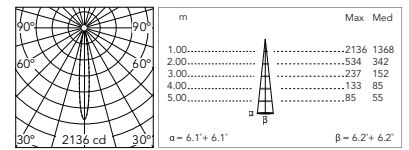
- FA50700501
- FA50700506
- FA50700512
- FA50700518
- FA50700530
- FA50700533

3000K

- FA50700301
- FA50700306
- FA50700312
- FA50700318
- FA50700330
- FA50700333

4000K

- FA50700201
- FA50700206
- FA50700212
- FA50700218
- FA50700230
- FA50700233



@ 3000K

Optic Medium 30°

Power Led: 3,4W - 199 lm ≠ OUTPUT 121 lm - 2700K/CRI 80 - 24Vdc / 3,4W - 215 lm ≠ OUTPUT 131 lm - 3000K/CRI 80 - 24Vdc / 3,4W - 224 lm ≠ OUTPUT 136 lm - 4000K/CRI 80 - 24Vdc

2700K

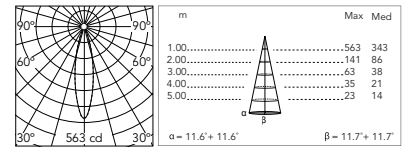
- FA50701501
- FA50701506
- FA50701512
- FA50701518
- FA50701530
- FA50701533

3000K

- FA50701301
- FA50701306
- FA50701312
- FA50701318
- FA50701330
- FA50701333

4000K

- FA50701201
- FA50701206
- FA50701212
- FA50701218
- FA50701230
- FA50701233



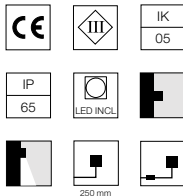
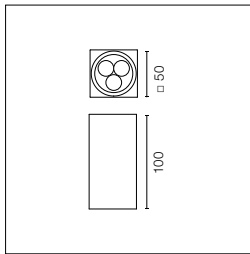
@ 3000K

* Maximale Leuchten pro Stromversorgung / Maximum number of luminaires per power supply.

Maximale Leuchten pro Stromversorgung (220± 240 V). Diese Angaben müssen unter Berücksichtigung der spezifischen Installationsbedingungen überprüft werden.

Maximum number of luminaires per power supply. (220±240 V). These data must be checked taking into account the specific installation conditions.

Acc. RF25754	1	Acc. RF25752	3
Acc. RF25748	1	Acc. RF25755	9
Acc. RF25747	2	Acc. RF25749	17
Acc. RF25757	2		



Inklusive LED-Quelle. Die elektrische Fernstromversorgung 24 V Gleichstrom ON/OFF muss separat bestellt werden. Inklusive Wandbefestigungsbügel. Ausgestattet mit einem 2 m überstehenden Neoprenkabel und einem Set mit Crimpverbindern und selbstklebenden Schrumpfschläuchen, die die Dichtigkeit des Anschlusses garantieren. Extraklares transparentes Glas.

LED source included. Electric remote 24V dc ON/OFF power supply to be ordered separately. Wall fixing bracket included. The luminaire is equipped with a protruding, neoprene, 250 mm cable and a wiring kit with crimp connectors and adhesive heat-shrink tubing guaranteeing the water tightness of the connection. Extra clear transparent glass.

2200K auf Anfrage erhältlich.

2200K available on request.

Optic Spot 10°

Power Led: 4,5W - 331 lm ≠ OUTPUT 246 lm - 2700K/CRI 80 - 24Vdc / 4,5W - 359 lm ≠ OUTPUT 267 lm - 3000K/CRI 80 - 24Vdc / 4,5W - 373 lm ≠ OUTPUT 277 lm - 4000K/CRI 80 - 24Vdc

2700K

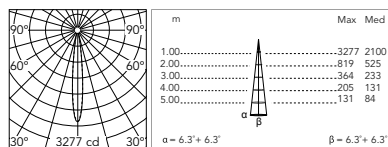
- FA50702501
- FA50702506
- FA50702512
- FA50702518
- FA50702530
- FA50702533

3000K

- FA50702301
- FA50702306
- FA50702312
- FA50702318
- FA50702330
- FA50702333

4000K

- FA50702201
- FA50702206
- FA50702212
- FA50702218
- FA50702230
- FA50702233



@ 3000K

Optic Medium 30°

Power Led: 4,5W - 331 lm ≠ OUTPUT 218 lm - 2700K/CRI 80 - 24Vdc / 4,5W - 359 lm ≠ OUTPUT 236 lm - 3000K/CRI 80 - 24Vdc / 4,5W - 373 lm ≠ OUTPUT 245 lm - 4000K/CRI 80 - 24Vdc

2700K

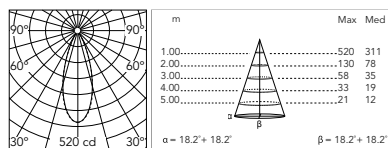
- FA50703501
- FA50703506
- FA50703512
- FA50703518
- FA50703530
- FA50703533

3000K

- FA50703301
- FA50703306
- FA50703312
- FA50703318
- FA50703330
- FA50703333

4000K

- FA50703201
- FA50703206
- FA50703212
- FA50703218
- FA50703230
- FA50703233



@ 3000K

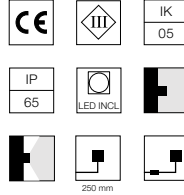
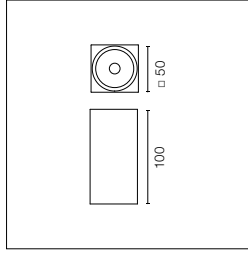
* Maximale Leuchten pro Stromversorgung / Maximum number of luminaires per power supply.

Maximale Leuchten pro Stromversorgung (220- 240 V). Diese Angaben müssen unter Berücksichtigung der spezifischen Installationsbedingungen überprüft werden.

Maximum number of luminaires per power supply. (220-240 V). These data must be checked taking into account the specific installation conditions.

Acc. RF25754	1	Acc. RF25757	2
Acc. RF25748	1	Acc. RF25755	7
Acc. RF25747	2	Acc. RF25749	14

Heavy Metal Wall 2 Double



Inklusive LED-Quelle. Die elektrische Fernstromversorgung 24 V Gleichstrom ON/OFF muss separat bestellt werden. Inklusive Wandbefestigungsbügel. Ausgestattet mit einem 2 m überstehenden Neoprenkabel und einem Set mit Crimpverbindern und selbstklebenden Schrumpfschläuchen, die die Dichtigkeit des Anschlusses garantieren. Extraklares transparentes Glas.

LED source included. Electric remote 24V dc ON/OFF power supply to be ordered separately. Wall fixing bracket included. The luminaire is equipped with a protruding, neoprene, 250 mm cable and a wiring kit with crimp connectors and adhesive heat-shrink tubing guaranteeing the water tightness of the connection. Extra clear transparent glass.

2200K auf Anfrage erhältlich.

2200K available on request.

Optic Spot 10°

Power Led: 6,8W - 2x199 lm ≠ OUTPUT 2x138 lm - 2700K/CRI 80 - 24Vdc / 6,8W - 2x215 lm ≠ OUTPUT 2x149 lm - 3000K/CRI 80 - 24Vdc / 6,8W - 2x224 lm ≠ OUTPUT 2x155 lm - 4000K/CRI 80 - 24Vdc

2700K

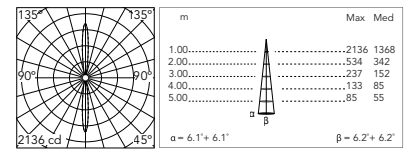
- FA50710501
- FA50710506
- FA50710512
- FA50710518
- FA50710530
- FA50710533

3000K

- FA50710301
- FA50710306
- FA50710312
- FA50710318
- FA50710330
- FA50710333

4000K

- FA50710201
- FA50710206
- FA50710212
- FA50710218
- FA50710230
- FA50710233



@ 3000K

Optic Medium 30°

Power Led: 6,8W - 2x199 lm ≠ OUTPUT 2x121 lm - 2700K/CRI 80 - 24Vdc / 6,8W - 2x215 lm ≠ OUTPUT 2x131 lm - 3000K/CRI 80 - 24Vdc / 6,8W - 2x224 lm ≠ OUTPUT 2x136 lm - 4000K/CRI 80 - 24Vdc

2700K

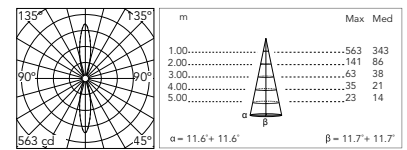
- FA50711501
- FA50711506
- FA50711512
- FA50711518
- FA50711530
- FA50711533

3000K

- FA50711301
- FA50711306
- FA50711312
- FA50711318
- FA50711330
- FA50711333

4000K

- FA50711201
- FA50711206
- FA50711212
- FA50711218
- FA50711230
- FA50711233



@ 3000K

* Maximale Leuchten pro Stromversorgung / Maximum number of luminaires per power supply.

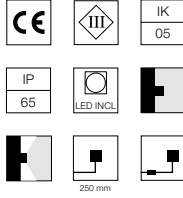
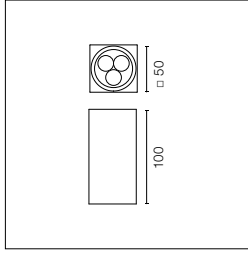
Maximale Leuchten pro Stromversorgung (220-240 V). Diese Angaben müssen unter Berücksichtigung der spezifischen Installationsbedingungen überprüft werden.

Maximum number of luminaires per power supply. (220-240 V). These data must be checked taking into account the specific installation conditions.

Acc. RF25747 1
Acc. RF25757 1
Acc. RF25752 2

Acc. RF25755 5
Acc. RF25749 8

Heavy Metal HP Wall 2 Double



Inklusive LED-Quelle. Die elektrische Fernstromversorgung 24 V Gleichstrom ON/OFF muss separat bestellt werden. Inklusive Wandbefestigungsbügel. Ausgestattet mit einem 2 m überstehenden Neoprenkabel und einem Set mit Crimpverbindern und selbstklebenden Schrumpfschläuchen, die die Dichtigkeit des Anschlusses garantieren. Extraklares transparentes Glas.

LED source included. Electric remote 24V dc ON/OFF power supply to be ordered separately. Wall fixing bracket included. The luminaire is equipped with a protruding, neoprene, 250 mm cable and a wiring kit with crimp connectors and adhesive heat-shrink tubing guaranteeing the water tightness of the connection. Extra clear transparent glass.

2200K auf Anfrage erhältlich.

2200K available on request.

Optic Spot 10°

Power Led: 9W - 2x331 lm ≠ OUTPUT 2x246 lm - 2700K/CRI 80 - 24Vdc / 9W - 2x359 lm ≠ OUTPUT 2x267 lm - 3000K/CRI 80 - 24Vdc / 9W - 2x373 lm ≠ OUTPUT 2x277 lm - 4000K/CRI 80 - 24Vdc

2700K

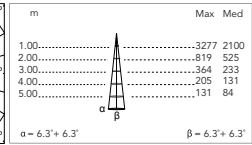
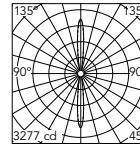
- FA50712501
- FA50712506
- FA50712512
- FA50712518
- FA50712530
- FA50712533

3000K

- FA50712301
- FA50712306
- FA50712312
- FA50712318
- FA50712330
- FA50712333

4000K

- FA50712201
- FA50712206
- FA50712212
- FA50712218
- FA50712230
- FA50712233



@ 3000K

Optic Medium 30°

Power Led: 9W - 2x331 lm ≠ OUTPUT 2x218 lm - 2700K/CRI 80 - 24Vdc / 9W - 2x359 lm ≠ OUTPUT 2x236 lm - 3000K/CRI 80 - 24Vdc / 9W - 2x373 lm ≠ OUTPUT 2x245 lm - 4000K/CRI 80 - 24Vdc

2700K

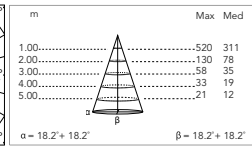
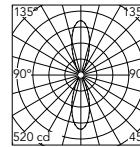
- FA50713501
- FA50713506
- FA50713512
- FA50713518
- FA50713530
- FA50713533

3000K

- FA50713301
- FA50713306
- FA50713312
- FA50713318
- FA50713330
- FA50713333

4000K

- FA50713201
- FA50713206
- FA50713212
- FA50713218
- FA50713230
- FA50713233



@ 3000K


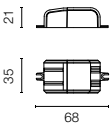

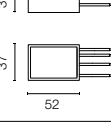

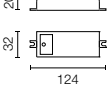

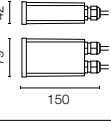

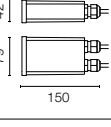

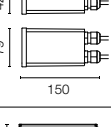

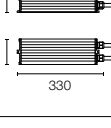

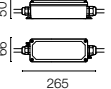
* Maximale Leuchten pro Stromversorgung / Maximum number of luminaires per power supply.

Maximale Leuchten pro Stromversorgung (220÷240 V). Diese Angaben müssen unter Berücksichtigung der spezifischen Installationsbedingungen überprüft werden.

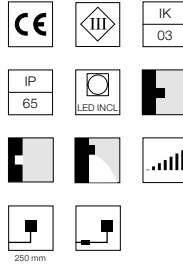
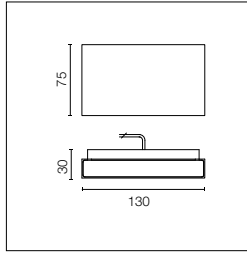
Maximum number of luminaires per power supply. (220÷240 V). These data must be checked taking into account the specific installation conditions.

Acc. RF25747	1
Acc. RF25757	1
Acc. RF25755	3
Acc. RF25749	7

Heavy Metal Wall 2: Treiber / Drivers

Stromversorgung Doppelfunktion Vout 24V Gleichstrom: 8 W/100÷240 V Iout 350 ma: 6x1 W /100÷240 V IP20 Klasse II Selv Eq.	Power supply dual function Vout 24Vdc: 8W/100÷240V Iout 350ma: 6x1W/100÷240V IP20 Class II Selv Eq.	Heavy Metal Wall 2 Mono *RF25754		
Netzgerät 24V 8W / 110-240V IP65 Klasse II selv.	Power supply 24V 8W / 110-240V IP65 Class II selv.	Heavy Metal Wall 2 Double *RF25748		
Netzgerät 24V 10W / 110-240V IP20 Klasse II selv.	Power supply 24V 10W /110-240V IP20 Class II selv.	*RF25747		
Netzgerät 24V 10W / 110-240V IP67 Klasse II selv.	Power supply 24V 10W / 110-240V IP67 Class II selv.	*RF25757		
Netzgerät für den Ferneinbau 24Vdc 20W / 220-240V IP67 Klasse II selv.	Power supply for remote installation 24Vdc 20W / 220-240V IP67 Class II selv.	*RF25752		
Netzgerät 24Vdc 35W / 120-270V IP67 Klasse II selv.	Power supply 24Vdc 35W / 120-270V IP67 Class II selv.	F990B23AZ00		
Netzgerät 24Vdc 50W / 120-240V IP67 Klasse II selv.	Power supply 24Vdc 50W / 120-240V IP67 Class II selv.	*RF25755		
Netzgerät 24Vdc 70W / 220-240V IP67 Klasse II selv.	Power supply 24Vdc 70W / 220-240V IP67 Class II selv.	*RF25749		

Heavy Metal Wall 3 Mono



Inklusive LED-Quelle. Die elektrische Fernstromversorgung 24 V Gleichstrom ON/OFF muss separat bestellt werden. Inklusive Wandbefestigungsbügel. Ausgestattet mit einem 2 m überstehenden Neoprenkabel und einem Set mit Crimpverbindern und selbstklebenden Schrumpfschläuchen, die die Dichtigkeit des Anschlusses garantieren. Extraklares transparentes Glas.

LED source included. Electric remote 24V dc ON/OFF power supply to be ordered separately. Wall fixing bracket included. The luminaire is equipped with a protruding, neoprene, 250 mm cable and a wiring kit with crimp connectors and adhesive heat-shrink tubing guaranteeing the water tightness of the connection. Extra clear transparent glass.

2200K auf Anfrage erhältlich.

2200K available on request.

Mid-Power Led: 2,5W - 246 lm ≠ OUTPUT 162 lm - 2700K/CRI 80 - 24Vdc / 2,5W - 265 lm ≠ OUTPUT 168 lm - 3000K/CRI 80 - 24Vdc / 2,5W - 278 lm ≠ OUTPUT 174 lm - 4000K/CRI 80 - 24Vdc

2700K

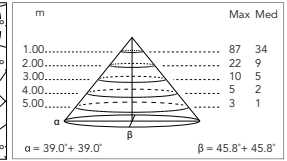
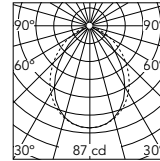
- FA51200501
- FA51200506
- FA51200512
- FA51200518
- FA51200530
- FA51200533

3000K

- FA51200301
- FA51200306
- FA51200312
- FA51200318
- FA51200330
- FA51200333

4000K

- FA51200201
- FA51200206
- FA51200212
- FA51200218
- FA51200230
- FA51200233



@ 3000K

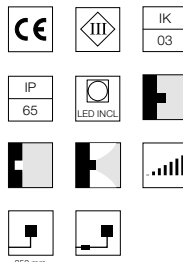
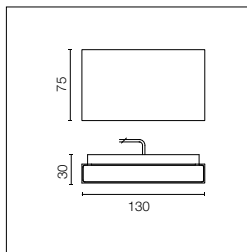
* Maximale Leuchten pro Stromversorgung / Maximum number of luminaires per power supply.

Maximale Leuchten pro Stromversorgung (220÷240 V). Diese Angaben müssen unter Berücksichtigung der spezifischen Installationsbedingungen überprüft werden.

Maximum number of luminaires per power supply. (220÷240 V). These data must be checked taking into account the specific installation conditions.

Acc. RF25754	3	Acc. RF26387.A	6
Acc. RF25748	3	Acc. RF25752	8
Acc. RF25747	4	Acc. RF25755	20
Acc. RF25757	4	Acc. RF25749	25
Acc. RF25750	6	Acc. RF25756	35
Acc. F990B21A000	6		

Heavy Metal Wall 3 Double



Inklusive LED-Quelle. Die elektrische Fernstromversorgung 24 V Gleichstrom ON/OFF muss separat bestellt werden. Inklusive Wandbefestigungsbügel. Ausgestattet mit einem 2 m überstehenden Neoprenkabel und einem Set mit Crimpverbindern und selbstklebenden Schrumpfschläuchen, die die Dichtigkeit des Anschlusses garantieren. Extraklares transparentes Glas.

LED source included. Electric remote 24V dc ON/OFF power supply to be ordered separately. Wall fixing bracket included. The luminaire is equipped with a protruding, neoprene, 250 mm cable and a wiring kit with crimp connectors and adhesive heat-shrink tubing guaranteeing the water tightness of the connection. Extra clear transparent glass.

2200K auf Anfrage erhältlich.

2200K available on request.

Mid-Power Led: 5W - 2x246 lm ≠ OUTPUT 2x162 lm - 2700K/CRI 80 - 24Vdc / 5W - 2x265 lm ≠ OUTPUT 2x168 lm - 3000K/CRI 80 - 24Vdc / 5W - 2x278 lm ≠ OUTPUT 2x174 lm - 4000K/CRI 80 - 24Vdc

2700K

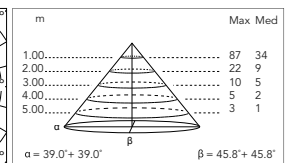
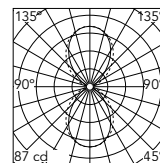
- FA51201501
- FA51201506
- FA51201512
- FA51201518
- FA51201530
- FA51201533

3000K

- FA51201301
- FA51201306
- FA51201312
- FA51201318
- FA51201330
- FA51201333

4000K

- FA51201201
- FA51201206
- FA51201212
- FA51201218
- FA51201230
- FA51201233



@ 3000K

* Maximale Leuchten pro Stromversorgung / Maximum number of luminaires per power supply.

Maximale Leuchten pro Stromversorgung (220÷240 V). Diese Angaben müssen unter Berücksichtigung der spezifischen Installationsbedingungen überprüft werden.

Maximum number of luminaires per power supply. (220÷240 V). These data must be checked taking into account the specific installation conditions.

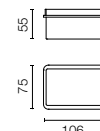
Acc. RF25754	1	Acc. RF26387.A	3
Acc. RF25748	1	Acc. RF25752	4
Acc. RF25747	2	Acc. RF25755	10
Acc. RF25757	2	Acc. RF25749	13
Acc. RF25750	3	Acc. RF25756	17
Acc. F990B21A000	3		

Heavy Metal Wall 3: Zubehörteile / Accessories

Eingebaute 3-Modul-Anschlussdose (Modell 503), 106x75, H 55 mm.

Recessed 3-module junction box (model 503) 106 x 75 H 55 mm.

Heavy Metal Wall 3
F990H010000



Heavy Metal Wall 3 Installation acc. F990H010000

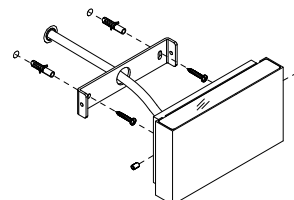
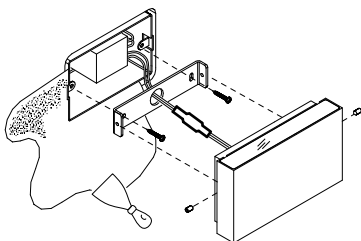
Heavy Metal Wall 3 mit Dose.
Optional: Stromversorgung Code 106 in Einbaudose.

Heavy Metal Wall 3 with box.
Optional: power supply code 106 in recessed box.

Heavy Metal Wall 3 Installation acc. F990H010000

Heavy Metal Wall 3 ohne Dose.

Heavy Metal Wall 3 without box.

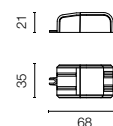


Heavy Metal Wall 3: Treiber / Drivers

Stromversorgung Doppelfunktion Vout 24V Gleichstrom: 8 W/100÷240 V Iout 350 ma: 6x1 W /100÷240 V IP20 Klasse II Selv Eq.

Power supply dual function Vout 24Vdc: 8W/100÷240V Iout 350ma: 6x1W/100÷240V IP20 Class II Selv Eq.

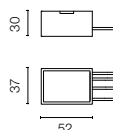
*RF25754



Netzgerät für 24Vdc 8W / 110-240V IP65 Klasse II selv.

Power supply 24Vdc 8W / 110-240V IP65 Class II selv.

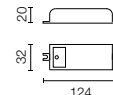
*RF25748



Netzgerät für den Ferneinbau 24Vdc 10W / 110-240V IP20 Klasse II selv.

Power supply for remote installation 24Vdc 10W / 110-240V IP20 Class II selv.

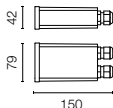
*RF25747



Netzgerät 24V 10W / 110-240V IP67 Klasse II selv.

Power supply 24V 10W / 110-240V IP67 Class II selv.

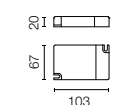
*RF25757



Netzgerät für den Ferneinbau 24Vdc 17W /N110-240V (15W@110V) IP20 Klasse II selv.

Power supply for remote installation 24Vdc 17W / 110-240V (15W@110V) IP20 Class II selv.

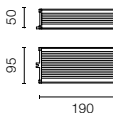
*RF25750
Dimmable 1-10V



Netzgerät 17W/110÷240V - 24Vdc (15W@110V) IP67 Klasse II selv.

Power supply 17W/110÷240V - 24Vdc (15W@110V) IP67 Class II selv.

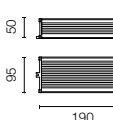
*F990B21A000



Netzgerät für den Ferneinbau 24Vdc 20W / 110-240Vdc (15W@110V) IP67 Klasse II selv.

Power supply for remote installation 24Vdc 20W / 110-240Vdc (15W@110V) IP67 Class II selv.

*RF26387.A
Dimmable DALI



Heavy Metal Wall 3: Treiber / Drivers

<p>Netzgerät für den Feinbau 24Vdc 20W / 220- 240V IP67 Klasse II selv.</p>	<p>Power supply for remote installation 24Vdc 20W / 220- 240V IP67 Class II selv.</p>	<p>*RF25752</p>		
<p>Netzgerät für den Feinbau 24Vdc 50W / 120-240V IP67 Klasse II selv.</p>	<p>Power supply for remote installation 24Vdc 50W / 120- 240V IP67 Class II selv.</p>	<p>*RF25755</p>		
<p>Netzgerät 24Vdc 35W / 120- 270V IP67 Klasse II selv.</p>	<p>Power supply 24Vdc 35W / 120-270V IP67 Class II selv.</p>	<p>F990B23AZ00</p>		
<p>Netzgerät für den Feinbau 24Vdc 70W / 220-240V IP67 Klasse II selv.</p>	<p>Power supply for remote installation 24Vdc 70W / 220- 240V IP67 Class II selv.</p>	<p>*RF25749</p>		
<p>Netzgerät für den Feinbau 24Vdc 96W / 120-240V IP67 Klasse II selv.</p>	<p>Power supply for remote installation 24Vdc 96W / 120- 240V IP67 Class II selv.</p>	<p>*RF25756</p>		

Marco





Marco Mono



Familie / Family

Marco Mono



Power Led

up to 3W
up to 103 lm - 2700K/CRI 80
up to 110 lm - 3000K/CRI 80
up to 114 lm - 4000K/CRI 80
* Net lumen output
2200K available on request.

Marco Double



Power Led

up to 4W
up to 2x103 lm - 2700K/CRI 80
up to 2x110 lm - 3000K/CRI 80
up to 2x114 lm - 4000K/CRI 80
* Net lumen output
2200K available on request.

Marco Omnidirectional



Power Led

up to 7W
up to 4x103 lm - 2700K/CRI 80
up to 4x110 lm - 3000K/CRI 80
up to 4x114 lm - 4000K/CRI 80
* Net lumen output
2200K available on request.

Ausführungen / Colours



01 White



06 Grey



12 Forest Green



18 Deep Brown



30 Black

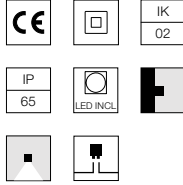
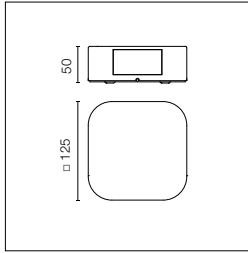


33 Anthracite

Beschreibung / Description

Wandleuchte für Außenbereiche mit LED-Lichtquelle. Sie zeichnet sich durch ihre eckige Form mit runden Profilen und geringem Überstand aus. Erhältlich in verschiedenen Kombinationen von Abstrahlwinkeln und Emissionsfenstern, um verschiedene Lichtbilder an der Wand schaffen zu können. Struktur aus Aluminiumdruckguss, Legierung EN AB-47100 (mit geringem Kupferanteil) und Befestigungsbügel aus Edelstahl AISI 304. Extraklarer Glas-Diffusor mit Siebdruckkante, am Rand der Leuchte mit einem Roboterklebesystem befestigt, um Wasseransammlung zu vermeiden. In verschiedenen Ausführungen erhältlich, mit doppelschichtiger Pulverbeschichtung und chemischer Oberflächenbehandlung, um eine hohe Korrosionsbeständigkeit zu gewährleisten. Die Befestigungsschrauben sind aus Edelstahl AISI 316L gefertigt und haben minimale Abmessungen für eine perfekte, streifende Integration in die Leuchtenstruktur.

Outdoor wall luminaire with LED light source. It is characterized by its square shape with rounded profiles and reduced protrusion. Available in different combinations of beam angles and emission windows, which allow the creation of luminous graphic signs flush with the wall. Die-cast aluminium structure, EN AB-47100 alloy (with low copper content) and AISI 304 stainless steel fixing bracket. Extra clear glass diffuser with silkscreen border, fixed flush with the luminaire's edge through a robotic gluing system in order to prevent water deposits. Available in different finishes with a double layer coating and a chemical conversion surface treatment to guarantee high resistance to corrosion. The fixing screws are made of AISI 316L stainless steel and of minimal dimensions for a perfect, grazing integration into the luminaire's structure.



Inklusive LED-Quelle. Integrierte elektrische Stromversorgung 220-240 V ON/OFF. Inklusive Wandbefestigungsbügel. Ausgestattet mit zwei Kabelführungen aus Gummi (5 mm \varnothing <math><9</math> mm Kabel) für Inlet-Outlet-Anschlüsse.

LED source included. Integrated electric power supply 220-240V ON/OFF. Wall fixing bracket included. Equipped with two rubber cable guides (5mm \varnothing <math><9</math> mm) that facilitate the inlet-outlet connection.

2200K auf Anfrage erhältlich.

2200K available on request.

Optic Spot 12°

Power Led: 3W - 139 lm ≠ OUTPUT 103 lm - 2700K/CRI 80 - 220÷240V / 3W - 149 lm ≠ OUTPUT 110 lm - 3000K/CRI 80 - 220÷240V / 3W - 154 lm ≠ OUTPUT 114 lm - 4000K/CRI 80 - 220÷240V

2700K

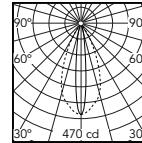
- FA1072764301
- FA1072764306
- FA1072764312
- FA1072764318
- FA1072764330
- FA1072764333

3000K

- FA1071164301
- FA1071164306
- FA1071164312
- FA1071164318
- FA1071164330
- FA1071164333

4000K

- FA1072304301
- FA1072304306
- FA1072304312
- FA1072304318
- FA1072304330
- FA1072304333



m	Max	Med
1.00	470	290
2.00	117	72
3.00	52	32
4.00	29	18
5.00	19	12

$\alpha = -6.3^\circ + 6.3^\circ$ $\beta = -22.8^\circ + 22.8^\circ$

@ 3000K

Optic Flood 71°

Power Led: 3W - 139 lm ≠ OUTPUT 101 lm - 2700K/CRI 80 - 220÷240V / 3W - 149 lm ≠ OUTPUT 108 lm - 3000K/CRI 80 - 220÷240V / 3W - 154 lm ≠ OUTPUT 111 lm - 4000K/CRI 80 - 220÷240V

2700K

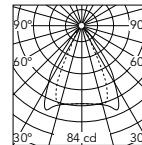
- FA1072765001
- FA1072765006
- FA1072765012
- FA1072765018
- FA1072765030
- FA1072765033

3000K

- FA1071165001
- FA1071165006
- FA1071165012
- FA1071165018
- FA1071165030
- FA1071165033

4000K

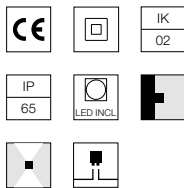
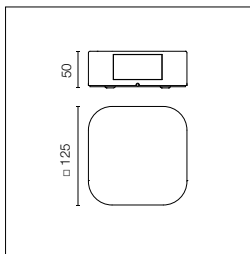
- FA1072305001
- FA1072305006
- FA1072305012
- FA1072305018
- FA1072305030
- FA1072305033



m	Max	Med
1.00	84	58
2.00	21	14
3.00	9	6
4.00	5	4
5.00	3	2

$\alpha = -35.5^\circ + 35.5^\circ$ $\beta = -25.7^\circ + 25.7^\circ$

@ 3000K



Inklusive LED-Quelle. Integrierte elektrische Stromversorgung 220-240 V ON/OFF. Inklusive Wandbefestigungsbügel. Ausgestattet mit zwei Kabelführungen aus Gummi (5 mm\times9 mm Kabel) für Inlet-Outlet-Anschlüsse.

LED source included. Integrated electric power supply 220-240V ON/OFF. Wall fixing bracket included. Equipped with two rubber cable guides (5mm\times9mm) that facilitate the inlet-outlet connection.

2200K auf Anfrage erhältlich.

2200K available on request.

Optic Spot 12°

Power Led: 4W - 2x139 lm \neq OUTPUT 2x103 lm - 2700K/CRI 80 - 220÷240V / 4W - 2x149 lm \neq OUTPUT 2x110 lm - 3000K/CRI 80 - 220÷240V / 4W - 2x154 lm \neq OUTPUT 2x114 lm - 4000K/CRI 80 - 220÷240V

2700K

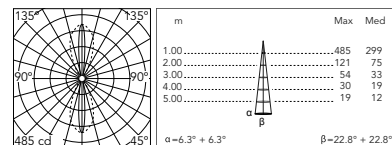
- FA1072794401
- FA1072794406
- FA1072794412
- FA1072794418
- FA1072794430
- FA1072794433

3000K

- FA1071194401
- FA1071194406
- FA1071194412
- FA1071194418
- FA1071194430
- FA1071194433

4000K

- FA1072314401
- FA1072314406
- FA1072314412
- FA1072314418
- FA1072314430
- FA1072314433



@ 3000K

Optic Flood 71°

Power Led: 4W - 2x139 lm \neq OUTPUT 2x101lm - 2700K/CRI 80 - 220÷240V / 4W - 2x149 lm \neq OUTPUT 2x108 lm - 3000K/CRI 80 - 220÷240V / 4W - 2x154 lm \neq OUTPUT 2x111 lm - 4000K/CRI 80 - 220÷240V

2700K

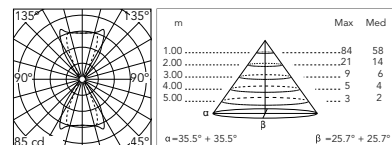
- FA1072795101
- FA1072795106
- FA1072795112
- FA1072795118
- FA1072795130
- FA1072795133

3000K

- FA1071195101
- FA1071195106
- FA1071195112
- FA1071195118
- FA1071195130
- FA1071195133

4000K

- FA1072315101
- FA1072315106
- FA1072315112
- FA1072315118
- FA1072315130
- FA1072315133



@ 3000K

Optic Spot 12°+Flood 71°

Power Led: 4W - 2x139 lm \neq OUTPUT 2x103+101 lm - 2700K/CRI 80 - 220÷240V / 4W - 2x149 lm \neq OUTPUT 2x110+108 lm - 3000K/CRI 80 - 220÷240V / 4W - 2x154 lm \neq OUTPUT 2x114+111 lm - 4000K/CRI 80 - 220÷240V

2700K

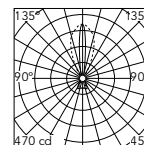
- FA1072725301
- FA1072725306
- FA1072725312
- FA1072725318
- FA1072725330
- FA1072725333

3000K

- FA1071225301
- FA1071225306
- FA1071225312
- FA1071225318
- FA1071225330
- FA1071225333

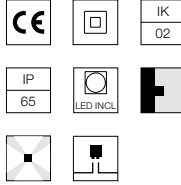
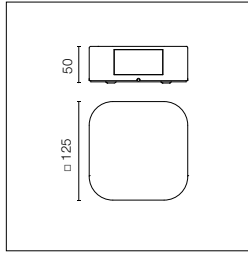
4000K

- FA1072315301
- FA1072315306
- FA1072315312
- FA1072315318
- FA1072315330
- FA1072315333



@ 3000K

Marco Omnidirectional



Inklusive LED-Quelle. Integrierte elektrische Stromversorgung 220-240 V ON/OFF. Inklusive Wandbefestigungsbügel. Ausgestattet mit zwei Kabelführungen aus Gummi (5 mm \times 9 mm Kabel) für Inlet-Outlet-Anschlüsse.

LED source included. Integrated electric power supply 220-240V ON/OFF. Wall fixing bracket included. Equipped with two rubber cable guides (5mm \times 9mm) that facilitate the inlet-outlet connection.

2200K auf Anfrage erhältlich.

2200K available on request.

Optic Spot 12°

Power Led: 7W - 4x139 lm \neq OUTPUT 4x103 lm - 2700K/CRI 80 - 220÷240V / 7W - 4x149 lm \neq OUTPUT 4x110 lm - 3000K/CRI 80 - 220÷240V / 7W - 4x154 lm \neq OUTPUT 4x114 lm - 4000K/CRI 80 - 220÷240V

2700K

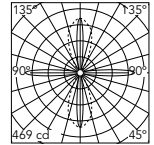
- FA1072724701
- FA1072724706
- FA1072724712
- FA1072724718
- FA1072724730
- FA1072724733

3000K

- FA107924501
- FA107924506
- FA107924512
- FA107924518
- FA107924530
- FA107924533

4000K

- FA1072324501
- FA1072324506
- FA1072324512
- FA1072324518
- FA1072324530
- FA1072324533



@ 3000K

Optic Flood 71°

Power Led: 7W - 4x139 lm \neq OUTPUT 4x101 lm - 2700K/CRI 80 - 220÷240V / 7W - 4x149 lm \neq OUTPUT 4x108 lm - 3000K/CRI 80 - 220÷240V / 7W - 4x154 lm \neq OUTPUT 4x111 lm - 4000K/CRI 80 - 220÷240V

2700K

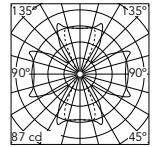
- FA1072724901
- FA1072724906
- FA1072724912
- FA1072724918
- FA1072724930
- FA1072724933

3000K

- FA107925201
- FA107925206
- FA107925212
- FA107925218
- FA107925230
- FA107925233

4000K

- FA1072325201
- FA1072325206
- FA1072325212
- FA1072325218
- FA1072325230
- FA1072325233



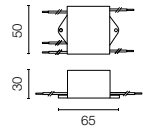
@ 3000K

Marco: Zubehörteile / Accessories

Überspannungsschutzgerät.
275 Vac. Maximaler
Entladestrom 10KA
(8 / 20μs). Maximaler
Betriebsstrom 5A. Geeignet
für Reihenschaltung. IP66.

Surge protection device.
275Vac. Maximum discharge
current 10KA (8/20μs).
Maximum operating current
5A. Suitable for series
connection. IP66.

F990E00A000



Fenestra

Designed by Flos Outdoor







Fenestra

Familie / Family

Fenestra 24V



Power Led

4W
165 lm - 2700K/CRI 80
183 lm - 3000K/CRI 80
201 lm - 4000K/CRI 80

Fenestra



Power Led

5,5W
165 lm - 2700K/CRI 80
183 lm - 3000K/CRI 80
201 lm - 4000K/CRI 80

Ausführungen / Colours



01 White



06 Grey



12 Forest Green



18 Deep Brown



30 Black



33 Anthracite

Beschreibung / Description

Gerät für den Außenbereich, kann im Fensterraum installiert werden, mit LED-Stromquelle.

Aus druckgegossenem, kupferarmem Aluminium EN AB-47100 gefertigter Gerätekörper.

Beschichtung mit hoher Beständigkeit: Nach einer Sandstrahlungsbehandlung aller Bestandteile, damit die Oberfläche porös wird und eine bessere Haftung des Lacks gewährleistet wird, wird die Außenbeschichtung mit einer doppelten Pulverbeschichtung entsprechend dem QUALICOAT-Standard angewendet. Die erste Epoxid-Pulverschicht bietet eine chemische und mechanische Widerstandsfähigkeit, die zweite Pulverenschicht aus Polyester stellt die Beständigkeit gegenüber UV-Strahlen und Witterungseinflüssen sicher.

Die lackierten Oberflächen werden mit basen- und säurehaltigen Reinigungen behandelt, mit entmineralisiertem Wasser gespült und einer Behandlung zur chemischen Konversion unterzogen, um den Oxydationsschutz zu gewährleisten.

Dank der Verwendung einer doppelten LED-Quelle und zweier Linsen mit Lamellenemission wird eine Abdeckung von 270° mit homogener Verteilung und optimaler chromatischer Einheitlichkeit garantiert.

Diffusor aus Polycarbonat, UV-beständig, Silikon-Dichtung.

Luminaire for outdoor use for installation in a window compartment with LED light source.

Luminaire body in die-cast aluminum EN AB-47100 (low copper content).

High-resistance coating: after a sandblasting treatment of all components to make the surface porous and ensure a greater adhesion of the paint, the external coating is applied with a double layer with epoxy powders according to the QUALICOAT standard. The first layer of epoxy powder gives chemical and mechanical resistance, the second finishing layer of polyester powder ensures resistance to UV rays and atmospheric agents.

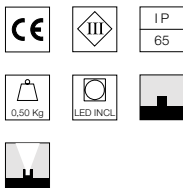
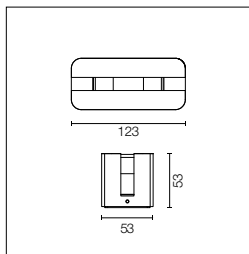
The painted surfaces are treated with alkaline and acidic washes, then rinsed with demineralized water, subjected to a chemical conversion treatment to protect against oxidation.

Thanks to the use of a dual LED source and two laminar emitting lenses, it guarantees a coverage of 270° with homogeneous distribution and excellent color uniformity.

UV-stabilized polycarbonate diffuser, silicone seal.

Each luminaire is equipped with a mechanical adjustment system of up to 10° to compensate the tilting of the parapet and thus correctly orient the light beam.

Fenestra 24V



Externe Stromversorgung (12-24V) muss separat bestellt werden. Mit einem 1.000-mm-Ausgangskabelteil aus Neopren ausgestattet.

12-24V remote power supply to be ordered separately. Equipped with a 1000 mm length outgoing neoprene cable.

Power Led: 4W - 274 lm ≠ FIXT 165 lm - 2700K/CRI 80 - 12-24V / 4W - 304 lm ≠ FIXT 183 lm - 3000K/CRI 80 - 12-24V / 4W - 334 lm ≠ FIXT 201 lm - 4000K/CRI 80 - 12-24V

2700K

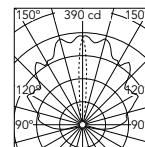
- F2250001
- F2250006
- F2250012
- F2250018
- F2250030
- F2250033

3000K

- F2251001
- F2251006
- F2251012
- F2251018
- F2251030
- F2251033

4000K

- F2252001
- F2252006
- F2252012
- F2252018
- F2252030
- F2252033

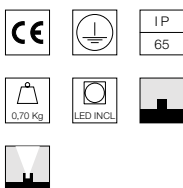
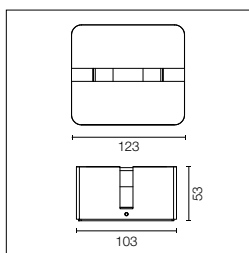


Beam Angle: 10°

h(m)	E(lx)	D(m)
1	390	7.63
2	97	15.26
3	43	22.89
4	24	30.52
5	16	38.15

@4000K

Fenestra



Stromquelle 100/240 V integriert. Mit einem 1000-mm-Ausgangskabelteil aus Neopren ausgestattet. Dimmbare Version auf Anfrage.

Integrated 100/240V power supply. Equipped with an 1000 mm length outgoing neoprene cable. Dimmable version on request.

Power Led: 5,5W - 274 lm ≠ FIXT 165 lm - 2700K/CRI 80 - 100-240V / 5,5W - 304 lm ≠ FIXT 183 lm - 3000K/CRI 80 - 100-240V / 5,5W - 334 lm ≠ FIXT 201 lm - 4000K/CRI 80 - 100-240V

2700K

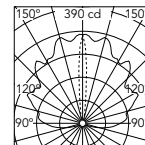
- F2260001
- F2260006
- F2260012
- F2260018
- F2260030
- F2260033

3000K

- F2261001
- F2261006
- F2261012
- F2261018
- F2261030
- F2261033

4000K

- F2262001
- F2262006
- F2262012
- F2262018
- F2262030
- F2262033

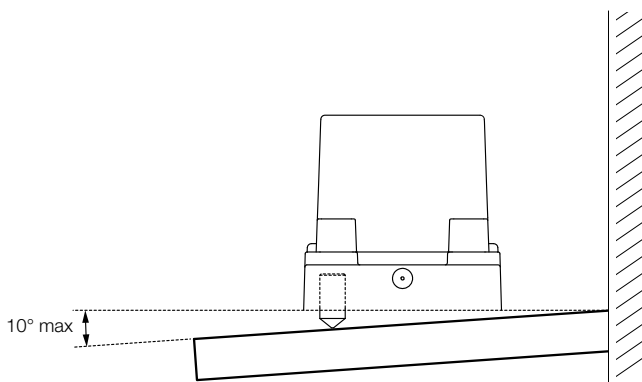


Beam Angle: 10°

h(m)	E(lx)	D(m)
1	390	7.63
2	97	15.26
3	43	22.89
4	24	30.52
5	16	38.15

@4000K

Einstellen der Leuchte für nicht ebene Auflageflächen Luminaire adjustment for non-planar surfaces




Fenestra 24V: Zubehörteile / Accessories

Überspannungsschutzgerät.
275 Vac. Maximaler
Entladestrom 10KA
(8 / 20us). Maximaler
Betriebsstrom 5A. Geeignet
für Reihenschaltung. IP66.

Surge protection device.
275Vac. Maximum discharge
current 10KA (8/20us).
Maximum operating current
5A. Suitable for series
connection. IP66.

F990E00A000



Fenestra 24V: Treiber / Drivers

Netzgerät 24V 8W / 110-240V
IP20 Klasse II selv.

Power supply 24V 8W / 110-
240V IP20 Class II selv.

*RF25754



Netzgerät 24V 8W / 110-240V
IP65 Klasse II selv.

Power supply 24V 8W / 110-
240V IP65 Class II selv.

*RF25748



Netzgerät 24V 10W / 110-
240V IP20 Klasse II selv.

Power supply 24V 10W /110-
240V IP20 Class II selv.

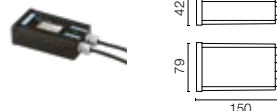
*RF25747



Netzgerät 24V 10W / 110-
240V IP67 Klasse II selv.

Power supply 24V 10W /
110-240V IP67 Class II selv.

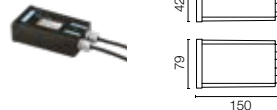
*RF25757



Netzgerät 24Vdc 35W / 120-
270V IP67 Klasse II selv.

Power supply 24Vdc 35W /
120-270V IP67 Class II selv.


*F990B23AZ00



Netzgerät 24Vdc 50W / 120-
240V IP67 Klasse II selv.

Power supply 24Vdc 50W /
120-240V IP67 Class II selv.


*RF25755



Netzgerät 24Vdc 70W / 220-
240V IP67 Klasse II selv.

Power supply 24Vdc 70W /
220-240V IP67 Class II selv.

*RF25749



* Maximale Leuchten pro Stromversorgung / Maximum number of luminaires per power supply.

Maximale Leuchten pro
Stromversorgung (220÷ 240
V). Diese Angaben müssen
unter Berücksichtigung der
spezifischen Installationsbed-
ingungen überprüft werden.

Maximum number of
luminaires per power supply.
(220÷240 V). These data must
be checked taking into ac-
count the specific installation
conditions.

Acc. RF25754	1
Acc. RF25748	1
Acc. RF25747	2
Acc. RF25757	2
Acc. F990B23AZ00	6
Acc. RF25755	9
Acc. RF25749	13

A-Round

Designed by Piero Lissoni







A-Round

Familie / Family

A-Round 315



Power Led

42W
3432 lm - 2700K/CRI 80
3978 lm - 3000K/CRI 80
4290 lm - 4000K/CRI 80

A-Round 240



Power Led

21W
1760 lm - 2700K/CRI 80
2040 lm - 3000K/CRI 80
2200 lm - 4000K/CRI 80

A-Round 150



Power Led

8W
572 lm - 2700K/CRI 80
663 lm - 3000K/CRI 80
715 lm - 4000K/CRI 80

Ausführungen / Colours



65 Matt Copper



45 Matt Gold



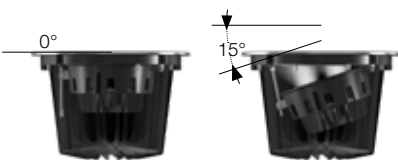
48 Matt Bronze



56 Matt Stainless Steel

Einstellung auf der vertikale Achse: max. 15°

Adjustment on the vertical axis: max 15°



Drehung um die horizontale Achse: max. 359°

Rotation around the horizontal axis: max 359°



Beschreibung / Description

Begehbare und befahrbare LED-Bodeneinbaugerät für Außenbereiche, in drei Dimensionen verfügbar, mit verstellbarer und mit unterschiedlichen Konfigurationen einstellbarer Optik.

Äußere Nutmutter aus Edelstahl AISI 316L, die mit dem PVD-Verfahren behandelt wurde (Physikalische Beschichtung aus der Dampfphase).

Dank dieser innovativen Behandlung werden die Oberflächen von A-Round mit einem dünnen Film aus Metallen wie Zirkonium oder Titan versehen, der kombiniert mit dem Stahl auf Molekularebene die Widerstandsfähigkeit gegenüber mechanischen und witterungsbedingten Einflüssen verbessert.

Aus druckgegossenem, kupferarmem Aluminium EN AB-47100 gefertigter Gerätekörper, mit doppelter Lackschicht mit hohem Korrosionswiderstand beschichtet.

Gehärtetes, transparentes Glas mit hoher Widerstandsfähigkeit, siebgedruckt, um die Blendung zu verringern.

Treiber für Ferninstallation eingeschlossen, ausgestattet mit wasserdichtem Schnellanschluss M12.

Für die Installation ist ein Einbaugehäuse notwendig, das separat zu bestellen ist.

Ein entsprechendes Kieselniveau (> 300 mm) oder ein Ablaufsystem muss bereitgestellt werden, um die Entwässerung sicherzustellen und den Wasserrückstau zu verhindern.

Um die Widerstandsfähigkeit der Kabelverschraubung zu gewährleisten, müssen biegsame Stromkabel verwendet werden, die für die Anwendung in Außenbereichen geeignet sind.

Ground-recessed luminaire for outdoor use, walkable and trafficable, available in three sizes, with adjustable optics in various configurations.

External body made of stainless steel AISI 316L treated with the PVD process (Physical Vapour Deposition).

Thanks to this innovative treatment, the surfaces of A-Round are coated with a thin film of metals, such as zirconium and titanium which, combining with the steel at the molecular level, increases the resistance to both, mechanical and atmospheric agents, permitting the execution of elegant and durable finishings.

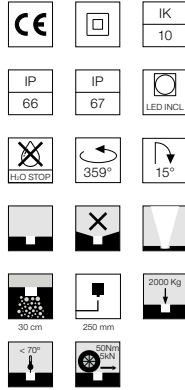
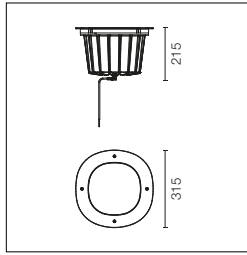
The body of the luminaire is made of die-cast aluminum EN AB-47100 with low copper content, coated with two layers of paint with high resistance to corrosion.

High-strength tempered clear glass, screen-printed to reduce glare.

Driver for remote installation included, provided with M12 quick connector for watertight coupling.

Installation requires a housing for flush mounting, to be ordered separately.

It is necessary to provide an adequate level of gravel (> 300 mm) or a drain system to ensure drainage and avoid water stagnation. To ensure the sealing of the cable gland it is necessary to use flexible electric cables suitable for use in outdoor environments.



Stromquelle 220/240V integriert. Das erforderliche Einbaugehäuse ist separat zu bestellen.
Einstellung auf der vertikale Achse: max. 15°. Drehung um die horizontale Achse: max. 359°.

Integrated 220/240V power supply. Box for installation required, to be ordered separately.
Adjustment on the vertical axis: max 15°. Rotation around the horizontal axis: max 359°.

Power Led: 42W - 3432 lm ≠ *FIXT 3203 lm - 2700K/CRI 80 - 220-240V / 42W - 3978 lm ≠ *FIXT 3447 lm - 3000K/CRI 80 - 220-240V / 42W - 4290 lm ≠ *FIXT 3707 lm - 4000K/CRI 80 - 220-240V
*FIXT lm = Spot Optic

Optic Spot

2700K

Non Dimmable

- F4588065.A
- F4588045.A
- F4588048.A
- F4588056.A

1-10V

- F4588065-310.A
- F4588045-310.A
- F4588048-310.A
- F4588056-310.A

Dali

- F4588065-300.A
- F4588045-300.A
- F4588048-300.A
- F4588056-300.A

3000K

Non Dimmable

- F4591065
- F4591045
- F4591048
- F4591056

1-10V

- F4591065-310
- F4591045-310
- F4591048-310
- F4591056-310

Dali

- F4591065-300
- F4591045-300
- F4591048-300
- F4591056-300

4000K

Non Dimmable

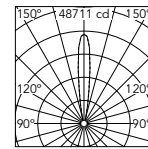
- F4594065
- F4594045
- F4594048
- F4594056

1-10V

- F4594065-310
- F4594045-310
- F4594048-310
- F4594056-310

Dali

- F4594065-300
- F4594045-300
- F4594048-300
- F4594056-300



@4000K

Beam Angle: 14°

h(m)	E(lx)	D(m)
1	48711	0.25
2	12178	0.49
3	5412	0.74
4	3044	0.98
5	1948	1.23

Optic Medium

2700K

Non Dimmable

- F4589065.A
- F4589045.A
- F4589048.A
- F4589056.A

1-10V

- F4589065-310.A
- F4589045-310.A
- F4589048-310.A
- F4589056-310.A

Dali

- F4589065-300.A
- F4589045-300.A
- F4589048-300.A
- F4589056-300.A

3000K

Non Dimmable

- F4592065
- F4592045
- F4592048
- F4592056

1-10V

- F4592065-310
- F4592045-310
- F4592048-310
- F4592056-310

Dali

- F4592065-300
- F4592045-300
- F4592048-300
- F4592056-300

4000K

Non Dimmable

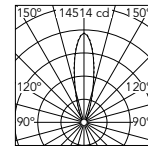
- F4595065
- F4595045
- F4595048
- F4595056

1-10V

- F4595065-310
- F4595045-310
- F4595048-310
- F4595056-310

Dali

- F4595065-300
- F4595045-300
- F4595048-300
- F4595056-300



@4000K

Beam Angle: 25°

h(m)	E(lx)	D(m)
1	14514	0.43
2	3629	0.86
3	1613	1.29
4	907	1.73
5	581	2.16

Optic Flood

2700K

Non Dimmable

- F4590065.A
- F4590045.A
- F4590048.A
- F4590056.A

1-10V

- F4590065-310.A
- F4590045-310.A
- F4590048-310.A
- F4590056-310.A

Dali

- F4590065-300.A
- F4590045-300.A
- F4590048-300.A
- F4590056-300.A

3000K

Non Dimmable

- F4593065
- F4593045
- F4593048
- F4593056

1-10V

- F4593065-310
- F4593045-310
- F4593048-310
- F4593056-310

Dali

- F4593065-300
- F4593045-300
- F4593048-300
- F4593056-300

4000K

Non Dimmable

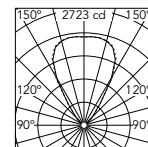
- F4596065
- F4596045
- F4596048
- F4596056

1-10V

- F4596065-310
- F4596045-310
- F4596048-310
- F4596056-310

Dali

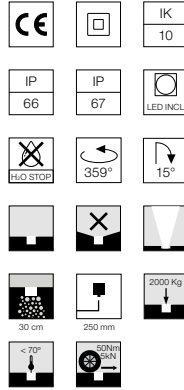
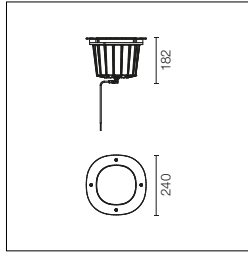
- F4596065-300
- F4596045-300
- F4596048-300
- F4596056-300



@4000K

Beam Angle: 64°

h(m)	E(lx)	D(m)
1	2723	1.23
2	681	2.46
3	303	3.69
4	170	4.92
5	109	6.15



Stromquelle 220/240V integriert. Das erforderliche Einbaugehäuse ist separat zu bestellen.
Einstellung auf der vertikale Achse: max. 15°. Drehung um die horizontale Achse: max. 359°.

Integrated 220/240V power supply. Box for installation required, to be ordered separately.
Adjustment on the vertical axis: max 15°. Rotation around the horizontal axis: max 359°.

Power Led: 21W - 1760 lm ≠ *FIXT 1623 lm - 2700K/CRI 80 - 220-240V / 21W - 2040 lm ≠ *FIXT 1747 lm - 3000K/CRI 80 - 220-240V / 21W - 2200 lm ≠ *FIXT 1878 lm - 4000K/CRI 80 - 220-240V
*FIXT lm = Spot Optic

Optic Spot

2700K

Non Dimmable

- F4579065.A
- F4579045.A
- F4579048.A
- F4579056.A
- 1-10V
- F4579065-310.A
- F4579045-310.A
- F4579048-310.A
- F4579056-310.A
- Dali
- F4579065-300.A
- F4579045-300.A
- F4579048-300.A
- F4579056-300.A

3000K

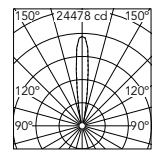
Non Dimmable

- F4582065
- F4582045
- F4582048
- F4582056
- 1-10V
- F4582065-310
- F4582045-310
- F4582048-310
- F4582056-310
- Dali
- F4582065-300
- F4582045-300
- F4582048-300
- F4582056-300

4000K

Non Dimmable

- F4585065
- F4585045
- F4585048
- F4585056
- 1-10V
- F4585065-310
- F4585045-310
- F4585048-310
- F4585056-310
- Dali
- F4585065-300
- F4585045-300
- F4585048-300
- F4585056-300



Beam Angle: 14°

h(m)	E(lx)	D(m)
1	24478	0.25
2	6120	0.50
3	2720	0.75
4	1530	1.00
5	979	1.25

@4000K

Optic Medium

2700K

Non Dimmable

- F4580065.A
- F4580045.A
- F4580048.A
- F4580056.A
- 1-10V
- F4580065-310.A
- F4580045-310.A
- F4580048-310.A
- F4580056-310.A
- Dali
- F4580065-300.A
- F4580045-300.A
- F4580048-300.A
- F4580056-300.A

3000K

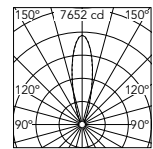
Non Dimmable

- F4583065
- F4583045
- F4583048
- F4583056
- 1-10V
- F4583065-310
- F4583045-310
- F4583048-310
- F4583056-310
- Dali
- F4583065-300
- F4583045-300
- F4583048-300
- F4583056-300

4000K

Non Dimmable

- F4586065
- F4586045
- F4586048
- F4586056
- 1-10V
- F4586065-310
- F4586045-310
- F4586048-310
- F4586056-310
- Dali
- F4586065-300
- F4586045-300
- F4586048-300
- F4586056-300



Beam Angle: 25°

h(m)	E(lx)	D(m)
1	7652	0.45
2	1913	0.90
3	850	1.35
4	478	1.80
5	306	2.25

@4000K

Optic Flood

2700K

Non Dimmable

- F4581065.A
- F4581045.A
- F4581048.A
- F4581056.A
- 1-10V
- F4581065-310.A
- F4581045-310.A
- F4581048-310.A
- F4581056-310.A
- Dali
- F4581065-300.A
- F4581045-300.A
- F4581048-300.A
- F4581056-300.A

3000K

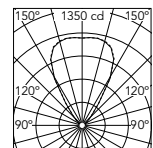
Non Dimmable

- F4584065
- F4584045
- F4584048
- F4584056
- 1-10V
- F4584065-310
- F4584045-310
- F4584048-310
- F4584056-310
- Dali
- F4584065-300
- F4584045-300
- F4584048-300
- F4584056-300

4000K

Non Dimmable

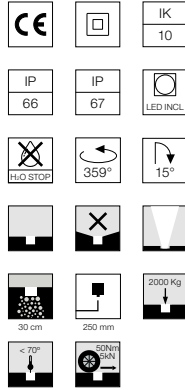
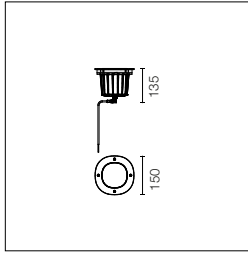
- F4587065
- F4587045
- F4587048
- F4587056
- 1-10V
- F4587065-310
- F4587045-310
- F4587048-310
- F4587056-310
- Dali
- F4587065-300
- F4587045-300
- F4587048-300
- F4587056-300



Beam Angle: 64°

h(m)	E(lx)	D(m)
1	1350	1.25
2	338	2.49
3	150	3.74
4	84	4.98
5	54	6.23

@4000K



Stromquelle 110/240V integriert. Das erforderliche Einbaugeschloß ist separat zu bestellen. Dimmbare Version auf Anfrage.
Einstellung auf der vertikale Achse: max. 15°. Drehung um die horizontale Achse: max. 359°.

Integrated 110/240V power supply. Box for installation required, to be ordered separately. Dimmable version on request.
Adjustment on the vertical axis: max 15°. Rotation around the horizontal axis: max 359°.

Power Led: 8W - 572 lm \neq *FIXT 536 lm - 2700K/CRI 80 - 110-240V / 8W - 663 lm \neq *FIXT 576 lm - 3000K/CRI 80 - 110-240V / 8W - 715 lm \neq *FIXT 620 lm - 4000K/CRI 80 - 110-240V
*FIXT lm = Spot Optic

Optic Spot

2700K

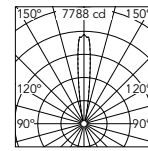
- F4570065.A
- F4570045.A
- F4570048.A
- F4570056.A

3000K

- F4573065
- F4573045
- F4573048
- F4573056

4000K

- F4576065
- F4576045
- F4576048
- F4576056



Beam Angle: 14°		
h(m)	E(lx)	D(m)
1	7788	0.25
2	1947	0.50
3	865	0.76
4	487	1.01
5	312	1.26

@4000K

Optic Medium

2700K

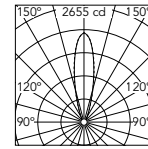
- F4571065.A
- F4571045.A
- F4571048.A
- F4571056.A

3000K

- F4574065
- F4574045
- F4574048
- F4574056

4000K

- F4577065
- F4577045
- F4577048
- F4577056



Beam Angle: 25°		
h(m)	E(lx)	D(m)
1	2655	0.43
2	664	0.86
3	295	1.28
4	166	1.71
5	106	2.14

@4000K

Optic Flood

2700K

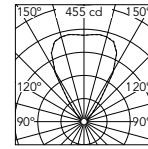
- F4572065.A
- F4572045.A
- F4572048.A
- F4572056.A

3000K

- F4575065
- F4575045
- F4575048
- F4575056

4000K




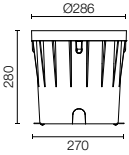



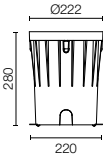



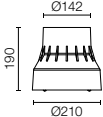




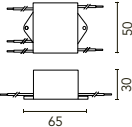
- F4578065
- F4578045
- F4578048
- F4578056



Beam Angle: 64°		
h(m)	E(lx)	D(m)
1	455	1.26
2	114	2.51
3	51	3.77
4	28	5.03
5	18	6.28

@4000K

A-Round: Zubehörteile / Accessories

Honeycomb.	Honeycomb.	A-Round 315 - 4 Units Kit F4557000		
Floodlinse.	Flood lens.	A-Round 315 - 4 Units Kit F4560000		
Einbaugehäuse.	Box for installation.	A-Round 315 F4599000		
Honeycomb.	Honeycomb.	A-Round 240 - 4 Units Kit F4556000		
Floodlinse.	Flood lens.	A-Round 240 - 4 Units Kit F4559000		
Einbaugehäuse.	Box for installation.	A-Round 240 F4598000		
Honeycomb.	Honeycomb.	A-Round 150 - 4 Units Kit F4555000		
Floodlinse.	Flood lens.	A-Round 150 - 4 Units Kit F4558000		
Einbaugehäuse.	Box for installation.	A-Round 150 F4597000		
Verbindungssystem, IP68, 2-Wege-H2O-Antikondensat, 4-polig, (ø5,5÷12mm Kabel).	2 way terminal block 4 poles IP68 H2O Stop. (ø5,5÷12mm cable).	F990C00A000		
Verbindungssystem, IP68, 3/4-Wege-H2O-Antikondensat, 4-polig, (ø5,5÷12mm Kabel).	3/4 way terminal block 4 poles IP68 H2O Stop. (ø5,5÷12mm cable).	F990C010000		
Überspannungsschutzgerät. 275 Vac. Maximaler Entladestrom 10KA (8 / 20us). Maximaler Betriebsstrom 5A. Geeignet für Reihenschaltung. IP66.	Surge protection device. 275Vac. Maximum discharge current 10KA (8/20us). Maximum operating current 5A. Suitable for series connection. IP66.	F990E00A000		

A-Rise



A-Rise





A-Rise 290



Power Led

up to 39W
 up to 2956 lm - 2700K/CRI 80
 up to 3167 lm - 3000K/CRI 80
 up to 3273 lm - 4000K/CRI 80
 * Net lumen output
 2200K available on request.

CoB Led

up to 38W
 up to 3093 lm - 2700K/CRI 80
 up to 3326 lm - 3000K/CRI 80
 up to 3411 lm - 4000K/CRI 80
 * Net lumen output

A-Rise 225



Power Led

up to 21W
 up to 1478 lm - 2700K/CRI 80
 up to 1584 lm - 3000K/CRI 80
 up to 1636 lm - 4000K/CRI 80
 * Net lumen output
 2200K available on request.

CoB Led

up to 21W
 up to 1739 lm - 2700K/CRI 80
 up to 1870 lm - 3000K/CRI 80
 up to 1961 lm - 4000K/CRI 80
 * Net lumen output

A-Rise 145



Power Led

up to 8W
 up to 472 lm - 2700K/CRI 80
 up to 507 lm - 3000K/CRI 80
 up to 583 lm - 4000K/CRI 80
 * Net lumen output

CoB Led

up to 9W
 up to 545 lm - 2700K/CRI 80
 up to 586 lm - 3000K/CRI 80
 up to 610 lm - 4000K/CRI 80
 * Net lumen output

A-Rise 130



Mid - Power Led

up to 7W
 up to 453 lm - 3000K/CRI 80
 up to 479 lm - 4000K/CRI 80
 * Net lumen output

A-Rise 65



Power Led

up to 3,4W
 up to 138 lm - 2700K/CRI 80
 up to 149 lm - 3000K/CRI 80
 up to 155 lm - 4000K/CRI 80
 * Net lumen output
 2200K available on request.

A-Rise 65 High Emission



Power Led

up to 4,5W
 up to 246 lm - 2700K/CRI 80
 up to 267 lm - 3000K/CRI 80
 up to 277 lm - 4000K/CRI 80
 * Net lumen output
 2200K available on request.

A-Rise 49



Power Led

up to 2,3W
 up to 106 lm - 2700K/CRI 80
 up to 115 lm - 3000K/CRI 80
 up to 119 lm - 4000K/CRI 80
 * Net lumen output
 2200K available on request.

Ausführungen / Colours



56 Matt Stainless Steel

Komplette Familie von Bodeneinbauleuchten mit LED-Quelle. Sie zeichnen sich durch ihre geschwungenen Linien aus, die sich an unterschiedliche architektonische Einbaubedingungen anpassen. Erhältlich in verschiedenen Dimensionen mit verschiedenen Abstrahlwinkeln. Äußere Hauben aus Edelstahl 316L, kugelgestrahlt zur Verbesserung der Widerstandsfähigkeit und der Ästhetik mit einer leicht satinierten Oberfläche. Die Befestigungsschrauben sind aus Edelstahl AISI 316L gefertigt. Die Montage benötigt eine Einbaudose, die separat bestellt werden muss. Um Wasseransammlung zu vermeiden, muss der untere Teil der Dose mit einer Schicht aus abfließendem Material oder einem anderen Abflusssystem isoliert werden. Um den Erhalt der Kabelführung zu gewährleisten, wird empfohlen, flexible Elektrokabel zu verwenden, die für den Außeneinsatz geeignet sind.

A-Rise 145 / 225 / 290

Begehbare Bodeneinbauleuchte. Erhältlich in drei verschiedenen Durchmessern und verschiedenen Abstrahlwinkeln. Ausgestattet mit einem auf der vertikalen Achse neigbaren und auf der horizontalen Achse verstellbaren Visier zur Einstellung der Helligkeit und zur perfekten Anpassung an den gewünschten Effekt auf der Oberfläche. Die rückwärtige Position der Lichtquelle trägt zu einer erheblichen Reduzierung der Direktblendung bei und sorgt so für einen hohen Sehkomfort. Gehäuse und Kühlkörper bestehen aus Aluminiumdruckguss EN AB-47100 (mit geringem Kupferanteil), das mit einer doppelten Schicht hochkorrosionsfester Farbe beschichtet ist. Der Außendeckel ist aus kugelgestrahltem Edelstahl AISI 316L gefertigt. Gehärtetes, transparentes Glas für höhere Widerstandsfähigkeit, mit Siebdruck zur Reduzierung der Direktblendung. Befestigung am Ring der Außenhaube durch ein Roboterklebesystem. Ausgestattet mit einem wasserdichten M12-Gewindeanschluss, der das Eindringen von Wasser verhindert und einen schnellen Anschluss an die Kabeleinheit ermöglicht, zusammen mit einem ferngesteuerten IP66/67-Kit, das in der Einbaudose installiert werden muss.

A-Rise 130

Begehbare Bodeneinbauleuchte, die sich durch eine flache Aussparung auszeichnet, die den Einbau in 80 mm starke Trennwände ermöglicht. Breiter Abstrahlwinkel für einen glatten und diffusen Lichtstrahl. Erhältlich in zwei Leistungsfaktoren und zwei Lichtströmen, um unterschiedliche Beleuchtungsanforderungen zu erfüllen. Gehäuse und Kühlkörper bestehen aus Aluminiumdruckguss EN AB-47100 (mit geringem Kupferanteil), das mit einer doppelten Schicht hochkorrosionsfester Farbe beschichtet ist. Außenhaube aus kugelgestrahltem Edelstahl AISI 316L. Mattierter Glas-Diffusor, mit Siebdruck in der Mitte, um die Blendung zu reduzieren, und mit einem Roboterklebesystem befestigt. Erhältlich in zwei Versionen: 24V und Netzspannung LED-Modul. Die 24-V-Version benötigt eine Fernstromversorgung, die separat bestellt werden muss.

A-Rise 49 / A-Rise 65

Federbelastete Version der begehbaren Bodeneinbauleuchte, die für den Einbau in Wände oder Zwischendecken konzipiert ist. Erhältlich in zwei verschiedenen Durchmessern, sie zeichnet sich durch ihre kompakte Form und das Fehlen von sichtbaren Schrauben aus. Erhältlich mit verschiedenen Lichtstreuungen und Abstrahlwinkeln. Die leicht rückwärtige Position der Lichtquelle trägt dazu bei, die Direktblendung zu reduzieren. Struktur aus gedrehtem Aluminium, Legierung EN AW 6060, eloxiert für bessere Korrosionsbeständigkeit. Außenhaube aus kugelgestrahltem Edelstahl 316L. Transparenter Polycarbonatdiffusor für eng- und mittelstrahlende Versionen und opaler Polycarbonatdiffusor für diffuse Lichtversionen. 24 V Gleichstrom Leuchte mit Fernstromversorgung, die separat bestellt werden muss.

Complete family of ground recessed luminaires with LED source. They are characterized by their curved lines, which adapt to different architectural installation conditions. Available in different sizes and different beam angles. External caps made of 316L stainless steel, shot-blasted to improve its resistance to stress and its aesthetics with a slightly satin finish. The fixing screws are made of AISI 316L stainless steel. The installation requires a recessed box to be ordered separately. To avoid water stagnation, it is necessary to insulate the lower part of the box with a layer of drainage material or other drainage system. In order to guarantee the preservation of the cable guide, it is recommended to use flexible electric cables specifically designed for outdoor use.

A-Rise 145 / 225 / 290

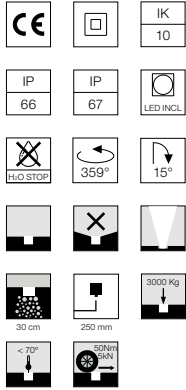
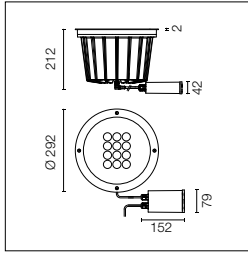
Ground recessed and walk-over luminaire. Available in three different diameters and different beam angles. Equipped with a visor that tilts on the vertical axis and that is adjustable on the horizontal axis in order to adjust brightness and to perfectly adapt it to the desired effect on the surface. The rear position of the light source contributes to a considerable reduction of direct glare, thus ensuring excellent visual comfort. The structure and sink are made of EN AB-47100 die-cast aluminum (with low copper content), coated with a double layer of highly corrosion-resistant paint. The external cap is made of AISI 316L shot-blasted stainless steel. Tempered, transparent glass for higher resistance, silkscreened in order to reduce glare. Fixed to the ring of the external cap through a robotic gluing system. Equipped with an M12 watertight screw-on connector which completely isolates it from water infiltration and guarantees a quick connection with the supplied wiring, together with a remote IP66/67 kit to be installed in the box for recessing.

A-Rise 130

Ground recessed and walk-over luminaire characterized by a shallow recessing which allows its installation in 80 mm partition walls. Wide beam angle for a smooth and diffused light. Available in two power factors and two luminous fluxes to meet different lighting requirements. EN AB-47100 die-cast aluminium structure and sink (with low copper content), coated with a double layer of highly corrosion-resistant paint. AISI 316L shot-blasted stainless steel external cap. Frosted glass diffuser, silkscreened at the center in order to reduce glare and fixed through a robotic gluing system. Available in two versions: 24V and line voltage LED module. The 24V version requires a remote power supply to be ordered separately.

A-Rise 49 / A-Rise 65

Spring-loaded version of the ground recessed and walk-over luminaire, designed to be recessed in walls or false ceilings. Available in two different diameters, it is characterized by its compact shape and the absence of visible screws. Available with different light diffusion and beam angles. The slightly rear position of the light source contributes to reduce the direct glare. Structure in turned aluminium, EN AW 6060 alloy, anodized for better resistance to corrosion. 316L shot-blasted stainless steel external cap. Transparent polycarbonate diffuser for narrow and medium beam versions and opal polycarbonate diffuser for diffused light versions. The 24V dc luminaire is powered by a remote power supply to be ordered separately.



Inklusive LED-Lichtquelle. Integrierte elektrische 24V-Gleichstrom-Fernstromversorgung ON/OFF. Neigung auf der vertikalen Achse: Max. 15°. Rotation auf der horizontalen Achse: Max. 359°. Fernstromversorgung, die in einer Anschlussdose untergebracht werden muss, ausgestattet mit einem 400 mm überstehenden Kabel mit einem M12 Gewindeanschluss, der die Wasserdichtigkeit der Leuchte garantiert und einem 250 mm Kabel für den Anschluss an die Stromleitung. Extraklares transparentes Glas.

LED light source included. Integrated 24V dc ON/OFF remote electric power supply. Adjustment on vertical axis: 15° max. Rotation on horizontal axis: 359° max. Remote power supply that must be placed in a junction box, equipped with a protruding, 400 mm cable with an M12 screw-on connector that guarantees the water tightness of the luminaire, and with a 250 mm cable for the connection to the power line. Extra clear transparent glass.

2200K auf Anfrage erhältlich.

2200K available on request.

Optic Spot 10°

Power Led: 39W - 3864 lm ≠ OUTPUT 2956 lm - 2700K/CRI 80 - 220÷240V / 39W - 4140 lm ≠ OUTPUT 3167 lm - 3000K/CRI 80 - 220÷240V / 39W - 4278 lm ≠ OUTPUT 3273 lm - 4000K/CRI 80 - 220÷240V

2700K

Non Dimmable

- FA53406356
- 1-10V
- FA53406356-310
- Dali
- FA53406356-300

3000K

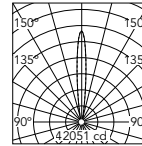
Non Dimmable

- FA53403756
- 1-10V
- FA53403756-310
- Dali
- FA53403756-300

4000K

Non Dimmable

- FA53403656
- 1-10V
- FA53403656-310
- Dali
- FA53403656-300



m	Max	Med
5.00	1682	1077
4.00	2128	1383
3.00	4672	2993
2.00	10513	6734
1.00	42051	26935

α = 5.6° + 5.6° β = 5.4° + 5.4°

@ 3000K

Optic Medium 35°

Power Led: 39W - 3864 lm ≠ OUTPUT 2722 lm - 2700K/CRI 80 - 220÷240V / 39W - 4140 lm ≠ OUTPUT 2917 lm - 3000K/CRI 80 - 220÷240V / 39W - 4278 lm ≠ OUTPUT 3014 lm - 4000K/CRI 80 - 220÷240V

2700K

Non Dimmable

- FA53406456
- 1-10V
- FA53406456-310
- Dali
- FA53406456-300

3000K

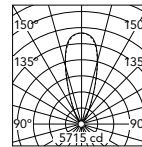
Non Dimmable

- FA53404056
- 1-10V
- FA53404056-310
- Dali
- FA53404056-300

4000K

Non Dimmable

- FA53403956
- 1-10V
- FA53403956-310
- Dali
- FA53403956-300



m	Max	Med
5.00	229	142
4.00	357	222
3.00	635	395
2.00	1429	889
1.00	5715	3558

α = 18.4° + 18.4° β = 18.5° + 18.5°

@ 3000K

Optic Flood 70°

Power Led: 39W - 3864 lm ≠ OUTPUT 2918 lm - 2700K/CRI 80 - 220÷240V / 39W - 4140 lm ≠ OUTPUT 3126 lm - 3000K/CRI 80 - 220÷240V / 39W - 4278 lm ≠ OUTPUT 3230 lm - 4000K/CRI 80 - 220÷240V

2700K

Non Dimmable

- FA53406556
- 1-10V
- FA53406556-310
- Dali
- FA53406556-300

3000K

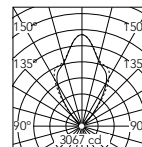
Non Dimmable

- FA53404356
- 1-10V
- FA53404356-310
- Dali
- FA53404356-300

4000K

Non Dimmable

- FA53404256
- 1-10V
- FA53404256-310
- Dali
- FA53404256-300

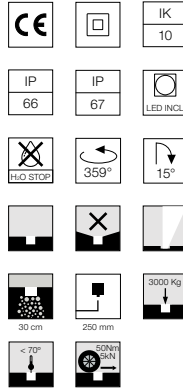
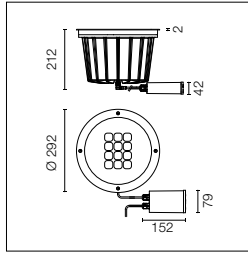


m	Max	Med
5.00	123	57
4.00	192	90
3.00	341	159
2.00	767	359
1.00	3067	1434

α = 31.0° + 31.0° β = 33.0° + 33.0°

@ 3000K

A-Rise 290 Wall Washer



Inklusive LED-Lichtquelle. Integrierte elektrische 24V-Gleichstrom-Fernstromversorgung ON/OFF. Neigung auf der vertikalen Achse: Max. 15°. Rotation auf der horizontalen Achse: Max. 359°. Fernstromversorgung, die in einer Anschlussdose untergebracht werden muss, ausgestattet mit einem 400 mm überstehenden Kabel mit einem M12 Gewindeanschluss, der die Wasserdichtigkeit der Leuchte garantiert und einem 250 mm Kabel für den Anschluss an die Stromleitung. Extraklares transparentes Glas.

LED light source included. Integrated 24V dc ON/OFF remote electric power supply. Adjustment on vertical axis: 15° max. Rotation on horizontal axis: 359° max. Remote power supply that must be placed in a junction box, equipped with a protruding, 400 mm cable with an M12 screw-on connector that guarantees the water tightness of the luminaire, and with a 250 mm cable for the connection to the power line. Extra clear transparent glass.

2200K auf Anfrage erhältlich.

2200K available on request.

Optic Asymmetric 54°x 66°

Power Led: 39W - 3864 lm ≠ OUTPUT 2840 lm - 2700K/CRI 80 - 220÷240V / 39W - 4140 lm ≠ OUTPUT 3043 lm - 3000K/CRI 80 - 220÷240V / 39W - 4278 lm ≠ OUTPUT 3144 lm - 4000K/CRI 80 - 220÷240V

2700K

Non Dimmable

- FA53406656
- 1-10V
- FA53406656-310
- Dali
- FA53406656-300

3000K

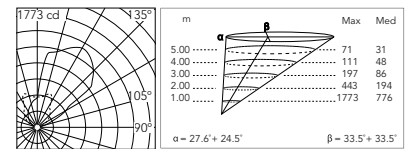
Non Dimmable

- FA53404656
- 1-10V
- FA53404656-310
- Dali
- FA53404656-300

4000K

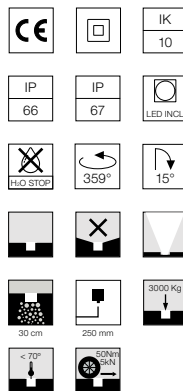
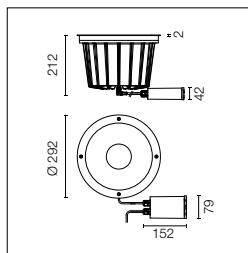
Non Dimmable

- FA53404556
- 1-10V
- FA53404556-310
- Dali
- FA53404556-300



@ 3000K

A-Rise 290 High Emission



Inklusive LED-Lichtquelle. Integrierte elektrische 24V-Gleichstrom-Fernstromversorgung ON/OFF. Neigung auf der vertikalen Achse: Max. 15°. Rotation auf der horizontalen Achse: Max. 359°. Fernstromversorgung, die in einer Anschlussdose untergebracht werden muss, ausgestattet mit einem 400 mm überstehenden Kabel mit einem M12 Gewindeanschluss, der die Wasserdichtigkeit der Leuchte garantiert und einem 250 mm Kabel für den Anschluss an die Stromleitung. Extraklares transparentes Glas.

LED light source included. Integrated 24V dc ON/OFF remote electric power supply. Adjustment on vertical axis: 15° max. Rotation on horizontal axis: 359° max. Remote power supply that must be placed in a junction box, equipped with a protruding, 400 mm cable with an M12 screw-on connector that guarantees the water tightness of the luminaire, and with a 250 mm cable for the connection to the power line. Extra clear transparent glass.

Optic Medium 40°

CoB Led: 38W - 4078 lm ≠ OUTPUT 3093 lm - 2700K/CRI 80 - 220÷240V / 38W - 4385 lm ≠ OUTPUT 3326 lm - 3000K/CRI 80 - 220÷240V / 38W - 4496 lm ≠ OUTPUT 3411 lm - 4000K/CRI 80 - 220÷240V

2700K

Non Dimmable

- FA53406756
- 1-10V
- FA53406756-310
- Dali
- FA53406756-300

3000K

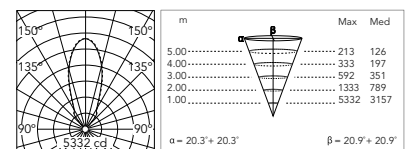
Non Dimmable

- FA53404856
- 1-10V
- FA53404856-310
- Dali
- FA53404856-300

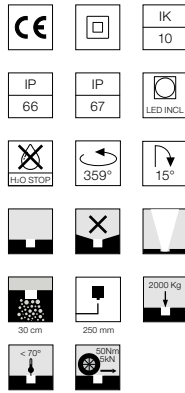
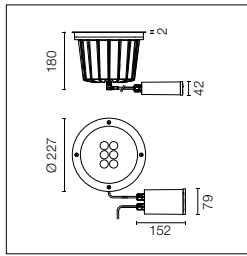
4000K

Non Dimmable

- FA53404756
- 1-10V
- FA53404756-310
- Dali
- FA53404756-300



@ 3000K



Inklusive LED-Lichtquelle. Integrierte elektrische 24V-Gleichstrom-Fernstromversorgung ON/OFF. Neigung auf der vertikalen Achse: Max. 15°. Rotation auf der horizontalen Achse: Max. 359°. Fernstromversorgung, die in einer Anschlussdose untergebracht werden muss, ausgestattet mit einem 400 mm überstehenden Kabel mit einem M12 Gewindeanschluss, der die Wasserdichtigkeit der Leuchte garantiert und einem 250 mm Kabel für den Anschluss an die Stromleitung. Extraklares transparentes Glas.

LED light source included. Integrated 24V dc ON/OFF remote electric power supply. Adjustment on vertical axis: 15° max. Rotation on horizontal axis: 359° max. Remote power supply that must be placed in a junction box, equipped with a protruding, 400 mm cable with an M12 screw-on connector that guarantees the water tightness of the luminaire, and with a 250 mm cable for the connection to the power line. Extra clear transparent glass.

2200K auf Anfrage erhältlich.

2200K available on request.

Optic Spot 10°

Power Led: 21W - 1932 lm ≠ OUTPUT 1478 lm - 2700K/CRI 80 - 220÷240V / 21W - 2070 lm ≠ OUTPUT 1584 lm - 3000K/CRI 80 - 220÷240V / 21W - 2139 lm ≠ OUTPUT 1636 lm - 4000K/CRI 80 - 220÷240V

2700K

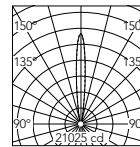
- Non Dimmable
- FA53405756
- 1-10V
- FA53405756-310
- Dali
- FA53405756-300

3000K

- Non Dimmable
- FA53402156
- 1-10V
- FA53402156-310
- Dali
- FA53402156-300

4000K

- Non Dimmable
- FA53402056
- 1-10V
- FA53402056-310
- Dali
- FA53402056-300



m	Max	Med
5,00	841	539
4,00	1314	842
3,00	2336	1496
2,00	5256	3367
1,00	21025	13468

$\alpha = 5.6^\circ + 5.6^\circ$ $\beta = 5.4^\circ + 5.4^\circ$

@ 3000K

Optic Medium 35°

Power Led: 21W - 1932 lm ≠ OUTPUT 1361 lm - 2700K/CRI 80 - 220÷240V / 21W - 2070 lm ≠ OUTPUT 1458 lm - 3000K/CRI 80 - 220÷240V / 21W - 2139 lm ≠ OUTPUT 1507 lm - 4000K/CRI 80 - 220÷240V

2700K

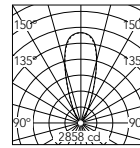
- Non Dimmable
- FA53405856
- 1-10V
- FA53405856-310
- Dali
- FA53405856-300

3000K

- Non Dimmable
- FA53402456
- 1-10V
- FA53402456-310
- Dali
- FA53402456-300

4000K

- Non Dimmable
- FA53402356
- 1-10V
- FA53402356-310
- Dali
- FA53402356-300



m	Max	Med
5,00	114	71
4,00	179	111
3,00	318	198
2,00	714	445
1,00	2858	1779

$\alpha = 18.4^\circ + 18.4^\circ$ $\beta = 18.5^\circ + 18.5^\circ$

@ 3000K

Optic Flood 70°

Power Led: 21W - 1932 lm ≠ OUTPUT 1459 lm - 2700K/CRI 80 - 220÷240V / 21W - 2070 lm ≠ OUTPUT 1563 lm - 3000K/CRI 80 - 220÷240V / 21W - 2139 lm ≠ OUTPUT 1615 lm - 4000K/CRI 80 - 220÷240V

2700K

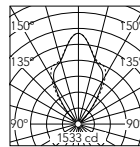
- Non Dimmable
- FA53405956
- 1-10V
- FA53405956-310
- Dali
- FA53405956-300

3000K

- Non Dimmable
- FA53402756
- 1-10V
- FA53402756-310
- Dali
- FA53402756-300

4000K

- Non Dimmable
- FA53402656
- 1-10V
- FA53402656-310
- Dali
- FA53402656-300

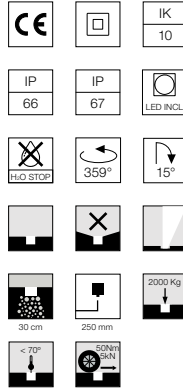
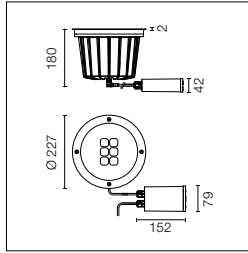


m	Max	Med
5,00	61	29
4,00	96	45
3,00	170	80
2,00	383	179
1,00	1533	717

$\alpha = 31.0^\circ + 31.0^\circ$ $\beta = 33.0^\circ + 33.0^\circ$

@ 3000K

A-Rise 225 Wall Washer



Inklusive LED-Lichtquelle. Integrierte elektrische 24V-Gleichstrom-Fernstromversorgung ON/OFF. Neigung auf der vertikalen Achse: Max. 15°. Rotation auf der horizontalen Achse: Max. 359°. Fernstromversorgung, die in einer Anschlussdose untergebracht werden muss, ausgestattet mit einem 400 mm überstehenden Kabel mit einem M12 Gewindeanschluss, der die Wasserdichtigkeit der Leuchte garantiert und einem 250 mm Kabel für den Anschluss an die Stromleitung. Extraklares transparentes Glas.

LED light source included. Integrated 24V dc ON/OFF remote electric power supply. Adjustment on vertical axis: 15° max. Rotation on horizontal axis: 359° max. Remote power supply that must be placed in a junction box, equipped with a protruding, 400 mm cable with an M12 screw-on connector that guarantees the water tightness of the luminaire, and with a 250 mm cable for the connection to the power line. Extra clear transparent glass.

2200K auf Anfrage erhältlich.

2200K available on request.

Optic Asymmetric 54°x 66°

Power Led: 21W - 1932 lm ≠ OUTPUT 1420 lm - 2700K/CRI 80 - 220÷240V / 21W - 2070 lm ≠ OUTPUT 1521 lm - 3000K/CRI 80 - 220÷240V / 21W - 2139 lm ≠ OUTPUT 1572 lm - 4000K/CRI 80 - 220÷240V

2700K

Non Dimmable

- FA53406056
- FA53406056-1-10V
- FA53406056-310
- FA53406056-Dali
- FA53406056-300

3000K

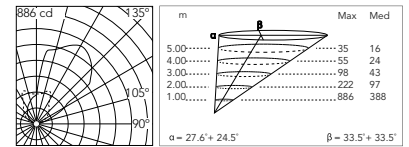
Non Dimmable

- FA53403056
- FA53403056-1-10V
- FA53403056-310
- FA53403056-Dali
- FA53403056-300

4000K

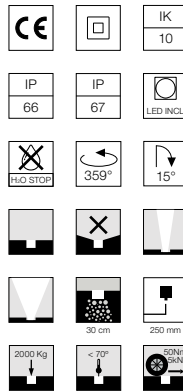
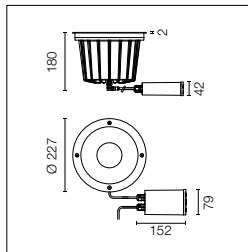
Non Dimmable

- FA53402956
- FA53402956-1-10V
- FA53402956-310
- FA53402956-Dali
- FA53402956-300



@ 3000K

A-Rise 225 High Emission



Inklusive LED-Lichtquelle. Integrierte elektrische 24V-Gleichstrom-Fernstromversorgung ON/OFF. Neigung auf der vertikalen Achse: Max. 15°. Rotation auf der horizontalen Achse: Max. 359°. Fernstromversorgung, die in einer Anschlussdose untergebracht werden muss, ausgestattet mit einem 400 mm überstehenden Kabel mit einem M12 Gewindeanschluss, der die Wasserdichtigkeit der Leuchte garantiert und einem 250 mm Kabel für den Anschluss an die Stromleitung. Extraklares transparentes Glas.

LED light source included. Integrated 24V dc ON/OFF remote electric power supply. Adjustment on vertical axis: 15° max. Rotation on horizontal axis: 359° max. Remote power supply that must be placed in a junction box, equipped with a protruding, 400 mm cable with an M12 screw-on connector that guarantees the water tightness of the luminaire, and with a 250 mm cable for the connection to the power line. Extra clear transparent glass.

Optic Spot 16°

CoB Led: 21W - 2246 lm ≠ OUTPUT 1739 lm - 2700K/CRI 80 - 220÷240V / 21W - 2415 lm ≠ OUTPUT 1870 lm - 3000K/CRI 80 - 220÷240V / 21W - 2533 lm ≠ OUTPUT 1961 lm - 4000K/CRI 80 - 220÷240V

2700K

Non Dimmable

- FA53406156
- FA53406156-1-10V
- FA53406156-310
- FA53406156-Dali
- FA53406156-300.A

3000K

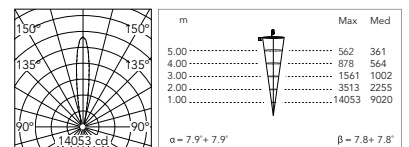
Non Dimmable

- FA53403256
- FA53403256-1-10V
- FA53403256-310
- FA53403256-Dali
- FA53403256-300.A

4000K

Non Dimmable

- FA53403156
- FA53403156-1-10V
- FA53403156-310
- FA53403156-Dali
- FA53403156-300.A



@ 3000K

Optic Medium 40°

CoB Led: 21W - 2246 lm ≠ OUTPUT 1673 lm - 2700K/CRI 80 - 220÷240V / 21W - 2415 lm ≠ OUTPUT 1799 lm - 3000K/CRI 80 - 220÷240V / 21W - 2533 lm ≠ OUTPUT 1886 lm - 4000K/CRI 80 - 220÷240V

2700K

Non Dimmable

- FA53406256
- FA53406256-1-10V
- FA53406256-310
- FA53406256-Dali
- FA53406256-300.A

3000K

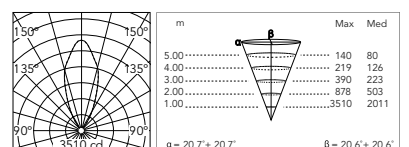
Non Dimmable

- FA53403456
- FA53403456-1-10V
- FA53403456-310
- FA53403456-Dali
- FA53403456-300.A

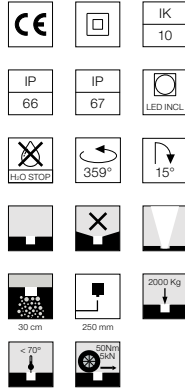
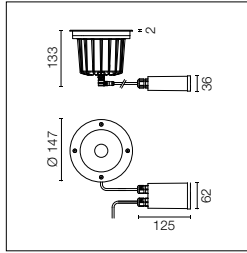
4000K

Non Dimmable

- FA53403356
- FA53403356-1-10V
- FA53403356-310
- FA53403356-Dali
- FA53403356-300.A



@ 3000K



Inklusive LED-Lichtquelle. Integrierte elektrische 24V-Gleichstrom-Fernstromversorgung ON/OFF. Neigung auf der vertikalen Achse: Max. 15°. Rotation auf der horizontalen Achse: Max. 359°. Fernstromversorgung, die in einer Anschlussdose untergebracht werden muss, ausgestattet mit einem 400 mm überstehenden Kabel mit einem M12 Gewindeanschluss, der die Wasserdichtigkeit der Leuchte garantiert und einem 250 mm Kabel für den Anschluss an die Stromleitung. Extraklares transparentes Glas. Dimmbare Version auf Anfrage erhältlich.

LED light source included. Integrated 24V dc ON/OFF remote electric power supply. Adjustment on vertical axis: 15° max. Rotation on horizontal axis: 359° max. Remote power supply that must be placed in a junction box, equipped with a protruding, 400 mm cable with an M12 screw-on connector that guarantees the water tightness of the luminaire, and with a 250 mm cable for the connection to the power line. Extra clear transparent glass. Adjustable light intensity version available upon request.

Optic Spot 10°

Power Led: 8W - 509 lm ≠ OUTPUT 451 lm - 2700K/CRI 80 - 220÷240V / 8W - 547 lm ≠ OUTPUT 485 lm - 3000K/CRI 80 - 220÷240V / 8W - 630 lm ≠ OUTPUT 558 lm - 4000K/CRI 80 - 220÷240V

2700K

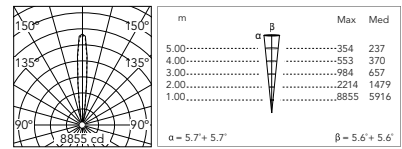
- FA53405156

3000K

- FA53400356

4000K

- FA53400256



@ 3000K

Optic Medium 24°

Power Led: 8W - 509 lm ≠ OUTPUT 472 lm - 2700K/CRI 80 - 220÷240V / 8W - 547 lm ≠ OUTPUT 507 lm - 3000K/CRI 80 - 220÷240V / 8W - 630 lm ≠ OUTPUT 583 lm - 4000K/CRI 80 - 220÷240V

2700K

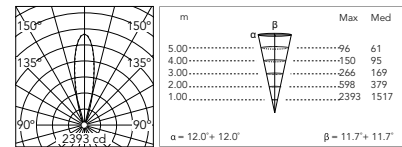
- FA53405256

3000K

- FA53400656

4000K

- FA53400556



@ 3000K

Optic Flood 50°

Power Led: 8W - 509 lm ≠ OUTPUT 433 lm - 2700K/CRI 80 - 220÷240V / 8W - 547 lm ≠ OUTPUT 466 lm - 3000K/CRI 80 - 220÷240V / 8W - 630 lm ≠ OUTPUT 536 lm - 4000K/CRI 80 - 220÷240V

2700K

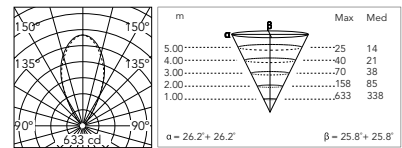
- FA53405356

3000K

- FA53400956

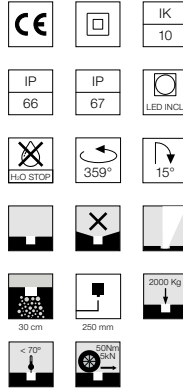
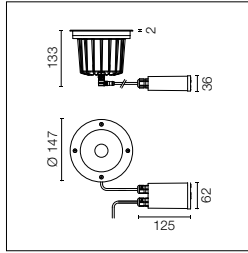
4000K

- FA53400856



@ 3000K

A-Rise 145 Wall Washer



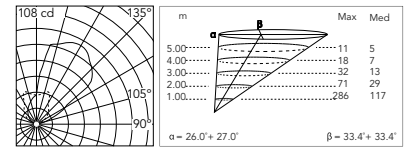
Inklusive LED-Lichtquelle. Integrierte elektrische 24V-Gleichstrom-Fernstromversorgung ON/OFF. Neigung auf der vertikalen Achse: Max. 15°. Rotation auf der horizontalen Achse: Max. 359°. Fernstromversorgung, die in einer Anschlussdose untergebracht werden muss, ausgestattet mit einem 400 mm überstehenden Kabel mit einem M12 Gewindeanschluss, der die Wasserdichtigkeit der Leuchte garantiert und einem 250 mm Kabel für den Anschluss an die Stromleitung. Extraklares transparentes Glas. Dimmbare Version auf Anfrage erhältlich.

LED light source included. Integrated 24V dc ON/OFF remote electric power supply. Adjustment on vertical axis: 15° max. Rotation on horizontal axis: 359° max. Remote power supply that must be placed in a junction box, equipped with a protruding, 400 mm cable with an M12 screw-on connector that guarantees the water tightness of the luminaire, and with a 250 mm cable for the connection to the power line. Extra clear transparent glass. Adjustable light intensity version available upon request.

Optic Asymmetric 54° x 66°

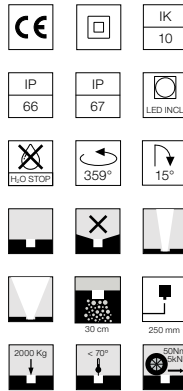
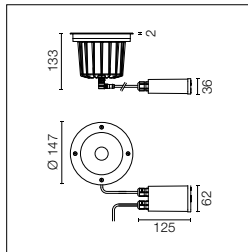
Power Led: 8W - 509 lm ≠ OUTPUT 413 lm - 2700K/CRI 80 - 220÷240V / 8W - 547 lm ≠ OUTPUT 444 lm - 3000K/CRI 80 - 220÷240V / 8W - 630 lm ≠ OUTPUT 511 lm - 4000K/CRI 80 - 220÷240V

- 2700K**
● FA53405456
- 3000K**
● FA53401256
- 4000K**
● FA53401156



@ 3000K

A-Rise 145 High Emission



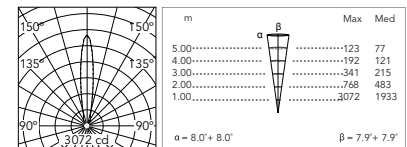
Inklusive LED-Lichtquelle. Integrierte elektrische 24V-Gleichstrom-Fernstromversorgung ON/OFF. Neigung auf der vertikalen Achse: Max. 15°. Rotation auf der horizontalen Achse: Max. 359°. Fernstromversorgung, die in einer Anschlussdose untergebracht werden muss, ausgestattet mit einem 400 mm überstehenden Kabel mit einem M12 Gewindeanschluss, der die Wasserdichtigkeit der Leuchte garantiert und einem 250 mm Kabel für den Anschluss an die Stromleitung. Extraklares transparentes Glas. Dimmbare Version auf Anfrage erhältlich.

LED light source included. Integrated 24V dc ON/OFF remote electric power supply. Adjustment on vertical axis: 15° max. Rotation on horizontal axis: 359° max. Remote power supply that must be placed in a junction box, equipped with a protruding, 400 mm cable with an M12 screw-on connector that guarantees the water tightness of the luminaire, and with a 250 mm cable for the connection to the power line. Extra clear transparent glass. Adjustable light intensity version available upon request.

Optic Spot 16°

CoB Led: 9W - 857 lm ≠ OUTPUT 518 lm - 2700K/CRI 80 - 220÷240V / 9W - 922 lm ≠ OUTPUT 557 lm - 3000K/CRI 80 - 220÷240V / 9W - 959 lm ≠ OUTPUT 579 lm - 4000K/CRI 80 - 220÷240V

- 2700K**
● FA53405556
- 3000K**
● FA53401556
- 4000K**
● FA53401456

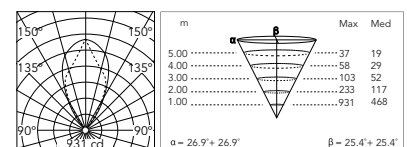


@ 3000K

Optic Flood 50°

CoB Led: 9W - 857 lm ≠ OUTPUT 545 lm - 2700K/CRI 80 - 220÷240V / 9W - 922 lm ≠ OUTPUT 586 lm - 3000K/CRI 80 - 220÷240V / 9W - 959 lm ≠ OUTPUT 610 lm - 4000K/CRI 80 - 220÷240V

- 2700K**
● FA53405656
- 3000K**
● FA53401856
- 4000K**
● FA53401756

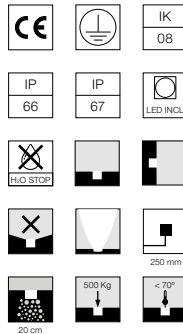
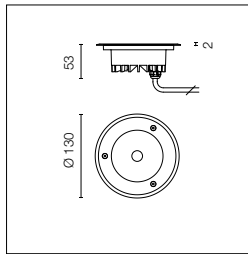


@ 3000K

A-Rise: Zubehörteile / Accessories

Einbaugehäuse.	Box for installation.	A-Rise 290 F4599000		
Einbaugehäuse.	Box for installation.	A-Rise 225 F4598000		
Einbaugehäuse.	Box for installation.	A-Rise 145 F4597000		
Verbindungssystem, IP68, 2-Wege-H ₂ O-Antikondensat, 4-polig, (ø5,5÷12mm Kabel).	2 way terminal block 4 poles IP68 H ₂ O Stop. (ø5,5÷12mm cable).	F990C00A000		
Verbindungssystem, IP68, 3/4-Wege-H ₂ O-Antikondensat, 4-polig, (ø5,5÷12mm Kabel).	3/4 way terminal block 4 poles IP68 H ₂ O Stop. (ø5,5÷12mm cable).	F990C010000		
Überspannungsschutzgerät. 275 Vac. Maximaler Entladestrom 10kA (8 / 20µs). Maximaler Betriebsstrom 5A. Geeignet für Reihenschaltung. IP66.	Surge protection device. 275Vac. Maximum discharge current 10kA (8/20µs). Maximum operating current 5A. Suitable for series connection. IP66.	F990E00A000		

A-Rise 130 HP



Inklusive LED-Lichtquelle. Die Montage benötigt eine Einbaudose, die separat bestellt werden muss. Die Leuchte ist ausgestattet mit einem 250 mm überstehenden Neoprenkabel und einem integriertem 2-Wege, 3-poligen H2O Anschlussystem, der die Dichtigkeit des Anschlusses garantiert. Mattiertes Glas.

Mains voltage LED light source included. Requires a junction box to be ordered separately. The luminaire is equipped with a protruding, neoprene, 250 mm cable with an integrated 2-way, 3-pole H2O STOP connection system guaranteeing the water tightness of the connection. Frosted glass.

Optic Wide Flood 96°

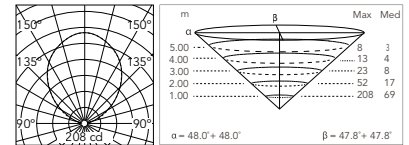
Mid-Power Led: 7W - 525 lm ≠ OUTPUT 453 lm - 3000K/CRI 80 - 220-230V / 7W - 555 lm ≠ OUTPUT 479 lm - 4000K/CRI 80 - 220-230V

3000K

● FA53000356

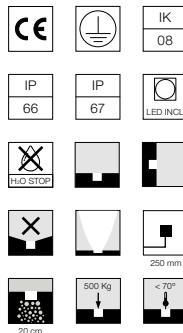
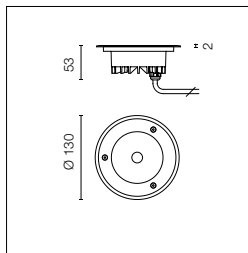
4000K

● FA53000256



@ 4000K

A-Rise 130



Inklusive LED-Lichtquelle. Die Montage benötigt eine Einbaudose, die separat bestellt werden muss. Die Leuchte ist ausgestattet mit einem 250 mm überstehenden Neoprenkabel und einem integriertem 2-Wege, 3-poligen H2O Anschlussystem, der die Dichtigkeit des Anschlusses garantiert. Mattiertes Glas.

Mains voltage LED light source included. Requires a junction box to be ordered separately. The luminaire is equipped with a protruding, neoprene, 250 mm cable with an integrated 2-way, 3-pole H2O STOP connection system guaranteeing the water tightness of the connection. Frosted glass.

Optic Wide Flood 120°

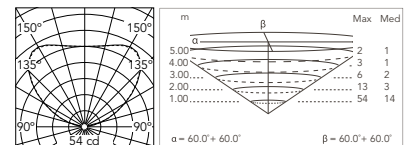
Mid-Power Led: 4W - 380 lm ≠ OUTPUT 189 lm - 3000K/CRI 80 - 220.230V / 4W - 400 lm ≠ OUTPUT 199 lm - 4000K/CRI 80 - 220.230V

3000K

● FA53000856

4000K

● FA53000756



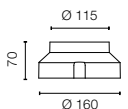
@ 4000K

A-Rise 130: Zubehörteile / Accessories

Einbaugehäuse.

Box for installation.

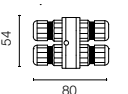
FA50



Verbindungssystem, IP68, 3/4-Wege-H2O-Antikondensat, 4-polig, (ø5,5÷12mm Kabel).

3/4 way terminal block 4 poles IP68 H2O Stop. (ø5,5÷12mm cable).

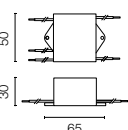
F990C010000



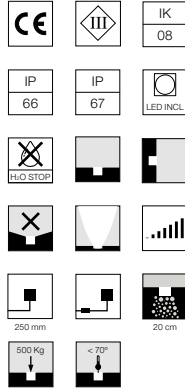
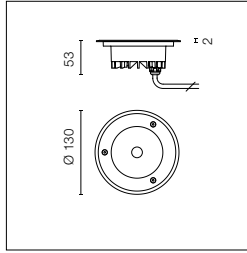
Überspannungsschutzgerät. 275 Vac. Maximaler Entladestrom 10KA (8 / 20us). Maximaler Betriebsstrom 5A. Geeignet für Reihenschaltung. IP66.

Surge protection device. 275Vac. Maximum discharge current 10KA (8/20us). Maximum operating current 5A. Suitable for series connection. IP66.

F990E00A000



A-Rise 130 HP Low Voltage



Inklusive LED-Lichtquelle. 240V Fernstromversorgung, die separat bestellt werden muss, ON-OFF und dimmbar 1-10V oder DALI. Die Montage benötigt eine Einbaudose, die separat bestellt werden muss. Die Leuchte ist ausgestattet mit einem 250 mm überstehenden Neoprenkabel mit einem integriertem H2O STOP Anschlussystem und einem Set mit Crimpverbindern und selbstklebenden Schrumpfschläuchen, die die Dichtigkeit des Anschlusses garantieren. Mattiertes Glas.

LED light source included. 24V remote electric power supply to be ordered separately, ON/OFF and adjustable light intensity from 1 to 10V or DALI. Requires a junction box to be ordered separately. The luminaire is equipped with a protruding, neoprene, 250 mm cable with an integrated H2O STOP connection system and a wiring kit with crimp connectors and adhesive heat-shrink tubing guaranteeing the water tightness of the connection. Frosted glass.

Optic Wide Flood 96°

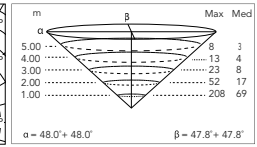
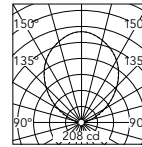
Mid-Power Led: 7,3W - 707 lm ≠ OUTPUT 380 lm - 3000K/CRI 80 - 24Vdc / 7,3W - 734 lm ≠ OUTPUT 394 lm - 4000K/CRI 80 - 24Vdc

3000K

Dimmable
● FA53000656

4000K

Dimmable
● FA53000556



© 4000K

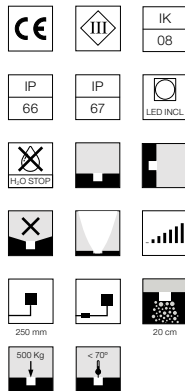
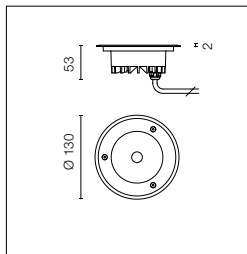
* Maximale Leuchten pro Stromversorgung / Maximum number of luminaires per power supply.

Maximale Leuchten pro Stromversorgung (220÷240 V). Diese Angaben müssen unter Berücksichtigung der spezifischen Installationsbedingungen überprüft werden.

Max fixtures for each power supply (Vin 220÷240). Data in the chart are provided as a guide only. Please verify according to your installation.

Acc. RF25747	1	Acc. RF25752	2
Acc. RF25757	1	Acc. RF25755	7
Acc. RF25750	2	Acc. RF25749	9
Acc. F990B21A000	2	Acc. RF25756	12
Acc. RF26387.A	2		

A-Rise 130 Low Voltage



Inklusive LED-Lichtquelle. 240V Fernstromversorgung, die separat bestellt werden muss, ON-OFF und dimmbar 1-10V oder DALI. Die Montage benötigt eine Einbaudose, die separat bestellt werden muss. Die Leuchte ist ausgestattet mit einem 250 mm überstehenden Neoprenkabel mit einem integriertem H2O STOP Anschlussystem und einem Set mit Crimpverbindern und selbstklebenden Schrumpfschläuchen, die die Dichtigkeit des Anschlusses garantieren. Mattiertes Glas.

LED light source included. 24V remote electric power supply to be ordered separately, ON/OFF and adjustable light intensity from 1 to 10V or DALI. Requires a junction box to be ordered separately. The luminaire is equipped with a protruding, neoprene, 250 mm cable with an integrated H2O STOP connection system and a wiring kit with crimp connectors and adhesive heat-shrink tubing guaranteeing the water tightness of the connection. Frosted glass.

Optic Wide Flood 120°

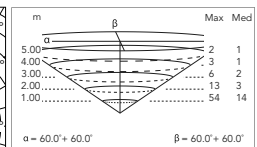
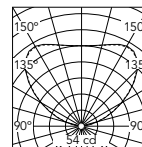
Mid-Power Led: 4W - 360 lm ≠ OUTPUT 190 lm - 3000K/CRI 80 - 24Vdc / 4W - 380 lm ≠ OUTPUT 200 lm - 4000K/CRI 80 - 24Vdc

3000K

Dimmable
● FA53001056

4000K

Dimmable
● FA53000956



© 4000K


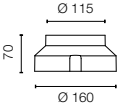

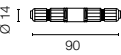
* Maximale Leuchten pro Stromversorgung / Maximum number of luminaires per power supply.

Maximale Leuchten pro Stromversorgung (220÷240 V). Diese Angaben müssen unter Berücksichtigung der spezifischen Installationsbedingungen überprüft werden.

Max fixtures for each power supply (Vin 220÷240). Data in the chart are provided as a guide only. Please verify according to your installation.

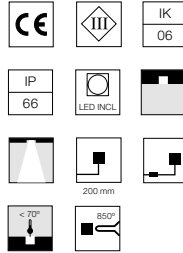
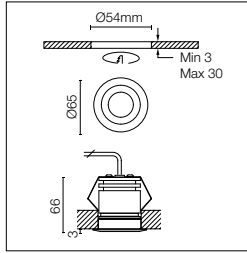
Acc. RF25747	2	Acc. RF25752	4
Acc. RF25757	2	Acc. RF25755	12
Acc. RF25750	4	Acc. RF25749	16
Acc. F990B21A000	4	Acc. RF25756	21
Acc. RF26387.A	4		

A-Rise 130 Low Voltage: Zubehörteile / Accessories

Einbaugehäuse.	Box for installation.	FA50		
Verbindungssystem, IP 68, 2-Wege, 2-polig, (Ø4÷6,9mm Kabel). Kann nicht in das Einbaugehäuse für die Installation platziert werden.	2 way terminal block 2 poles IP68. (Ø4÷6,9mm cable). It can't be placed in the recessed box for installation.	F990C050000		

A-Rise 130 Low Voltage: Treiber / Drivers

Netzgerät 24V 10W / 110-240V IP20 Klasse II selv.	Power supply 24V 10W / 110-240V IP20 Class II selv.	*RF25747		
Netzgerät 24V 10W / 110-240V IP67 Klasse II selv.	Power supply 24V 10W / 110-240V IP67 Class II selv.	*RF25757		
Netzgerät für den Feineinbau 24Vdc 17W /N110-240V (15W@110V) IP20 Klasse II selv.	Power supply for remote installation 24Vdc 17W / 110-240V (15W@110V) IP20 Class II selv.	*RF25750  Dimmable Push-Dim Or 1-10V See Wiring Diagram n.4. page 788.		
Netzgerät 17W/110÷240V - 24Vdc (15W@110V) IP67 Klasse II selv.	Power supply 17W/110÷240V - 24Vdc (15W@110V) IP67 Class II selv.	*F990B21A000  Dimmable Push-Dim Or 1-10V See Wiring Diagram n.4. page 788.		
Netzgerät für den Feineinbau 24Vdc 20W / 110-240Vdc (15W@110V) IP67 Klasse II selv.	Power supply for remote installation 24Vdc 20W / 110-240Vdc (15W@110V) IP67 Class II selv.	*RF26387.A  Dimmable DALI See Wiring Diagram n.4. page 788.		
Netzgerät für den Feineinbau 24Vdc 20W / 220-240V IP67 Klasse II selv.	Power supply for remote installation 24Vdc 20W / 220-240V IP67 Class II selv.	*RF25752		
Netzgerät für den Feineinbau 24Vdc 50W / 120-240V IP67 Klasse II selv.	Power supply for remote installation 24Vdc 50W / 120-240V IP67 Class II selv.	*RF25755		
Netzgerät 24Vdc 35W / 120-270V IP67 Klasse II selv.	Power supply 24Vdc 35W / 120-270V IP67 Class II selv.	F990B23AZ00		
Netzgerät für den Feineinbau 24Vdc 70W / 220-240V IP67 Klasse II selv.	Power supply for remote installation 24Vdc 70W / 220-240V IP67 Class II selv.	*RF25749		
Netzgerät für den Feineinbau 24Vdc 96W / 120-240V IP67 Klasse II selv.	Power supply for remote installation 24Vdc 96W / 120-240V IP67 Class II selv.	*RF25756		



Inklusive LED-Quelle. Die 24 V Gleichstrom-Fernstromversorgung muss separat bestellt werden. Mit Feder für Gipskarton-Installationen. Die Leuchte ist ausgestattet mit einem 200 mm überstehenden Neoprenkabel und einem Set mit Crimpverbindern und selbstklebenden Schrumpfschläuchen, die die Dichtigkeit des Anschlusses garantieren. Transparenter Polycarbonat-Diffusor. Dimmbare Version auf Anfrage erhältlich.

LED source included. 24V dc remote electric power supply to be ordered separately. Includes a spring for plasterboard installations. The luminaire is equipped with a protruding, neoprene, 200 mm cable and a wiring kit with crimp connectors and adhesive heat-shrink tubing guaranteeing the water tightness of the connection. Transparent polycarbonate diffuser. Adjustable light intensity version available upon request.

2200K auf Anfrage erhältlich.

2200K available on request.

Optic Spot 10°

Power Led: 3,4W - 199 lm ≠ OUTPUT 138 lm - 2700K/CRI 80 - 24Vdc / 3,4W - 215 lm ≠ OUTPUT 149 lm - 3000K/CRI 80 - 24Vdc / 3,4W - 224 lm ≠ OUTPUT 155 lm - 4000K/CRI 80 - 24Vdc

2700K

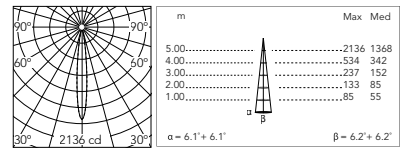
- FA51820556

3000K

- FA51800656

4000K

- FA51800556



@ 3000K

Optic Medium 30°

Power Led: 3,4W - 199 lm ≠ OUTPUT 121 lm - 2700K/CRI 80 - 24Vdc / 3,4W - 215 lm ≠ OUTPUT 131 lm - 3000K/CRI 80 - 24Vdc / 3,4W - 224 lm ≠ OUTPUT 136 lm - 4000K/CRI 80 - 24Vdc

2700K

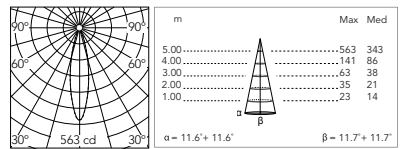
- FA51820856

3000K

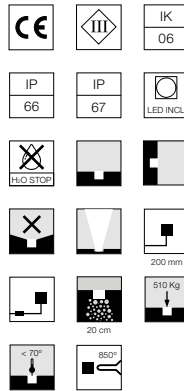
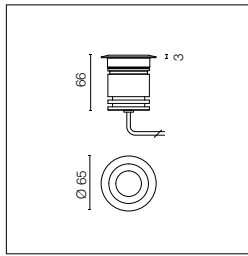
- FA51800956

4000K

- FA51800856



@ 3000K



Inklusive LED-Quelle. Die 24 V Gleichstrom-Fernstromversorgung muss separat bestellt werden. Die Montage benötigt eine Einbaudose, die separat bestellt werden muss. Die Leuchte ist ausgestattet mit einem 200 mm überstehenden Neoprenkabel mit einem integriertem H2O STOP Anschlussystem und einem Set mit Crimpverbindern und selbstklebenden Schrumpfschläuchen, die die Dichtigkeit des Anschlusses garantieren. Transparenter Polycarbonat-Diffusor. Dimmbare Version auf Anfrage erhältlich.

LED source included. 24V dc remote electric power supply to be ordered separately. Requires a junction box to be ordered separately. The luminaire is equipped with a protruding, neoprene, 200 mm cable with an integrated H2O STOP connection system and a wiring kit with crimp connectors and adhesive heat-shrink tubing guaranteeing the water tightness of the connection. Transparent polycarbonate diffuser. Adjustable light intensity version available upon request.

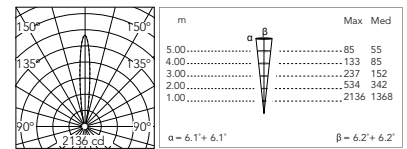
2200K auf Anfrage erhältlich.

2200K available on request.

Optic Spot 10°

Power Led: 3,4W - 199 lm ≠ OUTPUT 138 lm - 2700K/CRI 80 - 24Vdc / 3,4W - 215 lm ≠ OUTPUT 149 lm - 3000K/CRI 80 - 24Vdc / 3,4W - 224 lm ≠ OUTPUT 155 lm - 4000K/CRI 80 - 24Vdc

- 2700K**
● FA51820256
- 3000K**
● FA51800356
- 4000K**
● FA51800256

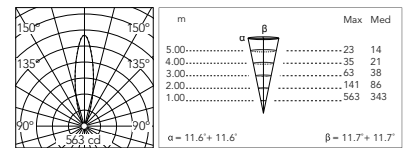


@ 3000K

Optic Medium 30°

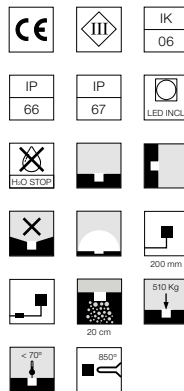
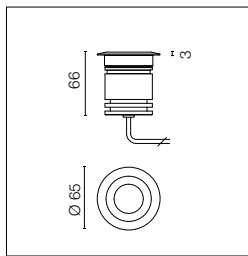
Power Led: 3,4W - 199 lm ≠ OUTPUT 121 lm - 2700K/CRI 80 - 24Vdc / 3,4W - 215 lm ≠ OUTPUT 131 lm - 3000K/CRI 80 - 24Vdc / 3,4W - 224 lm ≠ OUTPUT 136 lm - 4000K/CRI 80 - 24Vdc

- 2700K**
● FA51821256
- 3000K**
● FA51801356
- 4000K**
● FA51801256



@ 3000K

A-Rise 65 Opal



Inklusive LED-Lichtquelle. Die 24 V Gleichstrom-Fernstromversorgung muss separat bestellt werden. Die Montage benötigt eine Einbaudose, die separat bestellt werden muss. Die Leuchte ist ausgestattet mit einem 200 m überstehenden Neoprenkabel und einem Set mit Crimpverbindern und selbstklebenden Schrumpfschläuchen, die die Dichtigkeit des Anschlusses garantieren. Opaler Polycarbonat-Diffusor. Dimmbare Version auf Anfrage erhältlich.

LED light source included. 24V dc remote electric power supply to be ordered separately. Requires a junction box to be ordered separately. The luminaire is equipped with a protruding, neoprene, 200 mm cable and a wiring kit with crimp connectors and adhesive heat-shrink tubing guaranteeing the water tightness of the connection. Opal polycarbonate diffuser. Adjustable light intensity version available upon request.

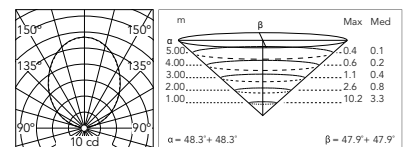
2200K auf Anfrage erhältlich.

2200K available on request.

Optic Wide Flood 100°

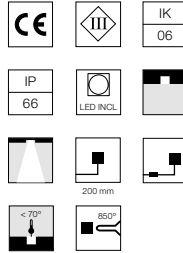
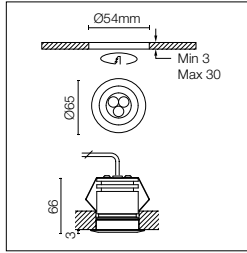
Power Led: 3,4W - 169 lm ≠ OUTPUT 20 lm - 2700K/CRI 80 - 24Vdc / 3,4W - 182 lm ≠ OUTPUT 22 lm - 3000K/CRI 80 - 24Vdc / 3,4W - 198 lm ≠ OUTPUT 24 lm - 4000K/CRI 80 - 24Vdc

- 2700K**
● FA51823456
- 3000K**
● FA51803556
- 4000K**
● FA51803456



@ 4000K

A-Rise 65 HP Ceiling



Inklusive LED-Quelle. Die 24 V Gleichstrom-Fernstromversorgung muss separat bestellt werden. Mit Feder für Gipskarton-Installationen. Die Leuchte ist ausgestattet mit einem 200 mm überstehenden Neoprenkabel und einem Set mit Crimpverbindern und selbstklebenden Schrumpfschläuchen, die die Dichtigkeit des Anschlusses garantieren. Transparenter Polycarbonat-Diffusor. Dimmbare Version auf Anfrage erhältlich.

LED source included. 24V dc remote electric power supply to be ordered separately. Includes a spring for plasterboard installations. The luminaire is equipped with a protruding, neoprene, 200 mm cable and a wiring kit with crimp connectors and adhesive heat-shrink tubing guaranteeing the water tightness of the connection. Transparent polycarbonate diffuser. Adjustable light intensity version available upon request.

Optic Spot 10°

2200K auf Anfrage erhältlich.

2200K available on request.

Power Led: 4,5W - 331 lm ≠ OUTPUT 246 lm - 2700K/CRI 80 - 24Vdc / 4,5W - 359 lm ≠ OUTPUT 267 lm - 3000K/CRI 80 - 24Vdc / 4,5W - 373 lm ≠ OUTPUT 277 lm - 4000K/CRI 80 - 24Vdc

2700K

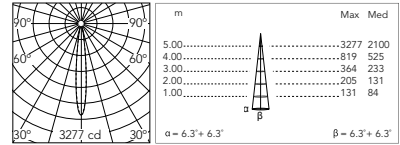
● FA51821556

3000K

● FA51801656

4000K

● FA51801556



@ 3000K

Optic Medium 30°

Power Led: 4,5W - 331 lm ≠ OUTPUT 218 lm - 2700K/CRI 80 - 24Vdc / 4,5W - 359 lm ≠ OUTPUT 236 lm - 3000K/CRI 80 - 24Vdc / 4,5W - 373 lm ≠ OUTPUT 245 lm - 4000K/CRI 80 - 24Vdc

2700K

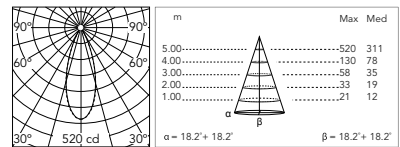
● FA51822556

3000K

● FA51802656

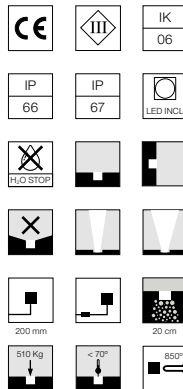
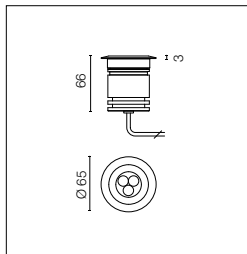
4000K

● FA51802556



@ 3000K

A-Rise 65 HP



Inklusive LED-Quelle. Die 24 V Gleichstrom-Fernstromversorgung muss separat bestellt werden. Die Montage benötigt eine Einbaudose, die separat bestellt werden muss. Die Leuchte ist ausgestattet mit einem 200 mm überstehenden Neoprenkabel mit einem integriertem H2O STOP Anschlussystem und einem Set mit Crimpverbindern und selbstklebenden Schrumpfschläuchen, die die Dichtigkeit des Anschlusses garantieren. Transparenter Polycarbonat-Diffusor. Dimmbare Version auf Anfrage erhältlich.

LED source included. 24V dc remote electric power supply to be ordered separately. Requires a junction box to be ordered separately. The luminaire is equipped with a protruding, neoprene, 200 mm cable with an integrated H2O STOP connection system and a wiring kit with crimp connectors and adhesive heat-shrink tubing guaranteeing the water tightness of the connection. Transparent polycarbonate diffuser. Adjustable light intensity version available upon request.

Optic Spot 10°

2200K auf Anfrage erhältlich.

2200K available on request.

Power Led: 4,5W - 331 lm ≠ OUTPUT 246 lm - 2700K/CRI 80 - 24Vdc / 4,5W - 359 lm ≠ OUTPUT 267 lm - 3000K/CRI 80 - 24Vdc / 4,5W - 373 lm ≠ OUTPUT 277 lm - 4000K/CRI 80 - 24Vdc

2700K

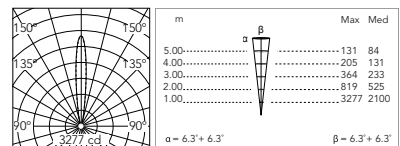
● FA51822256

3000K

● FA51802356

4000K

● FA51802256



@ 3000K

Optic Medium 30°

Power Led: 4,5W - 331 lm ≠ OUTPUT 218 lm - 2700K/CRI 80 - 24Vdc / 4,5W - 359 lm ≠ OUTPUT 236 lm - 3000K/CRI 80 - 24Vdc / 4,5W - 373 lm ≠ OUTPUT 245 lm - 4000K/CRI 80 - 24Vdc

2700K

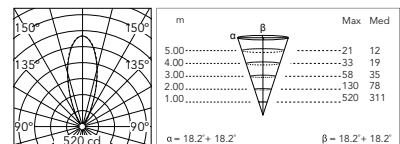
● FA51823256

3000K

● FA51803356


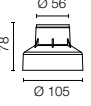

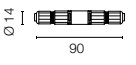
4000K

● FA51803256




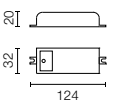

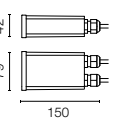

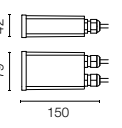

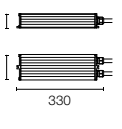

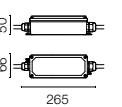


@ 3000K

A-Rise 65: Zubehörteile / Accessories

Einbaugehäuse.	Box for installation.	F004Z0K0000		
Verbindungssystem, IP 68, 2-Wege, 2-polig, (Ø4÷6,9mm Kabel). Kann nicht in das Einbaugehäuse für die Installation platziert werden.	2 way terminal block 2 poles IP68. (Ø4÷6,9mm cable). It can't be placed in the recessed box for installation.	F990C050000		

A-Rise 65: Treiber 24Vdc / Drivers 24Vdc

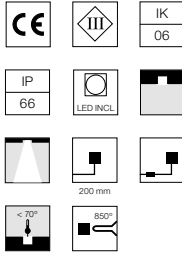
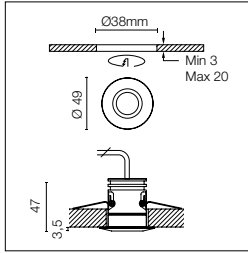
Stromversorgung Doppelfunktion Vout 24V Gleichstrom: 8 W/100÷240V Iout 350 ma: 6x1 W/100÷240V IP20 Klasse II Selv Eq.	Power supply dual function Vout 24Vdc: 8W/100÷240V Iout 350ma: 6x1W/100÷240V IP20 Class II Selv Eq.	*RF25754		
Netzgerät 24V 8W / 110-240V IP65 Klasse II selv.	Power supply 24V 8W / 110-240V IP65 Class II selv.	*RF25748		
Netzgerät für den Ferneinbau 24Vdc 10W / 110-240V IP20 Klasse II selv.	Power supply for remote installation 24Vdc 10W / 110-240V IP20 Class II selv.	*RF25747		
Netzgerät 24V 10W / 110-240V IP67 Klasse II selv.	Power supply 24V 10W / 110-240V IP67 Class II selv.	*RF25757		
Netzgerät 24Vdc 35W / 120-270V IP67 Klasse II selv.	Power supply 24Vdc 35W / 120-270V IP67 Class II selv.	F990B23AZ00		
Netzgerät für den Ferneinbau 24Vdc 50W / 120-240V IP67 Klasse II selv.	Power supply for remote installation 24Vdc 50W / 120-240V IP67 Class II selv.	*RF25755		
Netzgerät für den Ferneinbau 24Vdc 70W / 220-240V IP67 Klasse II selv.	Power supply for remote installation 24Vdc 70W / 220-240V IP67 Class II selv.	*RF25749		

* Maximale Leuchten pro Stromversorgung / Maximum number of luminaires per power supply.

Maximale Leuchten pro Stromversorgung (220÷240 V). Diese Angaben müssen unter Berücksichtigung der spezifischen Installationsbedingungen überprüft werden.

Max fixtures for each power supply (Vin 220÷240). Data in the chart are provided as a guide only. Please verify according to your installation.

A-RISE 65		A-RISE 65 HP	
Acc. RF25754	1	Acc. RF25754	1
Acc. RF25748	1	Acc. RF25748	1
Acc. RF25747	2	Acc. RF25747	2
Acc. RF25757	2	Acc. RF25757	2
Acc. RF25755	9	Acc. RF25755	7
Acc. RF25749	17	Acc. RF25749	14



Inklusive LED-Quelle. Die 24 V Gleichstrom-Fernstromversorgung muss separat bestellt werden. Mit Feder für Gipskarton-Installationen. Die Leuchte ist ausgestattet mit einem 200 mm überstehenden Neoprenkabel und einem Set mit Crimpverbindern und selbstklebenden Schrumpfschläuchen, die die Dichtigkeit des Anschlusses garantieren. Transparenter Polycarbonat-Diffusor. Dimmbare Version auf Anfrage erhältlich.

LED source included. 24V dc remote electric power supply to be ordered separately. Includes a spring for plasterboard installations. The luminaire is equipped with a protruding, neoprene, 200 mm cable and a wiring kit with crimp connectors and adhesive heat-shrink tubing guaranteeing the water tightness of the connection. Transparent polycarbonate diffuser. Adjustable light intensity version available upon request.

2200K auf Anfrage erhältlich.

2200K available on request.

Optic Spot 15°

Power Led: 2,3W - 144 lm ≠ OUTPUT 106 lm - 2700K/CRI 80 - 12÷24Vdc / 2,3W - 155 lm ≠ OUTPUT 115 lm - 3000K/CRI 80 - 12÷24Vdc / 2,3W - 161 lm ≠ OUTPUT 119 lm - 4000K/CRI 80 - 12÷24Vdc

2700K

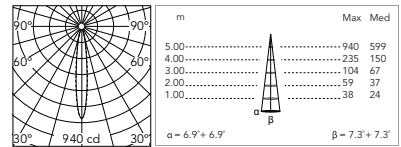
- FA51711556

3000K

- FA51711356

4000K

- FA51711256



@ 3000K

Optic Medium 45°

Power Led: 2,3W - 144 lm ≠ OUTPUT 97 lm - 2700K/CRI 80 - 12÷24Vdc / 2,3W - 155 lm ≠ OUTPUT 105 lm - 3000K/CRI 80 - 12÷24Vdc / 2,3W - 161 lm ≠ OUTPUT 109 lm - 4000K/CRI 80 - 12÷24Vdc

2700K

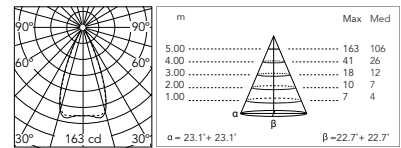
- FA51712556

3000K

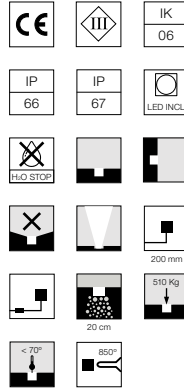
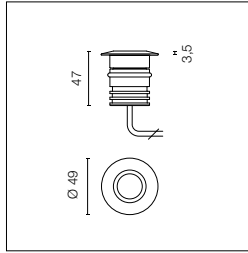
- FA51712356

4000K

- FA51712256



@ 3000K



Inklusive LED-Quelle. Die 24 V Gleichstrom-Fernstromversorgung muss separat bestellt werden. Die Montage benötigt eine Einbaudose, die separat bestellt werden muss. Die Leuchte ist ausgestattet mit einem 200 mm überstehenden Neoprenkabel mit einem integriertem H2O STOP Anschlussystem und einem Set mit Crimpverbindern und selbstklebenden Schrumpfschläuchen, die die Dichtigkeit des Anschlusses garantieren. Transparenter Polycarbonat-Diffusor. Dimmbare Version auf Anfrage erhältlich.

LED source included. 24V dc remote electric power supply to be ordered separately. Requires a junction box to be ordered separately. The luminaire is equipped with a protruding, neoprene, 200 mm cable with an integrated H2O STOP connection system and a wiring kit with crimp connectors and adhesive heat-shrink tubing guaranteeing the water tightness of the connection. Transparent polycarbonate diffuser. Adjustable light intensity version available upon request.

2200K auf Anfrage erhältlich.

2200K available on request.

Optic Spot 15°

Power Led: 2,3W - 144 lm ≠ OUTPUT 106 lm - 2700K/CRI 80 - 12÷24Vdc / 2,3W - 155 lm ≠ OUTPUT 115 lm - 3000K/CRI 80 - 12÷24Vdc / 2,3W - 161 lm ≠ OUTPUT 119 lm - 4000K/CRI 80 - 12÷24Vdc

2700K

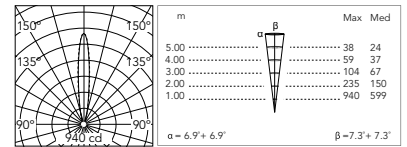
- FA51700556

3000K

- FA51700356

4000K

- FA51700256



@ 3000K

Optic Medium 45°

Power Led: 2,3W - 144 lm ≠ OUTPUT 97 lm - 2700K/CRI 80 - 12÷24Vdc / 2,3W - 155 lm ≠ OUTPUT 105 lm - 3000K/CRI 80 - 12÷24Vdc / 2,3W - 161 lm ≠ OUTPUT 109 lm - 4000K/CRI 80 - 12÷24Vdc

2700K

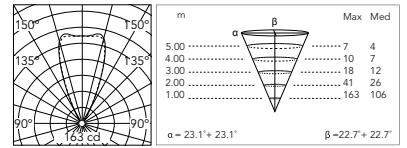
- FA51701656

3000K

- FA51701356

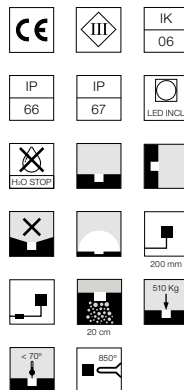
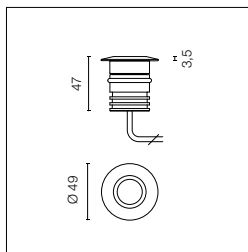
4000K

- FA51701256



@ 3000K

A-Rise 49 Opal



Inklusive LED-Lichtquelle. Die 24 V Gleichstrom-Fernstromversorgung muss separat bestellt werden. Die Montage benötigt eine Einbaudose, die separat bestellt werden muss. Die Leuchte ist ausgestattet mit einem 200 m überstehenden Neoprenkabel und einem Set mit Crimpverbindern und selbstklebenden Schrumpfschläuchen, die die Dichtigkeit des Anschlusses garantieren. Opaler Polycarbonat-Diffusor. Dimmbare Version auf Anfrage erhältlich.

LED light source included. 24V dc remote electric power supply to be ordered separately. Requires a junction box to be ordered separately. The luminaire is equipped with a protruding, neoprene, 200 mm cable and a wiring kit with crimp connectors and adhesive heat-shrink tubing guaranteeing the water tightness of the connection. Opal polycarbonate diffuser. Adjustable light intensity version available upon request.

2200K auf Anfrage erhältlich.

2200K available on request.

Optic Wide Flood 100°

Power Led: 2,3W - 139 lm ≠ OUTPUT 16 lm - 2700K/CRI 80 - 12÷24Vdc / 2,3W - 149 lm ≠ OUTPUT 17 lm - 3000K/CRI 80 - 12÷24Vdc / 2,3W - 162 lm ≠ OUTPUT 18 lm - 4000K/CRI 80 - 12÷24Vdc

2700K

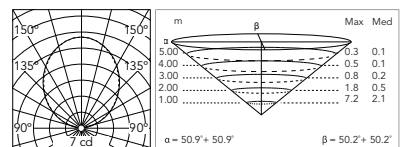
- FA51701756

3000K

- FA51701556

4000K

- FA51701456

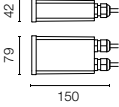


@ 4000K

A-Rise 49: Zubehörteile / Accessories

Einbaugehäuse.	Box for installation.	F004Z0J0000		
Verbindungssystem, IP 68, 2-Wege, 2-polig, (Ø4÷6,9mm Kabel). Kann nicht in das Einbaugehäuse für die Installation platziert werden.	2 way terminal block 2 poles IP68. (Ø4÷6,9mm cable). It can't be placed in the recessed box for installation.	F990C050000		

A-Rise 49: Treiber / Drivers

Stromversorgung Doppelfunktion Vout 24V Gleichstrom: 8W/100÷240V Iout 350 ma: 6x1 W/100÷240V IP20 Klasse II Selv Eq.	Power supply dual function Vout 24Vdc: 8W/100÷240V Iout 350ma: 6x1W/100÷240V IP20 Class II Selv Eq.	*RF25754		
Netzgerät 24V 8W / 110-240V IP65 Klasse II selv.	Power supply 24V 8W / 110-240V IP65 Class II selv.	*RF25748		
Netzgerät für den Feinbau 24Vdc 10W / 110-240V IP20 Klasse II selv.	Power supply for remote installation 24Vdc 10W / 110-240V IP20 Class II selv.	*RF25747		
Netzgerät 24V 10W / 110-240V IP67 Klasse II selv.	Power supply 24V 10W / 110-240V IP67 Class II selv.	*RF25757		
Netzgerät für den Feinbau 24Vdc 20W / 220-240V IP67 Klasse II selv.	Power supply for remote installation 24Vdc 20W / 220-240V IP67 Class II selv.	*RF25752		
Netzgerät 24Vdc 35W / 120-270V IP67 Klasse II selv.	Power supply 24Vdc 35W / 120-270V IP67 Class II selv.	F990B23AZ00		
Netzgerät für den Feinbau 24Vdc 50W / 120-240V IP67 Klasse II selv.	Power supply for remote installation 24Vdc 50W / 120-240V IP67 Class II selv.	*RF25755		
Netzgerät für den Feinbau 24Vdc 70W / 220-240V IP67 Klasse II selv.	Power supply for remote installation 24Vdc 70W / 220-240V IP67 Class II selv.	*RF25749		

* Maximale Leuchten pro Stromversorgung / Maximum number of luminaires per power supply.

Maximale Leuchten pro Stromversorgung (220÷240 V). Diese Angaben müssen unter Berücksichtigung der spezifischen Installationsbedingungen überprüft werden.	Max fixtures for each power supply (Vin 220÷240). Data in the chart are provided as a guide only. Please verify according to your installation.	Acc. RF25754	1	Acc. RF25752	5
		Acc. RF25748	1	Acc. RF25755	14
		Acc. RF25747	4	Acc. RF25749	29
		Acc. RF25757	4		

Gobi



Gobi





Familie / Family

Gobi 180



Power Led

up to 12W
up to 256 lm - 2700K/CRI 80
up to 276 lm - 3000K/CRI 80
up to 296 lm - 4000K/CRI 80

* Net lumen output

2200K available on request.

Gobi 130



Power Led

up to 7W
up to 140 lm - 2700K/CRI 80
up to 152 lm - 3000K/CRI 80
up to 164 lm - 4000K/CRI 80

* Net lumen output

2200K available on request.

Gobi 65



Power Led

up to 3,4W
up to 60 lm - 2700K/CRI 80
up to 64 lm - 3000K/CRI 80
up to 72 lm - 4000K/CRI 80

* Net lumen output

2200K available on request.

Gobi 65 Wall Path



Power Led

up to 3,4W
up to 47 lm - 2700K/CRI 80
up to 50 lm - 3000K/CRI 80
up to 54 lm - 4000K/CRI 80

* Net lumen output

2200K available on request.

Gobi 49



Power Led

up to 2,3W
up to 40 lm - 2700K/CRI 80
up to 44 lm - 3000K/CRI 80
up to 48 lm - 4000K/CRI 80

* Net lumen output

2200K available on request.

Gobi 49 Wall Path



Power Led

up to 2,3W
up to 36 lm - 2700K/CRI 80
up to 39 lm - 3000K/CRI 80
up to 42 lm - 4000K/CRI 80

* Net lumen output

2200K available on request.

Ausführungen / Colours



01 White



06 Grey



12 Forest Green



18 Deep Brown



30 Black



33 Anthracite



56 Matt Stainless Steel*

* Nur für Gobi 65 und Gobi 49 versionen. / Only for Gobi 65 and Gobi 49 versions.

Komplette Familie von bodeneingebauten Wegleuchten mit LED-Quelle. Erhältlich in verschiedenen Dimensionen mit verschiedenen verstellbaren Abstrahlwinkeln. Die Befestigungsschrauben sind aus Edelstahl AISI 316L gefertigt. Die Montage benötigt eine Einbaudose, die separat bestellt werden muss. Um Wasseransammlung zu vermeiden, muss der untere Teil der Dose mit einer Schicht aus abfließendem Material oder einem anderen Abflusssystem isoliert werden. Um den Erhalt der Kabelführung zu gewährleisten, wird empfohlen, flexible Elektrokabel zu verwenden, die für den Außeneinsatz geeignet sind.

Gobi

Begehbare Bodeneinbauleuchte, erhältlich in zwei verschiedenen Durchmessern und drei Abstrahlwinkeln: monodirektional, bidirektional und omnidirektional. Die Position der Lichtquelle parallel zur Oberfläche ermöglicht es, die direkte Komponente der Lichtemission maximal auszunutzen. Gehäuse aus Aluminiumdruckguss EN AB-47100 (mit geringem Kupferanteil), das mit einer doppelten Schicht hochkorrosionsfester Farbe beschichtet ist. Transparentes Borosilikatglas. Ausgestattet mit einem M12-Gewindeanschluss, der das Eindringen von Wasser verhindert und einen schnellen Anschluss an die Kabeleinheit ermöglicht. Die 230 V Version enthält die Stromversorgung und ein ferngesteuertes IP66/67-Kit, das in der versenkten Anschlussdose installiert werden muss. Die 24 V Gleichstrom-Version ist mit einem überstehenden Kabel ausgestattet und einem Gewindeanschluss für den Anschluss an die Fernstromversorgung. Die Anschlussdose ist in zwei Versionen erhältlich: die Standardversion aus Kunststoff und die Heavy-Duty-Version aus Metall, die für Bereiche mit hohem Verkehrsaufkommen geeignet ist.

Gobi 49 / Gobi 65

Begehbare Bodeneinbauleuchte, erhältlich in zwei verschiedenen Durchmessern und vier Abstrahlwinkeln: einstrahlig, zweistrahlig, dreistrahlig und vierstrahlig. Struktur aus gedrehtem Aluminium, Legierung EN AW 6060, eloxiert für bessere Korrosionsbeständigkeit. Der Außenstruktur ist aus kugelgestrahltem Edelstahl AISI 316L gefertigt. Transparenter Polycarbonat-Diffusor. 24 V Gleichstrom Leuchte mit Fernstromversorgung, die separat bestellt werden muss.

Gobi 49 Wall / Gobi 65 Wall

Wegleuchte zur Wandmontage, erhältlich in zwei verschiedenen Durchmessern und mit einem Abstrahlwinkel von 180° zum Boden gerichtet. Struktur aus gedrehtem Aluminium, Legierung EN AW 6060, eloxiert für bessere Korrosionsbeständigkeit. Der Außenstruktur ist aus kugelgestrahltem Edelstahl AISI 316L gefertigt. Transparenter Polycarbonat-Diffusor. 24 V Gleichstrom Leuchte mit Fernstromversorgung, die separat bestellt werden muss.

Complete family of ground-recessed path lights, with flush-emitting LED source. Available in different dimensions and several adjustable beam angles. The fixing screws are made of AISI 316L stainless steel. Requires a specific junction box to be ordered separately. To avoid water stagnation, it is necessary to insulate the lower part of the box with a layer of drainage material or other drainage system. In order to guarantee the preservation of the cable guide, it is recommended to use flexible electric cables specifically designed for outdoor use.

Gobi

Ground recessed and walk-over luminaire, available in two different diameters and three beam angles: monodirectional, bidirectional and omnidirectional. The position of the light source, parallel to the supporting surface, allows the direct component of the light emission to be exploited to the maximum. EN AB-47100 die-cast aluminium body (with low copper content), coated with a double layer of highly corrosion-resistant paint. Transparent borosilicate glass. Equipped with an M12 screw-on connector that prevents water infiltration and guarantees a quick connection to the wiring unit. 230V versions include the power supply unit and a remote IP66/67 kit to be installed in the junction box for recessing. The 24 V dc version is equipped with a cable and a screw connector for the connection to the remote power supply. The junction box is available in two versions: the standard version made of plastic and the heavy duty metal version, suitable for areas with high vehicular flow.

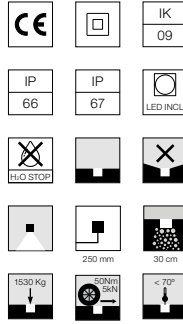
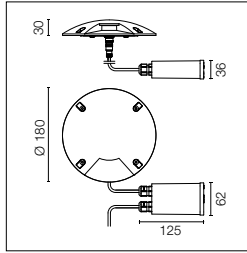
Gobi 49 / Gobi 65

Ground recessed and walk-over luminaire, available in two different diameters and four beam angles: one beam, two beams, three beams and four beams. Structure in turned aluminium, EN AW 6060 alloy, with an anodized treatment for better resistance to corrosion. The external structure is covered in AISI 316L shot-blasted stainless steel. Transparent polycarbonate diffuser. The 24 V dc luminaire is powered by a remote power supply to be ordered separately.

Gobi 49 Wall / Gobi 65 Wall

Wall-recessed path light, available in two different diameters and with a 180° beam angle directed towards the floor. Structure in turned aluminium, EN AW 6060 alloy, with an anodized treatment for better resistance to corrosion. The external structure is covered in AISI 316L shot-blasted stainless steel. Transparent polycarbonate diffuser. The 24 V dc luminaire is powered by a remote power supply to be ordered separately.

Gobi 180 Mono



Inklusive LED-Lichtquelle. Integrierte elektrische Stromversorgung 220-240 V ON/OFF. Die Montage benötigt eine Einbaudose, die separat bestellt werden muss. Die Leuchte ist ausgestattet mit einem 40 mm überstehenden Kabel mit einem wasserdichten M12 Gewindeanschluss und einem 300 mm Kabel für den Anschluss an die Stromleitung. Dimmbare Version auf Anfrage erhältlich.

LED light source included. Integrated electric power supply 220-240V ON/OFF. Requires a junction box to be ordered separately. The luminaire is equipped with a protruding, neoprene, 400 mm cable with an M12 watertight screw-on connector towards the luminaire, and with a 300 mm cable for the connection to the power line. Adjustable light intensity version available upon request.

2200K auf Anfrage erhältlich.

2200K available on request.

Power Led: 5W - 233 lm \neq OUTPUT 64 lm - 2700K/CRI 80 - 220 \div 240V / 5W - 250 lm \neq OUTPUT 69 lm - 3000K/CRI 80 - 220 \div 240V / 5W - 266 lm \neq OUTPUT 74 lm - 4000K/CRI 80 - 220 \div 240V

2700K

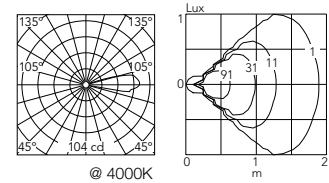
- FA53504701
- FA53504706
- FA53504712
- FA53504718
- FA53504730
- FA53504733

3000K

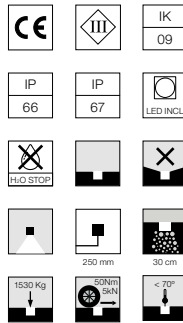
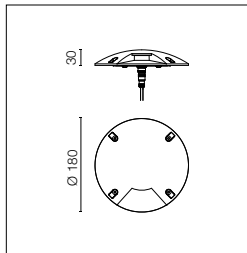
- FA53501201
- FA53501206
- FA53501212
- FA53501218
- FA53501230
- FA53501233

4000K

- FA53501101
- FA53501106
- FA53501112
- FA53501118
- FA53501130
- FA53501133



Gobi 180 Mono Low Voltage



Inklusive LED-Quelle. Die 24Vdc Gleichstrom-Fernstromversorgung muss separat bestellt werden. Die Montage benötigt eine Einbaudose, die separat bestellt werden muss. Die Leuchte ist ausgestattet mit einem 250 mm überstehenden Kabel und einem wasserdichten M12-Gewindeanschluss. Optionales Zubehör: 5000 mm und 300 mm Verteilerkabel mit M12-Gewindeanschlüssen für mehrfache Installationen.

LED source included. 24V dc remote electric power supply to be ordered separately. Requires a junction box to be ordered separately. The luminaire is equipped with protruding, 250 mm cable with an M12 watertight screw-on connector. Optional accessories: 5000 mm cable and 300 mm splitter cable with M12 connectors for multiple installations.

2200K auf Anfrage erhältlich.

2200K available on request.

Power Led: 3,4W - 233 lm \neq OUTPUT 64 lm - 2700K/CRI 80 - 24Vdc / 3,4W - 250 lm \neq OUTPUT 69 lm - 3000K/CRI 80 - 24Vdc / 3,4W - 266 lm \neq OUTPUT 74 lm - 4000K/CRI 80 - 24Vdc

2700K

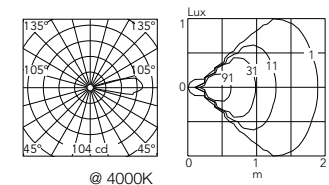
- FA53504801
- FA53504806
- FA53504812
- FA53504818
- FA53504830
- FA53504833

3000K

- FA53503001
- FA53503006
- FA53503012
- FA53503018
- FA53503030
- FA53503033

4000K

- FA53502901
- FA53502906
- FA53502912
- FA53502918
- FA53502930
- FA53502933



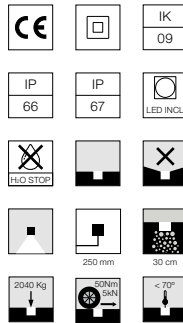
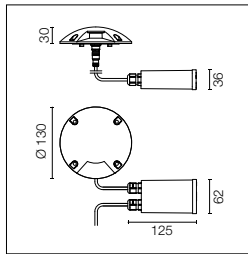
* Maximale Leuchten pro Stromversorgung / Maximum number of luminaires per power supply.

Maximale Leuchten pro Stromversorgung (220 \div 240 V). Diese Angaben müssen unter Berücksichtigung der spezifischen Installationsbedingungen überprüft werden.

Maximum number of luminaires per power supply. (220 \div 240 V). These data must be checked taking into account the specific installation conditions.

Acc. RF25752	3
Acc. RF25755	8
Acc. RF25749	16

Gobi 130 Mono



Inklusive LED-Lichtquelle. Integrierte elektrische Stromversorgung 220-240 V ON/OFF. Die Montage benötigt eine Einbaudose, die separat bestellt werden muss. Die Leuchte ist ausgestattet mit einem 40 mm überstehenden Kabel mit einem wasserdichten M12 Gewindeanschluss und einem 300 mm Kabel für den Anschluss an die Stromleitung. Dimmbare Version auf Anfrage erhältlich.

LED light source included. Integrated electric power supply 220-240V ON/OFF. Requires a junction box to be ordered separately. The luminaire is equipped with a protruding, neoprene, 400 mm cable with an M12 watertight screw-on connector towards the luminaire, and with a 300 mm cable for the connection to the power line. Adjustable light intensity version available upon request.

2200K auf Anfrage erhältlich.

2200K available on request.

Power Led: 4W - 129 lm ≠ OUTPUT 35 lm - 2700K/CRI 80 - 220÷240V / 4W - 139 lm ≠ OUTPUT 38 lm - 3000K/CRI 80 - 220÷240V / 4W - 148 lm ≠ OUTPUT 41 lm - 4000K/CRI 80 - 220÷240V

2700K

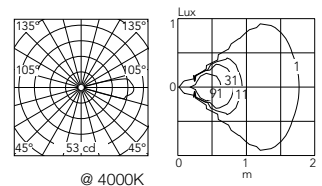
- FA53504101
- FA53504106
- FA53504112
- FA53504118
- FA53504130
- FA53504133

3000K

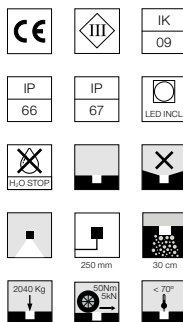
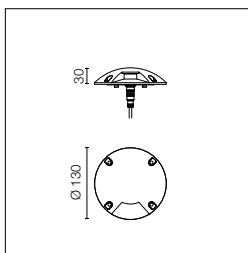
- FA53500301
- FA53500306
- FA53500312
- FA53500318
- FA53500330
- FA53500333

4000K

- FA53500201
- FA53500206
- FA53500212
- FA53500218
- FA53500230
- FA53500233



Gobi 130 Mono Low Voltage



Inklusive LED-Quelle. Die 24Vdc Gleichstrom-Fernstromversorgung muss separat bestellt werden. Die Montage benötigt eine Einbaudose, die separat bestellt werden muss. Die Leuchte ist ausgestattet mit einem 250 mm überstehenden Kabel und einem wasserdichten M12-Gewindeanschluss. Optionales Zubehör: 5000 mm und 300 mm Verteilerkabel mit M12-Gewindeanschlüssen für mehrfache Installationen.

LED source included. 24V dc remote electric power supply to be ordered separately. Requires a junction box to be ordered separately. The luminaire is equipped with protruding, 250 mm cable with an M12 watertight screw-on connector. Optional accessories: 5000 mm cable and 300 mm splitter cable with M12 connectors for multiple installations.

2200K auf Anfrage erhältlich.

2200K available on request.

Power Led: 1,9W - 129 lm ≠ OUTPUT 35 lm - 2700K/CRI 80 - 24Vdc / 1,9W - 139 lm ≠ OUTPUT 38 lm - 3000K/CRI 80 - 24Vdc / 1,9W - 148 lm ≠ OUTPUT 41 lm - 4000K/CRI 80 - 24Vdc

2700K

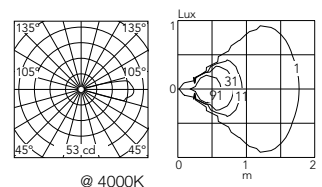
- FA53504201
- FA53504206
- FA53504212
- FA53504218
- FA53504230
- FA53504233

3000K

- FA53502101
- FA53502106
- FA53502112
- FA53502118
- FA53502130
- FA53502133

4000K

- FA53502001
- FA53502006
- FA53502012
- FA53502018
- FA53502030
- FA53502033



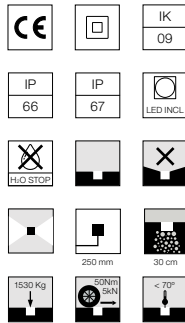
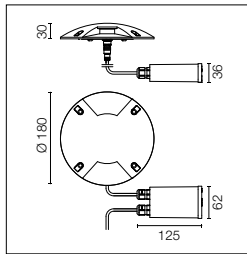
* Maximale Leuchten pro Stromversorgung / Maximum number of luminaires per power supply.

Maximale Leuchten pro Stromversorgung (220÷240 V). Diese Angaben müssen unter Berücksichtigung der spezifischen Installationsbedingungen überprüft werden.

Maximum number of luminaires per power supply. (220÷240 V). These data must be checked taking into account the specific installation conditions.

Acc. RF25752	5
Acc. RF25755	16
Acc. RF25749	33

Gobi 180 Double



Inklusive LED-Lichtquelle. Integrierte elektrische Stromversorgung 220-240 V ON/OFF. Die Montage benötigt eine Einbaudose, die separat bestellt werden muss. Die Leuchte ist ausgestattet mit einem 40 mm überstehenden Kabel mit einem wasserdichten M12 Gewindeanschluss und einem 300 mm Kabel für den Anschluss an die Stromleitung. Dimmbare Version auf Anfrage erhältlich.

LED light source included. Integrated electric power supply 220-240V ON/OFF. Requires a junction box to be ordered separately. The luminaire is equipped with a protruding, neoprene, 400 mm cable with an M12 watertight screw-on connector towards the luminaire, and with a 300 mm cable for the connection to the power line. Adjustable light intensity version available upon request.

2200K auf Anfrage erhältlich.

2200K available on request.

Power Led: 7W - 2x233 lm ≠ OUTPUT 2x64 lm - 2700K/CRI 80 - 220÷240V / 7W - 2x250 lm ≠ OUTPUT 2x69 lm - 3000K/CRI 80 - 220÷240V / 7W - 2x266 lm ≠ OUTPUT 2x74 lm - 4000K/CRI 80 - 220÷240V

2700K

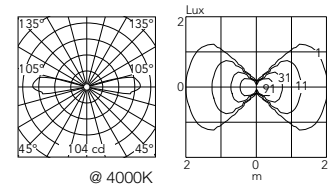
- FA53504901
- FA53504906
- FA53504912
- FA53504918
- FA53504930
- FA53504933

3000K

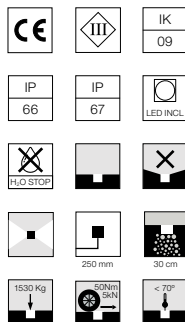
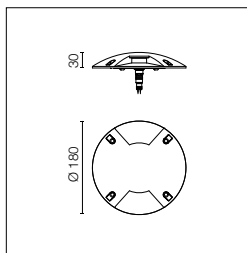
- FA53501501
- FA53501506
- FA53501512
- FA53501518
- FA53501530
- FA53501533

4000K

- FA53501401
- FA53501406
- FA53501412
- FA53501418
- FA53501430
- FA53501433



Gobi 180 Double Low Voltage



Inklusive LED-Quelle. Die 24Vdc Gleichstrom-Fernstromversorgung muss separat bestellt werden. Die Montage benötigt eine Einbaudose, die separat bestellt werden muss. Die Leuchte ist ausgestattet mit einem 250 mm überstehenden Kabel und einem wasserdichten M12-Gewindeanschluss. Optionales Zubehör: 5000 mm und 300 mm Verteilerkabel mit M12-Gewindeanschlüssen für mehrfache Installationen.

LED source included. 24V dc remote electric power supply to be ordered separately. Requires a junction box to be ordered separately. The luminaire is equipped with protruding, 250 mm cable with an M12 watertight screw-on connector. Optional accessories: 5000 mm cable and 300 mm splitter cable with M12 connectors for multiple installations.

2200K auf Anfrage erhältlich.

2200K available on request.

Power Led: 6,4W - 2x233 lm ≠ OUTPUT 2x64 lm - 2700K/CRI 80 - 24Vdc / 6,4W - 2x250 lm ≠ OUTPUT 2x69 lm - 3000K/CRI 80 - 24Vdc / 6,4W - 2x266 lm ≠ OUTPUT 2x74 lm - 4000K/CRI 80 - 24Vdc

2700K

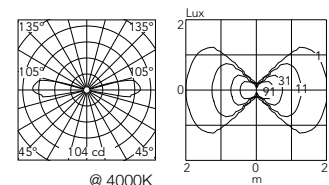
- FA53505001
- FA53505006
- FA53505012
- FA53505018
- FA53505030
- FA53505033

3000K

- FA53503301
- FA53503306
- FA53503312
- FA53503318
- FA53503330
- FA53503333

4000K

- FA53503201
- FA53503206
- FA53503212
- FA53503218
- FA53503230
- FA53503233



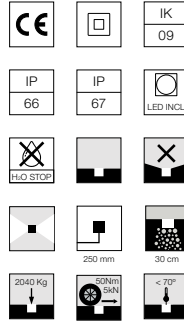
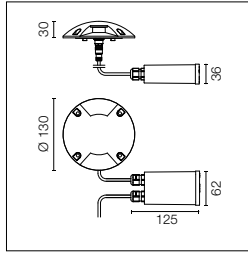
* Maximale Leuchten pro Stromversorgung / Maximum number of luminaires per power supply.

Maximale Leuchten pro Stromversorgung (220÷240 V). Diese Angaben müssen unter Berücksichtigung der spezifischen Installationsbedingungen überprüft werden.

Maximum number of luminaires per power supply. (220÷240 V). These data must be checked taking into account the specific installation conditions.

Acc. RF25752	2
Acc. RF25755	5
Acc. RF25749	8

Gobi 130 Double



Inklusive LED-Lichtquelle. Integrierte elektrische Stromversorgung 220-240 V ON/OFF. Die Montage benötigt eine Einbaudose, die separat bestellt werden muss. Die Leuchte ist ausgestattet mit einem 40 mm überstehenden Kabel mit einem wasserdichten M12 Gewindeanschluss und einem 300 mm Kabel für den Anschluss an die Stromleitung. Dimmbare Version auf Anfrage erhältlich.

LED light source included. Integrated electric power supply 220-240V ON/OFF. Requires a junction box to be ordered separately. The luminaire is equipped with a protruding, neoprene, 400 mm cable with an M12 watertight screw-on connector towards the luminaire, and with a 300 mm cable for the connection to the power line. Adjustable light intensity version available upon request.

2200K auf Anfrage erhältlich.

2200K available on request.

Power Led: 5W - 2x129 lm ≠ OUTPUT 2x35 lm - 2700K/CRI 80 - 220÷240V / 5W - 2x139 lm ≠ OUTPUT 2x38 lm - 3000K/CRI 80 - 220÷240V / 5W - 2x148 lm ≠ OUTPUT 2x41 lm - 4000K/CRI 80 - 220÷240V

2700K

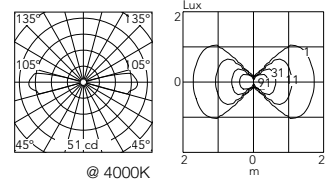
- FA53504301
- FA53504306
- FA53504312
- FA53504318
- FA53504330
- FA53504333

3000K

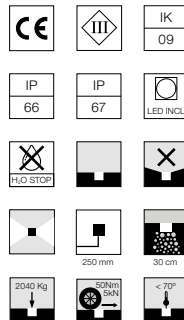
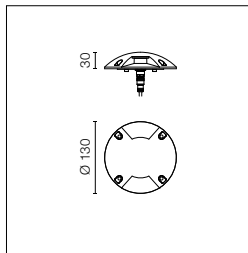
- FA53500601
- FA53500606
- FA53500612
- FA53500618
- FA53500630
- FA53500633

4000K

- FA53500501
- FA53500506
- FA53500512
- FA53500518
- FA53500530
- FA53500533



Gobi 130 Double Low Voltage



Inklusive LED-Quelle. Die 24Vdc Gleichstrom-Fernstromversorgung muss separat bestellt werden. Die Montage benötigt eine Einbaudose, die separat bestellt werden muss. Die Leuchte ist ausgestattet mit einem 250 mm überstehenden Kabel und einem wasserdichten M12-Gewindeanschluss. Optionales Zubehör: 5000 mm und 300 mm Verteilerkabel mit M12-Gewindeanschlüssen für mehrfache Installationen.

LED source included. 24V dc remote electric power supply to be ordered separately. Requires a junction box to be ordered separately. The luminaire is equipped with protruding, 250 mm cable with an M12 watertight screw-on connector. Optional accessories: 5000 mm cable and 300 mm splitter cable with M12 connectors for multiple installations.

2200K auf Anfrage erhältlich.

2200K available on request.

Power Led: 3,5W - 2x129 lm ≠ OUTPUT 2x35 lm - 2700K/CRI 80 - 24Vdc / 3,5W - 2x139 lm ≠ OUTPUT 2x38 lm - 3000K/CRI 80 - 24Vdc / 3,5W - 2x148 lm ≠ OUTPUT 2x41 lm - 4000K/CRI 80 - 24Vdc

2700K

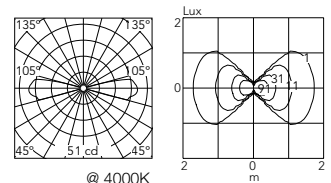
- FA53504401
- FA53504406
- FA53504412
- FA53504418
- FA53504430
- FA53504433

3000K

- FA53502401
- FA53502406
- FA53502412
- FA53502418
- FA53502430
- FA53502433

4000K

- FA53502301
- FA53502306
- FA53502312
- FA53502318
- FA53502330
- FA53502333

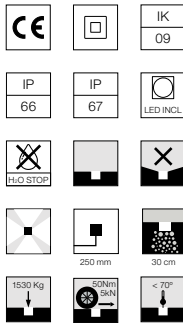
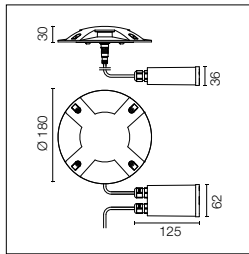


* Maximale Leuchten pro Stromversorgung / Maximum number of luminaires per power supply.

Maximale Leuchten pro Stromversorgung (220÷240 V). Diese Angaben müssen unter Berücksichtigung der spezifischen Installationsbedingungen überprüft werden.

Maximum number of luminaires per power supply. (220÷240 V). These data must be checked taking into account the specific installation conditions.

Acc. RF25752	2
Acc. RF25755	10
Acc. RF25749	19



Inklusive LED-Lichtquelle. Integrierte elektrische Stromversorgung 220-240 V ON/OFF. Die Montage benötigt eine Einbaudose, die separat bestellt werden muss. Die Leuchte ist ausgestattet mit einem 40 mm überstehenden Kabel mit einem wasserdichten M12 Gewindeanschluss und einem 300 mm Kabel für den Anschluss an die Stromleitung. Dimmbare Version auf Anfrage erhältlich.

LED light source included. Integrated electric power supply 220-240V ON/OFF. Requires a junction box to be ordered separately. The luminaire is equipped with a protruding, neoprene, 400 mm cable with an M12 watertight screw-on connector towards the luminaire, and with a 300 mm cable for the connection to the power line. Adjustable light intensity version available upon request.

2200K auf Anfrage erhältlich.

2200K available on request.

Power Led: 12W - 4x233 lm ≠ OUTPUT 4x64 lm - 2700K/CRI 80 - 220÷240V / 12W - 4x250 lm ≠ OUTPUT 4x69 lm - 3000K/CRI 80 - 220÷240V / 12W - 4x266 lm ≠ OUTPUT 4x74 lm - 4000K/CRI 80 - 220÷240V

2700K

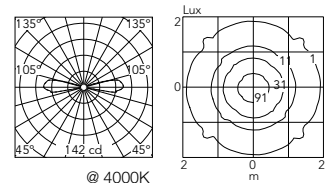
- FA53505101
- FA53505106
- FA53505112
- FA53505118
- FA53505130
- FA53505133

3000K

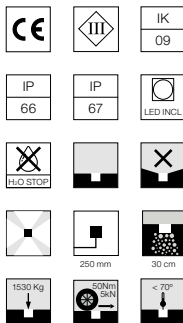
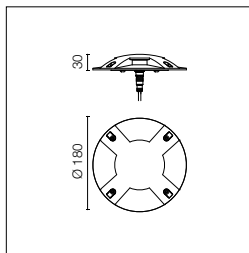
- FA53501801
- FA53501806
- FA53501812
- FA53501818
- FA53501830
- FA53501833

4000K

- FA53501701
- FA53501706
- FA53501712
- FA53501718
- FA53501730
- FA53501733



Gobi 180 Multi Low Voltage



Inklusive LED-Quelle. Die 24Vdc Gleichstrom-Fernstromversorgung muss separat bestellt werden. Die Montage benötigt eine Einbaudose, die separat bestellt werden muss. Die Leuchte ist ausgestattet mit einem 250 mm überstehenden Kabel und einem wasserdichten M12-Gewindeanschluss. Optionales Zubehör: 5000 mm und 300 mm Verteilerkabel mit M12-Gewindeanschlüssen für mehrfache Installationen.

LED source included. 24V dc remote electric power supply to be ordered separately. Requires a junction box to be ordered separately. The luminaire is equipped with protruding, 250 mm cable with an M12 watertight screw-on connector. Optional accessories: 5000 mm cable and 300 mm splitter cable with M12 connectors for multiple installations.

2200K auf Anfrage erhältlich.

2200K available on request.

Power Led: 11,2W - 4x233 lm ≠ OUTPUT 4x64 lm - 2700K/CRI 80 - 24Vdc / 11,2W - 4x250 lm ≠ OUTPUT 4x69 lm - 3000K/CRI 80 - 24Vdc / 11,2W - 4x266 lm ≠ OUTPUT 4x74 lm - 4000K/CRI 80 - 24Vdc

2700K

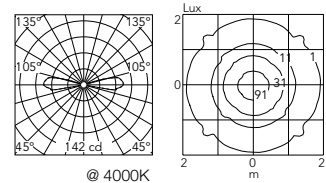
- FA53505201
- FA53505206
- FA53505212
- FA53505218
- FA53505230
- FA53505233

3000K

- FA53503601
- FA53503606
- FA53503612
- FA53503618
- FA53503630
- FA53503633

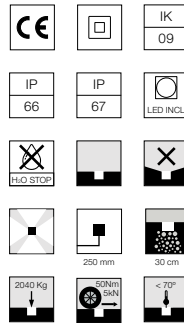
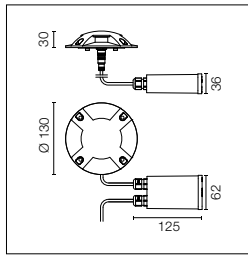
4000K

- FA53503501
- FA53503506
- FA53503512
- FA53503518
- FA53503530
- FA53503533



* Maximale Leuchten pro Stromversorgung / Maximum number of luminaires per power supply.

Maximale Leuchten pro Stromversorgung (220÷240 V). Diese Angaben müssen unter Berücksichtigung der spezifischen Installationsbedingungen überprüft werden.	Maximum number of luminaires per power supply. (220÷240 V). These data must be checked taking into account the specific installation conditions.	Acc. RF25752	1
		Acc. RF25755	3
		Acc. RF25749	6



Inklusive LED-Lichtquelle. Integrierte elektrische Stromversorgung 220-240 V ON/OFF. Die Montage benötigt eine Einbaudose, die separat bestellt werden muss. Die Leuchte ist ausgestattet mit einem 40 mm überstehenden Kabel mit einem wasserdichten M12 Gewindeanschluss und einem 300 mm Kabel für den Anschluss an die Stromleitung. Dimmbare Version auf Anfrage erhältlich.

LED light source included. Integrated electric power supply 220-240V ON/OFF. Requires a junction box to be ordered separately. The luminaire is equipped with a protruding, neoprene, 400 mm cable with an M12 watertight screw-on connector towards the luminaire, and with a 300 mm cable for the connection to the power line. Adjustable light intensity version available upon request.

2200K auf Anfrage erhältlich.

2200K available on request.

Power Led: 7W - 4x129 lm ≠ OUTPUT 4x35 lm - 2700K/CRI 80 - 220÷240V / 7W - 4x139 lm ≠ OUTPUT 4x38 lm - 3000K/CRI 80 - 220÷240V / 7W - 4x148 lm ≠ OUTPUT 4x41 lm - 4000K/CRI 80 - 220÷240V

2700K

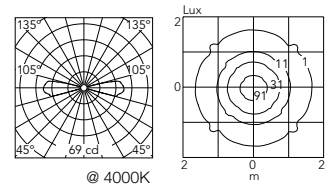
- FA53504501
- FA53504506
- FA53504512
- FA53504518
- FA53504530
- FA53504533

3000K

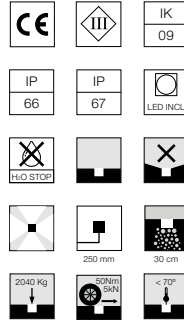
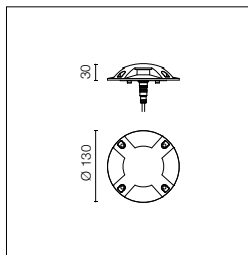
- FA53500901
- FA53500906
- FA53500912
- FA53500918
- FA53500930
- FA53500933

4000K

- FA53500801
- FA53500806
- FA53500812
- FA53500818
- FA53500830
- FA53500833



Gobi 130 Multi Low Voltage



Inklusive LED-Quelle. Die 24Vdc Gleichstrom-Fernstromversorgung muss separat bestellt werden. Die Montage benötigt eine Einbaudose, die separat bestellt werden muss. Die Leuchte ist ausgestattet mit einem 250 mm überstehenden Kabel und einem wasserdichten M12-Gewindeanschluss. Optionales Zubehör: 5000 mm und 300 mm Verteilerkabel mit M12-Gewindeanschlüssen für mehrfache Installationen.

LED source included. 24V dc remote electric power supply to be ordered separately. Requires a junction box to be ordered separately. The luminaire is equipped with protruding, 250 mm cable with an M12 watertight screw-on connector. Optional accessories: 5000 mm cable and 300 mm splitter cable with M12 connectors for multiple installations.

2200K auf Anfrage erhältlich.

2200K available on request.

Power Led: 5,8W - 4x129 lm ≠ OUTPUT 4x35 lm - 2700K/CRI 80 - 24Vdc / 5,8W - 4x139 lm ≠ OUTPUT 4x38 lm - 3000K/CRI 80 - 24Vdc / 5,8W - 4x148 lm ≠ OUTPUT 4x41 lm - 4000K/CRI 80 - 24Vdc

2700K

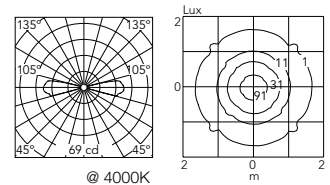
- FA53504601
- FA53504606
- FA53504612
- FA53504618
- FA53504630
- FA53504633

3000K

- FA53502701
- FA53502706
- FA53502712
- FA53502718
- FA53502730
- FA53502733

4000K

- FA53502601
- FA53502606
- FA53502612
- FA53502618
- FA53502630
- FA53502633




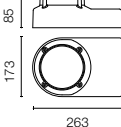

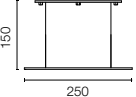

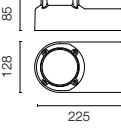

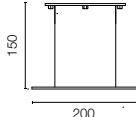
* Maximale Leuchten pro Stromversorgung / Maximum number of luminaires per power supply.

Maximale Leuchten pro Stromversorgung (220÷ 240 V). Diese Angaben müssen unter Berücksichtigung der spezifischen Installationsbedingungen überprüft werden.

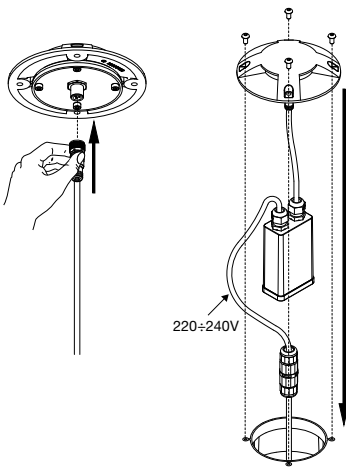
Maximum number of luminaires per power supply. (220÷240 V). These data must be checked taking into account the specific installation conditions.

Acc. RF25752	1
Acc. RF25755	7
Acc. RF25749	12

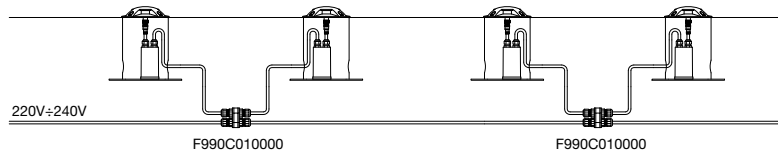
Gobi: Zubehörteile / Accessories

Einbaugehäuse.	Box for installation	Gobi 180 FA194		 85 173 263
Hochbeständige Einbaudose zur Installation.	High resistance in-ground box for installation	Gobi 180 FA195		 150 250
Einbaugehäuse.	Box for installation.	Gobi 130 FA192		 85 128 225
Hochbeständige Einbaudose zur Installation.	High resistance in-ground box for installation	Gobi 130 FA193		 150 200

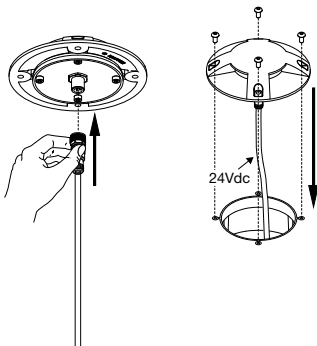
Gobi 130/180 220÷240V version - Wiring Installation



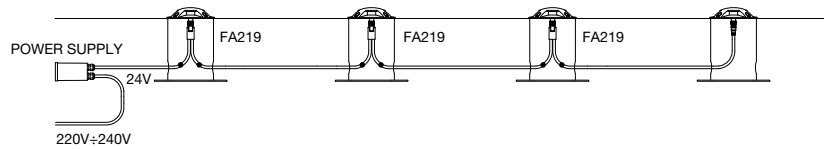
Example of installation



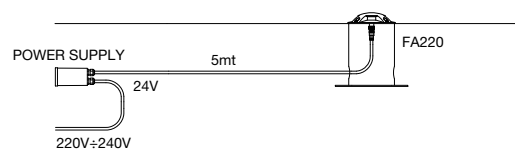
Gobi 130/180 24Vdc version - Wiring Installation




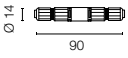

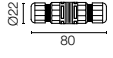

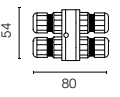

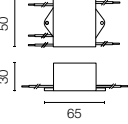
Example of installation 1




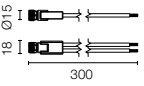

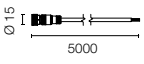

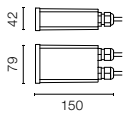

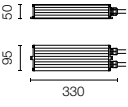

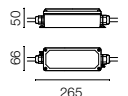
Example of installation 2



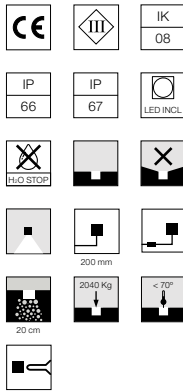
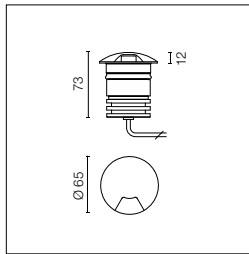
Gobi: Treiber / Drivers

<p>Verbindungssystem, IP 68, 2-Wege, 2-polig, (Ø4÷6,9mm Kabel).</p> <p>Kann nicht in das Einbauehäuse für die Installation platziert werden.</p>	<p>2 way terminal block 2 poles IP68. (Ø4÷6,9mm cable).</p> <p>It can't be placed in the recessed box for installation.</p>	F990C050000		
<p>Verbindungssystem, IP68, 2-Wege-H2O-Antikondensat, 4-polig.</p>	<p>2 way terminal block 4 poles IP68 H2O Stop.</p>	F990C00A000		
<p>Verbindungssystem, IP68, 3/4-Wege-H2O-Antikondensat, 4-polig, (ø5,5÷12mm Kabel).</p>	<p>3/4 way terminal block 4 poles IP68 H2O Stop. (ø5,5÷12mm cable).</p>	F990C010000		
<p>Überspannungsschutzgerät. 275 Vac. Maximaler Entladestrom 10KA (8 / 20us). Maximaler Betriebsstrom 5A. Geeignet für Reihenschaltung. IP66.</p>	<p>Surge protection device. 275Vac. Maximum discharge current 10KA (8/20us). Maximum operating current 5A. Suitable for series connection. IP66.</p>	F990E00A000		

Gobi Low Voltage: Treiber / Drivers

<p>Verteiler m12-Anschluss.</p>	<p>Splitter m12 connector.</p>	FA219		
<p>M12 Einzelanschluss L. 5000 mm.</p>	<p>M12 single connector L.5.000mm.</p>	FA220		
<p>Netzgerät für den Ferneinbau 24Vdc 20W / 220- 240V IP67 Klasse II selv.</p>	<p>Power supply for remote installation 24Vdc 20W / 220- 240V IP67 Class II selv.</p>	*RF25752		
<p>Netzgerät für den Ferneinbau 24Vdc 50W / 120-240V IP67 Klasse II selv.</p>	<p>Power supply for remote installation 24Vdc 50W / 120- 240V IP67 Class II selv.</p>	*RF25755		
<p>Netzgerät für den Ferneinbau 24Vdc 70W / 220-240V IP67 Klasse II selv.</p>	<p>Power supply for remote installation 24Vdc 70W / 220- 240V IP67 Class II selv.</p>	*RF25749		

Gobi 65 Mono



Inklusive LED-Quelle. Die 24 V Gleichstrom-Fernstromversorgung muss separat bestellt werden. Die Montage benötigt eine Einbaudose, die separat bestellt werden muss. Die Leuchte ist ausgestattet mit einem 200 mm überstehenden Kabel mit einem integriertem H2O STOP Anschlussystem und einem Set mit Crimpverbindern und selbstklebenden Schrumpfschläuchen, die die Dichtigkeit des Anschlusses garantieren. Dimmbare Version auf Anfrage erhältlich.

LED source included. 24V dc remote electric power supply to be ordered separately. Requires a junction box to be ordered separately. The luminaire is equipped with a protruding, 200 mm cable with an integrated H2O STOP connection system and a wiring kit with crimp connectors and adhesive heat-shrink tubing guaranteeing the water tightness of the connection. Adjustable light intensity version available upon request.

2200K auf Anfrage erhältlich.

2200K available on request.

Power Led: 3,4W - 169 lm ≠ OUTPUT 15 lm - 2700K/CRI 80 - 24Vdc / 3,4W - 182 lm ≠ OUTPUT 16 lm - 3000K/CRI 80 - 24Vdc / 3,4W - 198 lm ≠ OUTPUT 18 lm - 4000K/CRI 80 - 24Vdc

2700K

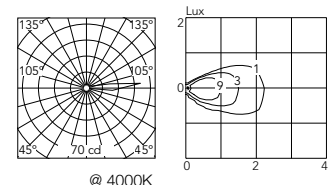
- FA51824201
- FA51824206
- FA51824212
- FA51824218
- FA51824230
- FA51824233
- FA51824256

3000K

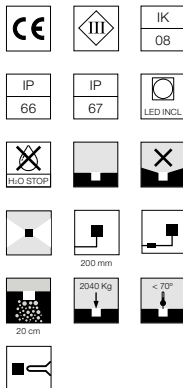
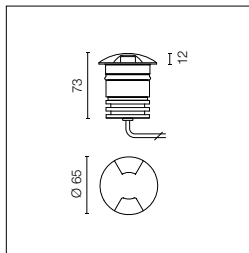
- FA51804301
- FA51804306
- FA51804312
- FA51804318
- FA51804330
- FA51804333
- FA51804356

4000K

- FA51804201
- FA51804206
- FA51804212
- FA51804218
- FA51804230
- FA51804233
- FA51804256



Gobi 65 Double



Inklusive LED-Quelle. Die 24 V Gleichstrom-Fernstromversorgung muss separat bestellt werden. Die Montage benötigt eine Einbaudose, die separat bestellt werden muss. Die Leuchte ist ausgestattet mit einem 200 mm überstehenden Kabel mit einem integriertem H2O STOP Anschlussystem und einem Set mit Crimpverbindern und selbstklebenden Schrumpfschläuchen, die die Dichtigkeit des Anschlusses garantieren. Dimmbare Version auf Anfrage erhältlich.

LED source included. 24V dc remote electric power supply to be ordered separately. Requires a junction box to be ordered separately. The luminaire is equipped with a protruding, 200 mm cable with an integrated H2O STOP connection system and a wiring kit with crimp connectors and adhesive heat-shrink tubing guaranteeing the water tightness of the connection. Adjustable light intensity version available upon request.

2200K auf Anfrage erhältlich.

2200K available on request.

Power Led: 3,4W - 2x169 lm ≠ OUTPUT 2x15 lm - 2700K/CRI 80 - 24Vdc / 3,4W - 2x182 lm ≠ OUTPUT 2x16 lm - 3000K/CRI 80 - 24Vdc / 3,4W - 2x198 lm ≠ OUTPUT 2x18 lm - 4000K/CRI 80 - 24Vdc

2700K

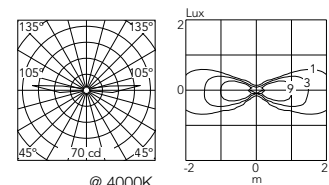
- FA51825201
- FA51825206
- FA51825212
- FA51825218
- FA51825230
- FA51825233
- FA51825256

3000K

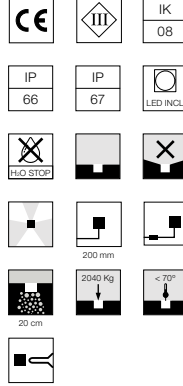
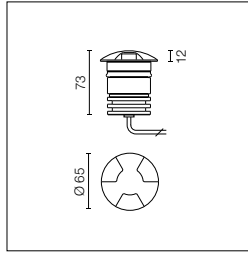
- FA51805301
- FA51805306
- FA51805312
- FA51805318
- FA51805330
- FA51805333
- FA51805356

4000K

- FA51805201
- FA51805206
- FA51805212
- FA51805218
- FA51805230
- FA51805233
- FA51805256



Gobi 65 Triple



Inklusive LED-Quelle. Die 24 V Gleichstrom-Fernstromversorgung muss separat bestellt werden. Die Montage benötigt eine Einbaudose, die separat bestellt werden muss. Die Leuchte ist ausgestattet mit einem 200 mm überstehenden Kabel mit einem integriertem H2O STOP Anschlussystem und einem Set mit Crimpverbindern und selbstklebenden Schrumpfschläuchen, die die Dichtigkeit des Anschlusses garantieren. Dimmbare Version auf Anfrage erhältlich.

LED source included. 24V dc remote electric power supply to be ordered separately. Requires a junction box to be ordered separately. The luminaire is equipped with a protruding, 200 mm cable with an integrated H2O STOP connection system and a wiring kit with crimp connectors and adhesive heat-shrink tubing guaranteeing the water tightness of the connection. Adjustable light intensity version available upon request.

2200K auf Anfrage erhältlich.

2200K available on request.

Power Led: 3,4W - 3x169 lm ≠ OUTPUT 3x15 lm - 2700K/CRI 80 - 24Vdc / 3,4W - 3x182 lm ≠ OUTPUT 3x16 lm - 3000K/CRI 80 - 24Vdc / 3,4W - 3x198 lm ≠ OUTPUT 3x18 lm - 4000K/CRI 80 - 24Vdc

2700K

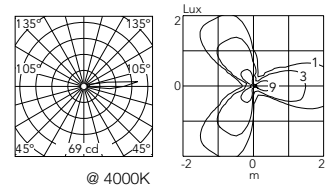
- FA51826201
- FA51826206
- FA51826212
- FA51826218
- FA51826230
- FA51826233
- FA51826256

3000K

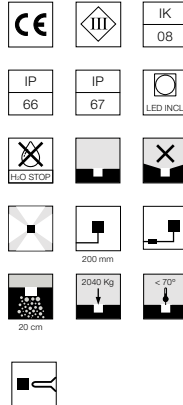
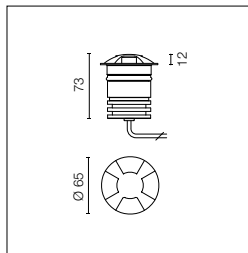
- FA51806301
- FA51806306
- FA51806312
- FA51806318
- FA51806330
- FA51806333
- FA51806356

4000K

- FA51806201
- FA51806206
- FA51806212
- FA51806218
- FA51806230
- FA51806233
- FA51806256



Gobi 65 Multi



Inklusive LED-Quelle. Die 24 V Gleichstrom-Fernstromversorgung muss separat bestellt werden. Die Montage benötigt eine Einbaudose, die separat bestellt werden muss. Die Leuchte ist ausgestattet mit einem 200 mm überstehenden Kabel mit einem integriertem H2O STOP Anschlussystem und einem Set mit Crimpverbindern und selbstklebenden Schrumpfschläuchen, die die Dichtigkeit des Anschlusses garantieren. Dimmbare Version auf Anfrage erhältlich.

LED source included. 24V dc remote electric power supply to be ordered separately. Requires a junction box to be ordered separately. The luminaire is equipped with a protruding, 200 mm cable with an integrated H2O STOP connection system and a wiring kit with crimp connectors and adhesive heat-shrink tubing guaranteeing the water tightness of the connection. Adjustable light intensity version available upon request.

2200K auf Anfrage erhältlich.

2200K available on request.

Power Led: 3,4W - 4x169 lm ≠ OUTPUT 4x15 lm - 2700K/CRI 80 - 24Vdc / 3,4W - 4x182 lm ≠ OUTPUT 4x16 lm - 3000K/CRI 80 - 24Vdc / 3,4W - 4x198 lm ≠ OUTPUT 4x18 lm - 4000K/CRI 80 - 24Vdc

2700K

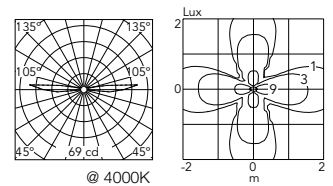
- FA51827201
- FA51827206
- FA51827212
- FA51827218
- FA51827230
- FA51827233
- FA51827256

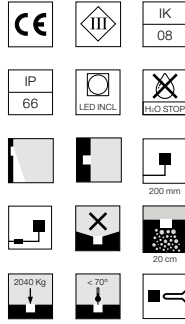
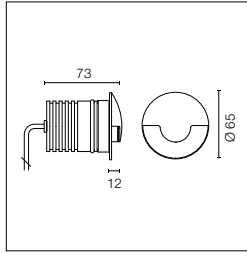
3000K

- FA51807301
- FA51807306
- FA51807312
- FA51807318
- FA51807330
- FA51807333
- FA51807356

4000K

- FA51807201
- FA51807206
- FA51807212
- FA51807218
- FA51807230
- FA51807233
- FA51807256





Inklusive LED-Quelle. Die 24 V Gleichstrom-Fernstromversorgung muss separat bestellt werden. Die Montage benötigt eine Einbaudose, die separat bestellt werden muss. Die Leuchte ist ausgestattet mit einem 200 mm überstehenden Kabel und einem Kabelset mit Crimpverbindern und selbstklebenden Schrumpfschläuchen, die die Dichtigkeit des Anschlusses garantieren. Dimmbare Version auf Anfrage erhältlich.

LED source included. 24V dc remote electric power supply to be ordered separately. Requires a junction box to be ordered separately. The luminaire is equipped with a protruding, 200 mm cable and a wiring kit with crimp connectors and adhesive heat-shrink tubing guaranteeing the water tightness of the connection. Adjustable light intensity version available upon request.

2200K auf Anfrage erhältlich.

2200K available on request.

Power Led: 3,4W - 169 lm ≠ OUTPUT 47 lm - 2700K/CRI 80 - 24Vdc / 3,4W - 182 lm ≠ OUTPUT 50 lm - 3000K/CRI 80 - 24Vdc / 3,4W - 198 lm ≠ OUTPUT 54 lm - 4000K/CRI 80 - 24Vdc

2700K

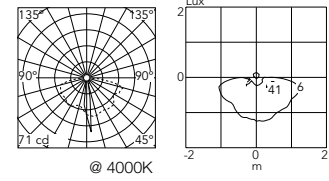
- FA51828201
- FA51828206
- FA51828212
- FA51828218
- FA51828230
- FA51828233
- FA51828256

3000K


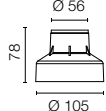

- FA51808301
- FA51808306
- FA51808312
- FA51808318
- FA51808330
- FA51808333
- FA51808356

4000K


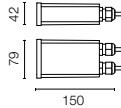



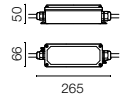
- FA51808201
- FA51808206
- FA51808212
- FA51808218
- FA51808230
- FA51808233
- FA51808256



Gobi 65: Zubehörteile / Accessories

Einbaugehäuse. ø105 H 78mm	Box for installation ø105 H 78mm.	F004Z0K0000		
Verbindungssystem, IP 68, 2-Wege, 2-polig, (Ø4÷6,9mm Kabel). Kann nicht in das Einbaugehäuse für die Installation platziert werden.	2 way terminal block 2 poles IP68. (Ø4÷6,9mm cable). It can't be placed in the recessed box for installation.	F990C050000		

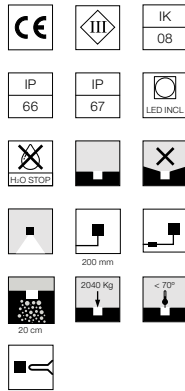
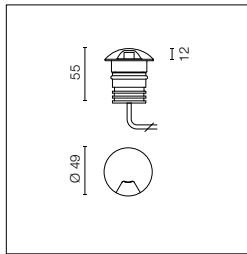
Gobi 65: Treiber / Drivers

Stromversorgung Doppelfunktion Vout 24V Gleichstrom: 8 W/100÷240 V Iout 350 ma: 6x1 W/100÷240 V IP20 Klasse II Selv Eq.	Power supply dual function Vout 24Vdc: 8W/100÷240V Iout 350ma: 6x1W/100÷240V IP20 Class II Selv Eq.	*RF25754		
Netzgerät 24V 8W / 110-240V IP65 Klasse II selv.	Power supply 24V 8W / 110- 240V IP65 Class II selv.	*RF25748		
Netzgerät 24V 10W / 110- 240V IP20 Klasse II selv.	Power supply 24V 10W /110- 240V IP20 Class II selv.	*RF25747		
Netzgerät 24V 10W / 110- 240V IP67 Klasse II selv.	Power supply 24V 10W / 110-240V IP67 Class II selv.	*RF25757		
Netzgerät für den Feineinbau 24Vdc 20W / 220- 240V IP67 Klasse II selv.	Power supply for remote installation 24Vdc 20W / 220- 240V IP67 Class II selv.	*RF25752		
Netzgerät für den Feineinbau 24Vdc 50W / 120-240V IP67 Klasse II selv.	Power supply for remote installation 24Vdc 50W / 120- 240V IP67 Class II selv.	*RF25755		
Netzgerät für den Feineinbau 24Vdc 70W / 220-240V IP67 Klasse II selv.	Power supply for remote installation 24Vdc 70W / 220- 240V IP67 Class II selv.	*RF25749		

* Maximale Leuchten pro Stromversorgung / Maximum number of luminaires per power supply.

Maximale Leuchten pro Stromversorgung (220÷ 240 V). Diese Angaben müssen unter Berücksichtigung der spezifischen Installationsbed- ingungen überprüft werden.	Maximum number of luminaires per power supply. (220÷240 V). These data must be checked taking into ac- count the specific installation conditions.	Acc. RF25754	1	Acc. RF25752	3
		Acc. RF25748	1	Acc. RF25755	9
		Acc. RF25747	2	Acc. RF25749	17
		Acc. RF25757	2		

Gobi 49 Mono



Inklusive LED-Quelle. Die 24 V Gleichstrom-Fernstromversorgung muss separat bestellt werden. Die Montage benötigt eine Einbaudose, die separat bestellt werden muss. Die Leuchte ist ausgestattet mit einem 200 mm überstehenden Kabel mit einem integriertem H2O STOP Anschlussystem und einem Set mit Crimpverbindern und selbstklebenden Schrumpfschläuchen, die die Dichtigkeit des Anschlusses garantieren. Dimmbare Version auf Anfrage erhältlich.

LED source included. 24V dc remote electric power supply to be ordered separately. Requires a junction box to be ordered separately. The luminaire is equipped with a protruding, 200 mm cable with an integrated H2O STOP connection system and a wiring kit with crimp connectors and adhesive heat-shrink tubing guaranteeing the water tightness of the connection. Adjustable light intensity version available upon request.

2200K auf Anfrage erhältlich.

2200K available on request.

Power Led: 2,3W - 139 lm \neq OUTPUT 10 lm - 2700K/CRI 80 -24Vdc / 2,3W - 149 lm \neq OUTPUT 11 lm - 3000K/CRI 80 -24Vdc / 2,3W - 162 lm \neq OUTPUT 12 lm - 4000K/CRI 80 -24Vdc

2700K

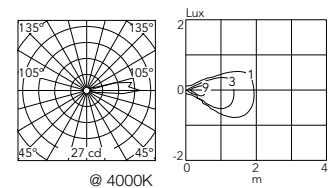
- FA51702501
- FA51702506
- FA51702512
- FA51702518
- FA51702530
- FA51702533
- FA51702556

3000K

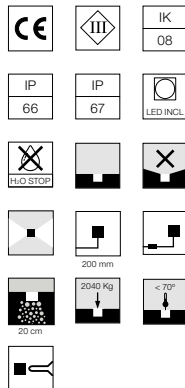
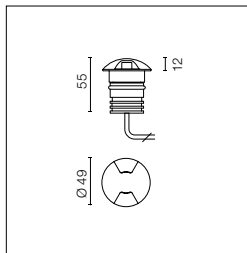
- FA51702301
- FA51702306
- FA51702312
- FA51702318
- FA51702330
- FA51702333
- FA51702356

4000K

- FA51702201
- FA51702206
- FA51702212
- FA51702218
- FA51702230
- FA51702233
- FA51702256



Gobi 49 Double



Inklusive LED-Quelle. Die 24 V Gleichstrom-Fernstromversorgung muss separat bestellt werden. Die Montage benötigt eine Einbaudose, die separat bestellt werden muss. Die Leuchte ist ausgestattet mit einem 200 mm überstehenden Kabel mit einem integriertem H2O STOP Anschlussystem und einem Set mit Crimpverbindern und selbstklebenden Schrumpfschläuchen, die die Dichtigkeit des Anschlusses garantieren. Dimmbare Version auf Anfrage erhältlich.

LED source included. 24V dc remote electric power supply to be ordered separately. Requires a junction box to be ordered separately. The luminaire is equipped with a protruding, 200 mm cable with an integrated H2O STOP connection system and a wiring kit with crimp connectors and adhesive heat-shrink tubing guaranteeing the water tightness of the connection. Adjustable light intensity version available upon request.

2200K auf Anfrage erhältlich.

2200K available on request.

Power Led: 2,3W - 2x139 lm \neq OUTPUT 2x10 lm - 2700K/CRI 80 -24Vdc / 2,3W - 2x149 lm \neq OUTPUT 2x11 lm - 3000K/CRI 80 -24Vdc / 2,3W - 2x162 lm \neq OUTPUT 2x12 lm - 4000K/CRI 80 -24Vdc

2700K

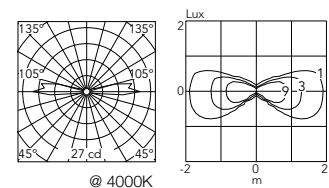
- FA51703501
- FA51703506
- FA51703512
- FA51703518
- FA51703530
- FA51703533
- FA51703556

3000K

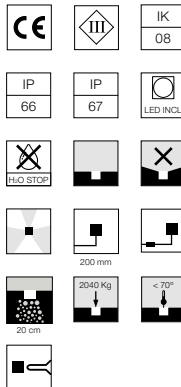
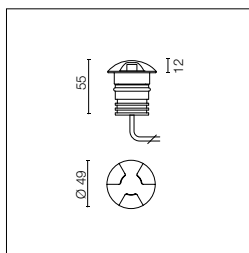
- FA51703301
- FA51703306
- FA51703312
- FA51703318
- FA51703330
- FA51703333
- FA51703356

4000K

- FA51703201
- FA51703206
- FA51703212
- FA51703218
- FA51703230
- FA51703233
- FA51703256



Gobi 49 Triple



Inklusive LED-Quelle. Die 24 V Gleichstrom-Fernstromversorgung muss separat bestellt werden. Die Montage benötigt eine Einbaudose, die separat bestellt werden muss. Die Leuchte ist ausgestattet mit einem 200 mm überstehenden Kabel mit einem integrierten H2O STOP Anschlussystem und einem Set mit Crimpverbindern und selbstklebenden Schrumpfschläuchen, die die Dichtigkeit des Anschlusses garantieren. Dimmbare Version auf Anfrage erhältlich.

LED source included. 24V dc remote electric power supply to be ordered separately. Requires a junction box to be ordered separately. The luminaire is equipped with a protruding, 200 mm cable with an integrated H2O STOP connection system and a wiring kit with crimp connectors and adhesive heat-shrink tubing guaranteeing the water tightness of the connection. Adjustable light intensity version available upon request.

2200K auf Anfrage erhältlich.

2200K available on request.

Power Led: 2,3W - 3x139 lm ≠ OUTPUT 3x10 lm - 2700K/CRI 80 -24Vdc / 2,3W - 3x149 lm ≠ OUTPUT 3x11 lm - 3000K/CRI 80 -24Vdc / 2,3W - 3x162 lm ≠ OUTPUT 3x12 lm - 4000K/CRI 80 -24Vdc

2700K

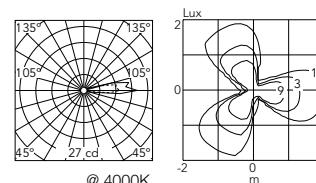
- FA51704501
- FA51704506
- FA51704512
- FA51704518
- FA51704530
- FA51704533
- FA51704556

3000K

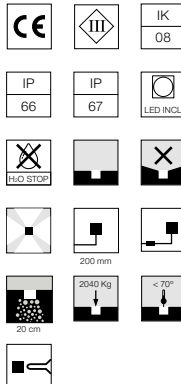
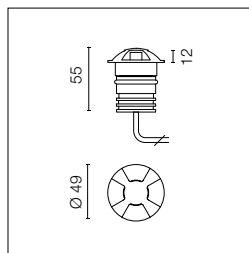
- FA51704301
- FA51704306
- FA51704312
- FA51704318
- FA51704330
- FA51704333
- FA51704356

4000K

- FA51704201
- FA51704206
- FA51704212
- FA51704218
- FA51704230
- FA51704233
- FA51704256



Gobi 49 Multi



Inklusive LED-Quelle. Die 24 V Gleichstrom-Fernstromversorgung muss separat bestellt werden. Die Montage benötigt eine Einbaudose, die separat bestellt werden muss. Die Leuchte ist ausgestattet mit einem 200 mm überstehenden Kabel mit einem integrierten H2O STOP Anschlussystem und einem Set mit Crimpverbindern und selbstklebenden Schrumpfschläuchen, die die Dichtigkeit des Anschlusses garantieren. Dimmbare Version auf Anfrage erhältlich.

LED source included. 24V dc remote electric power supply to be ordered separately. Requires a junction box to be ordered separately. The luminaire is equipped with a protruding, 200 mm cable with an integrated H2O STOP connection system and a wiring kit with crimp connectors and adhesive heat-shrink tubing guaranteeing the water tightness of the connection. Adjustable light intensity version available upon request.

2200K auf Anfrage erhältlich.

2200K available on request.

Power Led: 2,3W - 4x139 lm ≠ OUTPUT 4x10 lm - 2700K/CRI 80 -24Vdc / 2,3W - 4x149 lm ≠ OUTPUT 4x11 lm - 3000K/CRI 80 -24Vdc / 2,3W - 4x162 lm ≠ OUTPUT 4x12 lm - 4000K/CRI 80 -24Vdc

2700K

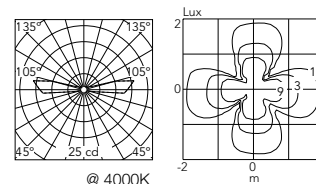
- FA51705501
- FA51705506
- FA51705512
- FA51705518
- FA51705530
- FA51705533
- FA51705556

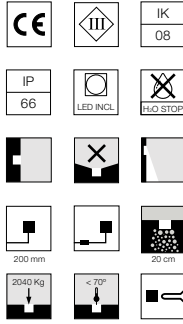
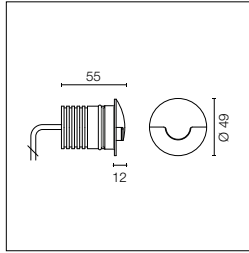
3000K

- FA51705301
- FA51705306
- FA51705312
- FA51705318
- FA51705330
- FA51705333
- FA51705356

4000K

- FA51705201
- FA51705206
- FA51705212
- FA51705218
- FA51705230
- FA51705233
- FA51705256





Inklusive LED-Quelle. Die 24 V Gleichstrom-Fernstromversorgung muss separat bestellt werden. Die Montage benötigt eine Einbaudose, die separat bestellt werden muss. Die Leuchte ist ausgestattet mit einem 200 mm überstehenden Kabel und einem Kabelset mit Crimpverbindern und selbstklebenden Schrumpfschläuchen, die die Dichtigkeit des Anschlusses garantieren. Dimmbare Version auf Anfrage erhältlich.

LED source included. 24V dc remote electric power supply to be ordered separately. Requires a junction box to be ordered separately. The luminaire is equipped with a protruding, 200 mm cable and a wiring kit with crimp connectors and adhesive heat-shrink tubing guaranteeing the water tightness of the connection. Adjustable light intensity version available upon request.

2200K auf Anfrage erhältlich.

2200K available on request.

Power Led: 2,3W - 139 lm ≠ OUTPUT 36 lm - 2700K/CRI 80 -24Vdc / 2,3W - 149 lm ≠ OUTPUT 39 lm - 3000K/CRI 80 -24Vdc / 2,3W - 162 lm ≠ OUTPUT 42 lm - 4000K/CRI 80 -24Vdc

2700K

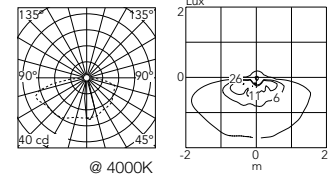
- FA51706501
- FA51706506
- FA51706512
- FA51706518
- FA51706530
- FA51706533
- FA51706556

3000K


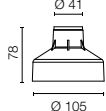

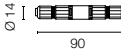
- FA51706301
- FA51706306
- FA51706312
- FA51706318
- FA51706330
- FA51706333
- FA51706356

4000K


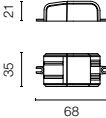

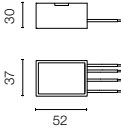

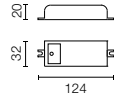

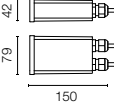


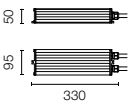

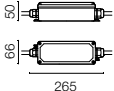
- FA51706201
- FA51706206
- FA51706212
- FA51706218
- FA51706230
- FA51706233
- FA51706256



Gobi 49: Zubehörteile / Accessories

Einbaugehäuse. ø105 H 78mm	Box for installation ø105 H 78mm.	F004Z0J0000		
Verbindungssystem, IP 68, 2-Wege, 2-polig, (Ø4÷6,9mm Kabel). Kann nicht in das Einbaugehäuse für die Installation platziert werden.	2 way terminal block 2 poles IP68. (Ø4÷6,9mm cable). It can't be placed in the recessed box for installation.	F990C050000		

Gobi 49: Treiber / Drivers

Stromversorgung Doppelfunktion Vout 24V Gleichstrom: 8 W/100÷240 V Iout 350 ma: 6x1 W/100÷240 V IP20 Klasse II Selv Eq.	Power supply dual function Vout 24Vdc: 8W/100÷240V Iout 350ma: 6x1W/100÷240V IP20 Class II Selv Eq.	*RF25754		
Netzgerät 24V 8W / 110-240V IP65 Klasse II selv.	Power supply 24V 8W / 110- 240V IP65 Class II selv.	*RF25748		
Netzgerät 24V 10W / 110- 240V IP20 Klasse II selv.	Power supply 24V 10W /110- 240V IP20 Class II selv.	*RF25747		
Netzgerät 24V 10W / 110- 240V IP67 Klasse II selv.	Power supply 24V 10W / 110-240V IP67 Class II selv.	*RF25757		
Netzgerät für den Feineinbau 24Vdc 20W / 220- 240V IP67 Klasse II selv.	Power supply for remote installation 24Vdc 20W / 220- 240V IP67 Class II selv.	*RF25752		
Netzgerät für den Feineinbau 24Vdc 50W / 120-240V IP67 Klasse II selv.	Power supply for remote installation 24Vdc 50W / 120- 240V IP67 Class II selv.	*RF25755		
Netzgerät für den Feineinbau 24Vdc 70W / 220-240V IP67 Klasse II selv.	Power supply for remote installation 24Vdc 70W / 220- 240V IP67 Class II selv.	*RF25749		

* Maximale Leuchten pro Stromversorgung / Maximum number of luminaires per power supply.

Maximale Leuchten pro
Stromversorgung (220÷ 240
V). Diese Angaben müssen
unter Berücksichtigung der
spezifischen Installationsbed-
ingungen überprüft werden.

Maximum number of
luminaires per power supply.
(220÷240 V). These data must
be checked taking into ac-
count the specific installation
conditions.

Acc. RF25754	1
Acc. RF25748	1
Acc. RF25747	4
Acc. RF25757	4

Acc. RF25752	5
Acc. RF25755	14
Acc. RF25749	29

C-Me





C-Me



Familie / Family

C-Me Round 40



Power Led
 up to 2,3W
 up to 111 lm - 2700K/CRI 80
 up to 121 lm - 3000K/CRI 80
 up to 125 lm - 4000K/CRI 80
 * Net lumen output
 2200K available on request.

C-Me Round 70



Power Led
 up to 5,9W
 up to 359 lm - 2700K/CRI 80
 up to 389 lm - 3000K/CRI 80
 up to 404 lm - 4000K/CRI 80
 * Net lumen output
 2200K available on request.

RGB - Power Led
 up to 3,4W
 3CH x 350mA

C-Me Square 40



Power Led
 up to 2,3W
 up to 111 lm - 2700K/CRI 80
 up to 121 lm - 3000K/CRI 80
 up to 125 lm - 4000K/CRI 80
 * Net lumen output
 2200K available on request.

C-Me Square 70 / RGB



Power Led
 up to 5,9W
 up to 359 lm - 2700K/CRI 80
 up to 389 lm - 3000K/CRI 80
 up to 404 lm - 4000K/CRI 80
 * Net lumen output
 2200K available on request.

RGB - Power Led
 up to 3,4W
 3CH x 350mA

C-Me Opal Round 40



Mid - Power Led
 up to 0,3W
 up to 22 lm - 2700K/CRI 80
 up to 23 lm - 3000K/CRI 80
 up to 23 lm - 4000K/CRI 80
 * Net lumen output

C-Me Opal Round 70 / RGB



Mid - Power Led
 up to 0,8W
 up to 80 lm - 2700K/CRI 80
 up to 82 lm - 3000K/CRI 80
 up to 83 lm - 4000K/CRI 80
 * Net lumen output

RGB - Power Led
 up to 3,4W
 3CH x 350mA

C-Me Opal Square 40



Mid - Power Led
 up to 0,3W
 up to 22 lm - 2700K/CRI 80
 up to 23 lm - 3000K/CRI 80
 up to 23 lm - 4000K/CRI 80
 * Net lumen output

C-Me Opal Square 70 / RGB



Mid - Power Led
 up to 0,8W
 up to 80 lm - 2700K/CRI 80
 up to 82 lm - 3000K/CRI 80
 up to 83 lm - 4000K/CRI 80
 * Net lumen output

RGB - Power Led
 up to 3,4W
 3CH x 350mA

C-Me Square 100



Power Led
 up to 7,5W
 up to 575 lm - 2700K/CRI 80
 up to 616 lm - 3000K/CRI 80
 up to 636 lm - 4000K/CRI 80
 * Net lumen output
 2200K available on request.

C-Me Rectangle



Power Led
 up to 15W
 up to 1150 lm - 2700K/CRI 80
 up to 1232 lm - 3000K/CRI 80
 up to 1711 lm - 4000K/CRI 80
 * Net lumen output
 2200K available on request.

C-Me Line



Power Led
 up to 11,8W
 up to 862 lm - 2700K/CRI 80
 up to 924 lm - 3000K/CRI 80
 up to 955 lm - 4000K/CRI 80
 * Net lumen output
 2200K available on request.

C-Me Opal Square 100 / RGB



Mid - Power Led
 up to 6,8W
 up to 396 lm - 2700K/CRI 80
 up to 426 lm - 3000K/CRI 80
 up to 447 lm - 4000K/CRI 80
 * Net lumen output

RGB Low - Power Led
 up to 6W
 3CH x 24Vdc

C-Me Opal Rectangle / RGB



Mid - Power Led
 up to 15,8W
 up to 939 lm - 2700K/CRI 80
 up to 426 lm - 3000K/CRI 80
 up to 1010 lm - 4000K/CRI 80
 * Net lumen output

RGB Low - Power Led
 up to 10,5W
 3CH x 24Vdc

C-Me Opal Line / RGB



Mid - Power Led
 up to 10,5W
 up to 538 lm - 2700K/CRI 80
 up to 578 lm - 3000K/CRI 80
 up to 607 lm - 4000K/CRI 80
 * Net lumen output

RGB Low - Power Led
 up to 8W
 3CH x 24Vdc

Beschreibung / Description

Komplette Leuchtenfamilie mit LED-Quelle, im Boden eingebaut und begehrbar, oder in der Wand eingebaut. Die Leuchten zeichnen sich durch eine Bodenmontage ohne sichtbare Schrauben aus. Erhältlich in eckig oder rund, in verschiedenen Dimensionen und Abstrahlwinkeln. Ergänzt durch die RGB-Version, um farbige Lichtszenarien zu kreieren. Die Montage benötigt eine Einbaudose, die separat bestellt werden muss. Um Wasseransammlung zu vermeiden, muss der untere Teil der Dose mit einer Schicht aus abfließendem Material oder einem anderen Abflusssystem isoliert werden. Um den Erhalt der Kabelführung zu gewährleisten, wird empfohlen, flexible Elektrokabel zu verwenden, die für den Außen-einsatz geeignet sind.

C-Me

Begehrbare Boden- oder Wandeinbauleuchte. Erhältlich in zwei Versionen (eckig oder rund) und zwei verschiedenen Dimensionen. Zwei Abstrahlwinkel: präzise und mittel. Gehäuse und Kühlkörper bestehen aus Aluminiumdruckguss EN AB-47100 (mit geringem Kupferanteil). Transparenter Glas-Diffusor mit Siebdruckkante, mit einem Roboterklebesystem befestigt.

C-Me Opal

Begehrbare Boden- oder Wandeinbauleuchte. Erhältlich in zwei Versionen (eckig oder rund) und zwei verschiedenen Dimensionen. Abstrahlwinkel für einen diffusen Lichtstrahl. Gehäuse und Kühlkörper bestehen aus Aluminiumdruckguss EN AB-47100 (mit geringem Kupferanteil). Transparenter Glas-Diffusor mit weißer Siebdruckkante. Materialeinsätze für die Diffusion unter dem Glas. Das Glas wird durch ein Roboterklebesystem befestigt. 24 V Gleichstrom Leuchte mit Fernstromversorgung, die separat bestellt werden muss.

Family of ground recessed and walk-over, or wall recessed, luminaires with LED light source. The luminaires are characterized by an installation flush with the floor, with no visible screws. Available in square and round versions, of different dimensions and with different beam angles. Available in RGB version to create set designs using colored lights. The installation requires a recessed box to be ordered separately. To avoid water stagnation, it is necessary to insulate the lower part of the box with a layer of drainage material or other drainage system. In order to guarantee the preservation of the cable guide, it is recommended to use flexible electric cables specifically designed for outdoor use.

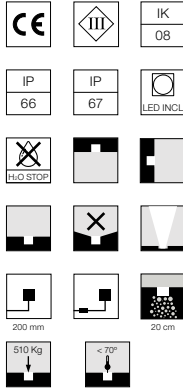
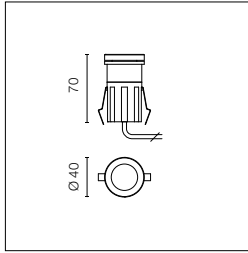
C-Me

Ground recessed and walk-over or wall recessed luminaire. Available in two formats (square and round) and two different dimensions for each format. Two beam angles: spot and medium. The structure and sink of the luminaire are made of EN AB-47100 die-cast aluminum (with low copper content). Transparent glass diffuser with black silkscreen border, fixed through a robotic gluing system.

C-Me Opal

Ground recessed and walk-over or wall recessed luminaire. Available in two versions (square and round) and two different dimensions for each version. Beam angle for a diffused light. The structure and sink of the luminaire are made of EN AB-47100 die-cast aluminum (with low copper content). Transparent glass diffuser with white silkscreen border. Material inserts for diffusion under the glass. The glass is fixed through a robotic gluing system. The 24V dc luminaire is powered by a remote power supply to be ordered separately.

C-Me Round 40



Inklusive LED-Quelle. Die 24 V Gleichstrom-Fernstromversorgung muss separat bestellt werden. Die Montage benötigt eine Einbaudose, die separat bestellt werden muss. Die Leuchte ist ausgestattet mit einem 200 mm überstehenden Neoprenkabel und einem Set mit Crimpverbindern und selbstklebenden Schrumpfschläuchen, die die Dichtigkeit des Anschlusses garantieren. Extraklares transparentes Glas. Dimmbare Version auf Anfrage erhältlich.

LED source included. 24V dc remote electric power supply to be ordered separately. Requires a junction box to be ordered separately. The luminaire is equipped with a protruding, neoprene, 200 mm cable and a wiring kit with crimp connectors and adhesive heat-shrink tubing guaranteeing the water tightness of the connection. Extra clear transparent glass. Adjustable light intensity version available upon request.

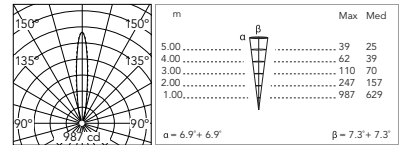
2200K auf Anfrage erhältlich.

2200K available on request.

Optic Spot 10°

Power Led: 2,3W - 144 lm ≠ OUTPUT 111 lm - 2700K/CRI 80 -24Vdc / 2,3W - 155 lm ≠ OUTPUT 121 lm - 3000K/CRI 80 -24Vdc / 2,3W - 161 lm ≠ OUTPUT 125 lm - 4000K/CRI 80 -24Vdc

2700K FA10018112 **3000K** FA10017612 **4000K** FA10017712

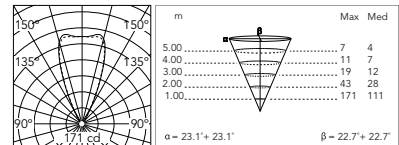


@ 3000K

Optic Medium 45°

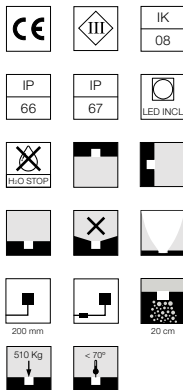
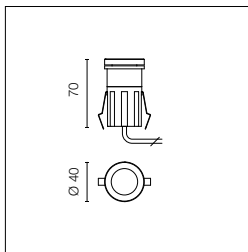
Power Led: 2,3W - 144 lm ≠ OUTPUT 102 lm - 2700K/CRI 80 -24Vdc / 2,3W - 155 lm ≠ OUTPUT 110 lm - 3000K/CRI 80 -24Vdc / 2,3W - 161 lm ≠ OUTPUT 114 lm - 4000K/CRI 80 -24Vdc

2700K FA10018140 **3000K** FA10017640 **4000K** FA10017740



@ 3000K

C-Me Opal Round 40



Inklusive LED-Quelle. Die 24 V Gleichstrom-Fernstromversorgung muss separat bestellt werden. Die Montage benötigt eine Einbaudose, die separat bestellt werden muss. Die Leuchte ist ausgestattet mit einem 200 mm überstehenden Neoprenkabel und einem Set mit Crimpverbindern und selbstklebenden Schrumpfschläuchen, die die Dichtigkeit des Anschlusses garantieren. Glas mit opalem Diffusor. Dimmbar.

LED source included. 24V dc remote electric power supply to be ordered separately. Requires a junction box to be ordered separately. The luminaire is equipped with a protruding, neoprene, 200 mm cable and a wiring kit with crimp connectors and adhesive heat-shrink tubing guaranteeing the water tightness of the connection. Glass with opal diffuser. Adjustable light intensity.

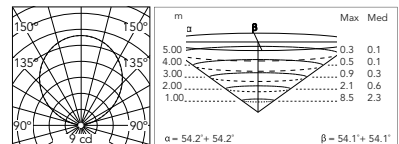
2200K auf Anfrage erhältlich.

2200K available on request.

Diffused Light

Mid-Power Led: 0,3W - 42 lm ≠ OUTPUT 22 lm - 2700K/CRI 80 -24Vdc / 0,3W - 44 lm ≠ OUTPUT 23 lm - 3000K/CRI 80 -24Vdc / 0,3W - 45 lm ≠ OUTPUT 23 lm - 4000K/CRI 80 -24Vdc

2700K FA100181118 **3000K** FA100176118 **4000K** FA100177118



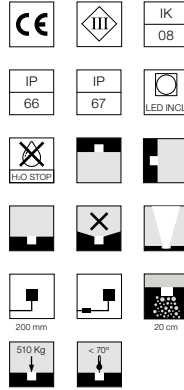
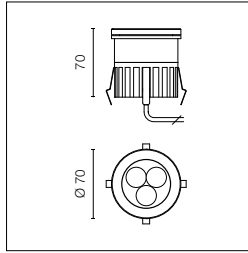
@ 3000K

* Maximale Leuchten pro Stromversorgung / Maximum number of luminaires per power supply.

Maximale Leuchten pro Stromversorgung (220÷240 V). Diese Angaben müssen unter Berücksichtigung der spezifischen Installationsbedingungen überprüft werden.

Maximum number of luminaires per power supply. (220÷240 V). These data must be checked taking into account the specific installation conditions.

Acc. RF25754	1	Acc. RF25752	5	Acc. F990B21A000	30
Acc. RF25748	1	Acc. RF25755	14	Acc. RF26387.A	30
Acc. RF25747	4	Acc. RF25749	29		
Acc. RF25757	4	Acc. RF25750	30		



Inklusive LED-Quelle. Die 24 V Gleichstrom-Fernstromversorgung muss separat bestellt werden. Die Montage benötigt eine Einbaudose, die separat bestellt werden muss. Die Leuchte ist ausgestattet mit einem 200 mm überstehenden Neoprenkabel mit einem integriertem H2O STOP Anschlussystem und einem Set mit Crimpverbindern und selbstklebenden Schrumpfschläuchen, die die Dichtigkeit des Anschlusses garantieren. Extraklares transparentes Glas. Dimmbare Version auf Anfrage erhältlich..

LED source included. 24V dc remote electric power supply to be ordered separately. Requires a junction box to be ordered separately. The luminaire is equipped with a protruding, neoprene, 200 mm cable with an integrated H2O STOP connection system and a wiring kit with crimp connectors and adhesive heat-shrink tubing guaranteeing the water tightness of the connection. Extra clear transparent glass. Adjustable light intensity version available upon request.

2200K auf Anfrage erhältlich.

2200K available on request.

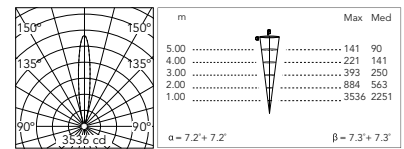
Optic Spot 10°

Power Led: 5,9W - 431 lm ≠ OUTPUT 359 lm - 2700K/CRI 80 - 24Vdc / 5,9W - 466 lm ≠ OUTPUT 389 lm - 3000K/CRI 80 - 24Vdc / 5,9W - 484 lm ≠ OUTPUT 404 lm - 4000K/CRI 80 - 24Vdc

2700K
FA10018212

3000K
FA10017912

4000K
FA10018012



@ 3000K

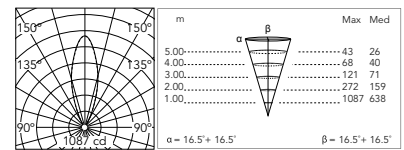
Optic Medium 30°

Power Led: 5,9W - 431 lm ≠ OUTPUT 364 lm - 2700K/CRI 80 - 24Vdc / 5,9W - 466 lm ≠ OUTPUT 395 lm - 3000K/CRI 80 - 24Vdc / 5,9W - 484 lm ≠ OUTPUT 410 lm - 4000K/CRI 80 - 24Vdc

2700K
FA10018230

3000K
FA10017930

4000K
FA10018030



@ 3000K

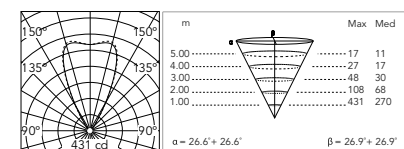
Optic Flood 50°

Power Led: 5,9W - 431 lm ≠ OUTPUT 329 lm - 2700K/CRI 80 - 24Vdc / 5,9W - 466 lm ≠ OUTPUT 357 lm - 3000K/CRI 80 - 24Vdc / 5,9W - 484 lm ≠ OUTPUT 371 lm - 4000K/CRI 80 - 24Vdc

2700K
FA10018240

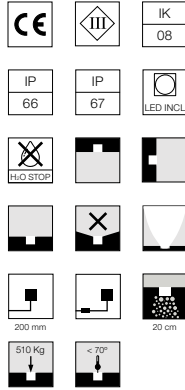
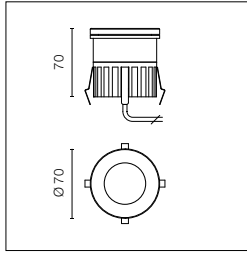
3000K
FA10017940

4000K
FA10018040



@ 3000K

C-Me Opal Round 70



Inklusive LED-Quelle. Die 24 V Gleichstrom-Fernstromversorgung muss separat bestellt werden. Die Montage benötigt eine Einbaudose, die separat bestellt werden muss. Die Leuchte ist ausgestattet mit einem 200 mm überstehenden Neoprenkabel mit einem integriertem H2O STOP Anschlussystem und einem Set mit Crimpverbindern und selbstklebenden Schrumpfschläuchen, die die Dichtigkeit des Anschlusses garantieren. Glas mit opalem Diffusor. Dimmbar.

LED source included. 24V dc remote electric power supply to be ordered separately. Requires a junction box to be ordered separately. The luminaire is equipped with a protruding, neoprene, 200 mm cable with an integrated H2O STOP connection system and a wiring kit with crimp connectors and adhesive heat-shrink tubing guaranteeing the water tightness of the connection. Glass with opal diffuser. Adjustable light intensity.

2200K auf Anfrage erhältlich.

2200K available on request.

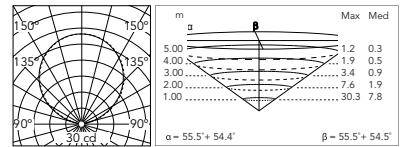
Diffused Light

Mid-Power Led: 0,8W - 127 lm ≠ OUTPUT 80 lm - 2700K/CRI 80 - 24Vdc / 0,8W - 131 lm ≠ OUTPUT 82 lm - 3000K/CRI 80 - 24Vdc / 0,8W - 136 lm ≠ OUTPUT 83 lm - 4000K/CRI 80 - 24Vdc

2700K
FA100182122

3000K
FA100179122

4000K
FA100180122



@ 3000K

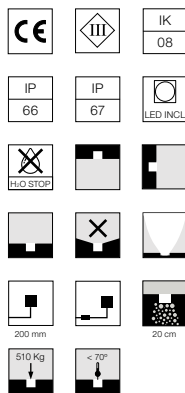
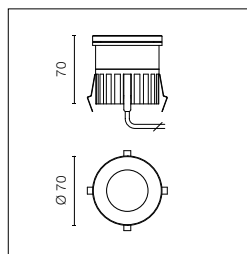
* Maximale Leuchten pro Stromversorgung / Maximum number of luminaires per power supply.

Maximale Leuchten pro Stromversorgung (220- 240 V). Diese Angaben müssen unter Berücksichtigung der spezifischen Installationsbedingungen überprüft werden.

Maximum number of luminaires per power supply. (220-240 V). These data must be checked taking into account the specific installation conditions.

Acc. RF25747	1	Acc. RF25750	10
Acc. RF25757	1	Acc. F990B21A000	10
Acc. RF25752	2	Acc. RF26387.A	10
Acc. RF25755	6		
Acc. RF25749	12		

C-Me Round 70 RGB



Inklusive LED-Quelle. Die Fernstromversorgung mit DMX-3chx350mA-Schnittstelle muss separat bestellt werden. Die Montage benötigt eine Einbaudose, die separat bestellt werden muss. Die Leuchte ist ausgestattet mit einem 200 mm überstehenden Neoprenkabel und einem Set mit Crimpverbindern und selbstklebenden Schrumpfschläuchen, die die Dichtigkeit des Anschlusses garantieren. Extraklares transparentes Glas.

LED source included. Remote electric power supply with DMX 3chx350mA interface, to be ordered separately. Requires a junction box to be ordered separately. The luminaire is equipped with a protruding, neoprene, 200 mm cable and a wiring kit with crimp connectors and adhesive heat-shrink tubing guaranteeing the water tightness of the connection. Extra clear transparent glass.

Kabeldiagramm und RGB-System-Installation.

Maximal 10 C-Me Round 70 LED RGB-Leuchten für jeden F990B22A000 Code.

Siehe Kabeldiagramm Nr. 5, Seite 790.

Wiring diagram and installation scheme RGB.

Max 10 luminaires C-Me Round 70 LED RGB for each code F990B22A000.

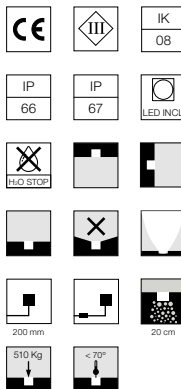
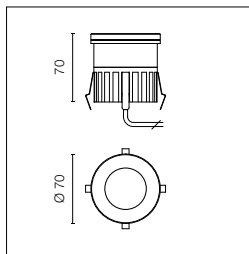
See Wiring Diagram n.5 Page 790.

RGB Power Led: 3,4W - 3CH x 350mA

Optic Spot 10°
FA10017412

Optic Medium 35°
FA10017440

Photometric data on request.



Inklusive LED-Quelle. Die Fernstromversorgung mit DMX-3chx350mA-Schnittstelle muss separat bestellt werden. Die Montage benötigt eine Einbaudose, die separat bestellt werden muss. Die Leuchte ist ausgestattet mit einem 200 mm überstehenden Neoprenkabel und einem Set mit Crimpverbindern und selbstklebenden Schrumpfschläuchen, die die Dichtigkeit des Anschlusses garantieren. Glas mit opalem Diffusor.

LED source included. Remote electric power supply with DMX 3chx350mA interface, to be ordered separately. Requires a junction box to be ordered separately. The luminaire is equipped with a protruding, neoprene, 200 mm cable and a wiring kit with crimp connectors and adhesive heat-shrink tubing guaranteeing the wiring tightness of the connection. Glass with opal diffuser.

Kabeldiagramm und RGB-System-Installation.

Wiring diagram and installation scheme RGB.

Maximal 10 C-Me Opal Round 70-Leuchten für jeden F990B22A000 Code.

Max 10 luminaires C-Me Opal Round 70 LED RGB for each code F990B22A000.

Siehe Kabeldiagramm Nr. 5, Seite 790.

See Wiring Diagram n.5 Page 790.

Diffused Light

RGB Power Led: 3,4W - 3CH x 350mA

RGB

FA100174122

Photometric data on request.

* Maximale Leuchten pro Stromversorgung / Maximum number of luminaires per power supply.

Maximale Leuchten pro Stromversorgung (220± 240 V). Diese Angaben müssen unter Berücksichtigung der spezifischen Installationsbedingungen überprüft werden.

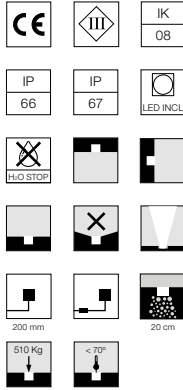
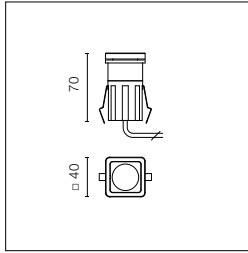
Maximum number of luminaires per power supply. (220±240 V). These data must be checked taking into account the specific installation conditions.

Acc. F990B22A000 **10

**Die Spannung an den Enden des Systems hängt von der Anzahl der in Reihe geschalteten Leuchten ab. Bitte beachten Sie die Norm CEI 64-8.

**The voltage at the end of the system depends on the number of fixtures connected in series, please comply with CEI 64-8 standards.

C-Me Square 40



Inklusive LED-Quelle. Die 24 V Gleichstrom-Fernstromversorgung muss separat bestellt werden. Die Montage benötigt eine Einbaudose, die separat bestellt werden muss. Die Leuchte ist ausgestattet mit einem 200 mm überstehenden Neoprenkabel und einem Set mit Crimpverbindern und selbstklebenden Schrumpfschläuchen, die die Dichtigkeit des Anschlusses garantieren. Extraklares transparentes Glas. Dimmbare Version auf Anfrage erhältlich.

LED source included. 24V dc remote electric power supply to be ordered separately. Requires a junction box to be ordered separately. The luminaire is equipped with a protruding, neoprene, 200 mm cable and a wiring kit with crimp connectors and adhesive heat-shrink tubing guaranteeing the water tightness of the connection. . Extra clear transparent glass. Adjustable light intensity version available upon request.

2200K auf Anfrage erhältlich.

2200K available on request.

Optic Spot 10°

Power Led: 2,3W - 144 lm \neq OUTPUT 111 lm - 2700K/CRI 80 -24Vdc / 2,3W - 155 lm \neq OUTPUT 121 lm - 3000K/CRI 80 -24Vdc / 2,3W - 161 lm \neq OUTPUT 125 lm - 4000K/CRI 80 -24Vdc

2700K

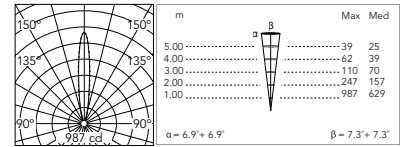
FA100181133

3000K

FA100176133

4000K

FA100177133



@ 3000K

Optic Medium 45°

Power Led: 2,3W - 144 lm \neq OUTPUT 102 lm - 2700K/CRI 80 -24Vdc / 2,3W - 155 lm \neq OUTPUT 110 lm - 3000K/CRI 80 -24Vdc / 2,3W - 161 lm \neq OUTPUT 114 lm - 4000K/CRI 80 -24Vdc

2700K

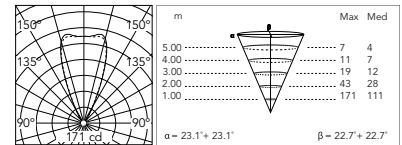
FA10018141

3000K

FA10017641

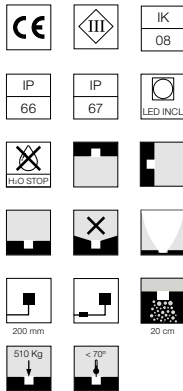
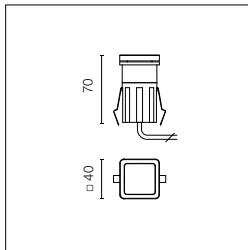
4000K

FA10017741



@ 3000K

C-Me Opal Square 40



Inklusive LED-Quelle. Die 24 V Gleichstrom-Fernstromversorgung muss separat bestellt werden. Die Montage benötigt eine Einbaudose, die separat bestellt werden muss. Die Leuchte ist ausgestattet mit einem 200 mm überstehenden Neoprenkabel und einem Set mit Crimpverbindern und selbstklebenden Schrumpfschläuchen, die die Dichtigkeit des Anschlusses garantieren. Glas mit opalem Diffusor. Dimmbar.

LED source included. 24V dc remote electric power supply to be ordered separately. Requires a junction box to be ordered separately. The luminaire is equipped with a protruding, neoprene, 200 mm cable and a wiring kit with crimp connectors and adhesive heat-shrink tubing guaranteeing the water tightness of the connection. . Glass with opal diffuser. Adjustable light intensity.

2200K auf Anfrage erhältlich.

2200K available on request.

Diffused Light

Mid-Power Led: 0,3W - 42 lm \neq OUTPUT 22 lm - 2700K/CRI 80 -24Vdc / 0,3W - 44 lm \neq OUTPUT 23 lm - 3000K/CRI 80 -24Vdc / 0,3W - 45 lm \neq OUTPUT 23 lm - 4000K/CRI 80 -24Vdc

2700K

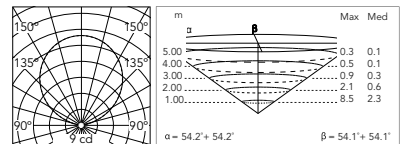
FA100181124

3000K

FA100176124

4000K

FA100177124



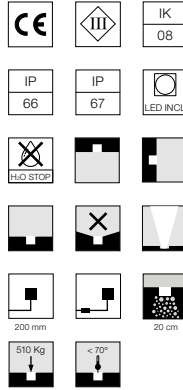
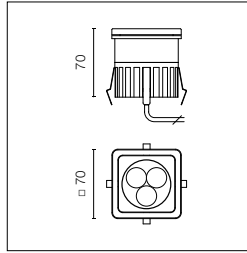
@ 3000K

* Maximale Leuchten pro Stromversorgung / Maximum number of luminaires per power supply.

Maximale Leuchten pro Stromversorgung (220÷240 V). Diese Angaben müssen unter Berücksichtigung der spezifischen Installationsbedingungen überprüft werden.

Maximum number of luminaires per power supply. (220÷240 V). These data must be checked taking into account the specific installation conditions.

Acc. RF25754	1	Acc. RF25752	5	Acc. F990B21A000	30
Acc. RF25748	1	Acc. RF25755	14	Acc. RF26387.A	30
Acc. RF25747	4	Acc. RF25749	29		
Acc. RF25757	4	Acc. RF25750	30		



Inklusive LED-Quelle. Die 24 V Gleichstrom-Fernstromversorgung muss separat bestellt werden. Die Montage benötigt eine Einbaudose, die separat bestellt werden muss. Die Leuchte ist ausgestattet mit einem 200 mm überstehenden Neoprenkabel mit einem integriertem H2O STOP Anschlussystem und einem Set mit Crimpverbindern und selbstklebenden Schrumpfschläuchen, die die Dichtigkeit des Anschlusses garantieren. Extraklares transparentes Glas. Dimmbare Version auf Anfrage erhältlich.

LED source included. 24V dc remote electric power supply to be ordered separately. Requires a junction box to be ordered separately. The luminaire is equipped with a protruding, neoprene, 200 mm cable with an integrated H2O STOP connection system and a wiring kit with crimp connectors and adhesive heat-shrink tubing guaranteeing the water tightness of the connection. Extra clear transparent glass. Adjustable light intensity version available upon request.

2200K auf Anfrage erhältlich.

2200K available on request.

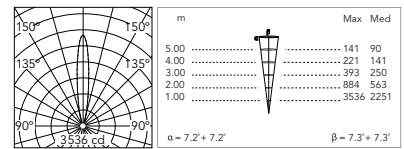
Optic Spot 10°

Power Led: 5,9W - 431 lm ≠ OUTPUT 359 lm - 2700K/CRI 80 - 24Vdc / 5,9W - 466 lm ≠ OUTPUT 389 lm - 3000K/CRI 80 - 24Vdc / 5,9W - 484 lm ≠ OUTPUT 404 lm - 4000K/CRI 80 - 24Vdc

2700K
FA100182132

3000K
FA100179132

4000K
FA100180132



@ 3000K

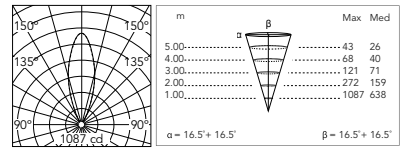
Optic Medium 30°

Power Led: 5,9W - 431 lm ≠ OUTPUT 364 lm - 2700K/CRI 80 - 24Vdc / 5,9W - 466 lm ≠ OUTPUT 395 lm - 3000K/CRI 80 - 24Vdc / 5,9W - 484 lm ≠ OUTPUT 410 lm - 4000K/CRI 80 - 24Vdc

2700K
FA100182130

3000K
FA100179130

4000K
FA100180130



@ 3000K

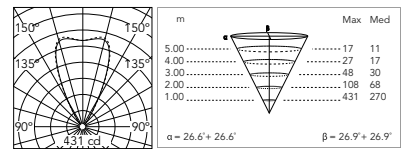
Optic Flood 50°

Power Led: 5,9W - 431 lm ≠ OUTPUT 329 lm - 2700K/CRI 80 - 24Vdc / 5,9W - 466 lm ≠ OUTPUT 357 lm - 3000K/CRI 80 - 24Vdc / 5,9W - 484 lm ≠ OUTPUT 371 lm - 4000K/CRI 80 - 24Vdc

2700K
FA10018241

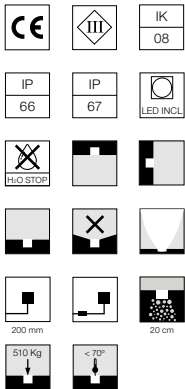
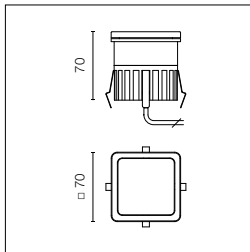
3000K
FA10017941

4000K
FA10018041



@ 3000K

C-Me Opal Square 70



Inklusive LED-Quelle. Die 24 V Gleichstrom-Fernstromversorgung muss separat bestellt werden. Die Montage benötigt eine Einbaudose, die separat bestellt werden muss. Die Leuchte ist ausgestattet mit einem 200 mm überstehenden Neoprenkabel mit einem integriertem H2O STOP Anschlussystem und einem Set mit Crimpverbindern und selbstklebenden Schrumpfschläuchen, die die Dichtigkeit des Anschlusses garantieren. Glas mit opalem Diffusor. Dimmbar.

LED source included. 24V dc remote electric power supply to be ordered separately. Requires a junction box to be ordered separately. The luminaire is equipped with a protruding, neoprene, 200 mm cable with an integrated H2O STOP connection system and a wiring kit with crimp connectors and adhesive heat-shrink tubing guaranteeing the water tightness of the connection. Glass with opal diffuser. Adjustable light intensity.

2200K auf Anfrage erhältlich.

2200K available on request.

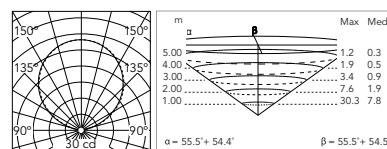
Diffused Light

Mid-Power Led: 0,8W - 127 lm ≠ OUTPUT 80 lm - 2700K/CRI 80 - 24Vdc / 0,8W - 131 lm ≠ OUTPUT 82 lm - 3000K/CRI 80 - 24Vdc / 0,8W - 136 lm ≠ OUTPUT 83 lm - 4000K/CRI 80 - 24Vdc

2700K
FA100182125

3000K
FA100179125

4000K
FA100180125



@ 3000K

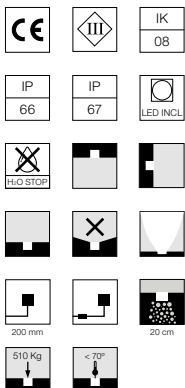
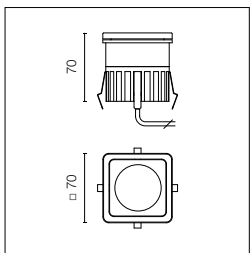
* Maximale Leuchten pro Stromversorgung / Maximum number of luminaires per power supply.

Maximale Leuchten pro Stromversorgung (220÷240 V). Diese Angaben müssen unter Berücksichtigung der spezifischen Installationsbedingungen überprüft werden.

Maximum number of luminaires per power supply. (220÷240 V). These data must be checked taking into account the specific installation conditions.

Acc. RF25747	1	Acc. RF25755	6	Acc. F990B21A000	10
Acc. RF25757	1	Acc. RF25749	12	Acc. RF26387.A	10
Acc. RF25752	2	Acc. RF25750	10		

C-Me Square 70 RGB



Inklusive LED-Quelle. Die Fernstromversorgung mit DMX-3chx350mA-Schnittstelle muss separat bestellt werden. Die Montage benötigt eine Einbaudose, die separat bestellt werden muss. Die Leuchte ist ausgestattet mit einem 200 mm überstehenden Neoprenkabel und einem Set mit Crimpverbindern und selbstklebenden Schrumpfschläuchen, die die Dichtigkeit des Anschlusses garantieren. Extraklares transparentes Glas.

LED source included. Remote electric power supply with DMX 3chx350mA interface, to be ordered separately. Requires a junction box to be ordered separately. The luminaire is equipped with a protruding, neoprene, 200 mm cable and a wiring kit with crimp connectors and adhesive heat-shrink tubing guaranteeing the water tightness of the connection. Extra clear transparent glass.

Kabeldiagramm und RGB-System-Installation.

Maximal 10 C-Me Square 70 LED RGB-Leuchten für jeden F990B22A000 Code.

Siehe Kabeldiagramm Nr. 5, Seite 790.

Wiring diagram and installation scheme RGB.

Max 10 luminaires C-Me Square 70 LED RGB for each code F990B22A000.

See Wiring Diagram n.5 Page 790.

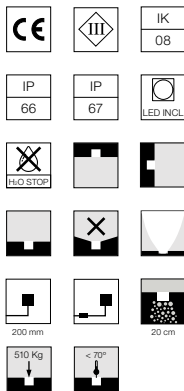
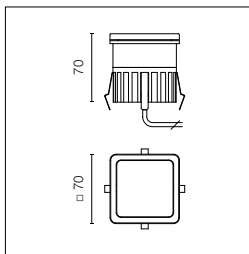
RGB Power Led: 3,4W - 3CH x 350mA

Optic Spot 10°
FA100174132

Optic Medium 35°
FA10017441

Photometric data on request.

C-Me Opal Square 70 RGB



Inklusive LED-Quelle. Die Fernstromversorgung mit DMX-3chx350mA-Schnittstelle muss separat bestellt werden. Die Montage benötigt eine Einbaudose, die separat bestellt werden muss. Die Leuchte ist ausgestattet mit einem 200 mm überstehenden Neoprenkabel und einem Set mit Crimpverbindern und selbstklebenden Schrumpfschläuchen, die die Dichtigkeit des Anschlusses garantieren. Glas mit opalem Diffusor.

LED source included. Remote electric power supply with DMX 3chx350mA interface, to be ordered separately. Requires a junction box to be ordered separately. The luminaire is equipped with a protruding, neoprene, 200 mm cable and a wiring kit with crimp connectors and adhesive heat-shrink tubing guaranteeing the water tightness of the connection. Glass with opal diffuser.

Diffused Light

RGB Power Led: 3,4W - 3CH x 350mA

RGB

FA100174125

Photometric data on request.

Kabeldiagramm und RGB-System-Installation.

Maximal 10 C-Me Opal Square 70 LED RGB-Leuchten für jeden F990B22A000 Code.

Siehe Kabeldiagramm Nr.5 Seite 790.

Wiring diagram and installation scheme RGB.

Max 10 luminaires C-Me Opal Square 70 LED RGB for each code F990B22A000.

See Wiring Diagram n.5 Page 790.

* Maximale Leuchten pro Stromversorgung / Maximum number of luminaires per power supply.

Maximale Leuchten pro Stromversorgung (220± 240 V). Diese Angaben müssen unter Berücksichtigung der spezifischen Installationsbedingungen überprüft werden.

Maximum number of luminaires per power supply, (220±240 V). These data must be checked taking into account the specific installation conditions.

Acc. F990B22A000 **10

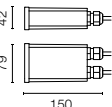

**Die Spannung an den Enden des Systems hängt von der Anzahl der in Reihe geschalteten Leuchten ab. Bitte beachten Sie die Norm CEI 64-8.

**The voltage at the end of the system depends on the number of fixtures connected in series, please comply with CEI 64-8 standards.

C-Me: Zubehörteile / Accessories

Einbaugehäuse.	Box for installation.	C-Me Ø40 FA98		
Einbaugehäuse.	Box for installation.	C-Me 40x40 FA99		
Einbaugehäuse.	Box for installation.	C-Me Ø70 FA101		
Einbaugehäuse.	Box for installation.	C-Me 70x70 FA102		
Verbindungssystem, IP 68, 2-Wege, 2-polig, (Ø4÷6,9mm Kabel). Kann nicht in das Einbaugehäuse für die Installation platziert werden.	2 way terminal block 2 poles IP68. (Ø4÷6,9mm cable). It can't be placed in the recessed box for installation.	F990C050000		

C-Me: Treiber / Drivers

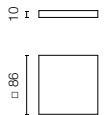
<p>Stromversorgung Doppelfunktion Vout 24V Gleichstrom: 8 W/100÷240 V Iout 350 ma: 6x1 W/100÷240 V IP20 Klasse II Selv Eq.</p>	<p>Power supply dual function Vout 24Vdc: 8W/100÷240V Iout 350ma: 6x1W/100÷240V IP20 Class II Selv Eq.</p>	<p>C-Me 40mm *RF25754</p>		
<p>Netzgerät 24V 8W / 110-240V IP65 Klasse II selv.</p>	<p>Power supply 24V 8W / 110-240V IP65 Class II selv.</p>	<p>C-Me 40mm *RF25748</p>		
<p>Netzgerät 24V 10W / 110-240V IP20 Klasse II selv.</p>	<p>Power supply 24V 10W /110-240V IP20 Class II selv.</p>	<p>*RF25747</p>		
<p>Netzgerät 24V 10W / 110-240V IP67 Klasse II selv.</p>	<p>Power supply 24V 10W / 110-240V IP67 Class II selv.</p>	<p>*RF25757</p>		
<p>Netzgerät für den Ferneinbau 24Vdc 20W / 220- 240V IP67 Klasse II selv.</p>	<p>Power supply for remote installation 24Vdc 20W / 220-240V IP67 Class II selv.</p>	<p>*RF25752</p>		
<p>Netzgerät 24Vdc 35W / 120-270V IP67 Klasse II selv.</p>	<p>Power supply 24Vdc 35W / 120-270V IP67 Class II selv.</p>	<p>F990B23AZ00</p>		
<p>Netzgerät 24Vdc 50W / 120-240V IP67 Klasse II selv.</p>	<p>Power supply 24Vdc 50W / 120-240V IP67 Class II selv.</p>	<p>*RF25755</p>		
<p>Netzgerät 24Vdc 70W / 220-240V IP67 Klasse II selv.</p>	<p>Power supply 24Vdc 70W / 220-240V IP67 Class II selv.</p>	<p>*RF25749</p>		
<p>Netzgerät für den Ferneinbau 24Vdc 17W /N110-240V (15W@110V) IP20 Klasse II selv.</p>	<p>Power supply for remote installation 24Vdc 17W / 110-240V (15W@110V) IP20 Class II selv.</p>	<p>Dimmable Light *RF25750  Dimmable Push-Dim Or 1-10V See Wiring Diagram n.4, Page 788</p>		
<p>Netzgerät 17W/110÷240V - 24Vdc (15W@110V) IP67 Klasse II selv.</p>	<p>Power supply 17W/110÷240V - 24Vdc (15W@110V) IP67 Class II Selv.</p>	<p>Dimmable Light *F990B21A000  Dimmable Push-Dim Or 1-10V See Wiring Diagram n.4, Page 788</p>		
<p>Netzgerät für den Ferneinbau 24Vdc 20W / 110-240Vdc (15W@110V) IP67 Klasse II selv.</p>	<p>Power supply for remote installation 24Vdc 20W / 110-240Vdc (15W@110V) IP67 Class II selv.</p>	<p>Dimmable Light *RF26387.A  Dimmable DALI See Wiring Diagram n.4, Page 788</p>		

C-Me RGB: Zubehörteile / Accessories

DMX-Controller;
Dimmer-Schalter für
Einbaudose. (60 mm
Lochmitte).

DMX controller;
dimmer switch for recessed
box (60mm hole centres).

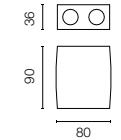
F990B10A000



DMX Controller;
Stand-Alone/PC-
Schnittstelle.

DMX controller;
stand-alone/pc interface.

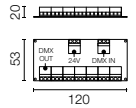
F990B11A000



DMX-Verteiler 512 -
elektronisches Gerät
zur Regenerierung des
monodirektionalen
DMX-Signal. 1 Eingang
und 7 Ausgänge, 12-
24 V Gleichstrom.
Stromversorgung nicht
enthalten.

DMX splitter 512 - electronic
device to regenerate the
monodirectional DMX signal
1 Input and 7 output, 12-24Vdc.
Power supply not included.

F990B13A000



Geschirmtes DMX-Kabel mit
konstantem Widerstand (110
Ohm).

DMX cable - shielded twisted
pair with 110 Ohm constant
impedance.

F990B12A000

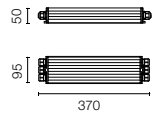


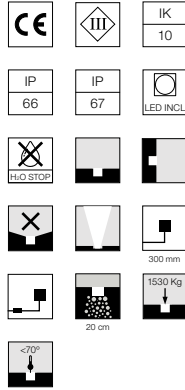
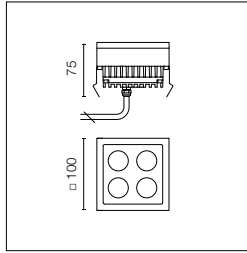
C-Me RGB: Treiber / Drivers

Stromversorgung mit
Dmx-schnittstelle für RGB-
Leuchten 36w/220÷240V-3ch
x 350ma (3ch x 10 x1w) Dmx-
Kontrolle erlaubt ip67 Klasse
I Selv Eq.

Power supply with DMX interface
for RGB fixtures 36W/220÷240v-
3CH x 350mA (3CH x 10 x 1W)
DMX control allowed IP67 Class
I Selv Eq.

*F990B22A000





Inklusive LED-Quelle. Die 24 V Gleichstrom-Fernstromversorgung muss separat bestellt werden. Die Montage benötigt eine Einbaudose, die separat bestellt werden muss. Die Leuchte ist ausgestattet mit einem 300 mm überstehenden Neoprenkabel und einem Set mit Crimpverbindern und selbstklebenden Schrumpfschläuchen, die die Dichtigkeit des Anschlusses garantieren. Extraklares transparentes Glas.

LED source included. 24V dc remote electric power supply to be ordered separately. Requires a junction box to be ordered separately. The luminaire is equipped with a protruding, neoprene, 300 mm cable and a wiring kit with crimp connectors and adhesive heat-shrink tubing guaranteeing the water tightness of the connection. Extra clear transparent glass.

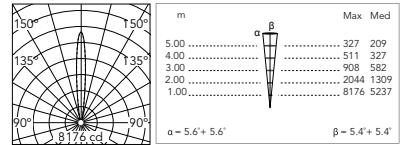
2200K auf Anfrage erhältlich.

2200K available on request.

Optic Spot 10°

Power Led: 7,5W - 773 lm ≠ OUTPUT 575 lm - 2700K/CRI 80 - 24Vdc / 7,5W - 828 lm ≠ OUTPUT 616 lm - 3000K/CRI 80 - 24Vdc / 7,5W - 856 lm ≠ OUTPUT 636 lm - 4000K/CRI 80 - 24Vdc

2700K	3000K	4000K
FA524015	FA524013	FA524012

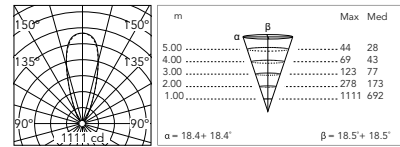


@ 3000K

Optic Medium 40°

Power Led: 7,5W - 773 lm ≠ OUTPUT 529 lm - 2700K/CRI 80 - 24Vdc / 7,5W - 828 lm ≠ OUTPUT 567 lm - 3000K/CRI 80 - 24Vdc / 7,5W - 856 lm ≠ OUTPUT 586 lm - 4000K/CRI 80 - 24Vdc

2700K	3000K	4000K
FA524025	FA524023	FA524022

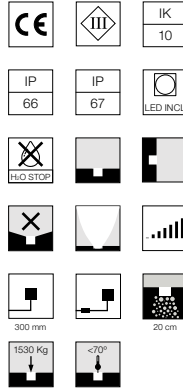
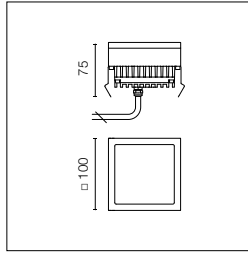


@ 3000K

* Maximale Leuchten pro Stromversorgung / Maximum number of luminaires per power supply.

Maximale Leuchten pro Stromversorgung (220±240 V). Diese Angaben müssen unter Berücksichtigung der spezifischen Installationsbedingungen überprüft werden.	Maximum number of luminaires per power supply. (220±240 V). These data must be checked taking into account the specific installation conditions.	Acc. RF25747	1
		Acc. RF25757	1
		Acc. RF25755	5
		Acc. RF25749	8

C-Me Opal Square 100



Inklusive LED-Quelle. Die 24 V Gleichstrom-Fernstromversorgung muss separat bestellt werden. Die Montage benötigt eine Einbaudose, die separat bestellt werden muss. Die Leuchte ist ausgestattet mit einem 300 mm überstehenden Neoprenkabel und einem Set mit Crimpverbindern und selbstklebenden Schrumpfschläuchen, die die Dichtigkeit des Anschlusses garantieren. Glas mit opalem Diffusor. Dimmbar.

LED source included. 24V dc remote electric power supply to be ordered separately. Requires a junction box to be ordered separately. The luminaire is equipped with a protruding, neoprene, 300 mm cable and a wiring kit with crimp connectors and adhesive heat-shrink tubing guaranteeing the water tightness of the connection. Glass with opal diffuser. Adjustable light intensity.

Diffused Light

Mid-Power Led: 6,8W - 720 lm \neq OUTPUT 396 lm - 2700K/CRI 80 - 24Vdc / 6,8W - 774 lm \neq OUTPUT 426 lm - 3000K/CRI 80 - 24Vdc / 6,8W - 813 lm \neq OUTPUT 447 lm - 4000K/CRI 80 - 24Vdc

2700K

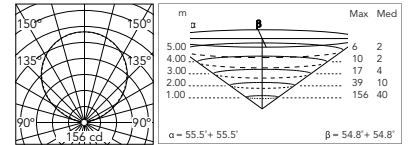
FA524005

3000K

FA524003

4000K

FA524002



@ 3000K

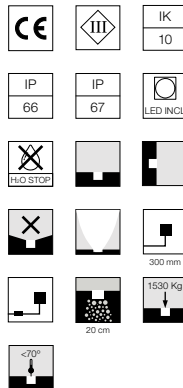
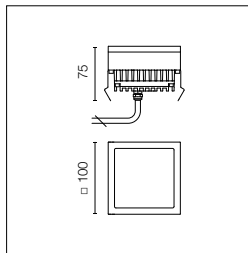
* Maximale Leuchten pro Stromversorgung / Maximum number of luminaires per power supply.

Maximale Leuchten pro Stromversorgung (220÷ 240 V). Diese Angaben müssen unter Berücksichtigung der spezifischen Installationsbedingungen überprüft werden.

Maximum number of luminaires per power supply. (220÷240 V). These data must be checked taking into account the specific installation conditions.

Acc. RF25747	1	Acc. RF25752	2
Acc. RF25757	1	Acc. RF25755	6
Acc. RF25750	2	Acc. RF25749	9
Acc. F990B21A000	2	Acc. RF25756	13
Acc. RF26387.A	1		

C-Me Opal Square 100 RGB



Inklusive LED-Quelle. Die Fernstromversorgung mit DMX-3chx350mA-Schnittstelle muss separat bestellt werden. Die Montage benötigt eine Einbaudose, die separat bestellt werden muss. Die Leuchte ist ausgestattet mit einem 300 mm überstehenden Neoprenkabel und einem Set mit Crimpverbindern und selbstklebenden Schrumpfschläuchen, die die Dichtigkeit des Anschlusses garantieren. Glas mit opalem Diffusor.

LED RGB light source included. Remote electric power supply with DMX 3chx24Vdc interface, to be ordered separately. Requires a junction box to be ordered separately. The luminaire is equipped with a protruding, neoprene, 300 mm cable and a wiring kit with crimp connectors and adhesive heat-shrink tubing guaranteeing the water tightness of the connection. Glass with opal diffuser.

Diffused Light

RGB Power Led: 6W - 3CH x 24Vdc

RGB

FA524004

Photometric data on request.

Kabeldiagramm und RGB-System-Installation.

Maximal 8 C-Me Square 100 LED RGB Leuchten für jeden FA148 Code.

Siehe Kabeldiagramm Nr. 6, Seite 790.

Wiring diagram and installation scheme RGB.

Max 8 luminaires C-Me Square 100 LED RGB for each code FA148.

See Wiring Diagram n.6 Page 790.

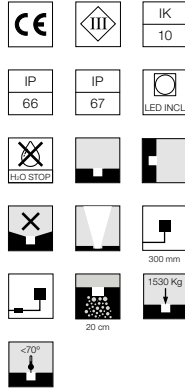
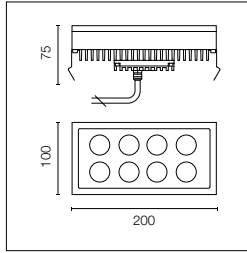
* Maximale Leuchten pro Stromversorgung / Maximum number of luminaires per power supply.

Maximale Leuchten pro Stromversorgung (220÷ 240 V). Diese Angaben müssen unter Berücksichtigung der spezifischen Installationsbedingungen überprüft werden.

Maximum number of luminaires per power supply. (220÷240 V). These data must be checked taking into account the specific installation conditions.

Acc. FA148	8
------------	---

C-Me Rectangle



Inklusive LED-Quelle. Die 24 V Gleichstrom-Fernstromversorgung muss separat bestellt werden. Die Montage benötigt eine Einbaudose, die separat bestellt werden muss. Die Leuchte ist ausgestattet mit einem 300 mm überstehenden Neoprenkabel und einem Set mit Crimpverbindern und selbstklebenden Schrumpfschläuchen, die die Dichtigkeit des Anschlusses garantieren. Extraklares transparentes Glas.

LED source included. 24V dc remote electric power supply to be ordered separately. Requires a junction box to be ordered separately. The luminaire is equipped with a protruding, neoprene, 300 mm cable and a wiring kit with crimp connectors and adhesive heat-shrink tubing guaranteeing the water tightness of the connection. Extra clear transparent glass.

2200K auf Anfrage erhältlich.

2200K available on request.

Optic Spot 10°

Power Led: 15W - 1546 lm ≠ OUTPUT 1150 lm - 2700K/CRI 80 - 24Vdc / 15W - 1656 lm ≠ OUTPUT 1232 lm - 3000K/CRI 80 - 24Vdc / 15W - 1711 lm ≠ OUTPUT 1273 lm - 4000K/CRI 80 -24Vdc

2700K

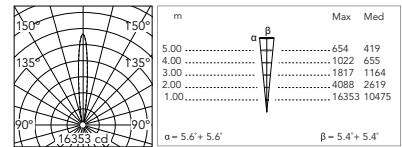
FA524515

3000K

FA524513

4000K

FA524512



@ 3000K

Optic Medium 40°

Power Led: 15W - 1546 lm ≠ OUTPUT 1059 lm - 2700K/CRI 80 - 24Vdc / 15W - 1656 lm ≠ OUTPUT 1134 lm - 3000K/CRI 80 - 24Vdc / 15W - 1711 lm ≠ OUTPUT 1172 lm - 4000K/CRI 80 -24Vdc

2700K

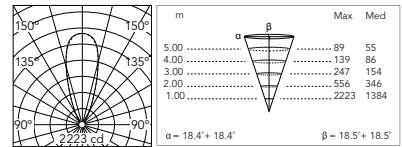
FA524525

3000K

FA524523

4000K

FA524522

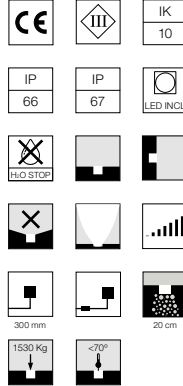
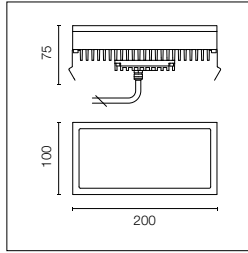


@ 3000K

* Maximale Leuchten pro Stromversorgung / Maximum number of luminaires per power supply.

Maximale Leuchten pro Stromversorgung (220÷240 V). Diese Angaben müssen unter Berücksichtigung der spezifischen Installationsbedingungen überprüft werden.	Maximum number of luminaires per power supply. (220÷240 V). These data must be checked taking into account the specific installation conditions.	Acc. RF25752	1
		Acc. RF25755	2
		Acc. RF25749	4

C-Me Opal Rectangle



Inklusive LED-Quelle. Die 24 V Gleichstrom-Fernstromversorgung muss separat bestellt werden. Die Montage benötigt eine Einbaudose, die separat bestellt werden muss. Die Leuchte ist ausgestattet mit einem 300 mm überstehenden Neoprenkabel und einem Set mit Crimpverbindern und selbstklebenden Schrumpfschläuchen, die die Dichtigkeit des Anschlusses garantieren. Glas mit opalem Diffusor. Dimmbar.

LED source included. 24V dc remote electric power supply to be ordered separately. Requires a junction box to be ordered separately. The luminaire is equipped with a protruding, neoprene, 300 mm cable and a wiring kit with crimp connectors and adhesive heat-shrink tubing guaranteeing the water tightness of the connection. Glass with opal diffuser. Adjustable light intensity.

Diffused Light

Mid-Power Led: 15,8W - 1620 lm \neq OUTPUT 939 lm - 2700K/CRI 80 - 24Vdc / 15,8W - 1734 lm \neq OUTPUT 1009 lm - 3000K/CRI 80 - 24Vdc / 15,8W - 1742 lm \neq OUTPUT 1060 lm - 4000K/CRI 80 - 24Vdc

2700K

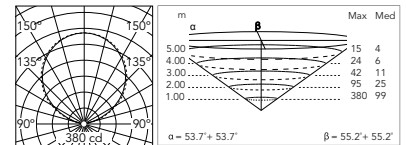
FA524505

3000K

FA524503

4000K

FA524502



@ 3000K

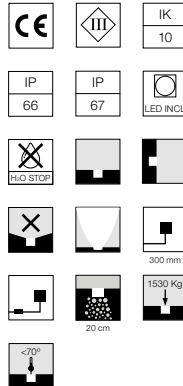
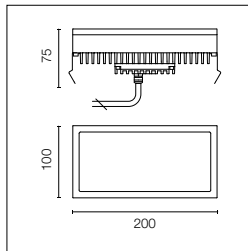
* Maximale Leuchten pro Stromversorgung / Maximum number of luminaires per power supply.

Maximale Leuchten pro Stromversorgung (220+ 240 V). Diese Angaben müssen unter Berücksichtigung der spezifischen Installationsbedingungen überprüft werden.

Maximum number of luminaires per power supply. (220+240 V). These data must be checked taking into account the specific installation conditions.

Acc. RF25750	1	Acc. RF25755	3
Acc. F990B21A000	1	Acc. RF25749	4
Acc. RF26387.A	1	Acc. RF25756	6
Acc. RF25752	1		

C-Me Opal Rectangle RGB



Inklusive LED-Quelle. Die Fernstromversorgung mit DMX-3chx350mA-Schnittstelle muss separat bestellt werden. Die Montage benötigt eine Einbaudose, die separat bestellt werden muss. Die Leuchte ist ausgestattet mit einem 300 mm überstehenden Neoprenkabel und einem Set mit Crimpverbindern und selbstklebenden Schrumpfschläuchen, die die Dichtigkeit des Anschlusses garantieren. Glas mit opalem Diffusor.

LED RGB light source included. Remote electric power supply with DMX 3chx24Vdc interface, to be ordered separately. Requires a junction box to be ordered separately. The luminaire is equipped with a protruding, neoprene, 300 mm cable and a wiring kit with crimp connectors and adhesive heat-shrink tubing guaranteeing the water tightness of the connection. Glass with opal diffuser.

Diffused Light

RGB Power Led: 10,5W - 3CH x 24Vdc

RGB

FA524504

Photometric data on request.

Kabeldiagramm und RGB-System-Installation.

Maximal 4 C-Me Rectangle LED RGB Leuchten für jeden FA148 Code.

Siehe Kabeldiagramm Nr. 6, Seite 790.

Wiring diagram and installation scheme RGB.

Max 4 luminaires C-Me Rectangle LED RGB for each code FA148.

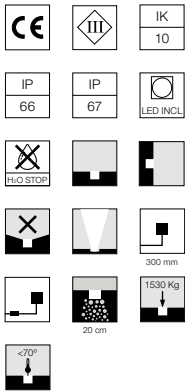
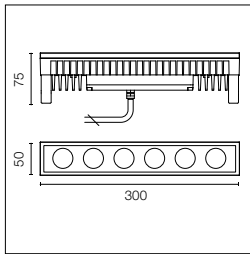
See Wiring Diagram n.6 Page 790.

* Maximale Leuchten pro Stromversorgung / Maximum number of luminaires per power supply.

Maximale Leuchten pro Stromversorgung (220+ 240 V). Diese Angaben müssen unter Berücksichtigung der spezifischen Installationsbedingungen überprüft werden.

Maximum number of luminaires per power supply. (220+240 V). These data must be checked taking into account the specific installation conditions.

Acc. FA148	4
------------	---



Inklusive LED-Quelle. Die 24 V Gleichstrom-Fernstromversorgung muss separat bestellt werden. Die Montage benötigt eine Einbaudose, die separat bestellt werden muss. Die Leuchte ist ausgestattet mit einem 300 mm überstehenden Neoprenkabel und einem Set mit Crimpverbindern und selbstklebenden Schrumpfschläuchen, die die Dichtigkeit des Anschlusses garantieren. Extraklares transparentes Glas.

LED source included. 24V dc remote electric power supply to be ordered separately. Requires a junction box to be ordered separately. The luminaire is equipped with a protruding, neoprene, 300 mm cable and a wiring kit with crimp connectors and adhesive heat-shrink tubing guaranteeing the water tightness of the connection. Extra clear transparent glass.

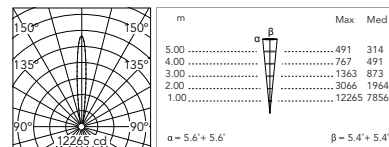
2200K auf Anfrage erhältlich.

2200K available on request.

Optic Spot 10°

Power Led: 11,8W - 1159 lm ≠ OUTPUT 862 lm - 2700K/CRI 80 - 24Vdc / 11,8W - 1242 lm ≠ OUTPUT 924 lm - 3000K/CRI 80 - 24Vdc / 11,8W - 1283 lm ≠ OUTPUT 955 lm - 4000K/CRI 80 - 24Vdc

2700K	3000K	4000K
FA524115	FA524113	FA524112

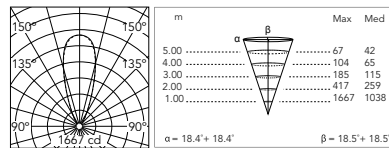


@ 3000K

Optic Medium 40°

Power Led: 11,8W - 1159 lm ≠ OUTPUT 794 lm - 2700K/CRI 80 - 24Vdc / 11,8W - 1242 lm ≠ OUTPUT 851 lm - 3000K/CRI 80 - 24Vdc / 11,8W - 1283 lm ≠ OUTPUT 879 lm - 4000K/CRI 80 - 24Vdc

2700K	3000K	4000K
FA524125	FA524123	FA524122

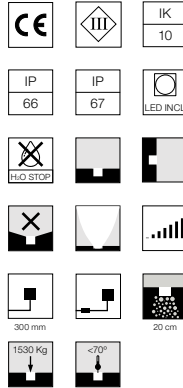
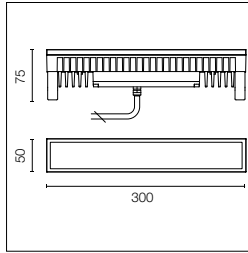


@ 3000K

* Maximale Leuchten pro Stromversorgung / Maximum number of luminaires per power supply.

Maximale Leuchten pro Stromversorgung (220÷ 240 V). Diese Angaben müssen unter Berücksichtigung der spezifischen Installationsbedingungen überprüft werden.	Maximum number of luminaires per power supply. (220÷240 V). These data must be checked taking into account the specific installation conditions.	Acc. RF25752	1
		Acc. RF25755	3
		Acc. RF25749	6

C-Me Opal Line



Inklusive LED-Quelle. Die 24 V Gleichstrom-Fernstromversorgung muss separat bestellt werden. Die Montage benötigt eine Einbaudose, die separat bestellt werden muss. Die Leuchte ist ausgestattet mit einem 300 mm überstehenden Neoprenkabel und einem Set mit Crimpverbindern und selbstklebenden Schrumpfschläuchen, die die Dichtigkeit des Anschlusses garantieren. Glas mit opalem Diffusor. Dimmbar.

LED source included. 24V dc remote electric power supply to be ordered separately. Requires a junction box to be ordered separately. The luminaire is equipped with a protruding, neoprene, 300 mm cable and a wiring kit with crimp connectors and adhesive heat-shrink tubing guaranteeing the water tightness of the connection. Glass with opal diffuser. Adjustable light intensity.

Diffused Light

Mid-Power Led: 10,5W - 1080 lm \neq OUTPUT 538 lm - 2700K/CRI 80 - 24Vdc / 10,5W - 1161 lm \neq OUTPUT 578 lm - 3000K/CRI 80 - 24Vdc / 10,5W - 1219 lm \neq OUTPUT 607 lm - 4000K/CRI 80 - 24Vdc

2700K

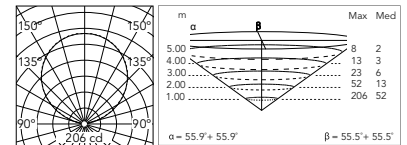
FA524105

3000K

FA524103

4000K

FA524102



@ 3000K

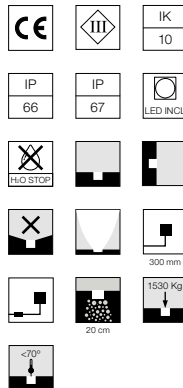
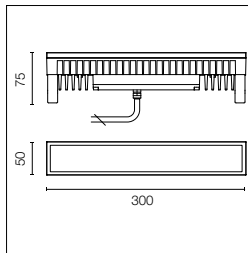
* Maximale Leuchten pro Stromversorgung / Maximum number of luminaires per power supply.

Maximale Leuchten pro Stromversorgung (220± 240 V). Diese Angaben müssen unter Berücksichtigung der spezifischen Installationsbedingungen überprüft werden.

Maximum number of luminaires per power supply. (220±240 V). These data must be checked taking into account the specific installation conditions.

Acc. RF25750	1	Acc. RF25755	4
Acc. F990B21A000	1	Acc. RF25749	6
Acc. RF26387.A	1	Acc. RF25756	9
Acc. RF25752	1		

C-Me Opal Line RGB



Inklusive LED-Quelle. Die Fernstromversorgung mit DMX-3chx350mA-Schnittstelle muss separat bestellt werden. Die Montage benötigt eine Einbaudose, die separat bestellt werden muss. Die Leuchte ist ausgestattet mit einem 300 mm überstehenden Neoprenkabel und einem Set mit Crimpverbindern und selbstklebenden Schrumpfschläuchen, die die Dichtigkeit des Anschlusses garantieren. Glas mit opalem Diffusor.

LED RGB light source included. Remote electric power supply with DMX 3chx24Vdc interface, to be ordered separately. Requires a junction box to be ordered separately. The luminaire is equipped with a protruding, neoprene, 300 mm cable and a wiring kit with crimp connectors and adhesive heat-shrink tubing guaranteeing the water tightness of the connection. Glass with opal diffuser.

Diffused Light

RGB Power Led: 8W - 3CH x 24Vdc

RGB

FA524104

Photometric data on request.

Kabeldiagramm und RGB-System-Installation.

Maximal 5 -Me Line RGB Leuchten für jeden FA148 Code.

Siehe Kabeldiagramm Nr. 6, Seite 790.

Wiring diagram and installation scheme RGB.

Max 5 luminaires C-Me Line RGB for each code FA148.

See Wiring Diagram n.6 Page 790.

* Maximale Leuchten pro Stromversorgung / Maximum number of luminaires per power supply.

Maximale Leuchten pro Stromversorgung (220± 240 V). Diese Angaben müssen unter Berücksichtigung der spezifischen Installationsbedingungen überprüft werden.


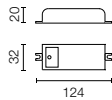

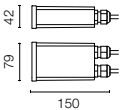

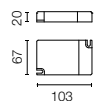


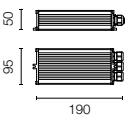


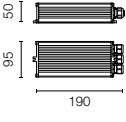


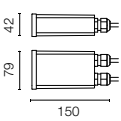

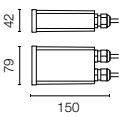

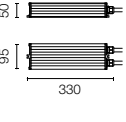

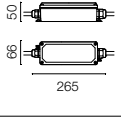

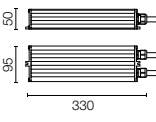

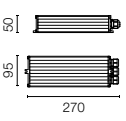
Maximum number of luminaires per power supply. (220±240 V). These data must be checked taking into account the specific installation conditions.

Acc. FA148	5
------------	---

C-Me Square 100 / Rectangle / Line: Zubehörteile / Accessories

Einbaugehäuse.	Box for installation.	C-Me Square 100 FA151		
Einbaugehäuse.	Box for installation.	C-Me Rectangle FA152		
Einbaugehäuse.	Box for installation.	C-Me Line FA183		
Saugnapf zum Ziehen der Leuchte.	Suction cup to pull the luminaire.	FA153		
Verbindungssystem, IP 68, 2-Wege, 2-polig, (Ø4+6,9mm Kabel). Kann nicht in das Einbaugehäuse für die Installation platziert werden.	2 way terminal block 2 poles IP68. (Ø4+6,9mm cable). It can't be placed in the recessed box for installation.	F990C050000		
DMX-Controller; Dimmer-Schalter für Einbaudose. (60 mm Lochmitte).	DMX controller; dimmer switch for recessed box (60mm hole centres).	C-Me RGB F990B10A000		
DMX Controller; Stand-Alone/PC-Schnittstelle.	DMX controller; stand-alone/pc interface.	C-Me RGB F990B11A000		
DMX-Verteiler 512 - elektronisches Gerät zur Regenerierung des monodirektionalen DMX-Signal. 1 Eingang und 7 Ausgänge, 12-24 V Gleichstrom. Stromversorgung nicht enthalten.	DMX splitter 512 - electronic device to regenerate the monodirectional DMX signal 1 Input and 7 output, 12-24Vdc. Power supply not included.	C-Me RGB F990B13A000		
Geschirmtes DMX-Kabel mit konstantem Widerstand (110 Ohm).	DMX cable - shielded twisted pair with 110 Ohm constant impedance.	C-Me RGB F990B12A000		

C-Me Square 100 / Rectangle / Line: Treiber / Drivers

Netzgerät 24V 10W / 110-240V IP20 Klasse II selv.	Power supply 24V 10W /110-240V IP20 Class II selv.	*RF25747		
Netzgerät 24V 10W / 110-240V IP67 Klasse II selv.	Power supply 24V 10W / 110-240V IP67 Class II selv.	*RF25757		
Netzgerät für den Feinbau 24Vdc 17W /N110-240V (15W@110V) IP20 Klasse II selv.	Power supply for remote installation 24Vdc 17W / 110-240V (15W@110V) IP20 Class II selv.	C-Me Square 100 Diffused Light *RF25750		
		 Dimmable Push-Dim Or 1-10V See Wiring Diagram n.4. Page 788		
Netzgerät 17W/110÷240V - 24Vdc (15W@110V) IP67 Klasse II selv.	Power supply 17W/110÷240V - 24Vdc (15W@110V) IP67 Class II Selv.	C-Me Square 100 Diffused Light *F990B21A000		
		 Dimmable Push-Dim Or 1-10V See Wiring Diagram n.4. Page 788		
Netzgerät für den Feinbau 24Vdc 20W / 110-240Vdc (15W@110V) IP67 Klasse II selv.	Power supply for remote installation 24Vdc 20W / 110-240Vdc (15W@110V) IP67 Class II selv.	C-Me Square 100 Diffused Light *RF26387.A		
		 Dimmable DALI See Wiring Diagram n.4. Page 788		
Netzgerät für den Feinbau 24Vdc 20W / 220- 240V IP67 Klasse II selv.	Power supply for remote installation 24Vdc 20W / 220-240V IP67 Class II selv.	C-Me Square 100 Diffused Light *RF25752		
Netzgerät 24Vdc 35W / 120-270V IP67 Klasse II selv.	Power supply 24Vdc 35W / 120-270V IP67 Class II selv.	F990B23AZ00		
Netzgerät für den Feinbau 24Vdc 50W / 120-240V IP67 Klasse II selv.	Power supply for remote installation 24Vdc 50W / 120-240V IP67 Class II selv.	*RF25755		
Netzgerät für den Feinbau 24Vdc 70W / 220-240V IP67 Klasse II selv.	Power supply for remote installation 24Vdc 70W / 220-240V IP67 Class II selv.	*RF25749		
Netzgerät für den Feinbau 24Vdc 96W / 120-240V IP67 Klasse II selv.	Power supply for remote installation 24Vdc 96W / 120-240V IP67 Class II selv.	*RF25756		
Stromversorgung mit Dmx-schnittstelle für RGB Leuchten (3CHx18W) DMX-Kontrolle erlaubt IP67 Klasse I Selv Eq.	Power supply with DMX interface for RGB fixtures (3CHx18W) DMX controller allowed IP67 Class I Selv Eq.	C-Me RGB *FA148		

Outgraze

Designed by Flos Outdoor



Outgraze





Familie / Family

Outgraze 35 L 300



Power Led

7W
517 lm - 2700K/CRI 80
536 lm - 3000K/CRI 80
554 lm - 4000K/CRI 80
[2200K available on request.](#)

Easy Mid - Power Led

4,5W
190 lm - 2700K/CRI 80
207 lm - 3000K/CRI 80
223 lm - 4000K/CRI 80

Easy Tunable White Mid - Power Led

4,5W
95÷120 lm - 2700K÷5700K/CRI 80

Outgraze 35 L 600



Power Led

12W
1034 lm - 2700K/CRI 80
1071 lm - 3000K/CRI 80
1108 lm - 4000K/CRI 80
[2200K available on request.](#)

Easy Mid - Power Led

9W
381 lm - 2700K/CRI 80
414 lm - 3000K/CRI 80
447 lm - 4000K/CRI 80

Easy Tunable White Mid - Power Led

9W
190÷240 lm - 2700K÷5700K/CRI 80

Outgraze 35 L 900



Power Led

18W
1551 lm - 2700K/CRI 80
1807 lm - 3000K/CRI 80
1662 lm - 4000K/CRI 80
[2200K available on request.](#)

Easy Mid - Power Led

13W
571 lm - 2700K/CRI 80
621 lm - 3000K/CRI 80
670 lm - 4000K/CRI 80

Easy Tunable White Mid - Power Led

13W
285÷360 lm - 2700K÷5700K/CRI 80

Outgraze 35 L 1200



Power Led

23W
2089 lm - 2700K/CRI 80
2142 lm - 3000K/CRI 80
2216 lm - 4000K/CRI 80
[2200K available on request.](#)

Easy Mid - Power Led

17,5W
761 lm - 2700K/CRI 80
827 lm - 3000K/CRI 80
894 lm - 4000K/CRI 80

Easy Tunable White Mid - Power Led

17,5W
381÷480 lm - 2700K÷5700K/CRI 80

Outgraze 50 L 300



Power Led

8W
685 lm - 2700K/CRI 80
709 lm - 3000K/CRI 80
734 lm - 4000K/CRI 80

2200K available on request.

Easy Mid - Power Led

8W
310 lm - 2700K/CRI 80
337 lm - 3000K/CRI 80
364 lm - 4000K/CRI 80

Easy Tunable White Dali

Mid - Power Led
6,5W
220 lm - 2700K/CRI 80

Outgraze 50 L 600



Power Led

14,5W
1369 lm - 2700K/CRI 80
1418 lm - 3000K/CRI 80
1467 lm - 4000K/CRI 80

2200K available on request.

Easy Mid - Power Led

14,5W
620 lm - 2700K/CRI 80
674 lm - 3000K/CRI 80
728 lm - 4000K/CRI 80

Easy Tunable White Dali

Mid - Power Led
11W
440 lm - 2700K/CRI 80

RGB - Power Led

26W

RGBW - Power Led

24W

Tunable White - Dali

Mid - Power Led
13W
722 lm - 2700÷5700K/CRI 80

Easy - Dali

Mid - Power Led
14,5W
1106 lm - 2700K/CRI 80
1198 lm - 3000K/CRI 80
1290 lm - 4000K/CRI 80

Outgraze 50 L 900



Power Led

20W
2054 lm - 2700K/CRI 80
2127 lm - 3000K/CRI 80
2201 lm - 4000K/CRI 80

2200K available on request.

Easy / Easy Dali

Mid - Power Led
20W
930 lm - 2700K/CRI 80
1011 lm - 3000K/CRI 80
1092 lm - 4000K/CRI 80

Easy Tunable White Dali

Mid - Power Led
16W
660 lm - 2700K/CRI 80

RGB - Power Led

37W

RGBW - Power Led

33W

Tunable White - Dali

Mid - Power Led
18,5W
1082 lm - 2700K/CRI 80

Outgraze 50 L 1200



Power Led

27W
2739 lm - 2700K/CRI 80
2836 lm - 3000K/CRI 80
2934 lm - 4000K/CRI 80

2200K available on request.

Easy / Easy Dali

Mid - Power Led
27W
1240 lm - 2700K/CRI 80
1348 lm - 3000K/CRI 80
1456 lm - 4000K/CRI 80

Easy Tunable White Dali

Mid - Power Led
21W
879 lm - 2700K/CRI 80

RGB - Power Led

48W

RGBW - Power Led

43W

Tunable White - Dali

Mid - Power Led
23W
1443 lm - 2700K/CRI 80

Beschreibung / Description

Gerät für den Außenbereich für die Wand- oder Deckenmontage mit LED-Stromquelle.

Zentraler Körper aus extrudiertem Aluminium, Verschlussende aus druckgegossenem Aluminium.

Mit konstantem Abstand zwischen den Linsen umgesetzten Optiken bieten auch bei mehreren in einer kontinuierlichen Linie installierten Leuchten einen homogenen Lichtstrom.

Außenbeschichtung mit hoher Beständigkeit, die mit einer doppelten Pulverbeschichtung entsprechend dem QUALICOAT-Standard angewendet wird. Die erste Epoxid-Pulverschicht bietet eine chemische und mechanische Widerstandsfähigkeit, die zweite Pulverendschicht aus Polyester stellt die Beständigkeit gegenüber UV-Strahlen und Witterungseinflüssen sicher.

Die lackierten Oberflächen werden mit basen- und säurehaltigen Reinigungen behandelt, mit entmineralisiertem Wasser gespült und einer Behandlung zur chemischen Konversion unterzogen, um den Oxydationsschutz zu gewährleisten.

Diffusor aus extra klarem Klarglas oder sandgestrahltem Glas, siebbedruckt und verklebt, um eine wasserdichte Abdichtung zu gewährleisten.

Die Stahlhalterungen sind bei der Installation des Produkts verpflichtend zu verwenden. Sie sind allerdings separat zu bestellen.

Geräte, die mit einem 1.000 mm langen Ausgangskabelteil aus Neopren auf einer Seite bereitgestellt werden.

Auf Anfrage können die Geräte mit einem Anschluss bereitgestellt werden, der für die Mehrfachinstallation mit Linienkontinuität geeignet ist.

Luminaire for outdoor use for installation on the wall or ceiling with LED light source.

Central body in extruded aluminum, end cap in die-cast aluminum.

Optics made with constant pitch between the lenses to offer a homogeneous luminous flux even in case of multiple lamps installed in a continuous line.

High resistance external coating applied with a double layer of epoxy powders in accordance with the QUALICOAT standard. The first layer of epoxy powder gives chemical and mechanical resistance, the second finishing layer of polyester powder ensures resistance to UV rays and atmospheric agents.

The painted surfaces are treated with alkaline and acidic washes, then rinsed with demineralized water, subjected to a chemical conversion treatment to protect against oxidation.

Diffuser in extra clear transparent glass or sandblasted glass, screen-printed and glued to ensure a watertight seal.

The installation of the product requires use of steel brackets, to be ordered separately.

Luminaire provided with a length of approximately 1000 mm of outgoing neoprene cable on one side.

Available versions of luminaires with loop-through connection for multiple installation with continuity of line.

Ausführungen / Colours

Outgraze



01 White



06 Grey



12 Forest Green



18 Deep Brown



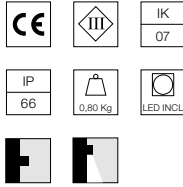
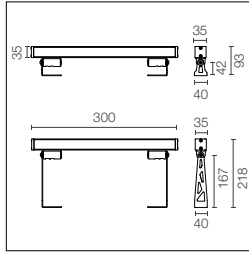
30 Black



33 Anthracite

Outgraze





Fernspeisung 48 V und Einbauhalterungen separat zu bestellen. Äußerst helles, transparentes Glas, ausgenommen die DIFFUSED-Ausführung mit sandgestrahltem Glas. Dimmbare PWM-Geräte. SMART-Version auf Anfrage verfügbar (Leistung 4W - Fluss - 50% Im).

48V remote power supply and installation brackets to be ordered separately. Extra clear transparent glass, excluding the DIFFUSE version with sandblasted glass. Dimmable PWM luminaires. SMART version available upon request (power 4W - flux - 50% Im).

2200K auf Anfrage erhältlich.

2200K available on request.

Power Led: 7W - 696 lm ≠ *FIXT 517 lm - 2700K/CRI 80 - 48V / 7W - 720 lm ≠ *FIXT 536 lm - 3000K/CRI 80 - 48V / 7W - 745 lm ≠ *FIXT 554 lm - 4000K/CRI 80 - 48V / *FIXT lm = Medium Optic

1Standard - Schaltplan Nr.1 S. 556 / Wiring diagram n.1 page 556

2700K

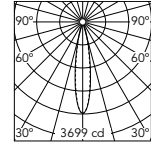
- F020A21H001
- F020A21H006
- F020A21H012
- F020A21H018
- F020A21H030
- F020A21H033

3000K

- F020A31H001
- F020A31H006
- F020A31H012
- F020A31H018
- F020A31H030
- F020A31H033

4000K

- F020A41H001
- F020A41H006
- F020A41H012
- F020A41H018
- F020A41H030
- F020A41H033



Beam Angle: 18°

h(m)	E(lx)	D(m)
1	3699	0.34
2	925	0.68
3	411	1.02
4	231	1.36
5	148	1.70

@4000K

2Quick Install I H2O Stop Fast Connect - Schaltplan Nr.2 S. 556 / Wiring diagram n.2 page 556

2700K

- F020B21H001
- F020B21H006
- F020B21H012
- F020B21H018
- F020B21H030
- F020B21H033

3000K

- F020B31H001
- F020B31H006
- F020B31H012
- F020B31H018
- F020B31H030
- F020B31H033

4000K

- F020B41H001
- F020B41H006
- F020B41H012
- F020B41H018
- F020B41H030
- F020B41H033

1Standard - Schaltplan Nr.1 S. 556 / Wiring diagram n.1 page 556

2700K

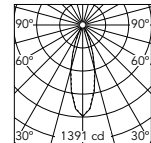
- F020A25H001
- F020A25H006
- F020A25H012
- F020A25H018
- F020A25H030
- F020A25H033

3000K

- F020A35H001
- F020A35H006
- F020A35H012
- F020A35H018
- F020A35H030
- F020A35H033

4000K

- F020A45H001
- F020A45H006
- F020A45H012
- F020A45H018
- F020A45H030
- F020A45H033



Beam Angle: 30°

h(m)	E(lx)	D(m)
1	1391	0.55
2	348	1.11
3	155	1.66
4	87	2.22
5	56	2.77

@4000K

2Quick Install I H2O Stop Fast Connect - Schaltplan Nr.2 S. 556 / Wiring diagram n.2 page 556

2700K

- F020B25H001
- F020B25H006
- F020B25H012
- F020B25H018
- F020B25H030
- F020B25H033

3000K

- F020B35H001
- F020B35H006
- F020B35H012
- F020B35H018
- F020B35H030
- F020B35H033

4000K

- F020B45H001
- F020B45H006
- F020B45H012
- F020B45H018
- F020B45H030
- F020B45H033

1Standard - Schaltplan Nr.1 S. 556 / Wiring diagram n.1 page 556

2700K

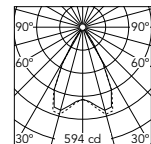
- F020A2AH001
- F020A2AH006
- F020A2AH012
- F020A2AH018
- F020A2AH030
- F020A2AH033

3000K

- F020A3AH001
- F020A3AH006
- F020A3AH012
- F020A3AH018
- F020A3AH030
- F020A3AH033

4000K

- F020A4AH001
- F020A4AH006
- F020A4AH012
- F020A4AH018
- F020A4AH030
- F020A4AH033



Beam Angle: 59°

h(m)	E(lx)	D(m)
1	594	1.14
2	148	2.28
3	66	3.41
4	37	4.55
5	24	5.69

@4000K

2Quick Install I H2O Stop Fast Connect - Schaltplan Nr.2 S. 556 / Wiring diagram n.2 page 556

2700K

- F020B2AH001
- F020B2AH006
- F020B2AH012
- F020B2AH018
- F020B2AH030
- F020B2AH033

3000K

- F020B3AH001
- F020B3AH006
- F020B3AH012
- F020B3AH018
- F020B3AH030
- F020B3AH033

4000K

- F020B4AH001
- F020B4AH006
- F020B4AH012
- F020B4AH018
- F020B4AH030
- F020B4AH033

*Standard Version: Ausgangskabelstück mit 1000 mm Länge (Zubehör für den Anschluss ist separat zu bestellen) / 1000 mm length wired cable (connecting accessory to be separately ordered).

*Quick Install In H2O Stop Version: Vorinstallierter H2O Stop Plug&Play-Steckverbinder für eine schnell Verbindung (Zubehör für den Anschluss ist separat zu bestellen) / Prewired H2O Stop Plug&Play connector for an easy/rapid connection (connecting accessory to be ordered separately).

1Standard - Schaltplan Nr.1 S. 556 / Wiring diagram n.1 page 556

2700K

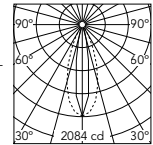
- F020A2EH001
- F020A2EH006
- F020A2EH012
- F020A2EH018
- F020A2EH030
- F020A2EH033

3000K

- F020A3EH001
- F020A3EH006
- F020A3EH012
- F020A3EH018
- F020A3EH030
- F020A3EH033

4000K

- F020A4EH001
- F020A4EH006
- F020A4EH012
- F020A4EH018
- F020A4EH030
- F020A4EH033



Beam Angle: 38°

h(m)	E(lx)	D(m)
1	2084	0.30
2	521	0.60
3	232	0.90
4	130	1.20
5	83	1.50

@4000K

2Quick Install I H2O Stop Fast Connect - Schaltplan Nr.2 S. 556 / Wiring diagram n.2 page 556

2700K

- F020B2EH001
- F020B2EH006
- F020B2EH012
- F020B2EH018
- F020B2EH030
- F020B2EH033

3000K

- F020B3EH001
- F020B3EH006
- F020B3EH012
- F020B3EH018
- F020B3EH030
- F020B3EH033

4000K

- F020B4EH001
- F020B4EH006
- F020B4EH012
- F020B4EH018
- F020B4EH030
- F020B4EH033

1Standard - Schaltplan Nr.1 S. 556 / Wiring diagram n.1 page 556

2700K

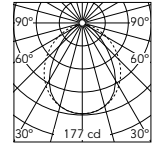
- F020A2JH001
- F020A2JH006
- F020A2JH012
- F020A2JH018
- F020A2JH030
- F020A2JH033

3000K

- F020A3JH001
- F020A3JH006
- F020A3JH012
- F020A3JH018
- F020A3JH030
- F020A3JH033

4000K

- F020A4JH001
- F020A4JH006
- F020A4JH012
- F020A4JH018
- F020A4JH030
- F020A4JH033



Beam Angle: 90°

h(m)	E(lx)	D(m)
1	177	1.67
2	44	3.34
3	20	5.00
4	11	6.67
5	7	8.34

@4000K

2Quick Install I H2O Stop Fast Connect - Schaltplan Nr.2 S. 556 / Wiring diagram n.2 page 556

2700K

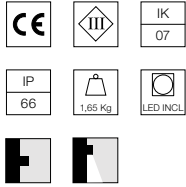
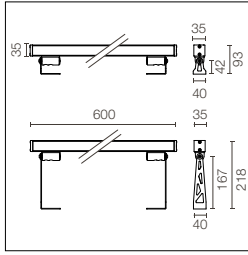
- F020B2JH001
- F020B2JH006
- F020B2JH012
- F020B2JH018
- F020B2JH030
- F020B2JH033

3000K

- F020B3JH001
- F020B3JH006
- F020B3JH012
- F020B3JH018
- F020B3JH030
- F020B3JH033

4000K

- F020B4JH001
- F020B4JH006
- F020B4JH012
- F020B4JH018
- F020B4JH030
- F020B4JH033



Fernspeisung 48 V und Einbauhalterungen separat zu bestellen. Äußerst helles, transparentes Glas, ausgenommen die DIFFUSED-Ausführung mit sandgestrahltem Glas. Dimmbare PWM-Geräte. SMART-Version auf Anfrage verfügbar (Leistung 7W - Fluss - 50% lm).

48V remote power supply and installation brackets to be ordered separately. Extra clear transparent glass, excluding the DIFFUSE version with sandblasted glass. Dimmable PWM luminaires. SMART version available upon request (power 7W - flux - 50% lm).

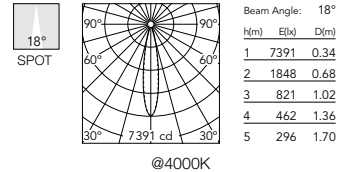
2200K auf Anfrage erhältlich.

2200K available on request.

Power Led: 12W - 1391 lm ≠ *FIXT 1034 lm - 2700K/CRI 80 - 48V / 12W - 1441 lm ≠ *FIXT 1071 lm - 3000K/CRI 80 - 48V / 12W - 1490 lm ≠ *FIXT 1108 lm - 4000K/CRI 80 - 48V / *FIXT lm = Medium Optic

¹Standard - Schaltplan Nr.1 S. 556 / Wiring diagram n.1 page 556

- | | | |
|-----------------------------------|-----------------------------------|-----------------------------------|
| 2700K | 3000K | 4000K |
| <input type="radio"/> F020A22H001 | <input type="radio"/> F020A32H001 | <input type="radio"/> F020A42H001 |
| <input type="radio"/> F020A22H006 | <input type="radio"/> F020A32H006 | <input type="radio"/> F020A42H006 |
| <input type="radio"/> F020A22H012 | <input type="radio"/> F020A32H012 | <input type="radio"/> F020A42H012 |
| <input type="radio"/> F020A22H018 | <input type="radio"/> F020A32H018 | <input type="radio"/> F020A42H018 |
| <input type="radio"/> F020A22H030 | <input type="radio"/> F020A32H030 | <input type="radio"/> F020A42H030 |
| <input type="radio"/> F020A22H033 | <input type="radio"/> F020A32H033 | <input type="radio"/> F020A42H033 |



²Quick Install I H2O Stop Fast Connect - Schaltplan Nr.2 S. 556 / Wiring diagram n.2 page 556

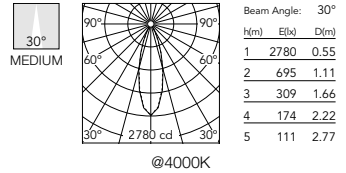
- | | | |
|-----------------------------------|-----------------------------------|-----------------------------------|
| 2700K | 3000K | 4000K |
| <input type="radio"/> F020B22H001 | <input type="radio"/> F020B32H001 | <input type="radio"/> F020B42H001 |
| <input type="radio"/> F020B22H006 | <input type="radio"/> F020B32H006 | <input type="radio"/> F020B42H006 |
| <input type="radio"/> F020B22H012 | <input type="radio"/> F020B32H012 | <input type="radio"/> F020B42H012 |
| <input type="radio"/> F020B22H018 | <input type="radio"/> F020B32H018 | <input type="radio"/> F020B42H018 |
| <input type="radio"/> F020B22H030 | <input type="radio"/> F020B32H030 | <input type="radio"/> F020B42H030 |
| <input type="radio"/> F020B22H033 | <input type="radio"/> F020B32H033 | <input type="radio"/> F020B42H033 |

³Continuous Line I/O H2O Stop Fast Connect - Schaltplan Nr.3 S. 556 / Wiring diagram page 556

- | | | |
|-----------------------------------|-----------------------------------|-----------------------------------|
| 2700K | 3000K | 4000K |
| <input type="radio"/> F020C22H001 | <input type="radio"/> F020C32H001 | <input type="radio"/> F020C42H001 |
| <input type="radio"/> F020C22H006 | <input type="radio"/> F020C32H006 | <input type="radio"/> F020C42H006 |
| <input type="radio"/> F020C22H012 | <input type="radio"/> F020C32H012 | <input type="radio"/> F020C42H012 |
| <input type="radio"/> F020C22H018 | <input type="radio"/> F020C32H018 | <input type="radio"/> F020C42H018 |
| <input type="radio"/> F020C22H030 | <input type="radio"/> F020C32H030 | <input type="radio"/> F020C42H030 |
| <input type="radio"/> F020C22H033 | <input type="radio"/> F020C32H033 | <input type="radio"/> F020C42H033 |

¹Standard - Schaltplan Nr.1 S. 556 / Wiring diagram n.1 page 556

- | | | |
|-----------------------------------|-----------------------------------|-----------------------------------|
| 2700K | 3000K | 4000K |
| <input type="radio"/> F020A26H001 | <input type="radio"/> F020A36H001 | <input type="radio"/> F020A46H001 |
| <input type="radio"/> F020A26H006 | <input type="radio"/> F020A36H006 | <input type="radio"/> F020A46H006 |
| <input type="radio"/> F020A26H012 | <input type="radio"/> F020A36H012 | <input type="radio"/> F020A46H012 |
| <input type="radio"/> F020A26H018 | <input type="radio"/> F020A36H018 | <input type="radio"/> F020A46H018 |
| <input type="radio"/> F020A26H030 | <input type="radio"/> F020A36H030 | <input type="radio"/> F020A46H030 |
| <input type="radio"/> F020A26H033 | <input type="radio"/> F020A36H033 | <input type="radio"/> F020A46H033 |



²Quick Install I H2O Stop Fast Connect - Schaltplan Nr.2 S. 556 / Wiring diagram n.2 page 556

- | | | |
|-----------------------------------|-----------------------------------|-----------------------------------|
| 2700K | 3000K | 4000K |
| <input type="radio"/> F020B26H001 | <input type="radio"/> F020B36H001 | <input type="radio"/> F020B46H001 |
| <input type="radio"/> F020B26H006 | <input type="radio"/> F020B36H006 | <input type="radio"/> F020B46H006 |
| <input type="radio"/> F020B26H012 | <input type="radio"/> F020B36H012 | <input type="radio"/> F020B46H012 |
| <input type="radio"/> F020B26H018 | <input type="radio"/> F020B36H018 | <input type="radio"/> F020B46H018 |
| <input type="radio"/> F020B26H030 | <input type="radio"/> F020B36H030 | <input type="radio"/> F020B46H030 |
| <input type="radio"/> F020B26H033 | <input type="radio"/> F020B36H033 | <input type="radio"/> F020B46H033 |

³Continuous Line I/O H2O Stop Fast Connect - Schaltplan Nr.3 S. 556 / Wiring diagram page 556

- | | | |
|-----------------------------------|-----------------------------------|-----------------------------------|
| 2700K | 3000K | 4000K |
| <input type="radio"/> F020C26H001 | <input type="radio"/> F020C36H001 | <input type="radio"/> F020C46H001 |
| <input type="radio"/> F020C26H006 | <input type="radio"/> F020C36H006 | <input type="radio"/> F020C46H006 |
| <input type="radio"/> F020C26H012 | <input type="radio"/> F020C36H012 | <input type="radio"/> F020C46H012 |
| <input type="radio"/> F020C26H018 | <input type="radio"/> F020C36H018 | <input type="radio"/> F020C46H018 |
| <input type="radio"/> F020C26H030 | <input type="radio"/> F020C36H030 | <input type="radio"/> F020C46H030 |
| <input type="radio"/> F020C26H033 | <input type="radio"/> F020C36H033 | <input type="radio"/> F020C46H033 |

¹Standard Version: Ausgangskabelstück mit 1000 mm Länge (Zubehör für den Anschluss ist separat zu bestellen) / 1000 mm length prewired cable (connecting accessory to be separately ordered).

²Quick Install In H2O Stop Version: Vorinstallierter H2O Stop Plug&Play-Steckverbinder für eine schnell Verbindung (Zubehör für den Anschluss ist separat zu bestellen) / Prewired H2O Stop Plug&Play connector for an easy/rapid connection (connecting accessory to be ordered separately).

³Continuous Line In/Out H2O Stop Version: Vorinstallierte H2O Stop Plug&Play-Steckverbinder für eine einfache Linienverbindung (Zubehör für den Anschluss ist separat zu bestellen) / Prewired H2O Stop Plug&Play connectors for an easy in line connection (connecting accessory to be ordered separately).

1Standard - Schaltplan Nr.1 S. 556 / Wiring diagram n.1 page 556

2700K

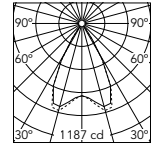
- F020A2BH001
- F020A2BH006
- F020A2BH012
- F020A2BH018
- F020A2BH030
- F020A2BH033

3000K

- F020A3BH001
- F020A3BH006
- F020A3BH012
- F020A3BH018
- F020A3BH030
- F020A3BH033

4000K

- F020A4BH001
- F020A4BH006
- F020A4BH012
- F020A4BH018
- F020A4BH030
- F020A4BH033



@4000K

Beam Angle: 59°

h(m)	E(lx)	D(m)
1	1187	1.14
2	297	2.28
3	132	3.41
4	74	4.55
5	47	5.69

2Quick Install I H2O Stop Fast Connect - Schaltplan Nr.2 S. 556 / Wiring diagram n.2 page 556

2700K

- F020B2BH001
- F020B2BH006
- F020B2BH012
- F020B2BH018
- F020B2BH030
- F020B2BH033

3000K

- F020B3BH001
- F020B3BH006
- F020B3BH012
- F020B3BH018
- F020B3BH030
- F020B3BH033

4000K

- F020B4BH001
- F020B4BH006
- F020B4BH012
- F020B4BH018
- F020B4BH030
- F020B4BH033

3Continuous Line I/O H2O Stop Fast Connect - Schaltplan Nr.3 S. 556 / Wiring diagram page 556

2700K

- F020C2BH001
- F020C2BH006
- F020C2BH012
- F020C2BH018
- F020C2BH030
- F020C2BH033

3000K

- F020C3BH001
- F020C3BH006
- F020C3BH012
- F020C3BH018
- F020C3BH030
- F020C3BH033

4000K

- F020C4BH001
- F020C4BH006
- F020C4BH012
- F020C4BH018
- F020C4BH030
- F020C4BH033

1Standard - Schaltplan Nr.1 S. 556 / Wiring diagram n.1 page 556

2700K

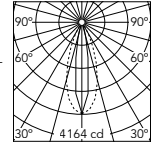
- F020A2FH001
- F020A2FH006
- F020A2FH012
- F020A2FH018
- F020A2FH030
- F020A2FH033

3000K

- F020A3FH001
- F020A3FH006
- F020A3FH012
- F020A3FH018
- F020A3FH030
- F020A3FH033

4000K

- F020A4FH001
- F020A4FH006
- F020A4FH012
- F020A4FH018
- F020A4FH030
- F020A4FH033



@4000K

Beam Angle: 38°

h(m)	E(lx)	D(m)
1	4164	0.30
2	1041	0.60
3	463	0.90
4	260	1.20
5	167	1.50

2Quick Install I H2O Stop Fast Connect - Schaltplan Nr.2 S. 556 / Wiring diagram n.2 page 556

2700K

- F020B2FH001
- F020B2FH006
- F020B2FH012
- F020B2FH018
- F020B2FH030
- F020B2FH033

3000K

- F020B3FH001
- F020B3FH006
- F020B3FH012
- F020B3FH018
- F020B3FH030
- F020B3FH033

4000K

- F020B4FH001
- F020B4FH006
- F020B4FH012
- F020B4FH018
- F020B4FH030
- F020B4FH033

3Continuous Line I/O H2O Stop Fast Connect - Schaltplan Nr.3 S. 556 / Wiring diagram page 556

2700K

- F020C2FH001
- F020C2FH006
- F020C2FH012
- F020C2FH018
- F020C2FH030
- F020C2FH033

3000K

- F020C3FH001
- F020C3FH006
- F020C3FH012
- F020C3FH018
- F020C3FH030
- F020C3FH033

4000K

- F020C4FH001
- F020C4FH006
- F020C4FH012
- F020C4FH018
- F020C4FH030
- F020C4FH033

1Standard - Schaltplan Nr.1 S. 556 / Wiring diagram n.1 page 556

2700K

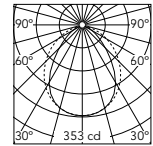
- F020A2KH001
- F020A2KH006
- F020A2KH012
- F020A2KH018
- F020A2KH030
- F020A2KH033

3000K

- F020A3KH001
- F020A3KH006
- F020A3KH012
- F020A3KH018
- F020A3KH030
- F020A3KH033

4000K

- F020A4KH001
- F020A4KH006
- F020A4KH012
- F020A4KH018
- F020A4KH030
- F020A4KH033



@4000K

Beam Angle: 90°

h(m)	E(lx)	D(m)
1	353	1.67
2	88	3.34
3	39	5.00
4	22	6.67
5	14	8.34

2Quick Install I H2O Stop Fast Connect - Schaltplan Nr.2 S. 556 / Wiring diagram n.2 page 556

2700K

- F020B2KH001
- F020B2KH006
- F020B2KH012
- F020B2KH018
- F020B2KH030
- F020B2KH033

3000K

- F020B3KH001
- F020B3KH006
- F020B3KH012
- F020B3KH018
- F020B3KH030
- F020B3KH033

4000K

- F020B4KH001
- F020B4KH006
- F020B4KH012
- F020B4KH018
- F020B4KH030
- F020B4KH033

3Continuous Line I/O H2O Stop Fast Connect - Schaltplan Nr.3 S. 556 / Wiring diagram page 556

2700K

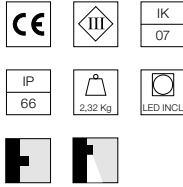
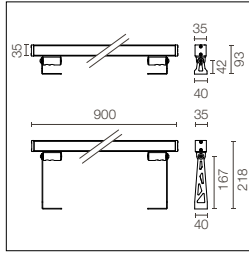
- F020C2KH001
- F020C2KH006
- F020C2KH012
- F020C2KH018
- F020C2KH030
- F020C2KH033

3000K

- F020C3KH001
- F020C3KH006
- F020C3KH012
- F020C3KH018
- F020C3KH030
- F020C3KH033

4000K

- F020C4KH001
- F020C4KH006
- F020C4KH012
- F020C4KH018
- F020C4KH030
- F020C4KH033



Fernspeisung 48 V und Einbauhalterungen separat zu bestellen. Äußerst helles, transparentes Glas, ausgenommen die DIFFUSED-Ausführung mit sandgestrahltem Glas. Dimmbare PWM-Geräte. SMART-Version auf Anfrage verfügbar (Leistung 11W - Fluss - 50% lm).

48V remote power supply and installation brackets to be ordered separately. Extra clear transparent glass, excluding the DIFFUSE version with sandblasted glass. Dimmable PWM luminaires. SMART version available upon request (power 11W - flux - 50% lm).

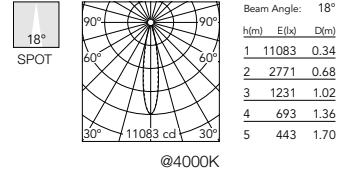
2200K auf Anfrage erhältlich.

2200K available on request.

Power Led: 18W - 2087 lm ≠ *FIXT 1551 lm - 2700K/CRI 80 - 48V / 18W - 2161 lm ≠ *FIXT 1607 lm - 3000K/CRI 80 - 48V / 18W - 2236 lm ≠ *FIXT 1662 lm - 4000K/CRI 80 - 48V
 *FIXT lm = Medium Optic

¹Standard - Schaltplan Nr.1 S. 556 / Wiring diagram n.1 page 556

- | | | |
|-----------------------------------|-----------------------------------|-----------------------------------|
| 2700K | 3000K | 4000K |
| <input type="radio"/> F020A23H001 | <input type="radio"/> F020A33H001 | <input type="radio"/> F020A43H001 |
| <input type="radio"/> F020A23H006 | <input type="radio"/> F020A33H006 | <input type="radio"/> F020A43H006 |
| <input type="radio"/> F020A23H012 | <input type="radio"/> F020A33H012 | <input type="radio"/> F020A43H012 |
| <input type="radio"/> F020A23H018 | <input type="radio"/> F020A33H018 | <input type="radio"/> F020A43H018 |
| <input type="radio"/> F020A23H030 | <input type="radio"/> F020A33H030 | <input type="radio"/> F020A43H030 |
| <input type="radio"/> F020A23H033 | <input type="radio"/> F020A33H033 | <input type="radio"/> F020A43H033 |



²Quick Install I H2O Stop Fast Connect - Schaltplan Nr.2 S. 556 / Wiring diagram n.2 page 556

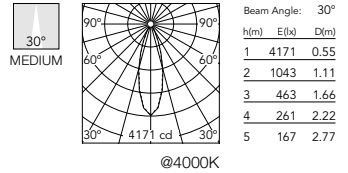
- | | | |
|-----------------------------------|-----------------------------------|-----------------------------------|
| 2700K | 3000K | 4000K |
| <input type="radio"/> F020B23H001 | <input type="radio"/> F020B33H001 | <input type="radio"/> F020B43H001 |
| <input type="radio"/> F020B23H006 | <input type="radio"/> F020B33H006 | <input type="radio"/> F020B43H006 |
| <input type="radio"/> F020B23H012 | <input type="radio"/> F020B33H012 | <input type="radio"/> F020B43H012 |
| <input type="radio"/> F020B23H018 | <input type="radio"/> F020B33H018 | <input type="radio"/> F020B43H018 |
| <input type="radio"/> F020B23H030 | <input type="radio"/> F020B33H030 | <input type="radio"/> F020B43H030 |
| <input type="radio"/> F020B23H033 | <input type="radio"/> F020B33H033 | <input type="radio"/> F020B43H033 |

³Continuous Line I/O H2O Stop Fast Connect - Schaltplan Nr.3 S. 556 / Wiring diagram n.3 page 556

- | | | |
|-----------------------------------|-----------------------------------|-----------------------------------|
| 2700K | 3000K | 4000K |
| <input type="radio"/> F020C23H001 | <input type="radio"/> F020C33H001 | <input type="radio"/> F020C43H001 |
| <input type="radio"/> F020C23H006 | <input type="radio"/> F020C33H006 | <input type="radio"/> F020C43H006 |
| <input type="radio"/> F020C23H012 | <input type="radio"/> F020C33H012 | <input type="radio"/> F020C43H012 |
| <input type="radio"/> F020C23H018 | <input type="radio"/> F020C33H018 | <input type="radio"/> F020C43H018 |
| <input type="radio"/> F020C23H030 | <input type="radio"/> F020C33H030 | <input type="radio"/> F020C43H030 |
| <input type="radio"/> F020C23H033 | <input type="radio"/> F020C33H033 | <input type="radio"/> F020C43H033 |

¹Standard - Schaltplan Nr.1 S. 556 / Wiring diagram n.1 page 556

- | | | |
|-----------------------------------|-----------------------------------|-----------------------------------|
| 2700K | 3000K | 4000K |
| <input type="radio"/> F020A27H001 | <input type="radio"/> F020A37H001 | <input type="radio"/> F020A47H001 |
| <input type="radio"/> F020A27H006 | <input type="radio"/> F020A37H006 | <input type="radio"/> F020A47H006 |
| <input type="radio"/> F020A27H012 | <input type="radio"/> F020A37H012 | <input type="radio"/> F020A47H012 |
| <input type="radio"/> F020A27H018 | <input type="radio"/> F020A37H018 | <input type="radio"/> F020A47H018 |
| <input type="radio"/> F020A27H030 | <input type="radio"/> F020A37H030 | <input type="radio"/> F020A47H030 |
| <input type="radio"/> F020A27H033 | <input type="radio"/> F020A37H033 | <input type="radio"/> F020A47H033 |



²Quick Install I H2O Stop Fast Connect - Schaltplan Nr.2 S. 556 / Wiring diagram n.2 page 556

- | | | |
|-----------------------------------|-----------------------------------|-----------------------------------|
| 2700K | 3000K | 4000K |
| <input type="radio"/> F020B27H001 | <input type="radio"/> F020B37H001 | <input type="radio"/> F020B47H001 |
| <input type="radio"/> F020B27H006 | <input type="radio"/> F020B37H006 | <input type="radio"/> F020B47H006 |
| <input type="radio"/> F020B27H012 | <input type="radio"/> F020B37H012 | <input type="radio"/> F020B47H012 |
| <input type="radio"/> F020B27H018 | <input type="radio"/> F020B37H018 | <input type="radio"/> F020B47H018 |
| <input type="radio"/> F020B27H030 | <input type="radio"/> F020B37H030 | <input type="radio"/> F020B47H030 |
| <input type="radio"/> F020B27H033 | <input type="radio"/> F020B37H033 | <input type="radio"/> F020B47H033 |

³Continuous Line I/O H2O Stop Fast Connect - Schaltplan Nr.3 S. 556 / Wiring diagram n.3 page 556

- | | | |
|-----------------------------------|-----------------------------------|-----------------------------------|
| 2700K | 3000K | 4000K |
| <input type="radio"/> F020C27H001 | <input type="radio"/> F020C37H001 | <input type="radio"/> F020C47H001 |
| <input type="radio"/> F020C27H006 | <input type="radio"/> F020C37H006 | <input type="radio"/> F020C47H006 |
| <input type="radio"/> F020C27H012 | <input type="radio"/> F020C37H012 | <input type="radio"/> F020C47H012 |
| <input type="radio"/> F020C27H018 | <input type="radio"/> F020C37H018 | <input type="radio"/> F020C47H018 |
| <input type="radio"/> F020C27H030 | <input type="radio"/> F020C37H030 | <input type="radio"/> F020C47H030 |
| <input type="radio"/> F020C27H033 | <input type="radio"/> F020C37H033 | <input type="radio"/> F020C47H033 |

¹Standard Version: Ausgangskabelstück mit 1000 mm Länge (Zubehör für den Anschluss ist separat zu bestellen) / 1000 mm length prewired cable (connecting accessory to be separately ordered).

²Quick Install In H2O Stop Version: Vorinstallierter H2O Stop Plug&Play-Steckverbinder für eine schnell Verbindung (Zubehör für den Anschluss ist separat zu bestellen) / Prewired H2O Stop Plug&Play connector for an easy/rapid connection (connecting accessory to be ordered separately).

³Continuous Line In/Out H2O Stop Version: Vorinstallierte H2O Stop Plug&Play-Steckverbinder für eine einfache Linienverbindung (Zubehör für den Anschluss ist separat zu bestellen) / Prewired H2O Stop Plug&Play connectors for an easy in line connection (connecting accessory to be ordered separately).

1Standard - Schaltplan Nr.1 S. 556 / Wiring diagram n.1 page 556

2700K

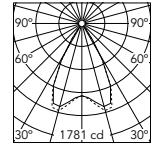
- F020A2CH001
- F020A2CH006
- F020A2CH012
- F020A2CH018
- F020A2CH030
- F020A2CH033

3000K

- F020A3CH001
- F020A3CH006
- F020A3CH012
- F020A3CH018
- F020A3CH030
- F020A3CH033

4000K

- F020A4CH001
- F020A4CH006
- F020A4CH012
- F020A4CH018
- F020A4CH030
- F020A4CH033



Beam Angle: 59°

h(m)	E(%)	D(m)
1	1781	1.14
2	445	2.28
3	198	3.41
4	111	4.55
5	71	5.69

@4000K

2Quick Install I H2O Stop Fast Connect - Schaltplan Nr.2 S. 556 / Wiring diagram n.2 page 556

2700K

- F020B2CH001
- F020B2CH006
- F020B2CH012
- F020B2CH018
- F020B2CH030
- F020B2CH033

3000K

- F020B3CH001
- F020B3CH006
- F020B3CH012
- F020B3CH018
- F020B3CH030
- F020B3CH033

4000K

- F020B4CH001
- F020B4CH006
- F020B4CH012
- F020B4CH018
- F020B4CH030
- F020B4CH033

3Continuous Line I/O H2O Stop Fast Connect - Schaltplan Nr.3 S. 556 / Wiring diagram n.3 page 556

2700K

- F020C2CH001
- F020C2CH006
- F020C2CH012
- F020C2CH018
- F020C2CH030
- F020C2CH033

3000K

- F020C3CH001
- F020C3CH006
- F020C3CH012
- F020C3CH018
- F020C3CH030
- F020C3CH033

4000K

- F020C4CH001
- F020C4CH006
- F020C4CH012
- F020C4CH018
- F020C4CH030
- F020C4CH033

1Standard - Schaltplan Nr.1 S. 556 / Wiring diagram n.1 page 556

2700K

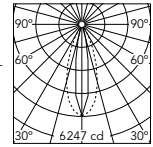
- F020A2GH001
- F020A2GH006
- F020A2GH012
- F020A2GH018
- F020A2GH030
- F020A2GH033

3000K

- F020A3GH001
- F020A3GH006
- F020A3GH012
- F020A3GH018
- F020A3GH030
- F020A3GH033

4000K

- F020A4GH001
- F020A4GH006
- F020A4GH012
- F020A4GH018
- F020A4GH030
- F020A4GH033



Beam Angle: 38°

h(m)	E(%)	D(m)
1	6247	0.30
2	1562	0.60
3	694	0.90
4	390	1.20
5	250	1.50

@4000K

2Quick Install I H2O Stop Fast Connect - Schaltplan Nr.2 S. 556 / Wiring diagram n.2 page 556

2700K

- F020B2GH001
- F020B2GH006
- F020B2GH012
- F020B2GH018
- F020B2GH030
- F020B2GH033

3000K

- F020B3GH001
- F020B3GH006
- F020B3GH012
- F020B3GH018
- F020B3GH030
- F020B3GH033

4000K

- F020B4GH001
- F020B4GH006
- F020B4GH012
- F020B4GH018
- F020B4GH030
- F020B4GH033

3Continuous Line I/O H2O Stop Fast Connect - Schaltplan Nr.3 S. 556 / Wiring diagram n.3 page 556

2700K

- F020C2GH001
- F020C2GH006
- F020C2GH012
- F020C2GH018
- F020C2GH030
- F020C2GH033

3000K

- F020C3GH001
- F020C3GH006
- F020C3GH012
- F020C3GH018
- F020C3GH030
- F020C3GH033

4000K

- F020C4GH001
- F020C4GH006
- F020C4GH012
- F020C4GH018
- F020C4GH030
- F020C4GH033

1Standard - Schaltplan Nr.1 S. 556 / Wiring diagram n.1 page 556

2700K

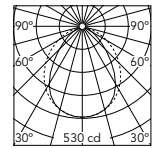
- F020A2LH001
- F020A2LH006
- F020A2LH012
- F020A2LH018
- F020A2LH030
- F020A2LH033

3000K

- F020A3LH001
- F020A3LH006
- F020A3LH012
- F020A3LH018
- F020A3LH030
- F020A3LH033

4000K

- F020A4LH001
- F020A4LH006
- F020A4LH012
- F020A4LH018
- F020A4LH030
- F020A4LH033



Beam Angle: 90°

h(m)	E(%)	D(m)
1	530	1.67
2	132	3.34
3	59	5.00
4	33	6.67
5	21	8.34

@4000K

2Quick Install I H2O Stop Fast Connect - Schaltplan Nr.2 S. 556 / Wiring diagram n.2 page 556

2700K

- F020B2LH001
- F020B2LH006
- F020B2LH012
- F020B2LH018
- F020B2LH030
- F020B2LH033

3000K

- F020B3LH001
- F020B3LH006
- F020B3LH012
- F020B3LH018
- F020B3LH030
- F020B3LH033

4000K

- F020B4LH001
- F020B4LH006
- F020B4LH012
- F020B4LH018
- F020B4LH030
- F020B4LH033

3Continuous Line I/O H2O Stop Fast Connect - Schaltplan Nr.3 S. 556 / Wiring diagram n.3 page 556

2700K

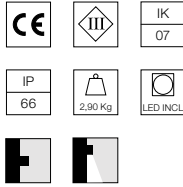
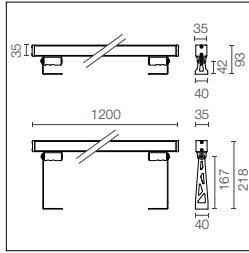
- F020C2LH001
- F020C2LH006
- F020C2LH012
- F020C2LH018
- F020C2LH030
- F020C2LH033

3000K

- F020C3LH001
- F020C3LH006
- F020C3LH012
- F020C3LH018
- F020C3LH030
- F020C3LH033

4000K

- F020C4LH001
- F020C4LH006
- F020C4LH012
- F020C4LH018
- F020C4LH030
- F020C4LH033



Fernspeisung 48 V und Einbauhalterungen separat zu bestellen. Äußerst helles, transparentes Glas, ausgenommen die DIFFUSED-Ausführung mit sandgestrahltem Glas. Dimmbare PWM-Geräte. SMART-Version auf Anfrage verfügbar (Leistung 14W - Fluss - 50% Im).

48V remote power supply and installation brackets to be ordered separately. Extra clear transparent glass, excluding the DIFFUSE version with sandblasted glass. Dimmable PWM luminaires. SMART version available upon request (power 14W - flux-50% Im).

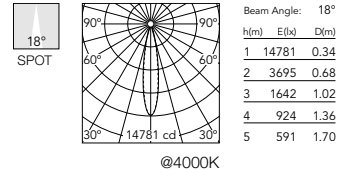
2200K auf Anfrage erhältlich.

2200K available on request.

Power Led: 23W - 2782 lm ≠ *FIXT 2069 lm - 2700K/CRI 80 - 48V /23W - 2881 lm ≠ *FIXT 2142 lm - 3000K/CRI 80 - 48V / 23W - 2981 lm ≠ *FIXT 2216 lm - 4000K/CRI 80 - 48V
 *FIXT lm = Medium Optic

¹Standard - Schaltplan Nr.1 S. 556 / Wiring diagram n.1 page 556

- | | | |
|---------------|---------------|---------------|
| 2700K | 3000K | 4000K |
| ○ F020A24H001 | ○ F020A34H001 | ○ F020A44H001 |
| ● F020A24H006 | ● F020A34H006 | ● F020A44H006 |
| ● F020A24H012 | ● F020A34H012 | ● F020A44H012 |
| ● F020A24H018 | ● F020A34H018 | ● F020A44H018 |
| ● F020A24H030 | ● F020A34H030 | ● F020A44H030 |
| ● F020A24H033 | ● F020A34H033 | ● F020A44H033 |



²Quick Install I H2O Stop Fast Connect - Schaltplan Nr.2 S. 556 / Wiring diagram n.2 page 556

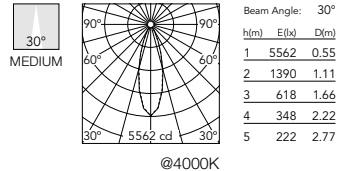
- | | | |
|---------------|---------------|---------------|
| 2700K | 3000K | 4000K |
| ○ F020B24H001 | ○ F020B34H001 | ○ F020B44H001 |
| ● F020B24H006 | ● F020B34H006 | ● F020B44H006 |
| ● F020B24H012 | ● F020B34H012 | ● F020B44H012 |
| ● F020B24H018 | ● F020B34H018 | ● F020B44H018 |
| ● F020B24H030 | ● F020B34H030 | ● F020B44H030 |
| ● F020B24H033 | ● F020B34H033 | ● F020B44H033 |

³Continuous Line I/O H2O Stop Fast Connect - Schaltplan Nr.3 S. 556 / Wiring diagram n.3 page 556

- | | | |
|---------------|---------------|---------------|
| 2700K | 3000K | 4000K |
| ○ F020C24H001 | ○ F020C34H001 | ○ F020C44H001 |
| ● F020C24H006 | ● F020C34H006 | ● F020C44H006 |
| ● F020C24H012 | ● F020C34H012 | ● F020C44H012 |
| ● F020C24H018 | ● F020C34H018 | ● F020C44H018 |
| ● F020C24H030 | ● F020C34H030 | ● F020C44H030 |
| ● F020C24H033 | ● F020C34H033 | ● F020C44H033 |

¹Standard - Schaltplan Nr.1 S. 556 / Wiring diagram n.1 page 556

- | | | |
|---------------|---------------|---------------|
| 2700K | 3000K | 4000K |
| ○ F020A28H001 | ○ F020A38H001 | ○ F020A48H001 |
| ● F020A28H006 | ● F020A38H006 | ● F020A48H006 |
| ● F020A28H012 | ● F020A38H012 | ● F020A48H012 |
| ● F020A28H018 | ● F020A38H018 | ● F020A48H018 |
| ● F020A28H030 | ● F020A38H030 | ● F020A48H030 |
| ● F020A28H033 | ● F020A38H033 | ● F020A48H033 |



²Quick Install I H2O Stop Fast Connect - Schaltplan Nr.2 S. 556 / Wiring diagram n.2 page 556

- | | | |
|---------------|---------------|---------------|
| 2700K | 3000K | 4000K |
| ○ F020B28H001 | ○ F020B38H001 | ○ F020B48H001 |
| ● F020B28H006 | ● F020B38H006 | ● F020B48H006 |
| ● F020B28H012 | ● F020B38H012 | ● F020B48H012 |
| ● F020B28H018 | ● F020B38H018 | ● F020B48H018 |
| ● F020B28H030 | ● F020B38H030 | ● F020B48H030 |
| ● F020B28H033 | ● F020B38H033 | ● F020B48H033 |

³Continuous Line I/O H2O Stop Fast Connect - Schaltplan Nr.3 S. 556 / Wiring diagram n.3 page 556

- | | | |
|---------------|---------------|---------------|
| 2700K | 3000K | 4000K |
| ○ F020C28H001 | ○ F020C38H001 | ○ F020C48H001 |
| ● F020C28H006 | ● F020C38H006 | ● F020C48H006 |
| ● F020C28H012 | ● F020C38H012 | ● F020C48H012 |
| ● F020C28H018 | ● F020C38H018 | ● F020C48H018 |
| ● F020C28H030 | ● F020C38H030 | ● F020C48H030 |
| ● F020C28H033 | ● F020C38H033 | ● F020C48H033 |

¹Standard Version: Ausgangskabelstück mit 1000 mm Länge (Zubehör für den Anschluss ist separat zu bestellen) / 1000 mm length prewired cable (connecting accessory to be separately ordered).

²Quick Install In H2O Stop Version: Vorinstallierter H2O Stop Plug&Play-Steckverbinder für eine schnell Verbindung (Zubehör für den Anschluss ist separat zu bestellen) / Prewired H2O Stop Plug&Play connector for an easy/rapid connection (connecting accessory to be ordered separately).

³Continuous Line In/Out H2O Stop Version: Vorinstallierte H2O Stop Plug&Play-Steckverbinder für eine einfache Linienverbindung (Zubehör für den Anschluss ist separat zu bestellen) / Prewired H2O Stop Plug&Play connectors for an easy in line connection (connecting accessory to be ordered separately).

1Standard - Schaltplan Nr.1 S. 556 / Wiring diagram n.1 page 556

2700K

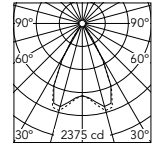
- F020A2DH001
- F020A2DH006
- F020A2DH012
- F020A2DH018
- F020A2DH030
- F020A2DH033

3000K

- F020A3DH001
- F020A3DH006
- F020A3DH012
- F020A3DH018
- F020A3DH030
- F020A3DH033

4000K

- F020A4DH001
- F020A4DH006
- F020A4DH012
- F020A4DH018
- F020A4DH030
- F020A4DH033



Beam Angle: 59°

	h(m)	E(ft)	D(m)
1	2375	1.14	
2	594	2.28	
3	264	3.41	
4	148	4.55	
5	95	5.69	

@4000K

2Quick Install I H2O Stop Fast Connect - Schaltplan Nr.2 S. 556 / Wiring diagram n.2 page 556

2700K

- F020B2DH001
- F020B2DH006
- F020B2DH012
- F020B2DH018
- F020B2DH030
- F020B2DH033

3000K

- F020B3DH001
- F020B3DH006
- F020B3DH012
- F020B3DH018
- F020B3DH030
- F020B3DH033

4000K

- F020B4DH001
- F020B4DH006
- F020B4DH012
- F020B4DH018
- F020B4DH030
- F020B4DH033

3Continuous Line I/O H2O Stop Fast Connect - Schaltplan Nr.3 S. 556 / Wiring diagram n.3 page 556

2700K

- F020C2DH001
- F020C2DH006
- F020C2DH012
- F020C2DH018
- F020C2DH030
- F020C2DH033

3000K

- F020C3DH001
- F020C3DH006
- F020C3DH012
- F020C3DH018
- F020C3DH030
- F020C3DH033

4000K

- F020C4DH001
- F020C4DH006
- F020C4DH012
- F020C4DH018
- F020C4DH030
- F020C4DH033

1Standard - Schaltplan Nr.1 S. 556 / Wiring diagram n.1 page 556

2700K

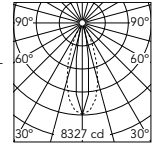
- F020A2HH001
- F020A2HH006
- F020A2HH012
- F020A2HH018
- F020A2HH030
- F020A2HH033

3000K

- F020A3HH001
- F020A3HH006
- F020A3HH012
- F020A3HH018
- F020A3HH030
- F020A3HH033

4000K

- F020A4HH001
- F020A4HH006
- F020A4HH012
- F020A4HH018
- F020A4HH030
- F020A4HH033



Beam Angle: 38°

	h(m)	E(ft)	D(m)
1	8327	0.30	
2	2082	0.60	
3	925	0.90	
4	520	1.20	
5	333	1.50	

@4000K

2Quick Install I H2O Stop Fast Connect - Schaltplan Nr.2 S. 556 / Wiring diagram n.2 page 556

2700K

- F020B2HH001
- F020B2HH006
- F020B2HH012
- F020B2HH018
- F020B2HH030
- F020B2HH033

3000K

- F020B3HH001
- F020B3HH006
- F020B3HH012
- F020B3HH018
- F020B3HH030
- F020B3HH033

4000K

- F020B4HH001
- F020B4HH006
- F020B4HH012
- F020B4HH018
- F020B4HH030
- F020B4HH033

3Continuous Line I/O H2O Stop Fast Connect - Schaltplan Nr.3 S. 556 / Wiring diagram n.3 page 556

2700K

- F020C2HH001
- F020C2HH006
- F020C2HH012
- F020C2HH018
- F020C2HH030
- F020C2HH033

3000K

- F020C3HH001
- F020C3HH006
- F020C3HH012
- F020C3HH018
- F020C3HH030
- F020C3HH033

4000K

- F020C4HH001
- F020C4HH006
- F020C4HH012
- F020C4HH018
- F020C4HH030
- F020C4HH033

1Standard - Schaltplan Nr.1 S. 556 / Wiring diagram n.1 page 556

2700K

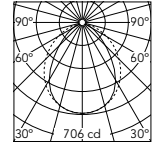
- F020A2MH001
- F020A2MH006
- F020A2MH012
- F020A2MH018
- F020A2MH030
- F020A2MH033

3000K

- F020A3MH001
- F020A3MH006
- F020A3MH012
- F020A3MH018
- F020A3MH030
- F020A3MH033

4000K

- F020A4MH001
- F020A4MH006
- F020A4MH012
- F020A4MH018
- F020A4MH030
- F020A4MH033



Beam Angle: 90°

	h(m)	E(ft)	D(m)
1	706	1.67	
2	177	3.34	
3	78	5.00	
4	44	6.67	
5	28	8.34	

@4000K

2Quick Install I H2O Stop Fast Connect - Schaltplan Nr.2 S. 556 / Wiring diagram n.2 page 556

2700K

- F020B2MH001
- F020B2MH006
- F020B2MH012
- F020B2MH018
- F020B2MH030
- F020B2MH033

3000K

- F020B3MH001
- F020B3MH006
- F020B3MH012
- F020B3MH018
- F020B3MH030
- F020B3MH033

4000K

- F020B4MH001
- F020B4MH006
- F020B4MH012
- F020B4MH018
- F020B4MH030
- F020B4MH033

3Continuous Line I/O H2O Stop Fast Connect - Schaltplan Nr.3 S. 556 / Wiring diagram n.3 page 556

2700K

- F020C2MH001
- F020C2MH006
- F020C2MH012
- F020C2MH018
- F020C2MH030
- F020C2MH033

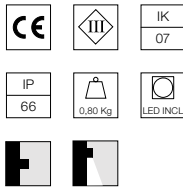
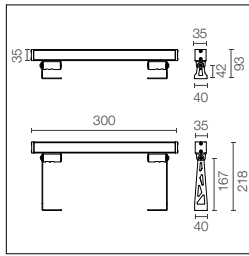
3000K

- F020C3MH001
- F020C3MH006
- F020C3MH012
- F020C3MH018
- F020C3MH030
- F020C3MH033

4000K

- F020C4MH001
- F020C4MH006
- F020C4MH012
- F020C4MH018
- F020C4MH030
- F020C4MH033

Outgraze 35 Easy L 300



Fernspeisung 24V und Einbauhalterungen separat zu bestellen. Dimmbare PWM-Geräte. Sandgestrahtes Glas.

24V remote power supply and installation brackets to be ordered separately. Dimmable PWM luminaires. Sandblasted glass.

Mid-power Led: 4,5W - 454 lm ≠ FIXT 190 lm - 2700K/CRI 80 - 24V / 4,5W - 494 lm ≠ FIXT 207 lm - 3000K/CRI 80 - 24V / 4,5W - 533 lm ≠ FIXT 223 lm - 4000K/CRI 80 - 24V

¹**Standard** - Schaltplan Nr.1 S. 556 / Wiring diagram n.1 page 556

2700K

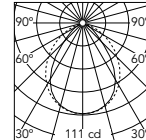
- F020G2JH001
- F020G2JH006
- F020G2JH012
- F020G2JH018
- F020G2JH030
- F020G2JH033

3000K

- F020G3JH001
- F020G3JH006
- F020G3JH012
- F020G3JH018
- F020G3JH030
- F020G3JH033

4000K

- F020G4JH001
- F020G4JH006
- F020G4JH012
- F020G4JH018
- F020G4JH030
- F020G4JH033



Beam Angle: 90°

h(m)	E(lx)	D(m)
1	111	1.62
2	28	3.23
3	12	4.85
4	7	6.46
5	4	8.08

@4000K

²**Quick Install I H2O Stop Fast Connect** - Schaltplan Nr.2 S. 556 / Wiring diagram n.2 page 556

2700K

- F020H2JH001
- F020H2JH006
- F020H2JH012
- F020H2JH018
- F020H2JH030
- F020H2JH033

3000K

- F020H3JH001
- F020H3JH006
- F020H3JH012
- F020H3JH018
- F020H3JH030
- F020H3JH033

4000K

- F020H4JH001
- F020H4JH006
- F020H4JH012
- F020H4JH018
- F020H4JH030
- F020H4JH033

Outgraze 35 Easy L 300 - Tunable White 2700K÷5700K

Mid-power Led: 4,5W - 227÷286 lm ≠ FIXT 95÷120 lm - 2700K÷5700K/CRI 80 - 2CH x 24V

¹**Tunable White Standard** - Schaltplan Nr.4 S. 557 / Wiring diagram n.4 page 557

2700K÷5700K

- F020GTJH001
- F020GTJH006
- F020GTJH012
- F020GTJH018
- F020GTJH030
- F020GTJH033



²**Tunable White Quick Install I H2O Stop Fast Connect** - Schaltplan Nr.5 S. 557 / Wiring diagram n.5 page 557

2700K÷5700K

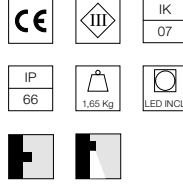
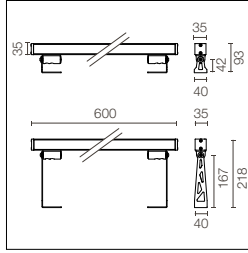
- F020HTJH001
- F020HTJH006
- F020HTJH012
- F020HTJH018
- F020HTJH030
- F020HTJH033

Photometric data on request.

¹Standard Version: Ausgangskabelstück mit 1000 mm Länge (Zubehör für den Anschluss ist separat zu bestellen) / 1000 mm length prewired cable (connecting accessory to be separately ordered).

²Quick Install In H2O Stop Version: Vorinstallierter H2O Stop Plug&Play-Steckverbinder für eine schnell Verbindung (Zubehör für den Anschluss ist separat zu bestellen) / Prewired H2O Stop Plug&Play connector for an easy/rapid connection (connecting accessory to be ordered separately).

Outgraze 35 Easy L 600



Fernspeisung 48 V und Einbauhalterungen separat zu bestellen. Dimmbare PWM-Geräte. Sandgestrahtes Glas.

24V remote power supply and installation brackets to be ordered separately. Dimmable PWM luminaires. Sandblasted glass.

Mid-power Led: 9W - 909 lm ≠ FIXT 381 lm - 2700K/CRI 80 - 24V / 9W - 988 lm ≠ FIXT 414 lm - 3000K/CRI 80 - 24V / 9W - 1067 lm ≠ FIXT 447 lm - 4000K/CRI 80 - 24V

¹**Standard** - Schaltplan Nr.1 S. 556 / Wiring diagram n.1 page 556

2700K

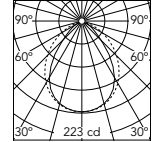
- F020G2KH001
- F020G2KH006
- F020G2KH012
- F020G2KH018
- F020G2KH030
- F020G2KH033

3000K

- F020G3KH001
- F020G3KH006
- F020G3KH012
- F020G3KH018
- F020G3KH030
- F020G3KH033

4000K

- F020G4KH001
- F020G4KH006
- F020G4KH012
- F020G4KH018
- F020G4KH030
- F020G4KH033



Beam Angle: 90°

h(m)	E(lx)	D(m)
1	223	1.62
2	56	3.23
3	25	4.85
4	14	6.46
5	9	8.08

@4000K

²**Quick Install I H2O Stop Fast Connect** - Schaltplan Nr.2 S. 556 / Wiring diagram n.2 page 556

2700K

- F020H2KH001
- F020H2KH006
- F020H2KH012
- F020H2KH018
- F020H2KH030
- F020H2KH033

3000K

- F020H3KH001
- F020H3KH006
- F020H3KH012
- F020H3KH018
- F020H3KH030
- F020H3KH033

4000K

- F020H4KH001
- F020H4KH006
- F020H4KH012
- F020H4KH018
- F020H4KH030
- F020H4KH033

³**Continuous Line I/O H2O Stop Fast Connect** - Schaltplan Nr.3 S. 556 / Wiring diagram n.3 page 556

2700K

- F020J2KH001
- F020J2KH006
- F020J2KH012
- F020J2KH018
- F020J2KH030
- F020J2KH033

3000K

- F020J3KH001
- F020J3KH006
- F020J3KH012
- F020J3KH018
- F020J3KH030
- F020J3KH033

4000K

- F020J4KH001
- F020J4KH006
- F020J4KH012
- F020J4KH018
- F020J4KH030
- F020J4KH033

Outgraze 35 Easy L 600 - Tunable White 2700K÷5700K

Mid-power Led: 9W - 454÷573 lm ≠ FIXT 190÷240 lm - 2700K÷5700K/CRI 80 - 2CH x 24V

¹**Tunable White Standard** - Schaltplan Nr.4 S. 557 / Wiring diagram n.4 page 557

2700K÷5700K

- F020GTKH001
- F020GTKH006
- F020GTKH012
- F020GTKH018
- F020GTKH030
- F020GTKH033



²**Tunable White Quick Install I H2O Stop Fast Connect** - Schaltplan Nr.5 S. 557 / Wiring diagram n.5 page 557

2700K÷5700K

- F020HTKH001
- F020HTKH006
- F020HTKH012
- F020HTKH018
- F020HTKH030
- F020HTKH033

³**Tunable White Continous Line I/O H2O Stop Fast Connect** - Schaltplan Nr.6 S. 557 / Wiring diagram n.6 page 557

2700K÷5700K

- F020JTKH001
- F020JTKH006
- F020JTKH012
- F020JTKH018
- F020JTKH030
- F020JTKH033

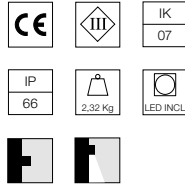
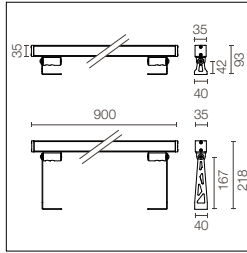
Photometric data on request.

¹Standard Version: Ausgangskabelstück mit 1000 mm Länge (Zubehör für den Anschluss ist separat zu bestellen) / 1000 mm length prewired cable (connecting accessory to be separately ordered).

²Quick Install In H2O Stop Version: Vorinstallierter H2O Stop Plug&Play-Steckverbinder für eine schnell Verbindung (Zubehör für den Anschluss ist separat zu bestellen) / Prewired H2O Stop Plug&Play connector for an easy/rapid connection (connecting accessory to be ordered separately).

³Continuous Line In/Out H2O Stop Version: Vorinstallierte H2O Stop Plug&Play-Steckverbinder für eine einfache Linienverbindung (Zubehör für den Anschluss ist separat zu bestellen) / Prewired H2O Stop Plug&Play connectors for an easy in line connection (connecting accessory to be ordered separately).

Outgraze 35 Easy L 900



Fernspeisung 24V und Einbauhalterungen separat zu bestellen. Dimmbare PWM-Geräte.
Sandgestrahtes Glas.

24V remote power supply and installation brackets to be ordered separately. Dimmable PWM luminaires.
Sandblasted glass.

Mid-power Led: 13W - 1363 lm ≠ FIXT 571 lm - 2700K/CRI 80 - 24V / 13W - 1481 lm ≠ FIXT 621 lm - 3000K/CRI 80 - 24V / 13W - 1600 lm ≠ FIXT 670 lm - 4000K/CRI 80 - 24V

¹**Standard** - Schaltplan Nr.1 S. 556 / Wiring diagram n.1 page 556

2700K

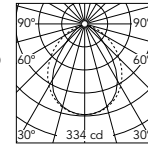
- F020G2LH001
- F020G2LH006
- F020G2LH012
- F020G2LH018
- F020G2LH030
- F020G2LH033

3000K

- F020G3LH001
- F020G3LH006
- F020G3LH012
- F020G3LH018
- F020G3LH030
- F020G3LH033

4000K

- F020G4LH001
- F020G4LH006
- F020G4LH012
- F020G4LH018
- F020G4LH030
- F020G4LH033



Beam Angle: 90°

h(m)	E(lx)	D(m)
1	334	1.62
2	83	3.23
3	37	4.85
4	21	6.46
5	13	8.08

@4000K

²**Quick Install I H2O Stop Fast Connect** - Schaltplan Nr.2 S. 556 / Wiring diagram n.2 page 556

2700K

- F020H2LH001
- F020H2LH006
- F020H2LH012
- F020H2LH018
- F020H2LH030
- F020H2LH033

3000K

- F020H3LH001
- F020H3LH006
- F020H3LH012
- F020H3LH018
- F020H3LH030
- F020H3LH033

4000K

- F020H4LH001
- F020H4LH006
- F020H4LH012
- F020H4LH018
- F020H4LH030
- F020H4LH033

³**Continuous Line I/O H2O Stop Fast Connect** - Schaltplan Nr.3 S. 556 / Wiring diagram n.3 page 556

2700K

- F020J2LH001
- F020J2LH006
- F020J2LH012
- F020J2LH018
- F020J2LH030
- F020J2LH033

3000K

- F020J3LH001
- F020J3LH006
- F020J3LH012
- F020J3LH018
- F020J3LH030
- F020J3LH033

4000K

- F020J4LH001
- F020J4LH006
- F020J4LH012
- F020J4LH018
- F020J4LH030
- F020J4LH033

Outgraze 35 Easy L 900 - Tunable White 2700K÷5700K

Mid-power Led: 13W - 681÷859 lm ≠ FIXT 285÷360 lm - 2700K÷5700K/CRI 80 - 2CH x 24V

¹**Tunable White Standard** - Schaltplan Nr.4 S. 557 / Wiring diagram n.4 page 557

2700K÷5700K

- F020GTLH001
- F020GTLH006
- F020GTLH012
- F020GTLH018
- F020GTLH030
- F020GTLH033



²**Tunable White Quick Install I H2O Stop Fast Connect** - Schaltplan Nr.5 S. 557 / Wiring diagram n.5 page 557

2700K÷5700K

- F020HTLH001
- F020HTLH006
- F020HTLH012
- F020HTLH018
- F020HTLH030
- F020HTLH033

³**Tunable White Continuous Line I/O H2O Stop Fast Connect** - Schaltplan Nr.6 S. 557 / Wiring diagram n.6 page 557

2700K÷5700K

- F020JTLH001
- F020JTLH006
- F020JTLH012
- F020JTLH018
- F020JTLH030
- F020JTLH033

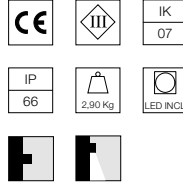
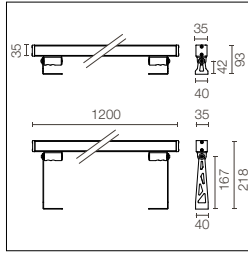
Photometric data on request.

¹Standard Version: Ausgangskabelstück mit 1000 mm Länge (Zubehör für den Anschluss ist separat zu bestellen) / 1000 mm length wired cable (connecting accessory to be separately ordered).

²Quick Install In H2O Stop Version: Vorinstallierter H2O Stop Plug&Play-Steckverbinder für eine schnell Verbindung (Zubehör für den Anschluss ist separat zu bestellen) / Prewired H2O Stop Plug&Play connector for an easy/rapid connection (connecting accessory to be ordered separately).

³Continuous Line In/Out H2O Stop Version: Vorinstallierte H2O Stop Plug&Play-Steckverbinder für eine einfache Linienverbindung (Zubehör für den Anschluss ist separat zu bestellen) / Prewired H2O Stop Plug&Play connectors for an easy in line connection (connecting accessory to be ordered separately).

Outgraze 35 Easy L 1200



Fernspeisung 24V und Einbauhalterungen separat zu bestellen. Dimmbare PWM-Geräte. Sandgestrahltes Glas.

24V remote power supply and installation brackets to be ordered separately. Dimmable PWM luminaires. Sandblasted glass.

Mid-power Led: 17,5W - 1817 lm ≠ FIXT 761 lm - 2700K/CRI 80 - 24V / 17,5W - 1975 lm ≠ FIXT 827 lm - 3000K/CRI 80 - 24V / 17,5W - 2133 lm ≠ FIXT 894 lm - 4000K/CRI 80 - 24V

¹**Standard** - Schaltplan Nr.1 S. 556 / Wiring diagram n.1 page 556

2700K

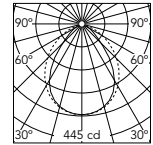
- F020G2MH001
- F020G2MH006
- F020G2MH012
- F020G2MH018
- F020G2MH030
- F020G2MH033

3000K

- F020G3MH001
- F020G3MH006
- F020G3MH012
- F020G3MH018
- F020G3MH030
- F020G3MH033

4000K

- F020G4MH001
- F020G4MH006
- F020G4MH012
- F020G4MH018
- F020G4MH030
- F020G4MH033



Beam Angle: 90°

h(m)	E(lx)	D(m)
1	445	1.62
2	111	3.23
3	49	4.85
4	28	6.46
5	18	8.08

@4000K

²**Quick Install I H2O Stop Fast Connect** - Schaltplan Nr.2 S. 556 / Wiring diagram n.2 page 556

2700K

- F020H2MH001
- F020H2MH006
- F020H2MH012
- F020H2MH018
- F020H2MH030
- F020H2MH033

3000K

- F020H3MH001
- F020H3MH006
- F020H3MH012
- F020H3MH018
- F020H3MH030
- F020H3MH033

4000K

- F020H4MH001
- F020H4MH006
- F020H4MH012
- F020H4MH018
- F020H4MH030
- F020H4MH033

³**Continuous Line I/O H2O Stop Fast Connect** - Schaltplan Nr.3 S. 556 / Wiring diagram n.3 page 556

2700K

- F020J2MH001
- F020J2MH006
- F020J2MH012
- F020J2MH018
- F020J2MH030
- F020J2MH033

3000K

- F020J3MH001
- F020J3MH006
- F020J3MH012
- F020J3MH018
- F020J3MH030
- F020J3MH033

4000K

- F020J4MH001
- F020J4MH006
- F020J4MH012
- F020J4MH018
- F020J4MH030
- F020J4MH033

Outgraze 35 Easy L 1200 - Tunable White 2700K÷5700K

Mid-power Led: 17,5W - 909÷1146 lm ≠ FIXT 381÷480 lm - 2700K÷5700K/CRI 80 - 2CH x 24V

¹**Tunable White Standard** - Schaltplan Nr.4 S. 557 / Wiring diagram n.4 page 557

2700K÷5700K

- F020GTMH001
- F020GTMH006
- F020GTMH012
- F020GTMH018
- F020GTMH030
- F020GTMH033



²**Tunable White Quick Install I H2O Stop Fast Connect** - Schaltplan Nr.5 S. 557 / Wiring diagram n.5 page 557

2700K÷5700K

- F020HTMH001
- F020HTMH006
- F020HTMH012
- F020HTMH018
- F020HTMH030
- F020HTMH033

³**Tunable White Continous Line I/O H2O Stop Fast Connect** - Schaltplan Nr.6 S. 557 / Wiring diagram n.6 page 557

2700K÷5700K

- F020JTMH001
- F020JTMH006
- F020JTMH012
- F020JTMH018
- F020JTMH030
- F020JTMH033

Photometric data on request.

¹Standard Version: Ausgangskabelstück mit 1000 mm Länge (Zubehör für den Anschluss ist separat zu bestellen) / 1000 mm length prewired cable (connecting accessory to be separately ordered).

²Quick Install In H2O Stop Version: Vorinstallierter H2O Stop Plug&Play-Steckverbinder für eine schnell Verbindung (Zubehör für den Anschluss ist separat zu bestellen) / Prewired H2O Stop Plug&Play connector for an easy/rapid connection (connecting accessory to be ordered separately).

³Continous Line In/Out H2O Stop Version: Vorinstallierte H2O Stop Plug&Play-Steckverbinder für eine einfache Linienverbindung (Zubehör für den Anschluss ist separat zu bestellen) / Prewired H2O Stop Plug&Play connectors for an easy in line connection (connecting accessory to be ordered separately).

Outgraze 35

Zubehör für alle Versionen / Accessories for all versions

Paar kurze Halterungen L
80 mm.

One pair of short brackets L
80 mm.

- F1203001
- F1203006
- F1203012
- F1203018
- F1203030
- F1203033



Paar lange Halterungen L
200 mm.

One pair of long brackets L
200 mm.

- F1204001
- F1204006
- F1204012
- F1204018
- F1204030
- F1204033



Verbindungssystem, IP68,
2-Wege-H2O-Antikondensat,
4-polig, (ø5,5÷12mm Kabel).

2 way terminal block 4 poles
IP68 H2O Stop. (ø5,5÷12mm
cable).

F990C00A000



Verbindungssystem,
IP68, 3/4-Wege-H2O-
Antikondensat, 4-polig,
(ø5,5÷12mm Kabel).

3/4 way terminal block
4 poles IP68 H2O Stop.
(ø5,5÷12mm cable).

F990C010000



Outgraze 35

Zubehör für die Versionen Quick Install I H2O Stop und Continuous Line I/O H2O Stop / Accessories for Quick Install I H2O Stop and Continuous Line I/O H2O Stop versions

4-poliger Plug&Play-
Steckverbinder.

Plug&play connector 4
poles.

F021Z010000



Doppelter 4-poliger
Plug&Play-Steckverbinder +
Kabel L 600 mm.

Double plug&play connector
4 poles + cable 600 mm
length.

F021Z090000



4-poliger Plug&Play-
Steckverbinder + Kabel L
5000 mm.

Plug&play connector 4 poles
+ cable 5000 mm length.

F021Z100000



Kappe für Einbaustecker (auf
dem Produkt), 4-5-polig.

Cap for panel (on the fixtures)
plug connector 4-5 poles.

F021Z070000



Outgraze 35

PWM-Schnittstelle (Dimmbarkeit) für die 48 V-Version / PWM interface (Dimming) for 48V version Netzgerät (48 V/240 V) für die Schnittstelle nicht inbegriffen, ist separat zu bestellen / Power supply 48V/240V for interface not included, to be ordered (cod.RF25753 or cod.RF25746)

Steuerungsschnittstelle, 48V
PWM - DALI IP20 Class III. Vin
48Vdc 120W. (Netzgerät nicht
inbegriffen).

Control interface 48V PWM -
DALI IP20 Class III. Vin 48Vdc
120W. (Power supply not
included).

F990B08A000



Steuerungsschnittstelle, 48V
PWM - 1-10V IP20 Class III.
Vin 48Vdc 120W. (Netzgerät
nicht inbegriffen).

Control interface 48V PWM
- 1-10V IP20 Class III. Vin
48Vdc 120W. (Power supply
not included).

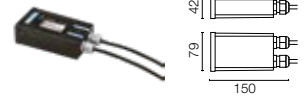
F990B15A000



Outgraze 35

Netzgerät für die 48 V-Version / Power supply for 48V version

Netzgerät 48V 60W / 110-240V IP67 Klasse II selv eq. Power supply 48V 60W / 110-240V IP67 Class II selv eq. RF25753



Netzgerät 48V 240W / 110-240V Einfacher Ausgang DIN RAIL. Power supply 48V 240W / 110-240V single output DIN RAIL. RF25746



* Maximale Leuchten pro Stromversorgung / Maximum number of luminaires per power supply.

Maximale Leuchten pro Stromversorgung (220÷240 V). Diese Angaben müssen unter Berücksichtigung der spezifischen Installationsbedingungen überprüft werden.	Maximum number of luminaires per power supply. (220÷240 V). These data must be checked taking into account the specific installation conditions.		L 300	L 600	L 900	L 1200
		Acc. RF25753	8	4	2	2
		Acc. RF25746	32	16	10	8

Outgraze 35

PWM-Schnittstelle (Dimmbarkeit) für die 24 V-Version / PWM interface (Dimming) for 24V version Netzgerät (24 V/240 V) für die Schnittstelle nicht inbegriffen, ist separat zu bestellen / Power supply 24V/240V for interface not included, to be ordered (cod.RF25755, cod.RF25749 or cod.RF25756)

Steuerungsschnittstelle, 24V PWM - Dali IP20 Class III. Vin 24Vdc 120W. (Netzgerät nicht inbegriffen). Control interface 24V PWM - Dali IP20 Class III. Vin 24Vdc 120W. (Power supply not included). F990B07A000



Steuerungsschnittstelle, 24V PWM - 1-10V IP20 Class III. Vin 24Vdc 120W. (Netzgerät nicht inbegriffen). Control interface 24V PWM - 1-10V IP20 Class III. Vin 24Vdc 120W. (Power supply not included). F990B14A000



Outgraze 35

PWM-Schnittstelle für die 24 V-Tunable White-Version / PWM interface for 24V Tunable White version Netzgerät (24 V/240 V) für die Schnittstelle nicht inbegriffen, ist separat zu bestellen / Power supply 24V/240V for interface not included, to be ordered (cod.RF25755, cod.RF25749 or cod.RF25756)


Steuerungsschnittstelle, 24V PWM 2CH - Dali IP20 Class III. Vin 24Vdc 90W. (Netzgerät nicht inbegriffen). Control interface 24V PWM 2CH - Dali IP20 Class III. Vin 24Vdc 90W. (Power supply not included). F990B09A000



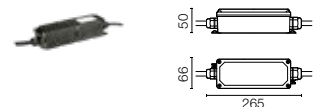
Outgraze 35

Netzgerät für die 24 V-Version / Power supply for 24V version


Netzgerät für den Ferneinbau 24V DC 50W / 120-240V IP67 Klasse II selv. Power supply for remote installation 24V DC 50W / 120-240V IP67 Class II selv. *RF25755



Netzgerät für den Ferneinbau 24V DC 70W / 220-240V IP67 Klasse II selv. Power supply for remote installation 24V DC 70W / 220-240V IP67 Class II selv. *RF25749



Netzgerät für den Ferneinbau 24V DC 96W / 120-240V IP67 Klasse II selv. Power supply for remote installation 24V DC 96W / 120-240V IP67 Class II selv. *RF25756



* Maximale Leuchten pro Stromversorgung / Maximum number of luminaires per power supply.

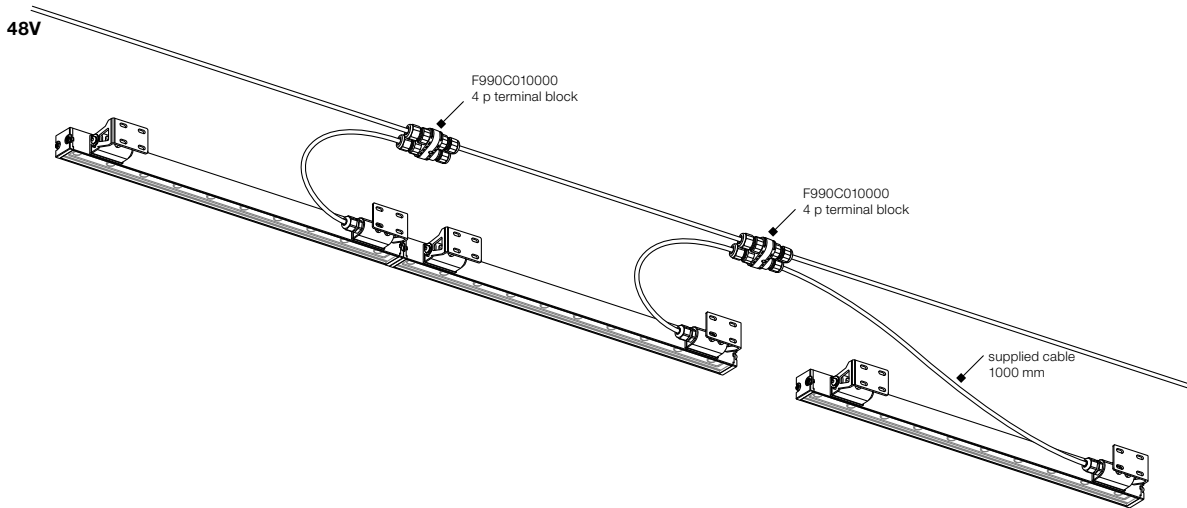
Maximale Leuchten pro Stromversorgung (220÷240 V). Diese Angaben müssen unter Berücksichtigung der spezifischen Installationsbedingungen überprüft werden.	Maximum number of luminaires per power supply. (220÷240 V). These data must be checked taking into account the specific installation conditions.		L 300	L 600	L 900	L 1200
		Acc. RF25755	6	3	2	2
		Acc. RF25749	8	5	3	3
		Acc. RF25756	12	6	4	3

Outgraze 35

48V versions

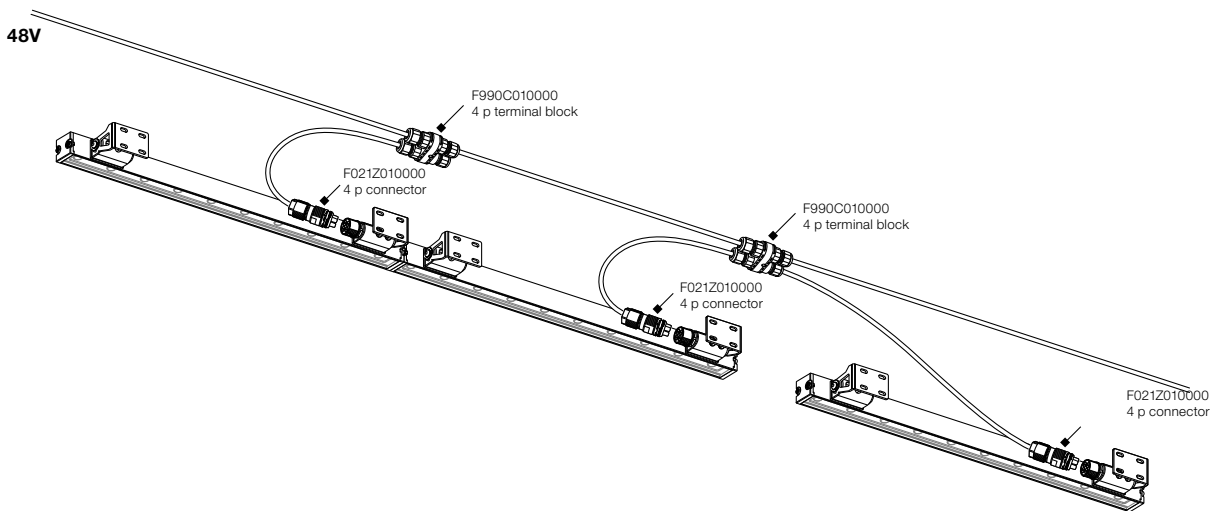
Schaltplan Nr.1 / Wiring diagram n.1

Standard: Ausgangskabelstück mit 1000 mm Länge (Zubehör für den Anschluss ist separat zu bestellen) / 1000 mm length prewired cable (connecting accessory to be separately ordered)



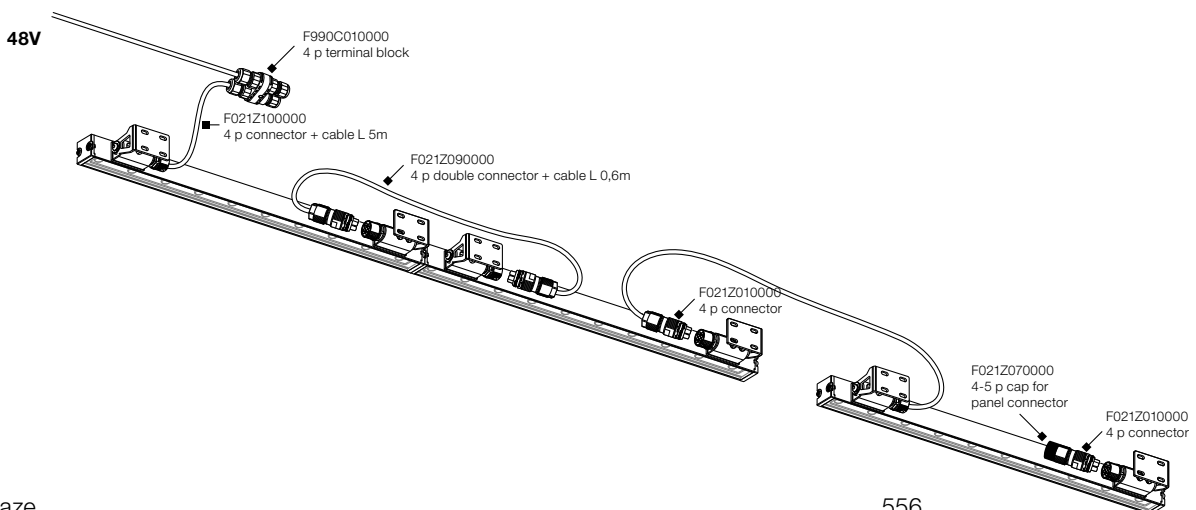
Schaltplan Nr.2 / Wiring diagram n.2

Quick Install I H2O Stop Fast Connect Version: Vorinstallierter H2O Stop Plug&Play-Steckverbinder für eine schnell Verbindung (Zubehör für den Anschluss ist separat zu bestellen) / Prewired Stop Plug&Play connector for an easy/rapid connection (connecting accessory to be ordered separately)



Schaltplan Nr.3 / Wiring diagram n.3

Continuous Line I/O H2O Stop Fast Connect: Vorinstallierte H2O Stop Plug&Play-Steckverbinder für eine einfache Linienverbindung (Zubehör für den Anschluss ist separat zu bestellen) / Prewired H2O Stop Plug&Play connectors for an easy in line connection (connecting accessory to be ordered separately)

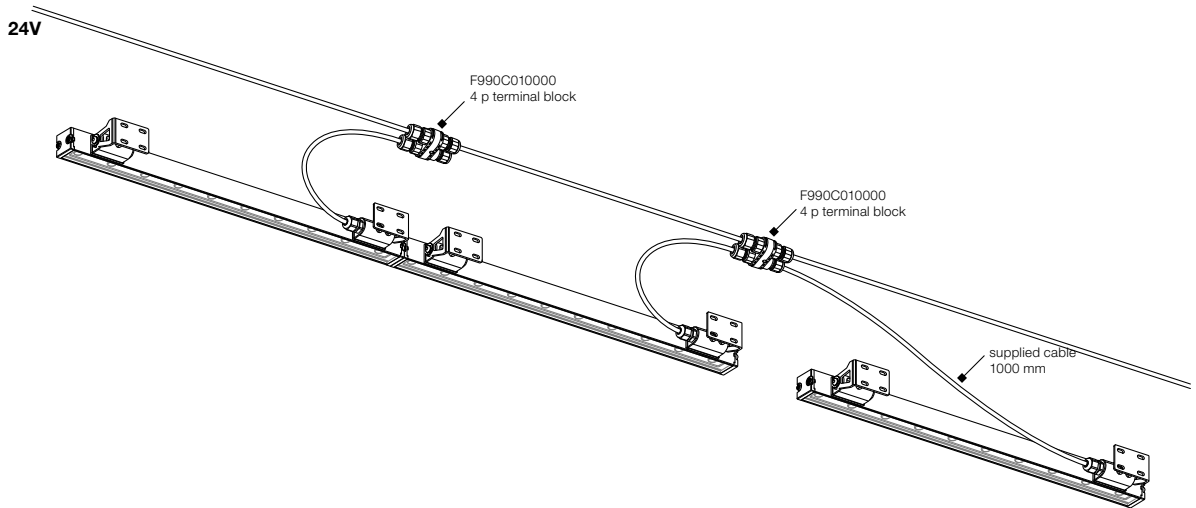


Outgraze 35

24V (Easy) and Tunable White versions

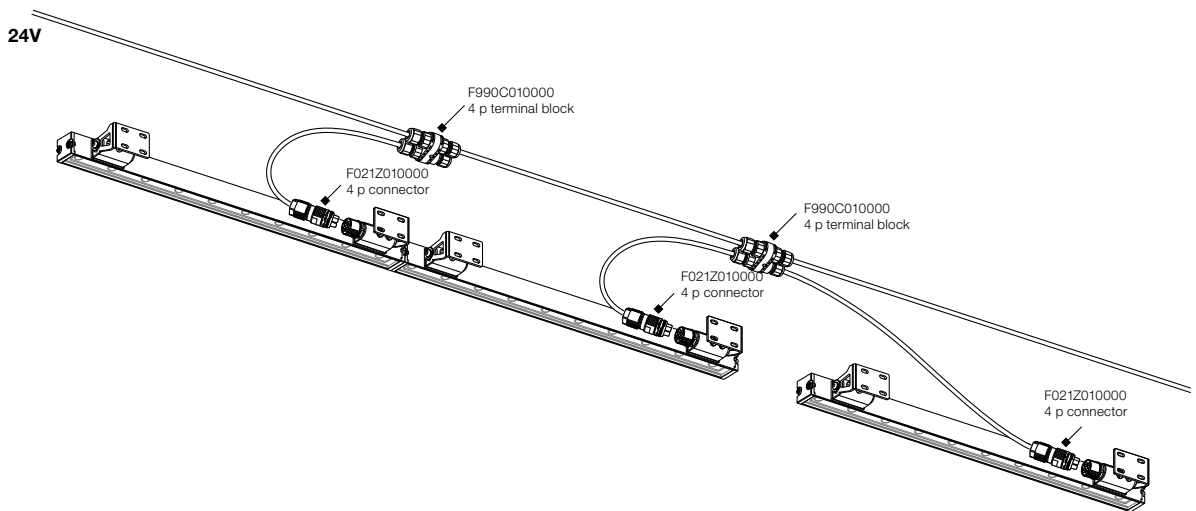
Schaltplan Nr.4 / Wiring diagram n.4

Standard: Ausgangskabelstück mit 1000 mm Länge (Zubehör für den Anschluss ist separat zu bestellen) / 1000 mm lenght prewired cable (connecting accessory to be separately ordered)



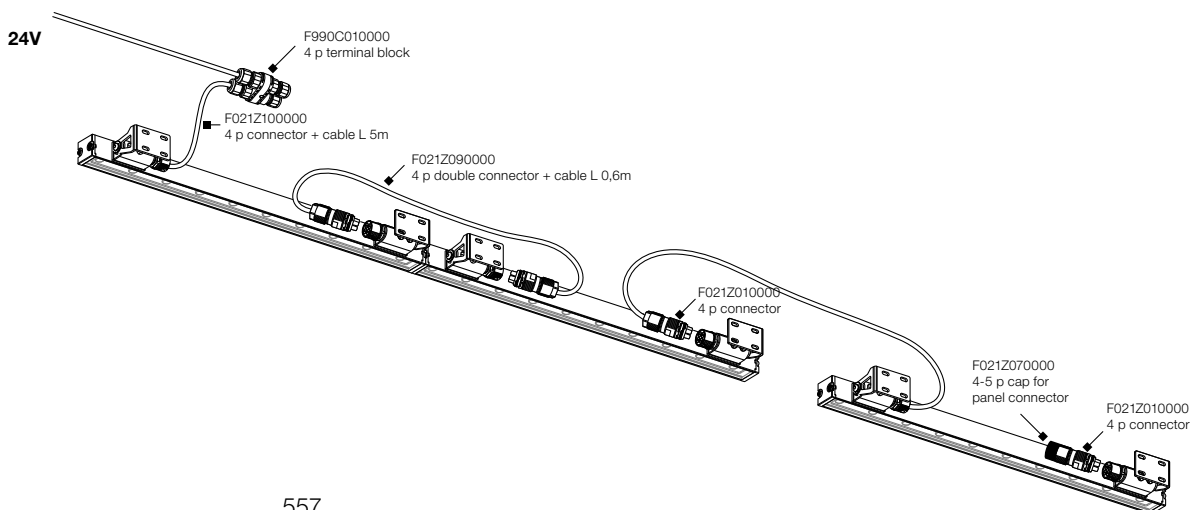
Schaltplan Nr.5 / Wiring diagram n.5

Quick Install I H2O Stop Fast Connect: Vorinstallierter H2O Stop Plug&Play-Steckverbinder für eine schnell Verbindung (Zubehör für den Anschluss ist separat zu bestellen) / Prewired H2O Stop Plug&Play connector for an easy/rapid connection (connecting accessory to be ordered separately)

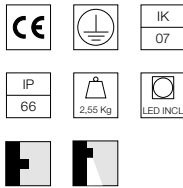
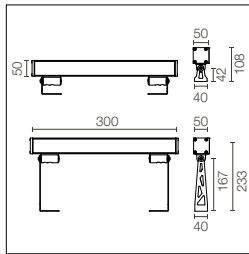


Schaltplan Nr.6 / Wiring diagram n.6

Continuous Line I/O H2O Stop Fast Connect: Vorinstallierte H2O Stop Plug&Play-Steckverbinder für eine einfache Linienverbindung (Zubehör für den Anschluss ist separat zu bestellen) / Prewired H2O Stop Plug&Play connectors for an easy in line connection (connecting accessory to be ordered separately)



Outgraze 50 L 300 - Non Dimmable



Stromquelle 220/240 V integriert. Einbauhalterungen sind separat zu bestellen. Äußerst helles, transparentes Glas, ausgenommen die DIFFUSED-Ausführung mit sandgestrahltem Glas. SMART-Version auf Anfrage verfügbar (Leistung 6W - Fluss - 30% lm).

Integrated 220/240V power supply. Installation brackets, to be ordered separately. Extra clear transparent glass, excluding the DIFFUSE version with sandblasted glass. SMART version available upon request (power 6W-flux-30% lm).

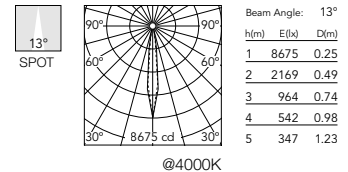
2200K auf Anfrage erhältlich.

2200K available on request.

Power Led: 8W - 835 lm ≠ *FIXT 685 lm - 2700K/CRI 80 - 220-240V / 8W - 864 lm ≠ *FIXT 709 lm - 3000K/CRI 80 - 220-240V / 8W - 894 lm ≠ *FIXT 734 lm - 4000K/CRI 80 - 220-240V / *FIXT lm = Medium Optic

1^{Standard} - Schaltplan Nr.7 S. 581 / Wiring diagram n.7 page 581

- | | | |
|---------------|---------------|---------------|
| 2700K | 3000K | 4000K |
| ○ F021A21A001 | ○ F021A31A001 | ○ F021A41A001 |
| ● F021A21A006 | ● F021A31A006 | ● F021A41A006 |
| ● F021A21A012 | ● F021A31A012 | ● F021A41A012 |
| ● F021A21A018 | ● F021A31A018 | ● F021A41A018 |
| ● F021A21A030 | ● F021A31A030 | ● F021A41A030 |
| ● F021A21A033 | ● F021A31A033 | ● F021A41A033 |

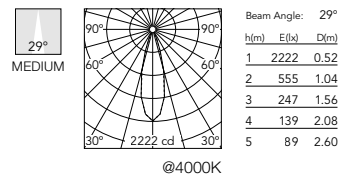


2^{Quick Install I H2O Stop Fast Connect} - Schaltplan Nr.8 S. 581 / Wiring diagram n.8 page 581

- | | | |
|---------------|---------------|---------------|
| 2700K | 3000K | 4000K |
| ○ F021B21A001 | ○ F021B31A001 | ○ F021B41A001 |
| ● F021B21A006 | ● F021B31A006 | ● F021B41A006 |
| ● F021B21A012 | ● F021B31A012 | ● F021B41A012 |
| ● F021B21A018 | ● F021B31A018 | ● F021B41A018 |
| ● F021B21A030 | ● F021B31A030 | ● F021B41A030 |
| ● F021B21A033 | ● F021B31A033 | ● F021B41A033 |

1^{Standard} - Schaltplan Nr.7 S. 581 / Wiring diagram n.7 page 581

- | | | |
|---------------|---------------|---------------|
| 2700K | 3000K | 4000K |
| ○ F021A25A001 | ○ F021A35A001 | ○ F021A45A001 |
| ● F021A25A006 | ● F021A35A006 | ● F021A45A006 |
| ● F021A25A012 | ● F021A35A012 | ● F021A45A012 |
| ● F021A25A018 | ● F021A35A018 | ● F021A45A018 |
| ● F021A25A030 | ● F021A35A030 | ● F021A45A030 |
| ● F021A25A033 | ● F021A35A033 | ● F021A45A033 |

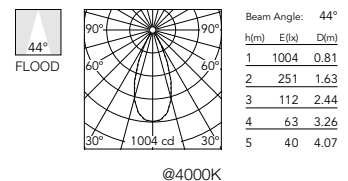


2^{Quick Install I H2O Stop Fast Connect} - Schaltplan Nr.8 S. 581 / Wiring diagram n.8 page 581

- | | | |
|---------------|---------------|---------------|
| 2700K | 3000K | 4000K |
| ○ F021B25A001 | ○ F021B35A001 | ○ F021B45A001 |
| ● F021B25A006 | ● F021B35A006 | ● F021B45A006 |
| ● F021B25A012 | ● F021B35A012 | ● F021B45A012 |
| ● F021B25A018 | ● F021B35A018 | ● F021B45A018 |
| ● F021B25A030 | ● F021B35A030 | ● F021B45A030 |
| ● F021B25A033 | ● F021B35A033 | ● F021B45A033 |

1^{Standard} - Schaltplan Nr.7 S. 581 / Wiring diagram n.7 page 581

- | | | |
|---------------|---------------|---------------|
| 2700K | 3000K | 4000K |
| ○ F021A2AA001 | ○ F021A3AA001 | ○ F021A4AA001 |
| ● F021A2AA006 | ● F021A3AA006 | ● F021A4AA006 |
| ● F021A2AA012 | ● F021A3AA012 | ● F021A4AA012 |
| ● F021A2AA018 | ● F021A3AA018 | ● F021A4AA018 |
| ● F021A2AA030 | ● F021A3AA030 | ● F021A4AA030 |
| ● F021A2AA033 | ● F021A3AA033 | ● F021A4AA033 |



2^{Quick Install I H2O Stop Fast Connect} - Schaltplan Nr.8 S. 581 / Wiring diagram n.8 page 581

- | | | |
|---------------|---------------|---------------|
| 2700K | 3000K | 4000K |
| ○ F021B2AA001 | ○ F021B3AA001 | ○ F021B4AA001 |
| ● F021B2AA006 | ● F021B3AA006 | ● F021B4AA006 |
| ● F021B2AA012 | ● F021B3AA012 | ● F021B4AA012 |
| ● F021B2AA018 | ● F021B3AA018 | ● F021B4AA018 |
| ● F021B2AA030 | ● F021B3AA030 | ● F021B4AA030 |
| ● F021B2AA033 | ● F021B3AA033 | ● F021B4AA033 |

¹Standard Version: Ausgangskabelstück mit 1000 mm Länge (Zubehör für den Anschluss ist separat zu bestellen) / 1000 mm length wired cable (connecting accessory to be separately ordered).

²Quick Install In H2O Stop Version: Vorinstallierter H2O Stop Plug&Play-Steckverbinder für eine schnell Verbindung (Zubehör für den Anschluss ist separat zu bestellen) / Prewired H2O Stop Plug&Play connector for an easy/rapid connection (connecting accessory to be ordered separately).

1Standard - Schaltplan Nr.7 S. 581 / Wiring diagram n.7 page 581

2700K

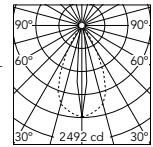
- F021A2EA001
- F021A2EA006
- F021A2EA012
- F021A2EA018
- F021A2EA030
- F021A2EA033

3000K

- F021A3EA001
- F021A3EA006
- F021A3EA012
- F021A3EA018
- F021A3EA030
- F021A3EA033

4000K

- F021A4EA001
- F021A4EA006
- F021A4EA012
- F021A4EA018
- F021A4EA030
- F021A4EA033



Beam Angle: 53°

h(m)	E(lx)	D(m)
1	2492	0.22
2	623	0.44
3	277	0.66
4	156	0.88
5	100	1.10

@4000K

2Quick Install I H2O Stop Fast Connect - Schaltplan Nr.8 S. 581 / Wiring diagram n.8 page 581

2700K

- F021B2EA001
- F021B2EA006
- F021B2EA012
- F021B2EA018
- F021B2EA030
- F021B2EA033

3000K

- F021B3EA001
- F021B3EA006
- F021B3EA012
- F021B3EA018
- F021B3EA030
- F021B3EA033

4000K

- F021B4EA001
- F021B4EA006
- F021B4EA012
- F021B4EA018
- F021B4EA030
- F021B4EA033

1Standard - Schaltplan Nr.7 S. 581 / Wiring diagram n.7 page 581

2700K

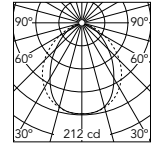
- F021A2JA001
- F021A2JA006
- F021A2JA012
- F021A2JA018
- F021A2JA030
- F021A2JA033

3000K

- F021A3JA001
- F021A3JA006
- F021A3JA012
- F021A3JA018
- F021A3JA030
- F021A3JA033

4000K

- F021A4JA001
- F021A4JA006
- F021A4JA012
- F021A4JA018
- F021A4JA030
- F021A4JA033



Beam Angle: 90°

h(m)	E(lx)	D(m)
1	212	1.74
2	53	3.49
3	24	5.23
4	13	6.98
5	8	8.72

@4000K

2Quick Install I H2O Stop Fast Connect - Schaltplan Nr.8 S. 581 / Wiring diagram n.8 page 581

2700K

- F021B2JA001
- F021B2JA006
- F021B2JA012
- F021B2JA018
- F021B2JA030
- F021B2JA033

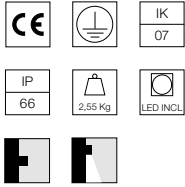
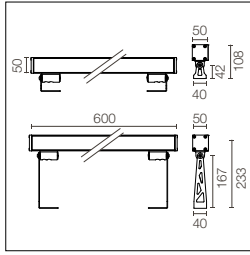
3000K

- F021B3JA001
- F021B3JA006
- F021B3JA012
- F021B3JA018
- F021B3JA030
- F021B3JA033

4000K

- F021B4JA001
- F021B4JA006
- F021B4JA012
- F021B4JA018
- F021B4JA030
- F021B4JA033

Outgraze 50 L 600 - Non Dimmable



Stromquelle 220/240 V integriert. Einbauhalterungen sind separat zu bestellen. Äußerst helles, transparentes Glas, ausgenommen die DIFFUSED-Ausführung mit sandgestrahltem Glas. SMART-Version auf Anfrage verfügbar (Leistung 10,5W - Fluss - 30% lm).

Integrated 220/240V power supply. Installation brackets, to be ordered separately. Extra clear transparent glass, excluding the DIFFUSE version with sandblasted glass. SMART version available upon request (power 10,5W - flux -30% lm).

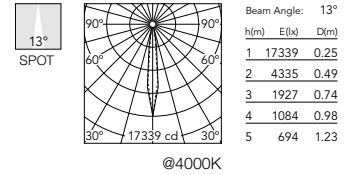
2200K auf Anfrage erhältlich.

2200K available on request.

Power Led: 14,5W - 1669 lm ≠ *FIXT 1369 lm - 2700K/CRI 80 - 220-240V /14,5W - 1729 lm ≠ *FIXT 1418 lm - 3000K/CRI 80 - 220-240V / 14,5W - 1788 lm ≠ *FIXT 1467 lm - 4000K/CRI 80 - 220-240V
*FIXT lm = Medium Optic

¹Standard - Schaltplan Nr.7 S. 581 / Wiring diagram n.7 page 581

- | | | |
|---------------|---------------|---------------|
| 2700K | 3000K | 4000K |
| ○ F021A22A001 | ○ F021A32A001 | ○ F021A42A001 |
| ● F021A22A006 | ● F021A32A006 | ● F021A42A006 |
| ● F021A22A012 | ● F021A32A012 | ● F021A42A012 |
| ● F021A22A018 | ● F021A32A018 | ● F021A42A018 |
| ● F021A22A030 | ● F021A32A030 | ● F021A42A030 |
| ● F021A22A033 | ● F021A32A033 | ● F021A42A033 |



²Quick Install I H2O Stop Fast Connect - Schaltplan Nr.8 S. 581 / Wiring diagram n.8 page 581

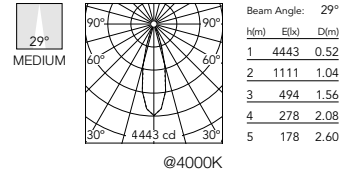
- | | | |
|---------------|---------------|---------------|
| 2700K | 3000K | 4000K |
| ○ F021B22A001 | ○ F021B32A001 | ○ F021B42A001 |
| ● F021B22A006 | ● F021B32A006 | ● F021B42A006 |
| ● F021B22A012 | ● F021B32A012 | ● F021B42A012 |
| ● F021B22A018 | ● F021B32A018 | ● F021B42A018 |
| ● F021B22A030 | ● F021B32A030 | ● F021B42A030 |
| ● F021B22A033 | ● F021B32A033 | ● F021B42A033 |

³Continuous Line I/O H2O Stop Fast Connect - Schaltplan Nr.9 S. 581 / Wiring diagram n.9 page 581

- | | | |
|---------------|---------------|---------------|
| 2700K | 3000K | 4000K |
| ○ F021C22A001 | ○ F021C32A001 | ○ F021C42A001 |
| ● F021C22A006 | ● F021C32A006 | ● F021C42A006 |
| ● F021C22A012 | ● F021C32A012 | ● F021C42A012 |
| ● F021C22A018 | ● F021C32A018 | ● F021C42A018 |
| ● F021C22A030 | ● F021C32A030 | ● F021C42A030 |
| ● F021C22A033 | ● F021C32A033 | ● F021C42A033 |

¹Standard - Schaltplan Nr.7 S. 581 / Wiring diagram n.7 page 581

- | | | |
|---------------|---------------|---------------|
| 2700K | 3000K | 4000K |
| ○ F021A26A001 | ○ F021A36A001 | ○ F021A46A001 |
| ● F021A26A006 | ● F021A36A006 | ● F021A46A006 |
| ● F021A26A012 | ● F021A36A012 | ● F021A46A012 |
| ● F021A26A018 | ● F021A36A018 | ● F021A46A018 |
| ● F021A26A030 | ● F021A36A030 | ● F021A46A030 |
| ● F021A26A033 | ● F021A36A033 | ● F021A46A033 |



²Quick Install I H2O Stop Fast Connect - Schaltplan Nr.8 S. 581 / Wiring diagram n.8 page 581

- | | | |
|---------------|---------------|---------------|
| 2700K | 3000K | 4000K |
| ○ F021B26A001 | ○ F021B36A001 | ○ F021B46A001 |
| ● F021B26A006 | ● F021B36A006 | ● F021B46A006 |
| ● F021B26A012 | ● F021B36A012 | ● F021B46A012 |
| ● F021B26A018 | ● F021B36A018 | ● F021B46A018 |
| ● F021B26A030 | ● F021B36A030 | ● F021B46A030 |
| ● F021B26A033 | ● F021B36A033 | ● F021B46A033 |

³Continuous Line I/O H2O Stop Fast Connect - Schaltplan Nr.9 S. 581 / Wiring diagram n.9 page 581

- | | | |
|---------------|---------------|---------------|
| 2700K | 3000K | 4000K |
| ○ F021C26A001 | ○ F021C36A001 | ○ F021C46A001 |
| ● F021C26A006 | ● F021C36A006 | ● F021C46A006 |
| ● F021C26A012 | ● F021C36A012 | ● F021C46A012 |
| ● F021C26A018 | ● F021C36A018 | ● F021C46A018 |
| ● F021C26A030 | ● F021C36A030 | ● F021C46A030 |
| ● F021C26A033 | ● F021C36A033 | ● F021C46A033 |

¹Standard Version: Ausgangskabelstück mit 1000 mm Länge (Zubehör für den Anschluss ist separat zu bestellen) / 1000 mm length prewired cable (connecting accessory to be separately ordered).

²Quick Install In H2O Stop Version: Vorinstallierter H2O Stop Plug&Play-Steckverbinder für eine schnell Verbindung (Zubehör für den Anschluss ist separat zu bestellen) / Prewired H2O Stop Plug&Play connector for an easy/rapid connection (connecting accessory to be ordered separately).

³Continuous Line In/Out H2O Stop Version: Vorinstallierte H2O Stop Plug&Play-Steckverbinder für eine einfache Linienverbindung (Zubehör für den Anschluss ist separat zu bestellen) / Prewired H2O Stop Plug&Play connectors for an easy in line connection (connecting accessory to be ordered separately).

1Standard - Schaltplan Nr.7 S. 581 / Wiring diagram n.7 page 581

2700K

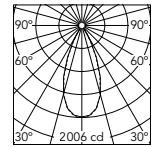
- F021A2BA001
- F021A2BA006
- F021A2BA012
- F021A2BA018
- F021A2BA030
- F021A2BA033

3000K

- F021A3BA001
- F021A3BA006
- F021A3BA012
- F021A3BA018
- F021A3BA030
- F021A3BA033

4000K

- F021A4BA001
- F021A4BA006
- F021A4BA012
- F021A4BA018
- F021A4BA030
- F021A4BA033



Beam Angle: 44°

	h(m)	E(lx)	D(m)
1	2006	0.81	
2	501	1.63	
3	223	2.44	
4	125	3.26	
5	80	4.07	

@4000K

2Quick Install I H2O Stop Fast Connect - Schaltplan Nr.8 S. 581 / Wiring diagram n.8 page 581

2700K

- F021B2BA001
- F021B2BA006
- F021B2BA012
- F021B2BA018
- F021B2BA030
- F021B2BA033

3000K

- F021B3BA001
- F021B3BA006
- F021B3BA012
- F021B3BA018
- F021B3BA030
- F021B3BA033

4000K

- F021B4BA001
- F021B4BA006
- F021B4BA012
- F021B4BA018
- F021B4BA030
- F021B4BA033

3Continuous Line I/O H2O Stop Fast Connect - Schaltplan Nr.9 S. 581 / Wiring diagram n.9 page 581

2700K

- F021C2BA001
- F021C2BA006
- F021C2BA012
- F021C2BA018
- F021C2BA030
- F021C2BA033

3000K

- F021C3BA001
- F021C3BA006
- F021C3BA012
- F021C3BA018
- F021C3BA030
- F021C3BA033

4000K

- F021C4BA001
- F021C4BA006
- F021C4BA012
- F021C4BA018
- F021C4BA030
- F021C4BA033

1Standard - Schaltplan Nr.7 S. 581 / Wiring diagram n.7 page 581

2700K

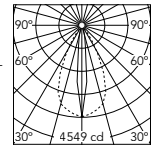
- F021A2FA001
- F021A2FA006
- F021A2FA012
- F021A2FA018
- F021A2FA030
- F021A2FA033

3000K

- F021A3FA001
- F021A3FA006
- F021A3FA012
- F021A3FA018
- F021A3FA030
- F021A3FA033

4000K

- F021A4FA001
- F021A4FA006
- F021A4FA012
- F021A4FA018
- F021A4FA030
- F021A4FA033



Beam Angle: 53°

	h(m)	E(lx)	D(m)
1	4549	0.22	
2	1137	0.44	
3	505	0.66	
4	284	0.88	
5	182	1.10	

@4000K

2Quick Install I H2O Stop Fast Connect - Schaltplan Nr.8 S. 581 / Wiring diagram n.8 page 581

2700K

- F021B2FA001
- F021B2FA006
- F021B2FA012
- F021B2FA018
- F021B2FA030
- F021B2FA033

3000K

- F021B3FA001
- F021B3FA006
- F021B3FA012
- F021B3FA018
- F021B3FA030
- F021B3FA033

4000K

- F021B4FA001
- F021B4FA006
- F021B4FA012
- F021B4FA018
- F021B4FA030
- F021B4FA033

3Continuous Line I/O H2O Stop Fast Connect - Schaltplan Nr.9 S. 581 / Wiring diagram n.9 page 581

2700K

- F021C2FA001
- F021C2FA006
- F021C2FA012
- F021C2FA018
- F021C2FA030
- F021C2FA033

3000K

- F021C3FA001
- F021C3FA006
- F021C3FA012
- F021C3FA018
- F021C3FA030
- F021C3FA033

4000K

- F021C4FA001
- F021C4FA006
- F021C4FA012
- F021C4FA018
- F021C4FA030
- F021C4FA033

1Standard - Schaltplan Nr.7 S. 581 / Wiring diagram n.7 page 581

2700K

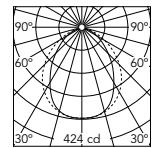
- F021A2KA001
- F021A2KA006
- F021A2KA012
- F021A2KA018
- F021A2KA030
- F021A2KA033

3000K

- F021A3KA001
- F021A3KA006
- F021A3KA012
- F021A3KA018
- F021A3KA030
- F021A3KA033

4000K

- F021A4KA001
- F021A4KA006
- F021A4KA012
- F021A4KA018
- F021A4KA030
- F021A4KA033



Beam Angle: 90°

	h(m)	E(lx)	D(m)
1	424	1.74	
2	106	3.49	
3	47	5.23	
4	26	6.98	
5	17	8.72	

@4000K

2Quick Install I H2O Stop Fast Connect - Schaltplan Nr.8 S. 581 / Wiring diagram n.8 page 581

2700K

- F021B2KA001
- F021B2KA006
- F021B2KA012
- F021B2KA018
- F021B2KA030
- F021B2KA033

3000K

- F021B3KA001
- F021B3KA006
- F021B3KA012
- F021B3KA018
- F021B3KA030
- F021B3KA033

4000K

- F021B4KA001
- F021B4KA006
- F021B4KA012
- F021B4KA018
- F021B4KA030
- F021B4KA033

3Continuous Line I/O H2O Stop Fast Connect - Schaltplan Nr.9 S. 581 / Wiring diagram n.9 page 581

2700K

- F021C2KA001
- F021C2KA006
- F021C2KA012
- F021C2KA018
- F021C2KA030
- F021C2KA033

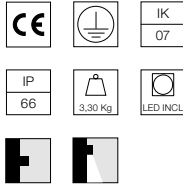
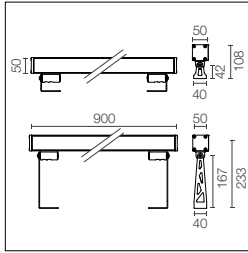
3000K

- F021C3KA001
- F021C3KA006
- F021C3KA012
- F021C3KA018
- F021C3KA030
- F021C3KA033

4000K

- F021C4KA001
- F021C4KA006
- F021C4KA012
- F021C4KA018
- F021C4KA030
- F021C4KA033

Outgraze 50 L 900 - Non Dimmable



Stromquelle 220/240 V integriert. Einbauhalterungen sind separat zu bestellen. Äußerst helles, transparentes Glas, ausgenommen die DIFFUSED-Ausführung mit sandgestrahltem Glas. SMART-Version auf Anfrage verfügbar (Leistung 15,5W - flux - 30% lm).

Integrated 220/240V power supply. Installation brackets, to be ordered separately. Extra clear transparent glass, excluding the DIFFUSE version with sandblasted glass. SMART version available upon request (power 15,5W - flux -30% lm).

2200K auf Anfrage erhältlich.

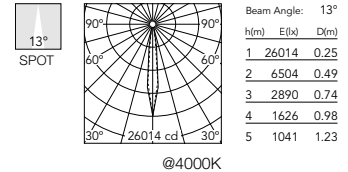
2200K available on request.

Power Led: 20W - 2504 lm ≠ *FIXT 2054 lm - 2700K/CRI 80 - 220-240V / 20W - 2593 lm ≠ *FIXT 2127 lm - 3000K/CRI 80 - 220-240V / 20W - 2683 lm ≠ *FIXT 2201 lm - 4000K/CRI 80 - 220-240V / *FIXT lm = Medium Optic

¹Standard - Schaltplan Nr.7 S. 581 / Wiring diagram n.7 page 581

- | | |
|---------------|---------------|
| 2700K | 3000K |
| ○ F021A23A001 | ○ F021A33A001 |
| ● F021A23A006 | ● F021A33A006 |
| ● F021A23A012 | ● F021A33A012 |
| ● F021A23A018 | ● F021A33A018 |
| ● F021A23A030 | ● F021A33A030 |
| ● F021A23A033 | ● F021A33A033 |

- | |
|---------------|
| 4000K |
| ○ F021A43A001 |
| ● F021A43A006 |
| ● F021A43A012 |
| ● F021A43A018 |
| ● F021A43A030 |
| ● F021A43A033 |



²Quick Install I H2O Stop Fast Connect - Schaltplan Nr.8 S. 581 / Wiring diagram n.8 page 581

- | | |
|---------------|---------------|
| 2700K | 3000K |
| ○ F021B23A001 | ○ F021B33A001 |
| ● F021B23A006 | ● F021B33A006 |
| ● F021B23A012 | ● F021B33A012 |
| ● F021B23A018 | ● F021B33A018 |
| ● F021B23A030 | ● F021B33A030 |
| ● F021B23A033 | ● F021B33A033 |

- | |
|---------------|
| 4000K |
| ○ F021B43A001 |
| ● F021B43A006 |
| ● F021B43A012 |
| ● F021B43A018 |
| ● F021B43A030 |
| ● F021B43A033 |

³Continuous Line I/O H2O Stop Fast Connect - Schaltplan Nr.9 S. 581 / Wiring diagram n.9 page 581

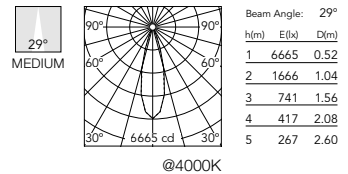
- | | |
|---------------|---------------|
| 2700K | 3000K |
| ○ F021C23A001 | ○ F021C33A001 |
| ● F021C23A006 | ● F021C33A006 |
| ● F021C23A012 | ● F021C33A012 |
| ● F021C23A018 | ● F021C33A018 |
| ● F021C23A030 | ● F021C33A030 |
| ● F021C23A033 | ● F021C33A033 |

- | |
|---------------|
| 4000K |
| ○ F021C43A001 |
| ● F021C43A006 |
| ● F021C43A012 |
| ● F021C43A018 |
| ● F021C43A030 |
| ● F021C43A033 |

¹Standard - Schaltplan Nr.7 S. 581 / Wiring diagram n.7 page 581

- | | |
|---------------|---------------|
| 2700K | 3000K |
| ○ F021A27A001 | ○ F021A37A001 |
| ● F021A27A006 | ● F021A37A006 |
| ● F021A27A012 | ● F021A37A012 |
| ● F021A27A018 | ● F021A37A018 |
| ● F021A27A030 | ● F021A37A030 |
| ● F021A27A033 | ● F021A37A033 |

- | |
|---------------|
| 4000K |
| ○ F021A47A001 |
| ● F021A47A006 |
| ● F021A47A012 |
| ● F021A47A018 |
| ● F021A47A030 |
| ● F021A47A033 |



²Quick Install I H2O Stop Fast Connect - Schaltplan Nr.8 S. 581 / Wiring diagram n.8 page 581

- | | |
|---------------|---------------|
| 2700K | 3000K |
| ○ F021B27A001 | ○ F021B37A001 |
| ● F021B27A006 | ● F021B37A006 |
| ● F021B27A012 | ● F021B37A012 |
| ● F021B27A018 | ● F021B37A018 |
| ● F021B27A030 | ● F021B37A030 |
| ● F021B27A033 | ● F021B37A033 |

- | |
|---------------|
| 4000K |
| ○ F021B47A001 |
| ● F021B47A006 |
| ● F021B47A012 |
| ● F021B47A018 |
| ● F021B47A030 |
| ● F021B47A033 |

³Continuous Line I/O H2O Stop Fast Connect - Schaltplan Nr.9 S. 581 / Wiring diagram n.9 page 581

- | | |
|---------------|---------------|
| 2700K | 3000K |
| ○ F021C27A001 | ○ F021C37A001 |
| ● F021C27A006 | ● F021C37A006 |
| ● F021C27A012 | ● F021C37A012 |
| ● F021C27A018 | ● F021C37A018 |
| ● F021C27A030 | ● F021C37A030 |
| ● F021C27A033 | ● F021C37A033 |

- | |
|---------------|
| 4000K |
| ○ F021C47A001 |
| ● F021C47A006 |
| ● F021C47A012 |
| ● F021C47A018 |
| ● F021C47A030 |
| ● F021C47A033 |

¹Standard Version: Ausgangskabelstück mit 1000 mm Länge (Zubehör für den Anschluss ist separat zu bestellen) / 1000 mm length prewired cable (connecting accessory to be separately ordered).

²Quick Install In H2O Stop Version: Vorinstallierter H2O Stop Plug&Play-Steckverbinder für eine schnell Verbindung (Zubehör für den Anschluss ist separat zu bestellen) / Prewired H2O Stop Plug&Play connector for an easy/rapid connection (connecting accessory to be ordered separately).

³Continous Line In/Out H2O Stop Version: Vorinstallierte H2O Stop Plug&Play-Steckverbinder für eine einfache Linienverbindung (Zubehör für den Anschluss ist separat zu bestellen) / Prewired H2O Stop Plug&Play connectors for an easy in line connection (connecting accessory to be ordered separately).

1Standard - Schaltplan Nr.7 S. 581 / Wiring diagram n.7 page 581

2700K

- F021A2CA001
- F021A2CA006
- F021A2CA012
- F021A2CA018
- F021A2CA030
- F021A2CA033

3000K

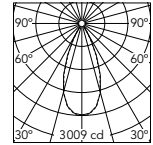
- F021A3CA001
- F021A3CA006
- F021A3CA012
- F021A3CA018
- F021A3CA030
- F021A3CA033

4000K

- F021A4CA001
- F021A4CA006
- F021A4CA012
- F021A4CA018
- F021A4CA030
- F021A4CA033



FLOOD



@4000K

Beam Angle: 44°

	h(m)	E(lx)	D(m)
1	3009	0.81	
2	752	1.63	
3	334	2.44	
4	188	3.26	
5	120	4.07	

2Quick Install I H2O Stop Fast Connect - Schaltplan Nr.8 S. 581 / Wiring diagram n.8 page 581

2700K

- F021B2CA001
- F021B2CA006
- F021B2CA012
- F021B2CA018
- F021B2CA030
- F021B2CA033

3000K

- F021B3CA001
- F021B3CA006
- F021B3CA012
- F021B3CA018
- F021B3CA030
- F021B3CA033

4000K

- F021B4CA001
- F021B4CA006
- F021B4CA012
- F021B4CA018
- F021B4CA030
- F021B4CA033

3Continuous Line I/O H2O Stop Fast Connect - Schaltplan Nr.9 S. 581 / Wiring diagram n.9 page 581

2700K

- F021C2CA001
- F021C2CA006
- F021C2CA012
- F021C2CA018
- F021C2CA030
- F021C2CA033

3000K

- F021C3CA001
- F021C3CA006
- F021C3CA012
- F021C3CA018
- F021C3CA030
- F021C3CA033

4000K

- F021C4CA001
- F021C4CA006
- F021C4CA012
- F021C4CA018
- F021C4CA030
- F021C4CA033

1Standard - Schaltplan Nr.7 S. 581 / Wiring diagram n.7 page 581

2700K

- F021A2GA001
- F021A2GA006
- F021A2GA012
- F021A2GA018
- F021A2GA030
- F021A2GA033

3000K

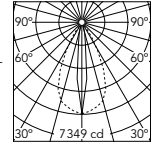
- F021A3GA001
- F021A3GA006
- F021A3GA012
- F021A3GA018
- F021A3GA030
- F021A3GA033

4000K

- F021A4GA001
- F021A4GA006
- F021A4GA012
- F021A4GA018
- F021A4GA030
- F021A4GA033



ELLIPTICAL



@4000K

Beam Angle: 53°

	h(m)	E(lx)	D(m)
1	7349	0.22	
2	1837	0.44	
3	817	0.66	
4	459	0.88	
5	294	1.10	

2Quick Install I H2O Stop Fast Connect - Schaltplan Nr.8 S. 581 / Wiring diagram n.8 page 581

2700K

- F021B2GA001
- F021B2GA006
- F021B2GA012
- F021B2GA018
- F021B2GA030
- F021B2GA033

3000K

- F021B3GA001
- F021B3GA006
- F021B3GA012
- F021B3GA018
- F021B3GA030
- F021B3GA033

4000K

- F021B4GA001
- F021B4GA006
- F021B4GA012
- F021B4GA018
- F021B4GA030
- F021B4GA033

3Continuous Line I/O H2O Stop Fast Connect - Schaltplan Nr.9 S. 581 / Wiring diagram n.9 page 581

2700K

- F021C2GA001
- F021C2GA006
- F021C2GA012
- F021C2GA018
- F021C2GA030
- F021C2GA033

3000K

- F021C3GA001
- F021C3GA006
- F021C3GA012
- F021C3GA018
- F021C3GA030
- F021C3GA033

4000K

- F021C4GA001
- F021C4GA006
- F021C4GA012
- F021C4GA018
- F021C4GA030
- F021C4GA033

1Standard - Schaltplan Nr.7 S. 581 / Wiring diagram n.7 page 581

2700K

- F021A2LA001
- F021A2LA006
- F021A2LA012
- F021A2LA018
- F021A2LA030
- F021A2LA033

3000K

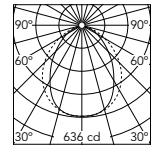
- F021A3LA001
- F021A3LA006
- F021A3LA012
- F021A3LA018
- F021A3LA030
- F021A3LA033

4000K

- F021A4LA001
- F021A4LA006
- F021A4LA012
- F021A4LA018
- F021A4LA030
- F021A4LA033



DIFFUSED



@4000K

Beam Angle: 90°

	h(m)	E(lx)	D(m)
1	636	1.74	
2	159	3.49	
3	71	5.23	
4	40	6.98	
5	25	8.72	

2Quick Install I H2O Stop Fast Connect - Schaltplan Nr.8 S. 581 / Wiring diagram n.8 page 581

2700K

- F021B2LA001
- F021B2LA006
- F021B2LA012
- F021B2LA018
- F021B2LA030
- F021B2LA033

3000K

- F021B3LA001
- F021B3LA006
- F021B3LA012
- F021B3LA018
- F021B3LA030
- F021B3LA033

4000K

- F021B4LA001
- F021B4LA006
- F021B4LA012
- F021B4LA018
- F021B4LA030
- F021B4LA033

3Continuous Line I/O H2O Stop Fast Connect - Schaltplan Nr.9 S. 581 / Wiring diagram n.9 page 581

2700K

- F021C2LA001
- F021C2LA006
- F021C2LA012
- F021C2LA018
- F021C2LA030
- F021C2LA033

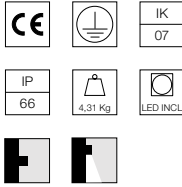
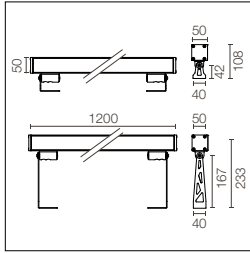
3000K

- F021C3LA001
- F021C3LA006
- F021C3LA012
- F021C3LA018
- F021C3LA030
- F021C3LA033

4000K

- F021C4LA001
- F021C4LA006
- F021C4LA012
- F021C4LA018
- F021C4LA030
- F021C4LA033

Outgraze 50 L 1200 - Non Dimmable



Stromquelle 220/240 V integriert. Einbauhalterungen sind separat zu bestellen. Äußerst helles, transparentes Glas, ausgenommen die DIFFUSED-Ausführung mit sandgestrahltem Glas. SMART-Version auf Anfrage verfügbar (Leistung 18,5W - Fluss - 30% Im).

Integrated 220/240V power supply. Installation brackets, to be ordered separately. Extra clear transparent glass, excluding the DIFFUSE version with sandblasted glass. SMART version available upon request (power 18,5W - flux -30% Im).

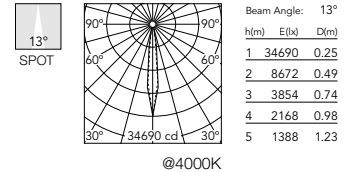
2200K auf Anfrage erhältlich.

2200K available on request.

Power Led: 27W - 3338 lm ≠ *FIXT 2739 lm - 2700K/CRI 80 - 220-240V / 27W - 3458 lm ≠ *FIXT 2836 lm - 3000K/CRI 80 - 220-240V / 27W - 3577 lm ≠ *FIXT 2934 lm - 4000K/CRI 80 - 220-240V / *FIXT lm = Medium Optic

¹Standard - Schaltplan Nr.7 S. 581 / Wiring diagram n.7 page 581

- | | | |
|---------------|---------------|---------------|
| 2700K | 3000K | 4000K |
| ○ F021A24A001 | ○ F021A34A001 | ○ F021A44A001 |
| ● F021A24A006 | ● F021A34A006 | ● F021A44A006 |
| ● F021A24A012 | ● F021A34A012 | ● F021A44A012 |
| ● F021A24A018 | ● F021A34A018 | ● F021A44A018 |
| ● F021A24A030 | ● F021A34A030 | ● F021A44A030 |
| ● F021A24A033 | ● F021A34A033 | ● F021A44A033 |



²Quick Install I H2O Stop Fast Connect - Schaltplan Nr.8 S. 581 / Wiring diagram n.8 page 581

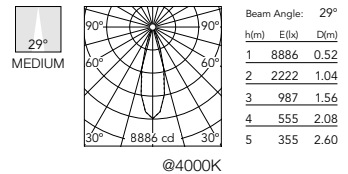
- | | | |
|---------------|---------------|---------------|
| 2700K | 3000K | 4000K |
| ○ F021B24A001 | ○ F021B34A001 | ○ F021B44A001 |
| ● F021B24A006 | ● F021B34A006 | ● F021B44A006 |
| ● F021B24A012 | ● F021B34A012 | ● F021B44A012 |
| ● F021B24A018 | ● F021B34A018 | ● F021B44A018 |
| ● F021B24A030 | ● F021B34A030 | ● F021B44A030 |
| ● F021B24A033 | ● F021B34A033 | ● F021B44A033 |

³Continuous Line I/O H2O Stop Fast Connect - Schaltplan Nr.9 S. 581 / Wiring diagram n.9 page 581

- | | | |
|---------------|---------------|---------------|
| 2700K | 3000K | 4000K |
| ○ F021C24A001 | ○ F021C34A001 | ○ F021C44A001 |
| ● F021C24A006 | ● F021C34A006 | ● F021C44A006 |
| ● F021C24A012 | ● F021C34A012 | ● F021C44A012 |
| ● F021C24A018 | ● F021C34A018 | ● F021C44A018 |
| ● F021C24A030 | ● F021C34A030 | ● F021C44A030 |
| ● F021C24A033 | ● F021C34A033 | ● F021C44A033 |

¹Standard - Schaltplan Nr.7 S. 581 / Wiring diagram n.7 page 581

- | | | |
|---------------|---------------|---------------|
| 2700K | 3000K | 4000K |
| ○ F021A28A001 | ○ F021A38A001 | ○ F021A48A001 |
| ● F021A28A006 | ● F021A38A006 | ● F021A48A006 |
| ● F021A28A012 | ● F021A38A012 | ● F021A48A012 |
| ● F021A28A018 | ● F021A38A018 | ● F021A48A018 |
| ● F021A28A030 | ● F021A38A030 | ● F021A48A030 |
| ● F021A28A033 | ● F021A38A033 | ● F021A48A033 |



²Quick Install I H2O Stop Fast Connect - Schaltplan Nr.8 S. 581 / Wiring diagram n.8 page 581

- | | | |
|---------------|---------------|---------------|
| 2700K | 3000K | 4000K |
| ○ F021B28A001 | ○ F021B38A001 | ○ F021B48A001 |
| ● F021B28A006 | ● F021B38A006 | ● F021B48A006 |
| ● F021B28A012 | ● F021B38A012 | ● F021B48A012 |
| ● F021B28A018 | ● F021B38A018 | ● F021B48A018 |
| ● F021B28A030 | ● F021B38A030 | ● F021B48A030 |
| ● F021B28A033 | ● F021B38A033 | ● F021B48A033 |

³Continuous Line I/O H2O Stop Fast Connect - Schaltplan Nr.9 S. 581 / Wiring diagram n.9 page 581

- | | | |
|---------------|---------------|---------------|
| 2700K | 3000K | 4000K |
| ○ F021C28A001 | ○ F021C38A001 | ○ F021C48A001 |
| ● F021C28A006 | ● F021C38A006 | ● F021C48A006 |
| ● F021C28A012 | ● F021C38A012 | ● F021C48A012 |
| ● F021C28A018 | ● F021C38A018 | ● F021C48A018 |
| ● F021C28A030 | ● F021C38A030 | ● F021C48A030 |
| ● F021C28A033 | ● F021C38A033 | ● F021C48A033 |

¹Standard Version: Ausgangskabelstück mit 1000 mm Länge (Zubehör für den Anschluss ist separat zu bestellen) / 1000 mm length prewired cable (connecting accessory to be separately ordered).

²Quick Install In H2O Stop Version: Vorinstallierter H2O Stop Plug&Play-Steckverbinder für eine schnell Verbindung (Zubehör für den Anschluss ist separat zu bestellen) / Prewired H2O Stop Plug&Play connector for an easy/rapid connection (connecting accessory to be ordered separately).

³Continuous Line In/Out H2O Stop Version: Vorinstallierte H2O Stop Plug&Play-Steckverbinder für eine einfache Linienverbindung (Zubehör für den Anschluss ist separat zu bestellen) / Prewired H2O Stop Plug&Play connectors for an easy in line connection (connecting accessory to be ordered separately).

1Standard - Schaltplan Nr.7 S. 581 / Wiring diagram n.7 page 581

2700K

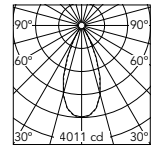
- F021A2DA001
- F021A2DA006
- F021A2DA012
- F021A2DA018
- F021A2DA030
- F021A2DA033

3000K

- F021A3DA001
- F021A3DA006
- F021A3DA012
- F021A3DA018
- F021A3DA030
- F021A3DA033

4000K

- F021A4DA001
- F021A4DA006
- F021A4DA012
- F021A4DA018
- F021A4DA030
- F021A4DA033



Beam Angle: 44°

	h(m)	E(lx)	D(m)
1	4011	0.81	
2	1003	1.63	
3	446	2.44	
4	251	3.26	
5	160	4.07	

@4000K

2Quick Install I H2O Stop Fast Connect - Schaltplan Nr.8 S. 581 / Wiring diagram n.8 page 581

2700K

- F021B2DA001
- F021B2DA006
- F021B2DA012
- F021B2DA018
- F021B2DA030
- F021B2DA033

3000K

- F021B3DA001
- F021B3DA006
- F021B3DA012
- F021B3DA018
- F021B3DA030
- F021B3DA033

4000K

- F021B4DA001
- F021B4DA006
- F021B4DA012
- F021B4DA018
- F021B4DA030
- F021B4DA033

3Continuous Line I/O H2O Stop Fast Connect - Schaltplan Nr.9 S. 581 / Wiring diagram n.9 page 581

2700K

- F021C2DA001
- F021C2DA006
- F021C2DA012
- F021C2DA018
- F021C2DA030
- F021C2DA033

3000K

- F021C3DA001
- F021C3DA006
- F021C3DA012
- F021C3DA018
- F021C3DA030
- F021C3DA033

4000K

- F021C4DA001
- F021C4DA006
- F021C4DA012
- F021C4DA018
- F021C4DA030
- F021C4DA033

1Standard - Schaltplan Nr.7 S. 581 / Wiring diagram n.7 page 581

2700K

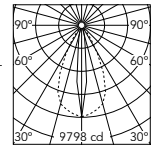
- F021A2HA001
- F021A2HA006
- F021A2HA012
- F021A2HA018
- F021A2HA030
- F021A2HA033

3000K

- F021A3HA001
- F021A3HA006
- F021A3HA012
- F021A3HA018
- F021A3HA030
- F021A3HA033

4000K

- F021A4HA001
- F021A4HA006
- F021A4HA012
- F021A4HA018
- F021A4HA030
- F021A4HA033



Beam Angle: 53°

	h(m)	E(lx)	D(m)
1	9798	0.22	
2	2450	0.44	
3	1089	0.66	
4	612	0.88	
5	392	1.10	

@4000K

2Quick Install I H2O Stop Fast Connect - Schaltplan Nr.8 S. 581 / Wiring diagram n.8 page 581

2700K

- F021B2HA001
- F021B2HA006
- F021B2HA012
- F021B2HA018
- F021B2HA030
- F021B2HA033

3000K

- F021B3HA001
- F021B3HA006
- F021B3HA012
- F021B3HA018
- F021B3HA030
- F021B3HA033

4000K

- F021B4HA001
- F021B4HA006
- F021B4HA012
- F021B4HA018
- F021B4HA030
- F021B4HA033

3Continuous Line I/O H2O Stop Fast Connect - Schaltplan Nr.9 S. 581 / Wiring diagram n.9 page 581

2700K

- F021C2HA001
- F021C2HA006
- F021C2HA012
- F021C2HA018
- F021C2HA030
- F021C2HA033

3000K

- F021C3HA001
- F021C3HA006
- F021C3HA012
- F021C3HA018
- F021C3HA030
- F021C3HA033

4000K

- F021C4HA001
- F021C4HA006
- F021C4HA012
- F021C4HA018
- F021C4HA030
- F021C4HA033

1Standard - Schaltplan Nr.7 S. 581 / Wiring diagram n.7 page 581

2700K

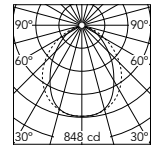
- F021A2MA001
- F021A2MA006
- F021A2MA012
- F021A2MA018
- F021A2MA030
- F021A2MA033

3000K

- F021A3MA001
- F021A3MA006
- F021A3MA012
- F021A3MA018
- F021A3MA030
- F021A3MA033

4000K

- F021A4MA001
- F021A4MA006
- F021A4MA012
- F021A4MA018
- F021A4MA030
- F021A4MA033



Beam Angle: 90°

	h(m)	E(lx)	D(m)
1	848	1.74	
2	212	3.49	
3	94	5.23	
4	53	6.98	
5	34	8.72	

@4000K

2Quick Install I H2O Stop Fast Connect - Schaltplan Nr.8 S. 581 / Wiring diagram n.8 page 581

2700K

- F021B2MA001
- F021B2MA006
- F021B2MA012
- F021B2MA018
- F021B2MA030
- F021B2MA033

3000K

- F021B3MA001
- F021B3MA006
- F021B3MA012
- F021B3MA018
- F021B3MA030
- F021B3MA033

4000K

- F021B4MA001
- F021B4MA006
- F021B4MA012
- F021B4MA018
- F021B4MA030
- F021B4MA033

3Continuous Line I/O H2O Stop Fast Connect - Schaltplan Nr.9 S. 581 / Wiring diagram n.9 page 581

2700K

- F021C2MA001
- F021C2MA006
- F021C2MA012
- F021C2MA018
- F021C2MA030
- F021C2MA033

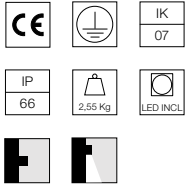
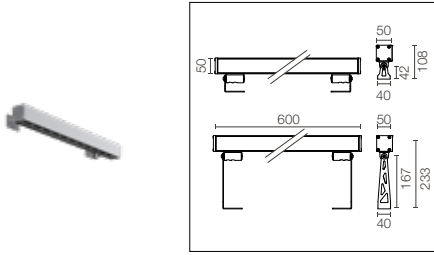
3000K

- F021C3MA001
- F021C3MA006
- F021C3MA012
- F021C3MA018
- F021C3MA030
- F021C3MA033

4000K

- F021C4MA001
- F021C4MA006
- F021C4MA012
- F021C4MA018
- F021C4MA030
- F021C4MA033

Outgraze 50 L 600 - Dimmable DALI



Stromquelle 120/240 V integriert. Einbauhalterungen sind separat zu bestellen. Äußerst helles, transparentes Glas, ausgenommen die DIFFUSED-Ausführung mit sandgestrahltem Glas. DALI-dimmbare SMART-Version auf Anfrage verfügbar (Leistung 7W - Fluss - 50% lm). Auf Anfrage dimmbare Version (1-10 V) verfügbar.

Integrated 120/240V power supply. Installation brackets, to be ordered separately. Extra clear transparent glass, excluding the DIFFUSE version with sandblasted glass. SMART dimmable DALI version available upon request (power 7W - flux - 50% lm). 1-10V dimmable version upon request.

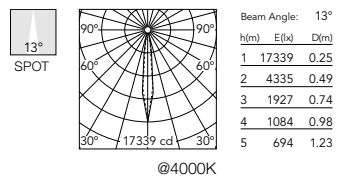
2200K auf Anfrage erhältlich.

2200K available on request.

Power Led: 14,5W - 1669 lm ≠ *FIXT 1369 lm - 2700K/CRI 80 - 120-240V / 14,5W - 1729 lm ≠ *FIXT 1418 lm - 3000K/CRI 80 - 120-240V / 14,5W - 1788 lm ≠ *FIXT 1467 lm - 4000K/CRI 80 - 120-240V / *FIXT lm = Medium Optic

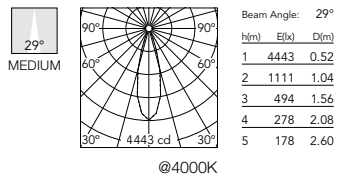
2Quick Install I H2O Stop Fast Connect - Schaltplan Nr.10 S. 582 / Wiring diagram n.10 page 582

- | | | |
|---------------|---------------|---------------|
| 2700K | 3000K | 4000K |
| ○ F021B22D001 | ○ F021B32D001 | ○ F021B42D001 |
| ● F021B22D006 | ● F021B32D006 | ● F021B42D006 |
| ● F021B22D012 | ● F021B32D012 | ● F021B42D012 |
| ● F021B22D018 | ● F021B32D018 | ● F021B42D018 |
| ● F021B22D030 | ● F021B32D030 | ● F021B42D030 |
| ● F021B22D033 | ● F021B32D033 | ● F021B42D033 |



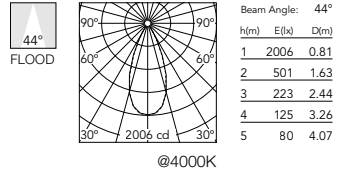
3Continuous Line I/O H2O Stop Fast Connect - Schaltplan Nr.11 S. 582 / Wiring diagram n.11 page 582

- | | | |
|---------------|---------------|---------------|
| 2700K | 3000K | 4000K |
| ○ F021C22D001 | ○ F021C32D001 | ○ F021C42D001 |
| ● F021C22D006 | ● F021C32D006 | ● F021C42D006 |
| ● F021C22D012 | ● F021C32D012 | ● F021C42D012 |
| ● F021C22D018 | ● F021C32D018 | ● F021C42D018 |
| ● F021C22D030 | ● F021C32D030 | ● F021C42D030 |
| ● F021C22D033 | ● F021C32D033 | ● F021C42D033 |



2Quick Install I H2O Stop Fast Connect - Schaltplan Nr.10 S. 582 / Wiring diagram n.10 page 582

- | | | |
|---------------|---------------|---------------|
| 2700K | 3000K | 4000K |
| ○ F021B26D001 | ○ F021B36D001 | ○ F021B46D001 |
| ● F021B26D006 | ● F021B36D006 | ● F021B46D006 |
| ● F021B26D012 | ● F021B36D012 | ● F021B46D012 |
| ● F021B26D018 | ● F021B36D018 | ● F021B46D018 |
| ● F021B26D030 | ● F021B36D030 | ● F021B46D030 |
| ● F021B26D033 | ● F021B36D033 | ● F021B46D033 |



3Continuous Line I/O H2O Stop Fast Connect - Schaltplan Nr.11 S. 582 / Wiring diagram n.11 page 582

- | | | |
|---------------|---------------|---------------|
| 2700K | 3000K | 4000K |
| ○ F021C26D001 | ○ F021C36D001 | ○ F021C46D001 |
| ● F021C26D006 | ● F021C36D006 | ● F021C46D006 |
| ● F021C26D012 | ● F021C36D012 | ● F021C46D012 |
| ● F021C26D018 | ● F021C36D018 | ● F021C46D018 |
| ● F021C26D030 | ● F021C36D030 | ● F021C46D030 |
| ● F021C26D033 | ● F021C36D033 | ● F021C46D033 |

2Quick Install I H2O Stop Fast Connect - Schaltplan Nr.10 S. 582 / Wiring diagram n.10 page 582

- | | | |
|---------------|---------------|---------------|
| 2700K | 3000K | 4000K |
| ○ F021B2BD001 | ○ F021B3BD001 | ○ F021B4BD001 |
| ● F021B2BD006 | ● F021B3BD006 | ● F021B4BD006 |
| ● F021B2BD012 | ● F021B3BD012 | ● F021B4BD012 |
| ● F021B2BD018 | ● F021B3BD018 | ● F021B4BD018 |
| ● F021B2BD030 | ● F021B3BD030 | ● F021B4BD030 |
| ● F021B2BD033 | ● F021B3BD033 | ● F021B4BD033 |

3Continuous Line I/O H2O Stop Fast Connect - Schaltplan Nr.11 S. 582 / Wiring diagram n.11 page 582

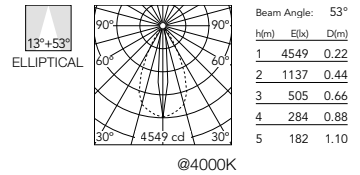
- | | | |
|---------------|---------------|---------------|
| 2700K | 3000K | 4000K |
| ○ F021C2BD001 | ○ F021C3BD001 | ○ F021C4BD001 |
| ● F021C2BD006 | ● F021C3BD006 | ● F021C4BD006 |
| ● F021C2BD012 | ● F021C3BD012 | ● F021C4BD012 |
| ● F021C2BD018 | ● F021C3BD018 | ● F021C4BD018 |
| ● F021C2BD030 | ● F021C3BD030 | ● F021C4BD030 |
| ● F021C2BD033 | ● F021C3BD033 | ● F021C4BD033 |

²Quick Install In H2O Stop Version: Vorinstallierter H2O Stop Plug&Play-Steckverbinder für eine schnell Verbindung (Zubehör für den Anschluss ist separat zu bestellen) / Wired H2O Stop Plug&Play connector for an easy/rapid connection (connecting accessory to be ordered separately).

³Continous Line In/Out H2O Stop Version: Vorinstallierte H2O Stop Plug&Play-Steckverbinder für eine einfache Linienverbindung (Zubehör für den Anschluss ist separat zu bestellen) / Prewired H2O Stop Plug&Play connectors for an easy in line connection (connecting accessory to be ordered separately).

Quick Install I H2O Stop Fast Connect - Schaltplan Nr.10 S. 582 / Wiring diagram n.10 page 582

- | | | |
|---------------|---------------|---------------|
| 2700K | 3000K | 4000K |
| ○ F021B2FD001 | ○ F021B3FD001 | ○ F021B4FD001 |
| ● F021B2FD006 | ● F021B3FD006 | ● F021B4FD006 |
| ● F021B2FD012 | ● F021B3FD012 | ● F021B4FD012 |
| ● F021B2FD018 | ● F021B3FD018 | ● F021B4FD018 |
| ● F021B2FD030 | ● F021B3FD030 | ● F021B4FD030 |
| ● F021B2FD033 | ● F021B3FD033 | ● F021B4FD033 |

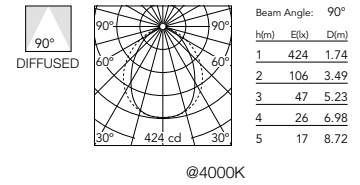


Continuous Line I/O H2O Stop Fast Connect - Schaltplan Nr.11 S. 582 / Wiring diagram n.11 page 582

- | | | |
|---------------|---------------|---------------|
| 2700K | 3000K | 4000K |
| ○ F021C2FD001 | ○ F021C3FD001 | ○ F021C4FD001 |
| ● F021C2FD006 | ● F021C3FD006 | ● F021C4FD006 |
| ● F021C2FD012 | ● F021C3FD012 | ● F021C4FD012 |
| ● F021C2FD018 | ● F021C3FD018 | ● F021C4FD018 |
| ● F021C2FD030 | ● F021C3FD030 | ● F021C4FD030 |
| ● F021C2FD033 | ● F021C3FD033 | ● F021C4FD033 |

Quick Install I H2O Stop Fast Connect - Schaltplan Nr.10 S. 582 / Wiring diagram n.10 page 582

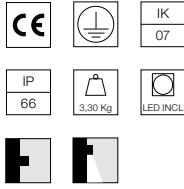
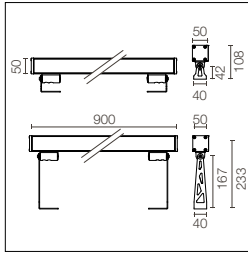
- | | | |
|---------------|---------------|---------------|
| 2700K | 3000K | 4000K |
| ○ F021B2KD001 | ○ F021B3KD001 | ○ F021B4KD001 |
| ● F021B2KD006 | ● F021B3KD006 | ● F021B4KD006 |
| ● F021B2KD012 | ● F021B3KD012 | ● F021B4KD012 |
| ● F021B2KD018 | ● F021B3KD018 | ● F021B4KD018 |
| ● F021B2KD030 | ● F021B3KD030 | ● F021B4KD030 |
| ● F021B2KD033 | ● F021B3KD033 | ● F021B4KD033 |



Continuous Line I/O H2O Stop Fast Connect - Schaltplan Nr.11 S. 582 / Wiring diagram n.11 page 582

- | | | |
|---------------|---------------|---------------|
| 2700K | 3000K | 4000K |
| ○ F021C2KD001 | ○ F021C3KD001 | ○ F021C4KD001 |
| ● F021C2KD006 | ● F021C3KD006 | ● F021C4KD006 |
| ● F021C2KD012 | ● F021C3KD012 | ● F021C4KD012 |
| ● F021C2KD018 | ● F021C3KD018 | ● F021C4KD018 |
| ● F021C2KD030 | ● F021C3KD030 | ● F021C4KD030 |
| ● F021C2KD033 | ● F021C3KD033 | ● F021C4KD033 |

Outgraze 50 L 900 - Dimmable DALI



Stromquelle 120/240 V integriert. Einbauhalterungen sind separat zu bestellen. Äußerst helles, transparentes Glas, ausgenommen die DIFFUSED-Ausführung mit sandgestrahltem Glas. DALI-dimmbare SMART-Version auf Anfrage verfügbar (Leistung 11W - Fluss - 50% lm). Auf Anfrage dimmbare Version (1-10 V) verfügbar.

Integrated 120/240V power supply. Installation brackets, to be ordered separately. Extra clear transparent glass, excluding the DIFFUSE version with sandblasted glass. SMART dimmable DALI version available upon request (power 11W - flux -50% lm). 1-10V dimmable version upon request.

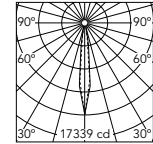
2200K auf Anfrage erhältlich.

2200K available on request.

Power Led: 20W - 2504 lm ≠ *FIXT 2054 lm - 2700K/CRI 80 - 120-240V / 20W - 2593 lm ≠ *FIXT 2127 lm - 3000K/CRI 80 - 120-240V / 20W - 2683 lm ≠ *FIXT 2201 lm - 4000K/CRI 80 - 120-240V / *FIXT lm = Medium Optic

²Quick Install I H2O Stop Fast Connect - Schaltplan Nr.10 S. 582 / Wiring diagram n.10 page 582

- | | | |
|---------------|---------------|---------------|
| 2700K | 3000K | 4000K |
| ○ F021B23D001 | ○ F021B33D001 | ○ F021B43D001 |
| ● F021B23D006 | ● F021B33D006 | ● F021B43D006 |
| ● F021B23D012 | ● F021B33D012 | ● F021B43D012 |
| ● F021B23D018 | ● F021B33D018 | ● F021B43D018 |
| ● F021B23D030 | ● F021B33D030 | ● F021B43D030 |
| ● F021B23D033 | ● F021B33D033 | ● F021B43D033 |



Beam Angle: 13°

h(m)	E(lx)	D(m)
1	17339	0.25
2	4335	0.49
3	1927	0.74
4	1084	0.98
5	694	1.23

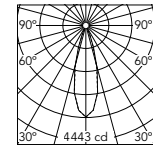
17339 cd @4000K

³Continuous Line I/O H2O Stop Fast Connect - Schaltplan Nr.11 S. 582 / Wiring diagram n.11 page 582

- | | | |
|---------------|---------------|---------------|
| 2700K | 3000K | 4000K |
| ○ F021C23D001 | ○ F021C33D001 | ○ F021C43D001 |
| ● F021C23D006 | ● F021C33D006 | ● F021C43D006 |
| ● F021C23D012 | ● F021C33D012 | ● F021C43D012 |
| ● F021C23D018 | ● F021C33D018 | ● F021C43D018 |
| ● F021C23D030 | ● F021C33D030 | ● F021C43D030 |
| ● F021C23D033 | ● F021C33D033 | ● F021C43D033 |

²Quick Install I H2O Stop Fast Connect - Schaltplan Nr.10 S. 582 / Wiring diagram n.10 page 582

- | | | |
|---------------|---------------|---------------|
| 2700K | 3000K | 4000K |
| ○ F021B27D001 | ○ F021B37D001 | ○ F021B47D001 |
| ● F021B27D006 | ● F021B37D006 | ● F021B47D006 |
| ● F021B27D012 | ● F021B37D012 | ● F021B47D012 |
| ● F021B27D018 | ● F021B37D018 | ● F021B47D018 |
| ● F021B27D030 | ● F021B37D030 | ● F021B47D030 |
| ● F021B27D033 | ● F021B37D033 | ● F021B47D033 |



Beam Angle: 29°

h(m)	E(lx)	D(m)
1	4443	0.52
2	1111	1.04
3	494	1.56
4	278	2.08
5	178	2.60

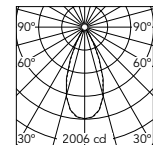
4443 cd @4000K

³Continuous Line I/O H2O Stop Fast Connect - Schaltplan Nr.11 S. 582 / Wiring diagram n.11 page 582

- | | | |
|---------------|---------------|---------------|
| 2700K | 3000K | 4000K |
| ○ F021C27D001 | ○ F021C37D001 | ○ F021C47D001 |
| ● F021C27D006 | ● F021C37D006 | ● F021C47D006 |
| ● F021C27D012 | ● F021C37D012 | ● F021C47D012 |
| ● F021C27D018 | ● F021C37D018 | ● F021C47D018 |
| ● F021C27D030 | ● F021C37D030 | ● F021C47D030 |
| ● F021C27D033 | ● F021C37D033 | ● F021C47D033 |

²Quick Install I H2O Stop Fast Connect - Schaltplan Nr.10 S. 582 / Wiring diagram n.10 page 582

- | | | |
|---------------|---------------|---------------|
| 2700K | 3000K | 4000K |
| ○ F021B2CD001 | ○ F021B3CD001 | ○ F021B4CD001 |
| ● F021B2CD006 | ● F021B3CD006 | ● F021B4CD006 |
| ● F021B2CD012 | ● F021B3CD012 | ● F021B4CD012 |
| ● F021B2CD018 | ● F021B3CD018 | ● F021B4CD018 |
| ● F021B2CD030 | ● F021B3CD030 | ● F021B4CD030 |
| ● F021B2CD033 | ● F021B3CD033 | ● F021B4CD033 |



Beam Angle: 44°

h(m)	E(lx)	D(m)
1	2006	0.81
2	501	1.63
3	223	2.44
4	125	3.26
5	80	4.07

2006 cd @4000K

³Continuous Line I/O H2O Stop Fast Connect - Schaltplan Nr.11 S. 582 / Wiring diagram n.11 page 582

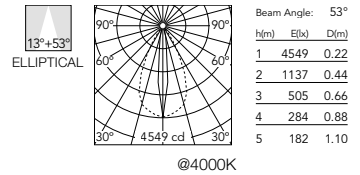
- | | | |
|---------------|---------------|---------------|
| 2700K | 3000K | 4000K |
| ○ F021C2CD001 | ○ F021C3CD001 | ○ F021C4CD001 |
| ● F021C2CD006 | ● F021C3CD006 | ● F021C4CD006 |
| ● F021C2CD012 | ● F021C3CD012 | ● F021C4CD012 |
| ● F021C2CD018 | ● F021C3CD018 | ● F021C4CD018 |
| ● F021C2CD030 | ● F021C3CD030 | ● F021C4CD030 |
| ● F021C2CD033 | ● F021C3CD033 | ● F021C4CD033 |

²Quick Install In H2O Stop Version: Vorinstallierter H2O Stop Plug&Play-Steckverbinder für eine schnell Verbindung (Zubehör für den Anschluss ist separat zu bestellen) / Wired H2O Stop Plug&Play connector for an easy/rapid connection (connecting accessory to be ordered separately).

³Continuous Line In/Out H2O Stop Version: Vorinstallierte H2O Stop Plug&Play-Steckverbinder für eine einfache Linienverbindung (Zubehör für den Anschluss ist separat zu bestellen) / Wired H2O Stop Plug&Play connectors for an easy in line connection (connecting accessory to be ordered separately).

Quick Install I H2O Stop Fast Connect - Schaltplan Nr.10 S. 582 / Wiring diagram n.10 page 582

- | | | |
|---------------|---------------|---------------|
| 2700K | 3000K | 4000K |
| ○ F021B2GD001 | ○ F021B3GD001 | ○ F021B4GD001 |
| ● F021B2GD006 | ● F021B3GD006 | ● F021B4GD006 |
| ● F021B2GD012 | ● F021B3GD012 | ● F021B4GD012 |
| ● F021B2GD018 | ● F021B3GD018 | ● F021B4GD018 |
| ● F021B2GD030 | ● F021B3GD030 | ● F021B4GD030 |
| ● F021B2GD033 | ● F021B3GD033 | ● F021B4GD033 |

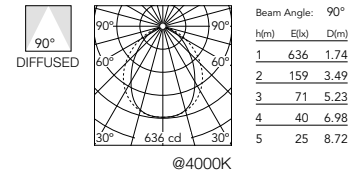


Continuous Line I/O H2O Stop Fast Connect - Schaltplan Nr.11 S. 582 / Wiring diagram n.11 page 582

- | | | |
|---------------|---------------|---------------|
| 2700K | 3000K | 4000K |
| ○ F021C2GD001 | ○ F021C3GD001 | ○ F021C4GD001 |
| ● F021C2GD006 | ● F021C3GD006 | ● F021C4GD006 |
| ● F021C2GD012 | ● F021C3GD012 | ● F021C4GD012 |
| ● F021C2GD018 | ● F021C3GD018 | ● F021C4GD018 |
| ● F021C2GD030 | ● F021C3GD030 | ● F021C4GD030 |
| ● F021C2GD033 | ● F021C3GD033 | ● F021C4GD033 |

Quick Install I H2O Stop Fast Connect - Schaltplan Nr.10 S. 582 / Wiring diagram n.10 page 582

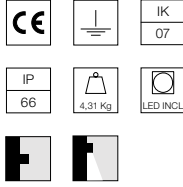
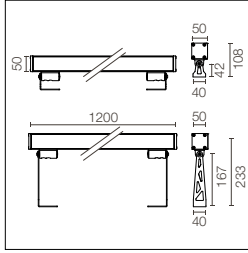
- | | | |
|---------------|---------------|---------------|
| 2700K | 3000K | 4000K |
| ○ F021B2LD001 | ○ F021B3LD001 | ○ F021B4LD001 |
| ● F021B2LD006 | ● F021B3LD006 | ● F021B4LD006 |
| ● F021B2LD012 | ● F021B3LD012 | ● F021B4LD012 |
| ● F021B2LD018 | ● F021B3LD018 | ● F021B4LD018 |
| ● F021B2LD030 | ● F021B3LD030 | ● F021B4LD030 |
| ● F021B2LD033 | ● F021B3LD033 | ● F021B4LD033 |



Continuous Line I/O H2O Stop Fast Connect - Schaltplan Nr.11 S. 582 / Wiring diagram n.11 page 582

- | | | |
|---------------|---------------|---------------|
| 2700K | 3000K | 4000K |
| ○ F021C2LD001 | ○ F021C3LD001 | ○ F021C4LD001 |
| ● F021C2LD006 | ● F021C3LD006 | ● F021C4LD006 |
| ● F021C2LD012 | ● F021C3LD012 | ● F021C4LD012 |
| ● F021C2LD018 | ● F021C3LD018 | ● F021C4LD018 |
| ● F021C2LD030 | ● F021C3LD030 | ● F021C4LD030 |
| ● F021C2LD033 | ● F021C3LD033 | ● F021C4LD033 |

Outgraze 50 L 1200 - Dimmable DALI



Stromquelle 120/240 V integriert. Einbauhalterungen sind separat zu bestellen. Äußerst helles, transparentes Glas, ausgenommen die DIFFUSED-Ausführung mit sandgestrahltem Glas. DALI-dimmbare SMART-Version auf Anfrage verfügbar (Leistung 14W - Fluss - 50% lm). Auf Anfrage dimmbare Version (1-10 V) verfügbar.

Integrated 120/240V power supply. Installation brackets, to be ordered separately. Extra clear transparent glass, excluding the DIFFUSE version with sandblasted glass. SMART dimmable DALI version available upon request (power 14W - flux -50% lm). 1-10V dimmable version upon request.

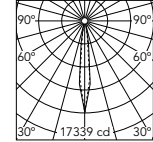
2200K auf Anfrage erhältlich.

2200K available on request.

Power Led: 27W - 3338 lm ≠ *FIXT 2739 lm - 2700K/CRI 80 - 120-240V / 27W - 3458 lm ≠ *FIXT 2836 lm - 3000K/CRI 80 - 120-240 / 27W - 3577 lm ≠ *FIXT 2934 lm - 4000K/CRI 80 -120-240V
*FIXT lm = Medium Optic

²Quick Install I H2O Stop Fast Connect - Schaltplan Nr.10 S. 582 / Wiring diagram n.10 page 582

- | | | |
|---------------|---------------|---------------|
| 2700K | 3000K | 4000K |
| ○ F021B24D001 | ○ F021B34D001 | ○ F021B44D001 |
| ● F021B24D006 | ● F021B34D006 | ● F021B44D006 |
| ● F021B24D012 | ● F021B34D012 | ● F021B44D012 |
| ● F021B24D018 | ● F021B34D018 | ● F021B44D018 |
| ● F021B24D030 | ● F021B34D030 | ● F021B44D030 |
| ● F021B24D033 | ● F021B34D033 | ● F021B44D033 |



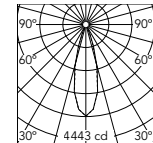
Beam Angle: 13°

h(m)	E(lx)	D(m)
1	17339	0.25
2	4335	0.49
3	1927	0.74
4	1084	0.98
5	694	1.23

@4000K

³Continuous Line I/O H2O Stop Fast Connect - Schaltplan Nr.11 S. 582 / Wiring diagram n.11 page 582

- | | | |
|---------------|---------------|---------------|
| 2700K | 3000K | 4000K |
| ○ F021C24D001 | ○ F021C34D001 | ○ F021C44D001 |
| ● F021C24D006 | ● F021C34D006 | ● F021C44D006 |
| ● F021C24D012 | ● F021C34D012 | ● F021C44D012 |
| ● F021C24D018 | ● F021C34D018 | ● F021C44D018 |
| ● F021C24D030 | ● F021C34D030 | ● F021C44D030 |
| ● F021C24D033 | ● F021C34D033 | ● F021C44D033 |



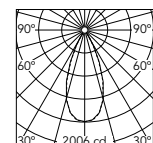
Beam Angle: 29°

h(m)	E(lx)	D(m)
1	4443	0.52
2	1111	1.04
3	494	1.56
4	278	2.08
5	178	2.60

@4000K

²Quick Install I H2O Stop Fast Connect - Schaltplan Nr.10 S. 582 / Wiring diagram n.10 page 582

- | | | |
|---------------|---------------|---------------|
| 2700K | 3000K | 4000K |
| ○ F021B28D001 | ○ F021B38D001 | ○ F021B48D001 |
| ● F021B28D006 | ● F021B38D006 | ● F021B48D006 |
| ● F021B28D012 | ● F021B38D012 | ● F021B48D012 |
| ● F021B28D018 | ● F021B38D018 | ● F021B48D018 |
| ● F021B28D030 | ● F021B38D030 | ● F021B48D030 |
| ● F021B28D033 | ● F021B38D033 | ● F021B48D033 |



Beam Angle: 44°

h(m)	E(lx)	D(m)
1	2006	0.81
2	501	1.63
3	223	2.44
4	125	3.26
5	80	4.07

@4000K

³Continuous Line I/O H2O Stop Fast Connect - Schaltplan Nr.11 S. 582 / Wiring diagram n.11 page 582

- | | | |
|---------------|---------------|---------------|
| 2700K | 3000K | 4000K |
| ○ F021C28D001 | ○ F021C38D001 | ○ F021C48D001 |
| ● F021C28D006 | ● F021C38D006 | ● F021C48D006 |
| ● F021C28D012 | ● F021C38D012 | ● F021C48D012 |
| ● F021C28D018 | ● F021C38D018 | ● F021C48D018 |
| ● F021C28D030 | ● F021C38D030 | ● F021C48D030 |
| ● F021C28D033 | ● F021C38D033 | ● F021C48D033 |

²Quick Install I H2O Stop Fast Connect - Schaltplan Nr.10 S. 582 / Wiring diagram n.10 page 582

- | | | |
|---------------|---------------|---------------|
| 2700K | 3000K | 4000K |
| ○ F021B2DD001 | ○ F021B3DD001 | ○ F021B4DD001 |
| ● F021B2DD006 | ● F021B3DD006 | ● F021B4DD006 |
| ● F021B2DD012 | ● F021B3DD012 | ● F021B4DD012 |
| ● F021B2DD018 | ● F021B3DD018 | ● F021B4DD018 |
| ● F021B2DD030 | ● F021B3DD030 | ● F021B4DD030 |
| ● F021B2DD033 | ● F021B3DD033 | ● F021B4DD033 |

³Continuous Line I/O H2O Stop Fast Connect - Schaltplan Nr.11 S. 582 / Wiring diagram n.11 page 582

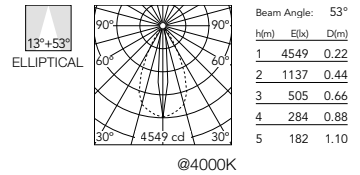
- | | | |
|---------------|---------------|---------------|
| 2700K | 3000K | 4000K |
| ○ F021C2DD001 | ○ F021C3DD001 | ○ F021C4DD001 |
| ● F021C2DD006 | ● F021C3DD006 | ● F021C4DD006 |
| ● F021C2DD012 | ● F021C3DD012 | ● F021C4DD012 |
| ● F021C2DD018 | ● F021C3DD018 | ● F021C4DD018 |
| ● F021C2DD030 | ● F021C3DD030 | ● F021C4DD030 |
| ● F021C2DD033 | ● F021C3DD033 | ● F021C4DD033 |

²Quick Install In H2O Stop Version: Vorinstallierter H2O Stop Plug&Play-Steckverbinder für eine schnell Verbindung (Zubehör für den Anschluss ist separat zu bestellen) / Wired H2O Stop Plug&Play connector for an easy/rapid connection (connecting accessory to be ordered separately).

³Continuous Line In/Out H2O Stop Version: Vorinstallierte H2O Stop Plug&Play-Steckverbinder für eine einfache Linienverbindung (Zubehör für den Anschluss ist separat zu bestellen) / Wired H2O Stop Plug&Play connectors for an easy in line connection (connecting accessory to be ordered separately).

Quick Install I H2O Stop Fast Connect - Schaltplan Nr.10 S. 582 / Wiring diagram n.10 page 582

- | | | |
|---------------|---------------|---------------|
| 2700K | 3000K | 4000K |
| ○ F021B2HD001 | ○ F021B3HD001 | ○ F021B4HD001 |
| ● F021B2HD006 | ● F021B3HD006 | ● F021B4HD006 |
| ● F021B2HD012 | ● F021B3HD012 | ● F021B4HD012 |
| ● F021B2HD018 | ● F021B3HD018 | ● F021B4HD018 |
| ● F021B2HD030 | ● F021B3HD030 | ● F021B4HD030 |
| ● F021B2HD033 | ● F021B3HD033 | ● F021B4HD033 |

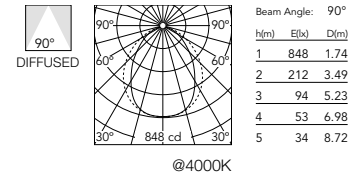


Continuous Line I/O H2O Stop Fast Connect - Schaltplan Nr.11 S. 582 / Wiring diagram n.11 page 582

- | | | |
|---------------|---------------|---------------|
| 2700K | 3000K | 4000K |
| ○ F021C2HD001 | ○ F021C3HD001 | ○ F021C4HD001 |
| ● F021C2HD006 | ● F021C3HD006 | ● F021C4HD006 |
| ● F021C2HD012 | ● F021C3HD012 | ● F021C4HD012 |
| ● F021C2HD018 | ● F021C3HD018 | ● F021C4HD018 |
| ● F021C2HD030 | ● F021C3HD030 | ● F021C4HD030 |
| ● F021C2HD033 | ● F021C3HD033 | ● F021C4HD033 |

Quick Install I H2O Stop Fast Connect - Schaltplan Nr.10 S. 582 / Wiring diagram n.10 page 582

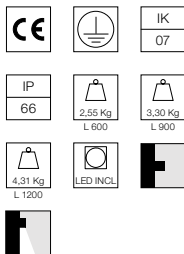
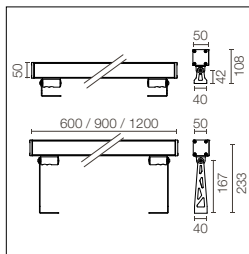
- | | | |
|---------------|---------------|---------------|
| 2700K | 3000K | 4000K |
| ○ F021B2MD001 | ○ F021B3MD001 | ○ F021B4MD001 |
| ● F021B2MD006 | ● F021B3MD006 | ● F021B4MD006 |
| ● F021B2MD012 | ● F021B3MD012 | ● F021B4MD012 |
| ● F021B2MD018 | ● F021B3MD018 | ● F021B4MD018 |
| ● F021B2MD030 | ● F021B3MD030 | ● F021B4MD030 |
| ● F021B2MD033 | ● F021B3MD033 | ● F021B4MD033 |



Continuous Line I/O H2O Stop Fast Connect - Schaltplan Nr.11 S. 582 / Wiring diagram n.11 page 582

- | | | |
|---------------|---------------|---------------|
| 2700K | 3000K | 4000K |
| ○ F021C2MD001 | ○ F021C3MD001 | ○ F021C4MD001 |
| ● F021C2MD006 | ● F021C3MD006 | ● F021C4MD006 |
| ● F021C2MD012 | ● F021C3MD012 | ● F021C4MD012 |
| ● F021C2MD018 | ● F021C3MD018 | ● F021C4MD018 |
| ● F021C2MD030 | ● F021C3MD030 | ● F021C4MD030 |
| ● F021C2MD033 | ● F021C3MD033 | ● F021C4MD033 |

Outgraze 50 - RGB



Stromversorgung (120/240 V) und DMX-RDM-Schnittstelle integriert. Einbauhalterungen sind separat zu bestellen. Sandgestrahltes Glas.

Integrated 120/240V power supply and DMX-RDM interface. Installation brackets, to be ordered separately. Sandblasted glass.

Power Led: L600: 26W - 120-240V - DMX-RDM interface / L900: 37W - 120-240V - DMX-RDM interface / L1200: 48W - 120-240V - DMX-RDM interface

Schaltplan Nr.12 S. 582 / Wiring diagram n.12 page 582

L 600

- F021MRKJ001
- F021MRKJ006
- F021MRKJ012
- F021MRKJ018
- F021MRKJ030
- F021MRKJ033

L 900

- F021MRLJ001
- F021MRLJ006
- F021MRLJ012
- F021MRLJ018
- F021MRLJ030
- F021MRLJ033

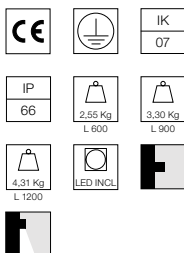
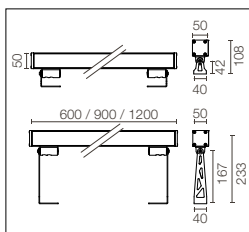
L 1200

- F021MRMJ001
- F021MRMJ006
- F021MRMJ012
- F021MRMJ018
- F021MRMJ030
- F021MRMJ033



Photometric data on request.

Outgraze 50 - RGBW



Stromversorgung (120/240 V) und DMX-RDM-Schnittstelle integriert. Einbauhalterungen sind separat zu bestellen. Sandgestrahltes Glas.

Integrated 120/240V power supply and DMX-RDM interface. Installation brackets, to be ordered separately. Sandblasted glass.

Power Led: L600: 24W - 120-240V - DMX-RDM interface / L900: 33W - 120-240V - DMX-RDM interface / L1200: 43W 120-240V - DMX-RDM interface

Schaltplan Nr.12 S. 582 / Wiring diagram n.12 page 582

L 600

- F021MWKJ001
- F021MWKJ006
- F021MWKJ012
- F021MWKJ018
- F021MWKJ030
- F021MWKJ033

L 900

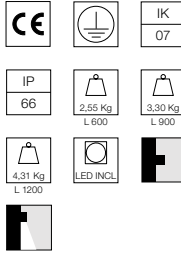
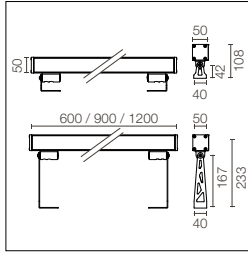
- F021MWLJ001
- F021MWLJ006
- F021MWLJ012
- F021MWLJ018
- F021MWLJ030
- F021MWLJ033

L 1200

- F021MWMJ001
- F021MWMJ006
- F021MWMJ012
- F021MWMJ018
- F021MWMJ030
- F021MWMJ033



Photometric data on request.



Stromquelle 120/240 V DALI integriert. Einbauhalterungen sind separat zu bestellen. Sandgestrahtes Glas.

120/240V DALI integrated power supply. Installation brackets, to be ordered separately. Sandblasted glass.

Power Led: L600: 13W - 1413 lm ≠ FIXT 722 lm - 2700K/CRI 80 - 120-240V / L900: 18,5W - 1669 lm ≠ FIXT 1082 lm - 2700K/CRI 80 - 120-240V / L1200: 23W - 2826 lm ≠ FIXT 1443 lm - 2700K/CRI 80 - 120-240V

Quick Install I H2O Stop Fast Connect - Schaltplan Nr.10 S. 582 / Wiring diagram n.10 page 582

L 600

- F021PTKD001
- F021PTKD006
- F021PTKD012
- F021PTKD018
- F021PTKD030
- F021PTKD033

Continuous Line I/O H2O Stop Fast Connect - Schaltplan Nr.11 S. 582 / Wiring diagram n.11 page 582

L 600

- F021QTKD001
- F021QTKD006
- F021QTKD012
- F021QTKD018
- F021QTKD030
- F021QTKD033

Quick Install I H2O Stop Fast Connect - Schaltplan Nr.10 S. 582 / Wiring diagram n.10 page 582

L 900

- F021PTLD001
- F021PTLD006
- F021PTLD012
- F021PTLD018
- F021PTLD030
- F021PTLD033

Continuous Line I/O H2O Stop Fast Connect - Schaltplan Nr.11 S. 582 / Wiring diagram n.11 page 582

L 900

- F021QTLD001
- F021QTLD006
- F021QTLD012
- F021QTLD018
- F021QTLD030
- F021QTLD033

Quick Install I H2O Stop Fast Connect - Schaltplan Nr.10 S. 582 / Wiring diagram n.10 page 582

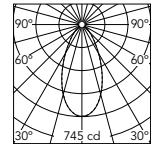
L 1200

- F021PTMD001
- F021PTMD006
- F021PTMD012
- F021PTMD018
- F021PTMD030
- F021PTMD033

Continuous Line I/O H2O Stop Fast Connect - Schaltplan Nr.11 S. 582 / Wiring diagram n.11 page 582

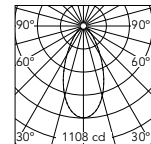
L 1200

- F021QTMD001
- F021QTMD006
- F021QTMD012
- F021QTMD018
- F021QTMD030
- F021QTMD033



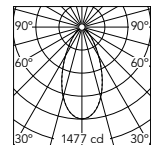
Beam Angle: 50°			
h(m)	E(lx)	D(m)	
1	745	0.94	
2	186	1.88	
3	83	2.82	
4	47	3.77	
5	30	4.71	

@4000K



Beam Angle: 50°			
h(m)	E(lx)	D(m)	
1	1108	0.94	
2	277	1.88	
3	123	2.82	
4	69	3.77	
5	44	4.71	

@4000K



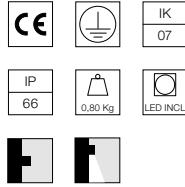
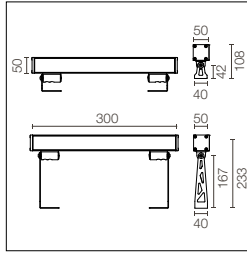
Beam Angle: 50°			
h(m)	E(lx)	D(m)	
1	1477	0.94	
2	369	1.88	
3	164	2.82	
4	92	3.77	
5	59	4.71	

@4000K

²Quick Install In H2O Stop Version: Vorinstallierter H2O Stop Plug&Play-Steckverbinder für eine schnell Verbindung (Zubehör für den Anschluss ist separat zu bestellen) / Prewired H2O Stop Plug&Play connector for an easy/rapid connection (connecting accessory to be ordered separately).

³Continuous Line In/Out H2O Stop Version: Vorinstallierte H2O Stop Plug&Play-Steckverbinder für eine einfache Linienverbindung (Zubehör für den Anschluss ist separat zu bestellen) / Prewired H2O Stop Plug&Play connectors for an easy in line connection (connecting accessory to be ordered separately).

Outgraze 50 Easy L 300 - Non Dimmable



Stromquelle
220/240 V integriert.
Einbauhalterungen sind
separat zu bestellen.
Sandgestrahtes Glas.

Integrated 220/240V power
supply. Installation brackets, to
be ordered separately.
Sandblasted glass.

Mid-power Led: 8W - 806 lm ≠ FIXT 310 lm - 2700K/CRI 80 - 220-240V / 8W - 876 lm ≠ FIXT 337 lm - 3000K/CRI 80 - 220-240V /
8W - 946 lm ≠ FIXT 364 lm - 4000K/CRI 80 - 220-240V

¹Standard - Schaltplan Nr.7 S. 581 / Wiring diagram n.7 page 581

2700K

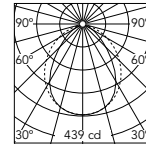
- F021G2JA001
- F021G2JA006
- F021G2JA012
- F021G2JA018
- F021G2JA030
- F021G2JA033

3000K

- F021G3JA001
- F021G3JA006
- F021G3JA012
- F021G3JA018
- F021G3JA030
- F021G3JA033

4000K

- F021G4JA001
- F021G4JA006
- F021G4JA012
- F021G4JA018
- F021G4JA030
- F021G4JA033



@4000K

Beam Angle: 90°

	h(m)	E(lx)	D(m)
1	439	1.67	
2	110	3.34	
3	49	5.00	
4	27	6.67	
5	18	8.34	

²Quick Install I H2O Stop Fast Connect - Schaltplan Nr.8 S. 581 / Wiring diagram n.8 page 581

2700K

- F021H2JA001
- F021H2JA006
- F021H2JA012
- F021H2JA018
- F021H2JA030
- F021H2JA033

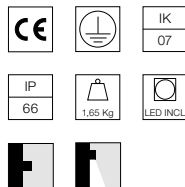
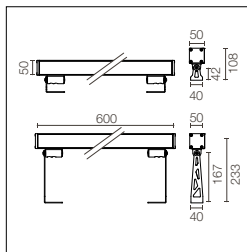
3000K

- F021H3JA001
- F021H3JA006
- F021H3JA012
- F021H3JA018
- F021H3JA030
- F021H3JA033

4000K

- F021H4JA001
- F021H4JA006
- F021H4JA012
- F021H4JA018
- F021H4JA030
- F021H4JA033

Outgraze 50 Easy L 600 - Non Dimmable



Stromquelle
220/240 V integriert.
Einbauhalterungen sind
separat zu bestellen.
Sandgestrahtes Glas.

Integrated 220/240V power
supply. Installation brackets, to
be ordered separately.
Sandblasted glass.

Mid-power Led: 14,5W - 1612 lm ≠ FIXT 620 lm - 2700K/CRI 80 - 220-240V / 14,5W - 1752 lm ≠ FIXT 674 lm - 3000K/CRI 80 - 220-240V /
14,5W - 1892 lm ≠ FIXT 728 lm - 4000K/CRI 80 - 220-240V

¹Standard - Schaltplan Nr.7 S. 581 / Wiring diagram n.7 page 581

2700K

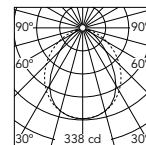
- F021G2KA001
- F021G2KA006
- F021G2KA012
- F021G2KA018
- F021G2KA030
- F021G2KA033

3000K

- F021G3KA001
- F021G3KA006
- F021G3KA012
- F021G3KA018
- F021G3KA030
- F021G3KA033

4000K

- F021G4KA001
- F021G4KA006
- F021G4KA012
- F021G4KA018
- F021G4KA030
- F021G4KA033



@4000K

Beam Angle: 90°

	h(m)	E(lx)	D(m)
1	338	1.67	
2	85	3.34	
3	38	5.00	
4	21	6.67	
5	14	8.34	

²Quick Install I H2O Stop Fast Connect - Schaltplan Nr.8 S. 581 / Wiring diagram n.8 page 581

2700K

- F021H2KA001
- F021H2KA006
- F021H2KA012
- F021H2KA018
- F021H2KA030
- F021H2KA033

3000K

- F021H3KA001
- F021H3KA006
- F021H3KA012
- F021H3KA018
- F021H3KA030
- F021H3KA033

4000K

- F021H4KA001
- F021H4KA006
- F021H4KA012
- F021H4KA018
- F021H4KA030
- F021H4KA033

³Continuous Line I/O H2O Stop Fast Connect - Schaltplan Nr.9 S. 581 / Wiring diagram n.9 page 581

2700K

- F021J2KA001
- F021J2KA006
- F021J2KA012
- F021J2KA018
- F021J2KA030
- F021J2KA033

3000K

- F021J3KA001
- F021J3KA006
- F021J3KA012
- F021J3KA018
- F021J3KA030
- F021J3KA033

4000K

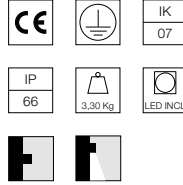
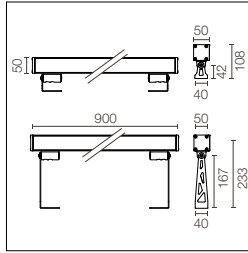
- F021J4KA001
- F021J4KA006
- F021J4KA012
- F021J4KA018
- F021J4KA030
- F021J4KA033

¹Standard Version: Ausgangskabelstück mit 1000 mm Länge (Zubehör für den Anschluss ist separat zu bestellen) / 1000 mm length prewired cable (connecting accessory to be separately ordered).

²Quick Install In H2O Stop Version: Vorinstallierter H2O Stop Plug&Play-Steckverbinder für eine schnell Verbindung (Zubehör für den Anschluss ist separat zu bestellen) / Prewired H2O Stop Plug&Play connector for an easy/rapid connection (connecting accessory to be ordered separately).

³Continuous Line In/Out H2O Stop Version: Vorinstallierte H2O Stop Plug&Play-Steckverbinder für eine einfache Linierverbindung (Zubehör für den Anschluss ist separat zu bestellen) / Prewired H2O Stop Plug&Play connectors for an easy in line connection (connecting accessory to be ordered separately).

Outgraze 50 Easy L 900 - Non Dimmable



Stromquelle
220/240 V integriert.
Einbauhalterungen sind
separat zu bestellen.
Sandgestrahtes Glas.

Integrated 220/240V power
supply. Installation brackets, to
be ordered separately.
Sandblasted glass.

Mid-power Led: 20W - 2418 lm \neq FIXT 930 lm - 2700K/CRI 80 - 220-240V / 20W - 2628 lm \neq FIXT 1011 lm - 3000K/CRI 80 - 220-240V /
20W - 2839 lm \neq FIXT 1092 lm - 4000K/CRI 80 - 220-240V

¹**Standard** - Schaltplan Nr.7 S. 581 / Wiring diagram n.7 page 581

2700K

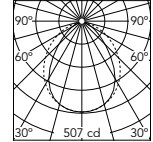
- F021G2LA001
- F021G2LA006
- F021G2LA012
- F021G2LA018
- F021G2LA030
- F021G2LA033

3000K

- F021G3LA001
- F021G3LA006
- F021G3LA012
- F021G3LA018
- F021G3LA030
- F021G3LA033

4000K

- F021G4LA001
- F021G4LA006
- F021G4LA012
- F021G4LA018
- F021G4LA030
- F021G4LA033



Beam Angle: 90°

h(m) E(b) D(m)

1 507 1.67

2 127 3.34

3 56 5.00

4 32 6.67

5 20 8.34

@4000K

²**Quick Install I H2O Stop Fast Connect** - Schaltplan Nr.8 S. 581 / Wiring diagram n.8 page 581

2700K

- F021H2LA001
- F021H2LA006
- F021H2LA012
- F021H2LA018
- F021H2LA030
- F021H2LA033

3000K

- F021H3LA001
- F021H3LA006
- F021H3LA012
- F021H3LA018
- F021H3LA030
- F021H3LA033

4000K

- F021H4LA001
- F021H4LA006
- F021H4LA012
- F021H4LA018
- F021H4LA030
- F021H4LA033

³**Continuous Line I/O H2O Stop Fast Connect** - Schaltplan Nr.9 S. 581 / Wiring diagram n.9 page 581

2700K

- F021J2LA001
- F021J2LA006
- F021J2LA012
- F021J2LA018
- F021J2LA030
- F021J2LA033

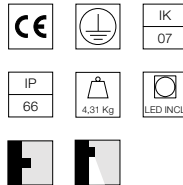
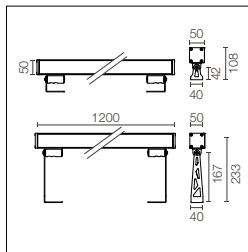
3000K

- F021J3LA001
- F021J3LA006
- F021J3LA012
- F021J3LA018
- F021J3LA030
- F021J3LA033

4000K

- F021J4LA001
- F021J4LA006
- F021J4LA012
- F021J4LA018
- F021J4LA030
- F021J4LA033

Outgraze 50 Easy L 1200 - Non Dimmable



Stromquelle
220/240 V integriert.
Einbauhalterungen sind
separat zu bestellen.
Sandgestrahtes Glas.

Integrated 220/240V power
supply. Installation brackets, to
be ordered separately.
Sandblasted glass.

Mid-power Led: 27W - 3224 lm \neq FIXT 1240 lm - 2700K/CRI 80 - 220-240V / 27W - 3505 lm \neq FIXT 1348 lm - 3000K/CRI 80 - 220-240V /
27W - 3785 lm \neq FIXT 1456 lm - 4000K/CRI 80 - 220-240V

¹**Standard** - Schaltplan Nr.7 S. 581 / Wiring diagram n.7 page 581

2700K

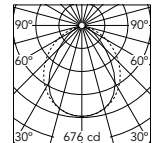
- F021G2MA001
- F021G2MA006
- F021G2MA012
- F021G2MA018
- F021G2MA030
- F021G2MA033

3000K

- F021G3MA001
- F021G3MA006
- F021G3MA012
- F021G3MA018
- F021G3MA030
- F021G3MA033

4000K

- F021G4MA001
- F021G4MA006
- F021G4MA012
- F021G4MA018
- F021G4MA030
- F021G4MA033



Beam Angle: 90°

h(m) E(b) D(m)

1 676 1.67

2 169 3.34

3 75 5.00

4 42 6.67

5 27 8.34

@4000K

²**Quick Install I H2O Stop Fast Connect** - Schaltplan Nr.8 S. 581 / Wiring diagram n.8 page 581

2700K

- F021H2MA001
- F021H2MA006
- F021H2MA012
- F021H2MA018
- F021H2MA030
- F021H2MA033

3000K

- F021H3MA001
- F021H3MA006
- F021H3MA012
- F021H3MA018
- F021H3MA030
- F021H3MA033

4000K

- F021H4MA001
- F021H4MA006
- F021H4MA012
- F021H4MA018
- F021H4MA030
- F021H4MA033

³**Continuous Line I/O H2O Stop Fast Connect** - Schaltplan Nr.9 S. 581 / Wiring diagram n.9 page 581

2700K

- F021J2MA001
- F021J2MA006
- F021J2MA012
- F021J2MA018
- F021J2MA030
- F021J2MA033

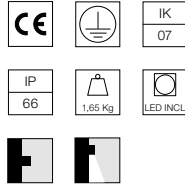
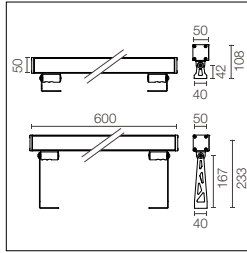
3000K

- F021J3MA001
- F021J3MA006
- F021J3MA012
- F021J3MA018
- F021J3MA030
- F021J3MA033

4000K

- F021J4MA001
- F021J4MA006
- F021J4MA012
- F021J4MA018
- F021J4MA030
- F021J4MA033

Outgraze 50 Easy L 600 - Dimmable DALI



Stromquelle
120/240 V integriert.
Einbauhalterungen sind
separat zu bestellen.
Sandgestrahtes Glas.

Integrated 120/240V power
supply. Installation brackets, to
be ordered separately.
Sandblasted glass.

Mid-power Led: 14,5W - 1440 lm ≠ FIXT 1106 lm - 2700K/CRI 80 - 120-240V / 14,5W - 1560 lm ≠ FIXT 1198 lm - 3000K/CRI 80 - 120-240V / 14,5W - 1680 lm ≠ FIXT 1290 lm - 4000K/CRI 80 - 120-240V

2Quick Install I H2O Stop Fast Connect - Schaltplan Nr.10 S.582 / Wiring diagram n.10 page 582

2700K

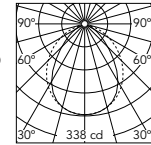
- F021G2KD001
- F021G2KD006
- F021G2KD012
- F021G2KD018
- F021G2KD030
- F021G2KD033

3000K

- F021G3KD001
- F021G3KD006
- F021G3KD012
- F021G3KD018
- F021G3KD030
- F021G3KD033

4000K

- F021G4KD001
- F021G4KD006
- F021G4KD012
- F021G4KD018
- F021G4KD030
- F021G4KD033



Beam Angle: 90°

h(m)	E(lx)	D(m)
1	338	1.67
2	85	3.34
3	38	5.00
4	21	6.67
5	14	8.34

@4000K

3Continuous Line I/O H2O Stop Fast Connect - Schaltplan Nr.11 S.582 / Wiring diagram n.11 page 582

2700K

- F021J2KD001
- F021J2KD006
- F021J2KD012
- F021J2KD018
- F021J2KD030
- F021J2KD033

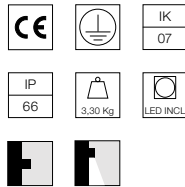
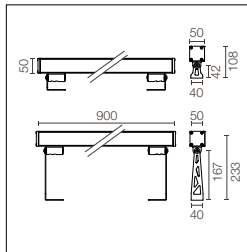
3000K

- F021J3KD001
- F021J3KD006
- F021J3KD012
- F021J3KD018
- F021J3KD030
- F021J3KD033

4000K

- F021J4KD001
- F021J4KD006
- F021J4KD012
- F021J4KD018
- F021J4KD030
- F021J4KD033

Outgraze 50 Easy L 900 - Dimmable DALI



Stromquelle
120/240 V integriert.
Einbauhalterungen sind
separat zu bestellen.
Sandgestrahtes Glas.

Integrated 120/240V power
supply. Installation brackets, to
be ordered separately.
Sandblasted glass.

Mid-power Led: 20W - 2418 lm ≠ FIXT 930 lm - 2700K/CRI 80 - 120-240V / 20W - 2628 lm ≠ FIXT 1011 lm - 3000K/CRI 80 - 120-240V / 20W - 2839 lm ≠ FIXT 1092 lm - 4000K/CRI 80 - 120-240V

2Quick Install I H2O Stop Fast Connect - Schaltplan Nr.10 S.582 / Wiring diagram n.10 page 582

2700K

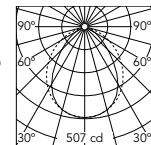
- F021G2LD001
- F021G2LD006
- F021G2LD012
- F021G2LD018
- F021G2LD030
- F021G2LD033

3000K

- F021G3LD001
- F021G3LD006
- F021G3LD012
- F021G3LD018
- F021G3LD030
- F021G3LD033

4000K

- F021G4LD001
- F021G4LD006
- F021G4LD012
- F021G4LD018
- F021G4LD030
- F021G4LD033



Beam Angle: 90°

h(m)	E(lx)	D(m)
1	507	1.67
2	127	3.34
3	56	5.00
4	32	6.67
5	20	8.34

@4000K

3Continuous Line I/O H2O Stop Fast Connect - Schaltplan Nr.11 S.582 / Wiring diagram n.11 page 582

2700K

- F021J2LD001
- F021J2LD006
- F021J2LD012
- F021J2LD018
- F021J2LD030
- F021J2LD033

3000K

- F021J3LD001
- F021J3LD006
- F021J3LD012
- F021J3LD018
- F021J3LD030
- F021J3LD033

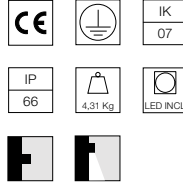
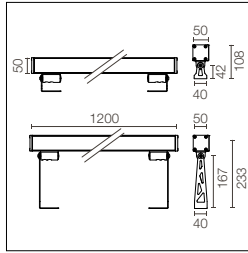
4000K

- F021J4LD001
- F021J4LD006
- F021J4LD012
- F021J4LD018
- F021J4LD030
- F021J4LD033

²Quick Install In H2O Stop Version: Vorinstallierter H2O Stop Plug&Play-Steckverbinder für eine schnell Verbindung (Zubehör für den Anschluss ist separat zu bestellen) / Wired H2O Stop Plug&Play connector for an easy/rapid connection (connecting accessory to be ordered separately).

³Continous Line In/Out H2O Stop Version: Vorinstallierte H2O Stop Plug&Play-Steckverbinder für eine einfache Linienverbindung (Zubehör für den Anschluss ist separat zu bestellen) / Prewired H2O Stop Plug&Play connectors for an easy in line connection (connecting accessory to be ordered separately).

Outgraze 50 Easy L 1200 - Dimmable DALI



Stromquelle
120/240 V integriert.
Einbauhalterungen sind
separat zu bestellen.
Sandgestrahltes Glas.

Integrated 120/240V power
supply. Installation brackets, to
be ordered separately.
Sandblasted glass.

Power Led: 27W - 3224 lm ≠ FIXT 1240 lm - 2700K/CRI 80 - 120-240V / 27W - 3505 lm ≠ FIXT 1348 lm - 3000K/CRI 80 - 120-240V / 27W - 3785 lm ≠ FIXT 1456 lm - 4000K/CRI 80 -120-240V

Quick Install I H2O Stop Fast Connect - Schaltplan Nr.10 S.582 / Wiring diagram n.10 page 582

2700K

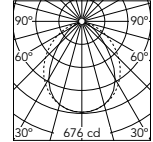
- F021G2MD001
- F021G2MD006
- F021G2MD012
- F021G2MD018
- F021G2MD030
- F021G2MD033

3000K

- F021G3MD001
- F021G3MD006
- F021G3MD012
- F021G3MD018
- F021G3MD030
- F021G3MD033

4000K

- F021G4MD001
- F021G4MD006
- F021G4MD012
- F021G4MD018
- F021G4MD030
- F021G4MD033



Beam Angle: 90°

h(m) E(lx) D(m)

1 676 1.67

2 169 3.34

3 75 5.00

4 42 6.67

5 27 8.34

@4000K

Continuous Line I/O H2O Stop Fast Connect - Schaltplan Nr.11 S.582 / Wiring diagram n.11 page 582

2700K

- F021J2MD001
- F021J2MD006
- F021J2MD012
- F021J2MD018
- F021J2MD030
- F021J2MD033

3000K

- F021J3MD001
- F021J3MD006
- F021J3MD012
- F021J3MD018
- F021J3MD030
- F021J3MD033

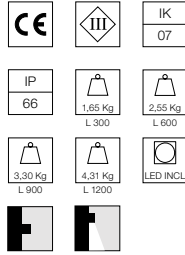
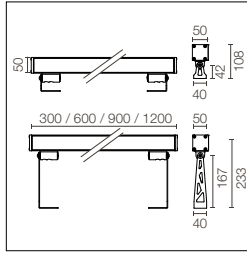
4000K

- F021J4MD001
- F021J4MD006
- F021J4MD012
- F021J4MD018
- F021J4MD030
- F021J4MD033

²Quick Install In H2O Stop Version: Vorinstallierter H2O Stop Plug&Play-Steckverbinder für eine schnelle Verbindung (Zubehör für den Anschluss ist separat zu bestellen) / Prewired H2O Stop Plug&Play connector for an easy/rapid connection (connecting accessory to be ordered separately).

³Continuous Line In/Out H2O Stop Version: Vorinstallierte H2O Stop Plug&Play-Steckverbinder für eine einfache Linienverbindung (Zubehör für den Anschluss ist separat zu bestellen) / Prewired H2O Stop Plug&Play connectors for an easy in line connection (connecting accessory to be ordered separately).

Outgraze 50 Easy - Tunable White DALI 2700K÷5700K



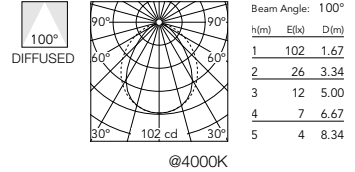
Fernspeisung 24 V und Einbauhalterungen separat zu bestellen.
Sandgestrahltes Glas.

24V remote power supply and installation brackets to be ordered separately.
Sandblasted glass.

Mid-power Led: L300: 6,5W - 572 lm ≠ FIXT 220 lm - 2700K/CRI 80 - 24V / L600: 11W - 1143 lm ≠ FIXT 440 lm - 2700K/CRI 80 - 24V / L900: 16W - 1715 lm ≠ FIXT 660 lm - 2700K/CRI 80 - 24V / L1200: 21W - 2286 lm ≠ FIXT 879 lm - 2700K/CRI 80 - 24V

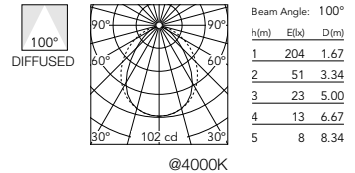
2Quick Install I H2O Stop Fast Connect - Schaltplan Nr.13 S. 583 / Wiring diagram n.13 page 583

- L 300**
- F021KTJD001
 - F021KTJD006
 - F021KTJD012
 - F021KTJD018
 - F021KTJD030
 - F021KTJD033



2Quick Install I H2O Stop Fast Connect - Schaltplan Nr.13 S. 583 / Wiring diagram n.13 page 583

- L 600**
- F021KTKD001
 - F021KTKD006
 - F021KTKD012
 - F021KTKD018
 - F021KTKD030
 - F021KTKD033

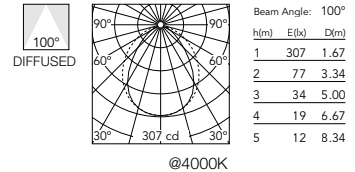


3Continuous Line I/O H2O Stop Fast Connect - Schaltplan Nr.14 S. 583 / Wiring diagram n.14 page 583

- L 600**
- F021LTKD001
 - F021LTKD006
 - F021LTKD012
 - F021LTKD018
 - F021LTKD030
 - F021LTKD033

2Quick Install I H2O Stop Fast Connect - Schaltplan Nr.13 S. 583 / Wiring diagram n.13 page 583

- L 900**
- F021KTLD001
 - F021KTLD006
 - F021KTLD012
 - F021KTLD018
 - F021KTLD030
 - F021KTLD033

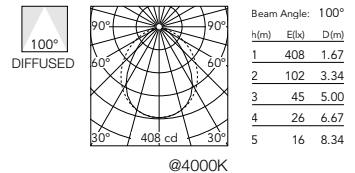


3Continuous Line I/O H2O Stop Fast Connect - Schaltplan Nr.14 S. 583 / Wiring diagram n.14 page 583

- L 900**
- F021LTLD001
 - F021LTLD006
 - F021LTLD012
 - F021LTLD018
 - F021LTLD030
 - F021LTLD033

2Quick Install I H2O Stop Fast Connect - Schaltplan Nr.13 S. 583 / Wiring diagram n.13 page 583

- L 1200**
- F021KTMD001
 - F021KTMD006
 - F021KTMD012
 - F021KTMD018
 - F021KTMD030
 - F021KTMD033



3Continuous Line I/O H2O Stop Fast Connect - Schaltplan Nr.14 S. 583 / Wiring diagram n.14 page 583

- L 1200**
- F021LTMD001
 - F021LTMD006
 - F021LTMD012
 - F021LTMD018
 - F021LTMD030
 - F021LTMD033

²Quick Install In H2O Stop Version: Vorinstallierter H2O Stop Plug&Play-Steckverbinder für eine schnell Verbindung (Zubehör für den Anschluss ist separat zu bestellen) / Prewired H2O Stop Plug&Play connector for an easy/rapid connection (connecting accessory to be ordered separately).

³Continuous Line In/Out H2O Stop Version: Vorinstallierte H2O Stop Plug&Play-Steckverbinder für eine einfache Linienverbindung (Zubehör für den Anschluss ist separat zu bestellen) / Prewired H2O Stop Plug&Play connectors for an easy in line connection (connecting accessory to be ordered separately).

Outgraze 50

Zubehör für alle Versionen / Accessories for all versions

Paar kurze Halterungen L 80 mm.	One pair of short brackets L 80 mm.	<ul style="list-style-type: none"> ○ F1203001 ● F1203006 ● F1203012 ● F1203018 ● F1203030 ● F1203033 	
Paar lange Halterungen L 200 mm.	One pair of long brackets L 200 mm.	<ul style="list-style-type: none"> ○ F1204001 ● F1204006 ● F1204012 ● F1204018 ● F1204030 ● F1204033 	
Verbindungssystem, IP68, 2-Wege-H2O-Antikondensat, 4-polig, (ø5,5÷12mm Kabel).	2 way terminal block 4 poles IP68 H2O Stop. (ø5,5÷12mm cable).	F990C00A000	 
Verbindungssystem, IP68, 3/4-Wege-H2O- Antikondensat, 4-polig, (ø5,5÷12mm Kabel).	3/4 way terminal block 4 poles IP68 H2O Stop. (ø5,5÷12mm cable).	F990C010000	
5-poliger Steckersatz mit fliegendem Stecker + EU- Stecker IP68.	Connector kit 5-pole flying socket + EU plug IP68.	F990C080000	
Kappe für Einbaustecker (auf dem Produkt), 4-5-polig.	Cap for panel (on the fixtures) plug connector 4-5 poles.	F021Z070000	




Outgraze 50

Zubehör für die Versionen Non Dimmable (220-240V) und Easy Non Dimmable (220-240V) / Accessories for Non Dimmable (220-240V) and Easy Non Dimmable (220-240V) versions

4-poliger Plug&Play- Steckverbinder.	Plug&play connector 4 poles.	F021Z010000	
Doppelter 4-poliger Plug&Play-Steckverbinder + Kabel L 600 mm.	Double plug&play connector 4 poles + cable 600 mm length.	F021Z020000	
4-poliger Plug&Play- Steckverbinder + Kabel L 5000 mm.	Plug&play connector 4 poles + cable 5000 mm length.	F021Z030000	





Outgraze 50

Zubehör für die Versionen Quick Install I H2O Stop, Continuous Line I/O H2O Stop und Easy Tunable White (24V) / Accessories for Quick Install I H2O Stop, Continuous Line I/O H2O Stop and Easy Tunable White (24V) versions

4-poliger Plug&Play- Steckverbinder.	Plug&play connector 4 poles.	F021Z010000	
Doppelter 4-poliger Plug&Play-Steckverbinder + Kabel L 600 mm. Klasse III.	Double plug&play connector 4 poles + cable 600 mm length. Class III.	F021Z090000	
4-poliger Plug&Play- Steckverbinder + Kabel L 5000 mm. Klasse III.	Plug&play connector 4 poles + cable 5000 mm length. Class III.	F021Z100000	


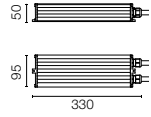

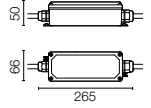

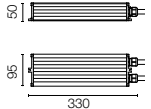
Outgraze 50

Zubehör für die Versionen Quick Install I H2O Stop, Continuous Line I/O H2O Stop Dimmable DALI, Easy Dimmable und Tunable White DALI (120-240V) / Accessories for Quick Install I H2O Stop, Continuous Line I/O H2O Stop Dimmable DALI, Easy Dimmable and Tunable White DALI (120-240V) versions

5-poliger Plug&Play-Steckverbinder.	Plug&play connector 5 poles.	F021Z040000	
5-poliger Plug&Play-Steckverbinder + Kabel L 5000 mm.	Plug&play connector 5 poles + cable 5000 mm lenght.	F021Z060000	
Doppelter 5-poliger Plug&Play-Steckverbinder + Kabel L 600 mm.	Double plug&play connector 5 poles + cable 600 mm lenght.	F021Z050000	
4-Wege-Abzweigdose 5-polig, IP68 (6-14 mm-Kabel).	4 way junction box 5 poles IP68 (6-14 mm cables).	F990C030000	




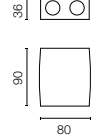

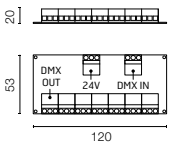

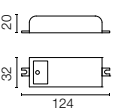

Outgraze 50

Stromversorgungen für Easy Tunable White DALI (24V)-Version / Powers supplies for Easy Tunable White DALI (24V) version

Netzgerät für den Feinbau 24V DC 50W / 120-240V IP67 Klasse II selv.	Power supply for remote installation 24V DC 50W / 120-240V IP67 Class II selv.	RF25755		
Netzgerät für den Feinbau 24V DC 70W / 220-240V IP67 Klasse II selv.	Power supply for remote installation 24V DC 70W / 220-240V IP67 Class II selv.	RF25749		
Netzgerät für den Feinbau 24V DC 96W / 120-240V IP67 Klasse II selv.	Power supply for remote installation 24V DC 96W / 120-240V IP67 Class II selv.	RF25756		

Outgraze 50

Zubehör für die RGB-RGBW-Verwaltung / Accessories for RGB-RGBW management

DMX-Controller; Dimmer-Schalter für Einbaudose. (60 mm Lochmitte).	DMX controller; dimmer switch for recessed box (60mm hole centres).	F990B10A000		
DMX Controller; Stand-Alone/PC-Schnittstelle.	DMX controller; stand-alone/pc interface.	F990B11A000		
DMX-Verteiler 512 - elektronisches Gerät zur Regenerierung des monodirektionalen DMX-Signal. 1 Eingang und 7 Ausgänge, 12-24 V Gleichstrom. Stromversorgung nicht enthalten.	DMX splitter 512 - electronic device to regenerate the monodirectional DMX signal 1 Input and 7 output, 12-24Vdc. Power supply not included.	F990B13A000		
Netzgerät 24V 10W / 110-240V IP20 Klasse II selv.	Power supply 24V 10W /110-240V IP20 Class II selv.	RF25747		
Geschirmtes DMX-Kabel mit konstantem Widerstand (110 Ohm).	DMX cable - shielded twisted pair with 110 Ohm constant impedance.	F990B12A000		

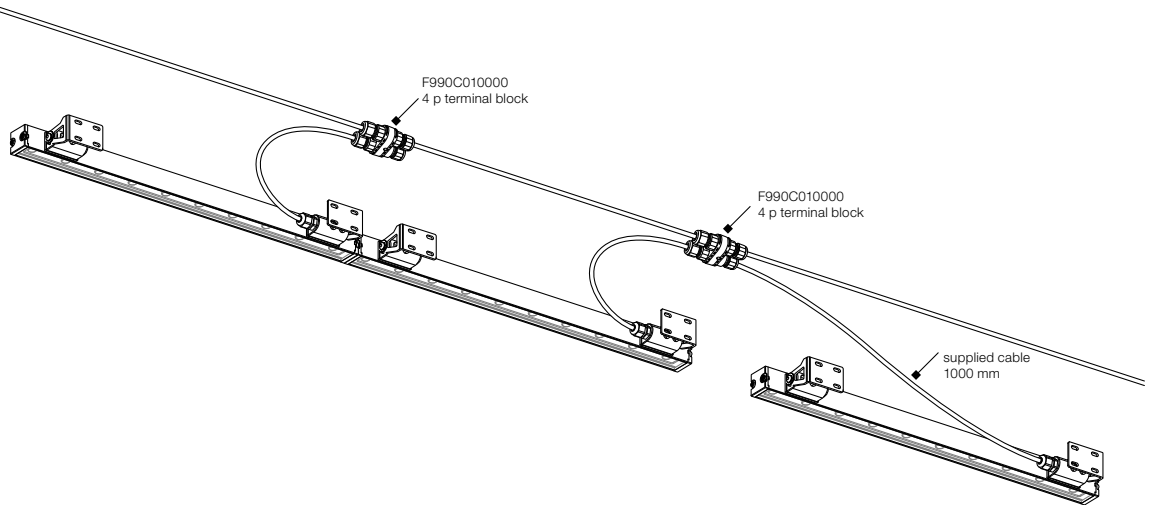
Outgraze 50

Non Dimmable and Easy Non Dimmable versions

Schaltplan Nr.7 / Wiring diagram n.7

Standard: Ausgangskabelstück mit 1000 mm Länge (Zubehör für den Anschluss ist separat zu bestellen) / 1000 mm lenght prewired cable (connecting accessory to be separately ordered)

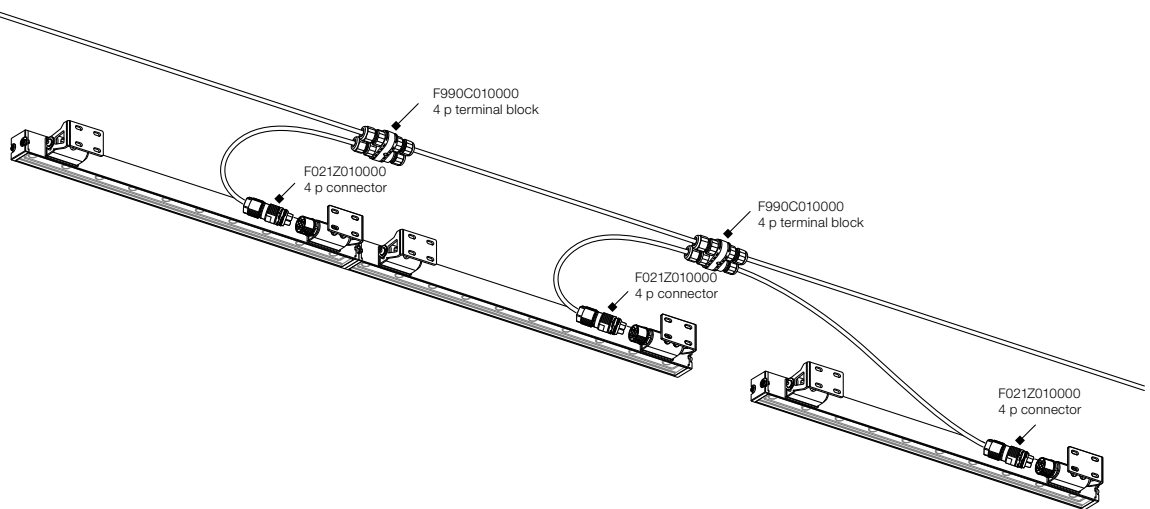
220-240V



Schaltplan Nr.8 / Wiring diagram n.8

Quick Install I H2O Stop Fast Connect: Vorinstallierter H2O Stop Plug&Play-Steckverbinder für eine schnell Verbindung (Zubehör für den Anschluss ist separat zu bestellen) / Prewired H2O Stop Plug&Play connector for an easy/rapid connection (connecting accessory to be ordered separately)

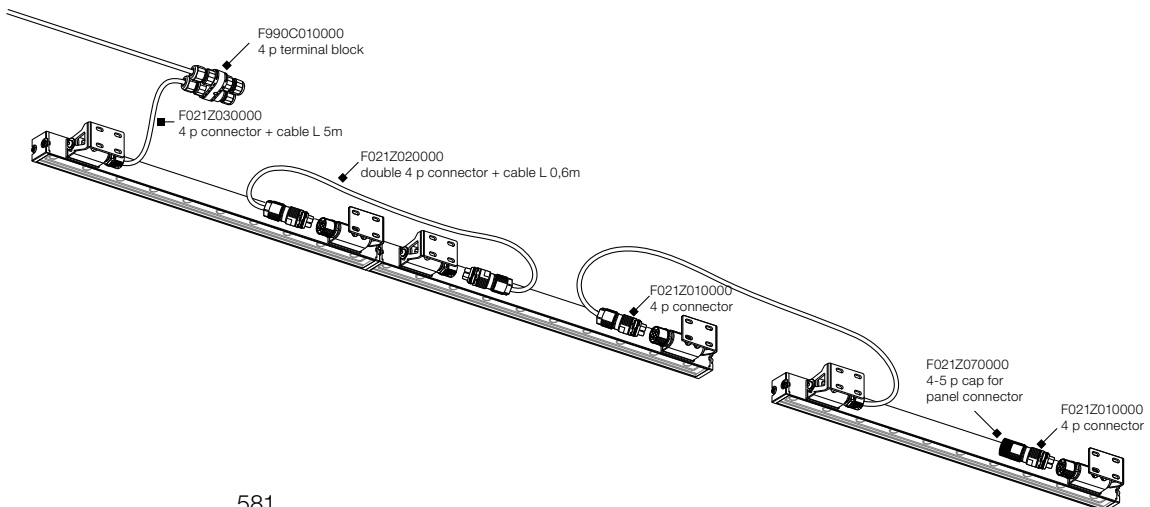
220-240V



Schaltplan Nr.9 / Wiring diagram n.9

Continuous Line I/O H2O Stop Fast Connect: Vorinstallierte H2O Stop Plug&Play-Steckverbinder für eine einfache Linienverbindung (Zubehör für den Anschluss ist separat zu bestellen) / Prewired H2O Stop Plug&Play connectors for an easy in line connection (connecting accessory to be ordered separately)

220-240V



Outgraze 50

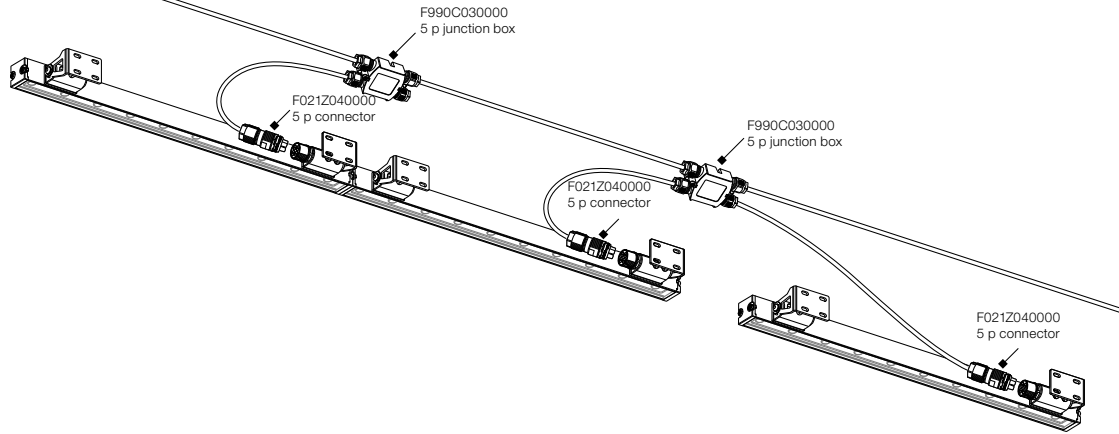
Standard Dimmable versions and Tunable White (120-240V) and Dimmable Easy versions

For Dimmable and Tunable White versions

Schaltplan Nr.10 / Wiring diagram n.10

Quick Install I H2O Stop: Vorinstallierter H2O Stop Plug&Play-Steckverbinder für eine schnell Verbindung (Zubehör für den Anschluss ist separat zu bestellen) /
Prewired H2O Stop Plug&Play connector for an easy/rapid connection (connecting accessory to be ordered separately)

120-240V

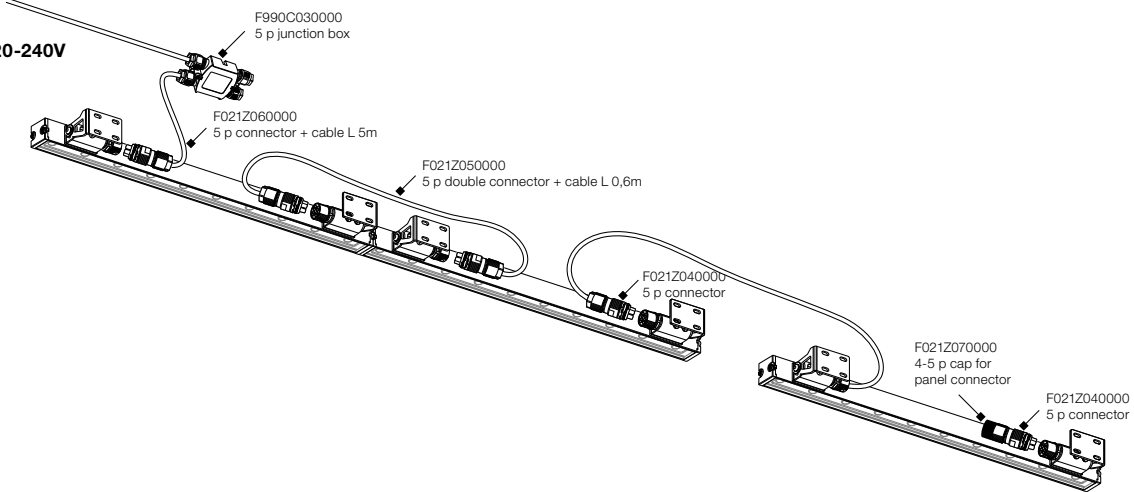


For Dimmable and Tunable White versions

Schaltplan Nr.11 / Wiring diagram n.11

Continuous Line I/O H2O Stop Fast Connect: Vorinstallierte H2O Stop Plug&Play-Steckverbinder für eine einfache Linienverbindung (Zubehör für den Anschluss ist separat zu bestellen) / Prewired H2O Stop Plug&Play connectors for an easy in line connection (connecting accessory to be ordered separately)

120-240V



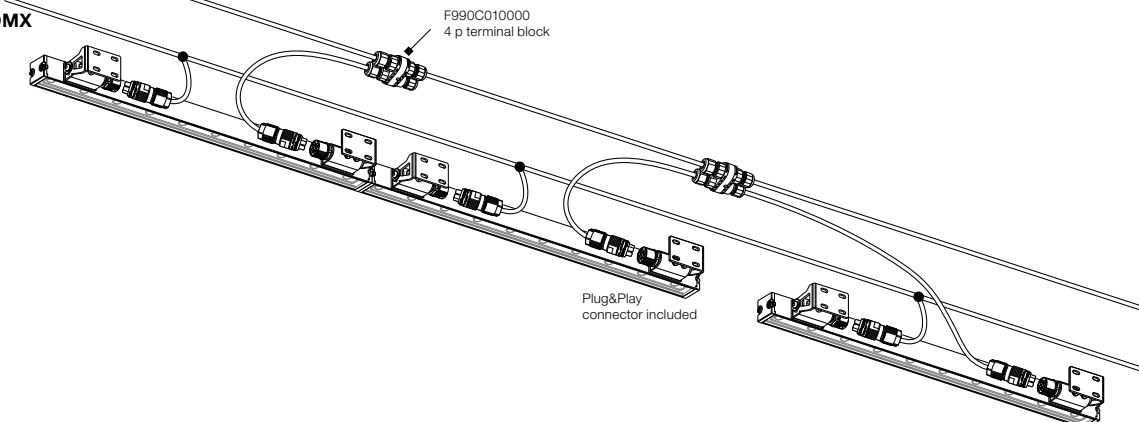
For RGB-RGBW versions

Schaltplan Nr.12 / Wiring diagram n.12

Vorinstallierte Plug&Play-Steckverbinder mit IP68-Schutzklasse / Prewired IP68 Plug&Play connectors

120-240V

BUS DMX

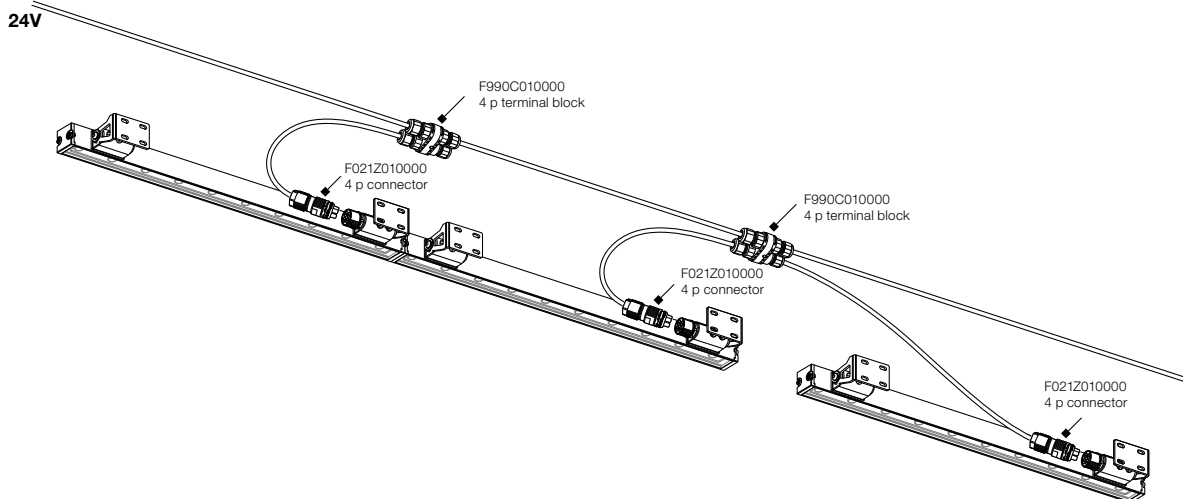


Easy Tunable White 24V versions

For Easy Tunable White versions

Schaltplan Nr.13 / Wiring diagram n.13

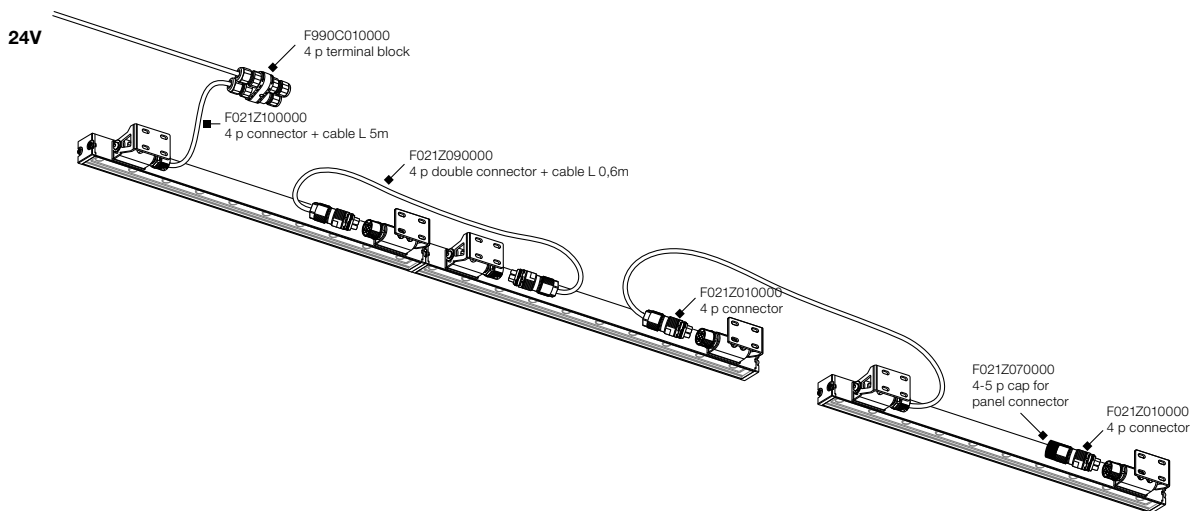
Quick Install I H2O Stop Fast Connect: Vorinstallierter H2O Stop Plug&Play-Steckverbinder für eine schnell Verbindung (Zubehör für den Anschluss ist separat zu bestellen) / Prewired H2O Stop Plug&Play connector for an easy/rapid connection (connecting accessory to be ordered separately)



For Easy Tunable White versions


Schaltplan Nr.14 / Wiring diagram n.14

Continuous Line I/O H2O Stop Fast Connect: Vorinstallierte H2O Stop Plug&Play-Steckverbinder für eine einfache Linienverbindung (Zubehör für den Anschluss ist separat zu bestellen) / Prewired H2O Stop Plug&Play connectors for an easy in line connection (connecting accessory to be ordered separately)



Tau







Tau L 354



Low Power Led

up to 3W
up to 231 lm - 2700K/CRI 80
up to 231 lm - 3000K/CRI 80
up to 231 lm - 4000K/CRI 80
* Net lumen output

Tau Opal L 354



Low Power Led

up to 3W
up to 118 lm - 2700K/CRI 80
up to 118 lm - 3000K/CRI 80
up to 118 lm - 4000K/CRI 80
* Net lumen output

Tau L 554



Low Power Led

up to 5W
up to 384 lm - 2700K/CRI 80
up to 384 lm - 3000K/CRI 80
up to 384 lm - 4000K/CRI 80
* Net lumen output

Tau Opal L 554



Low Power Led

up to 5W
up to 196 lm - 2700K/CRI 80
up to 196 lm - 3000K/CRI 80
up to 196 lm - 4000K/CRI 80
* Net lumen output

Tau L 1054



Low Power Led

up to 10W
up to 768 lm - 2700K/CRI 80
up to 768 lm - 3000K/CRI 80
up to 768 lm - 4000K/CRI 80
* Net lumen output

Tau Opal L 1054



Low Power Led

up to 10W
up to 392 lm - 2700K/CRI 80
up to 392 lm - 3000K/CRI 80
up to 392 lm - 4000K/CRI 80
* Net lumen output


Tau L 1554



Low Power Led

up to 15W
up to 1152 lm - 2700K/CRI 80
up to 1152 lm - 3000K/CRI 80
up to 1152 lm - 4000K/CRI 80
* Net lumen output

Tau Opal L 1554



Low Power Led

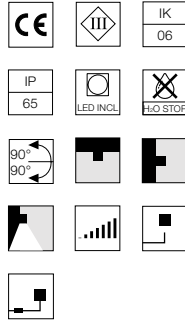
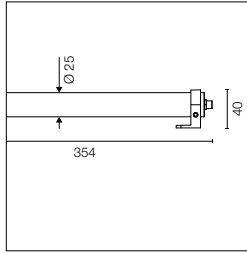
up to 15W
up to 589 lm - 2700K/CRI 80
up to 589 lm - 3000K/CRI 80
up to 589 lm - 4000K/CRI 80
* Net lumen output

Beschreibung / Description

Lineare Leuchte mit LED-Quelle zur Wand- oder Deckenmontage. Polycarbonat-Rohrstruktur mit Anti-UV-Filter. Erhältlich in vier Längen und opaler oder transparenter Ausführung. Mattierte Polycarbonat-Befestigungsbügel und eloxierte Aluminiumverschlüsse. Ausgestattet mit Schraubanschlüssen an den Rohrenden, die die Verwendung eines separat zu bestellenden Zuführungskabels erfordern. Sie wird mit einem 2 m langen Kabel für den direkten Anschluss an das Stromnetz oder mit zwei 8 cm oder 20 cm langen Kabeln für die Reihenschaltung geliefert. Maximale Länge für Reihenschaltung: 5 m. 24 V Gleichstrom Leuchte mit Fernstromversorgung, die separat bestellt werden muss.

Linear luminaire with LED light source, for installation on wall or ceiling. Polycarbonate tube structure with anti-UV filter. It is available in four lengths and opal or transparent finishes. Frosted polycarbonate fixing brackets and anodized aluminium closing caps. Equipped with screw connectors at the tube's ends which require the use of a feeding cable to be ordered separately. It is supplied with a 2 m cable for a direct connection to the power supply or two 8 cm or 20 cm cables for series connection. Maximum length for in series installation is 5 m. The 24 V dc luminaire is powered by a remote power supply to be ordered separately.

Tau L 354

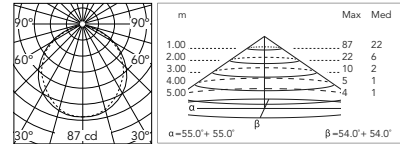


Inklusive LED-Lichtquelle.
Gewindeanschluss am
Rohrende. 24 V Gleichstrom-
Fernstromversorgung und
Einzel- oder Serienseisekabel
müssen separat bestellt werden.
Transparenter Polycarbonat-
Diffusor.
Dimmbar.

LED light source included.
Screw connector at the tube's
end. 24V dc remote electric
power supply and individual
or series feeding cables, to be
ordered separately
Transparent polycarbonate
diffuser.
Adjustable light intensity.

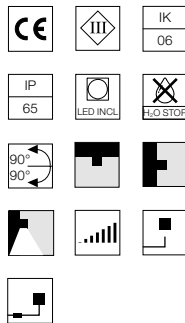
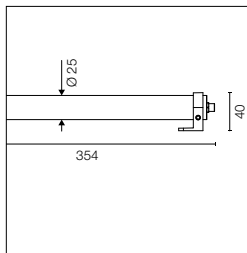
Low - Power Led: 3W - 255 lm ≠ OUTPUT 231 lm - 2700K/CRI 80 - 24Vdc / 3W - 255 lm ≠ OUTPUT 231 lm - 3000K/CRI 80 - 24Vdc / 3W - 255 lm ≠ OUTPUT 231 lm - 4000K/CRI 80 - 24Vdc

2700K FA523203 **3000K** FA523003 **4000K** FA523002



@ 4000K

Tau Opal L 354

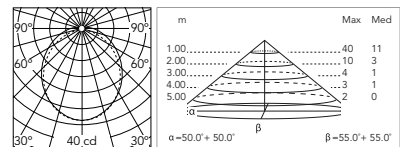


Inklusive LED-Lichtquelle.
Gewindeanschluss am
Rohrende. 24 V Gleichstrom-
Fernstromversorgung und
Einzel- oder Serienseisekabel
müssen separat bestellt werden.
Opaler Polycarbonat-Diffusor.
Dimmbar.

LED light source included.
Screw connector at the tube's
end. 24V dc remote electric
power supply and individual
or series feeding cables, to be
ordered separately. Adjustable
light intensity.
Opal polycarbonate diffuser.
Adjustable light intensity.

Low - Power Led: 3W - 255 lm ≠ OUTPUT 118 lm - 2700K/CRI 80 - 24Vdc / 3W - 255 lm ≠ OUTPUT 118 lm - 3000K/CRI 80 - 24Vdc / 3W - 255 lm ≠ OUTPUT 118 lm - 4000K/CRI 80 - 24Vdc

2700K FA523213 **3000K** FA523013 **4000K** FA523012



@ 4000K

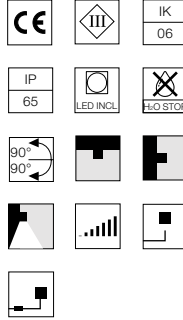
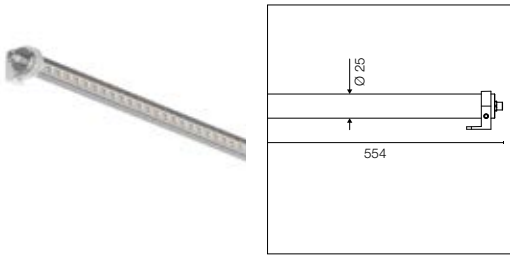
* Maximale Leuchten pro Stromversorgung / Maximum number of luminaires per power supply.

Maximale Leuchten pro Stromversorgung (220÷240 V). Diese Angaben müssen unter Berücksichtigung der spezifischen Installationsbedingungen überprüft werden.

Maximum number of luminaires per power supply. (220÷240 V). These data must be checked taking into account the specific installation conditions.

Acc. RF25754	2	Acc. RF26387.A	5
Acc. RF25748	2	Acc. RF25752	6
Acc. RF25747	3	Acc. RF25755	16
Acc. RF25757	3	Acc. RF25749	22
Acc. RF25750	5	Acc. RF25756	30
Acc. F990B21A000	5		

Tau L 554



Inklusive LED-Lichtquelle.
Gewindeanschluss am
Rohrende. 24 V Gleichstrom-
Fernstromversorgung und
Einzel- oder Serienseisekabel
müssen separat bestellt werden.
Transparenter Polycarbonat-
Diffusor.
Dimmbar.

LED light source included.
Screw connector at the tube's
end. 24V dc remote electric
power supply and individual
or series feeding cables, to be
ordered separately
Transparent polycarbonate
diffuser.
Adjustable light intensity.

Low - Power Led: 5W - 420 lm ≠ OUTPUT 384 lm - 2700K/CRI 80 - 24Vdc / 5W - 420 lm ≠ OUTPUT 384 lm - 3000K/CRI 80 - 24Vdc / 5W - 420 lm ≠ OUTPUT 384 lm - 4000K/CRI 80 - 24Vdc

2700K

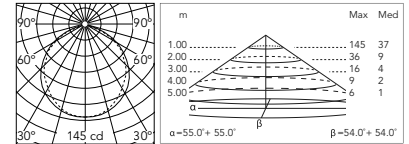
FA523223

3000K

FA523023

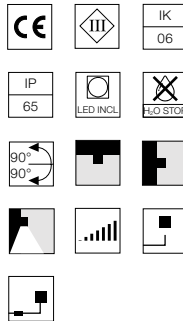
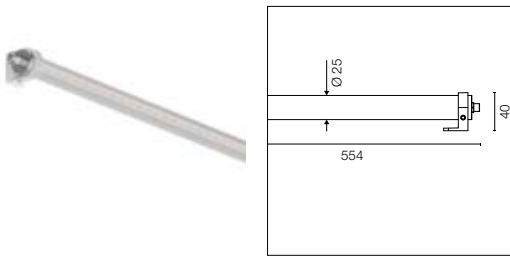
4000K

FA523022



@ 4000K

Tau Opal L 554



Inklusive LED-Lichtquelle.
Gewindeanschluss am
Rohrende. 24 V Gleichstrom-
Fernstromversorgung und
Einzel- oder Serienseisekabel
müssen separat bestellt werden.
Opaler Polycarbonat-Diffusor.
Dimmbar.

LED light source included.
Screw connector at the tube's
end. 24V dc remote electric
power supply and individual
or series feeding cables, to be
ordered separately. Adjustable
light intensity.
Opal polycarbonate diffuser.
Adjustable light intensity.

Low - Power Led: 5W - 420 lm ≠ OUTPUT 196 lm - 2700K/CRI 80 - 24Vdc / 5W - 420 lm ≠ OUTPUT 196 lm - 3000K/CRI 80 - 24Vdc / 5W - 420 lm ≠ OUTPUT 196 lm - 4000K/CRI 80 - 24Vdc

2700K

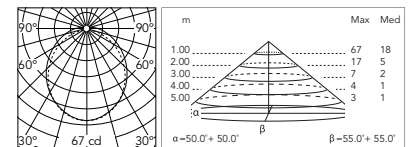
FA523233

3000K

FA523033

4000K

FA523032



@ 4000K

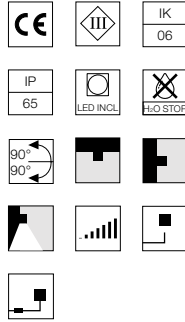
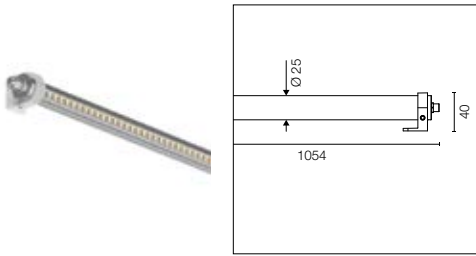
* Maximale Leuchten pro Stromversorgung / Maximum number of luminaires per power supply.

Maximale Leuchten pro Stromversorgung (220÷ 240 V). Diese Angaben müssen unter Berücksichtigung der spezifischen Installationsbedingungen überprüft werden.

Maximum number of luminaires per power supply. (220÷240 V). These data must be checked taking into account the specific installation conditions.

Acc. RF25754	1	Acc. RF26387.A	3
Acc. RF25748	1	Acc. RF25752	4
Acc. RF25747	2	Acc. RF25755	10
Acc. RF25757	2	Acc. RF25749	14
Acc. RF25750	3	Acc. RF25756	18
Acc. F990B21A000	3		

Tau L 1054

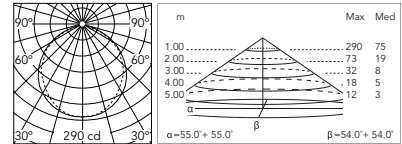


Inklusive LED-Lichtquelle.
Gewindeanschluss am
Rohrende. 24 V Gleichstrom-
Fernstromversorgung und
Einzel- oder Serienseisekabel
müssen separat bestellt werden.
Transparenter Polycarbonat-
Diffusor.
Dimmbar.

LED light source included.
Screw connector at the tube's
end. 24V dc remote electric
power supply and individual
or series feeding cables, to be
ordered separately
Transparent polycarbonate
diffuser.
Adjustable light intensity.

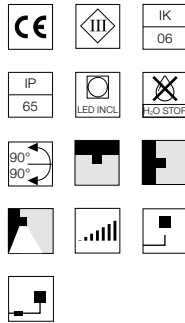
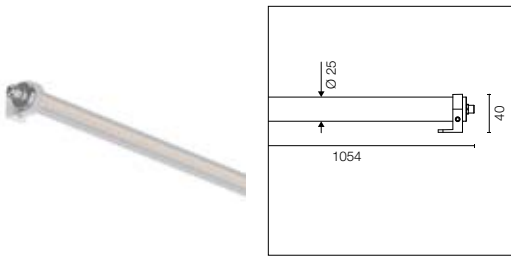
Low - Power Led: 10W - 840 lm ≠ OUTPUT 768 lm - 2700K/CRI 80 - 24Vdc / 10W - 840 lm ≠ OUTPUT 768 lm - 3000K/CRI 80 - 24Vdc / 10W - 840 lm ≠ OUTPUT 768 lm - 4000K/CRI 80 - 24Vdc

2700K FA523243 **3000K** FA523043 **4000K** FA523042



@ 4000K

Tau Opal L 1054

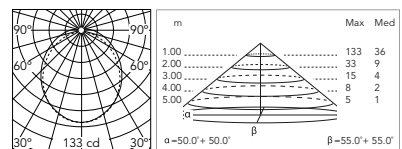


Inklusive LED-Lichtquelle.
Gewindeanschluss am
Rohrende. 24 V Gleichstrom-
Fernstromversorgung und
Einzel- oder Serienseisekabel
müssen separat bestellt werden.
Opaler Polycarbonat-Diffusor.
Dimmbar.

LED light source included.
Screw connector at the tube's
end. 24V dc remote electric
power supply and individual
or series feeding cables, to be
ordered separately. Adjustable
light intensity.
Opal polycarbonate diffuser.
Adjustable light intensity.

Low - Power Led: 10W - 840 lm ≠ OUTPUT 393 lm - 2700K/CRI 80 - 24Vdc / 10W - 840 lm ≠ OUTPUT 393 lm - 3000K/CRI 80 - 24Vdc / 10W - 840 lm ≠ OUTPUT 393 lm - 4000K/CRI 80 - 24Vdc

2700K FA523253 **3000K** FA523053 **4000K** FA523052

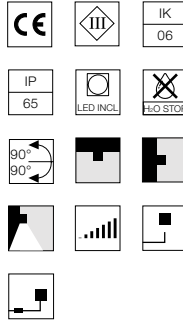
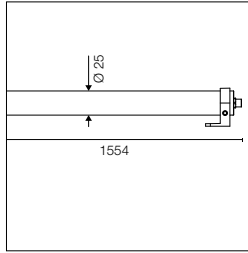


@ 4000K

* Maximale Leuchten pro Stromversorgung / Maximum number of luminaires per power supply.

Maximale Leuchten pro Stromversorgung (220÷240 V). Diese Angaben müssen unter Berücksichtigung der spezifischen Installationsbedingungen überprüft werden.	Maximum number of luminaires per power supply. (220÷240 V). These data must be checked taking into account the specific installation conditions.	Acc. RF25750	1	Acc. RF25755	5
		Acc. F990B21A000	1	Acc. RF25749	7
		Acc. RF26387.A	1	Acc. RF25756	9
		Acc. RF25752	2		

Tau L 1554



Inklusive LED-Lichtquelle.
Gewindeanschluss am
Rohrende. 24 V Gleichstrom-
Fernstromversorgung und
Einzel- oder Serienseisekabel
müssen separat bestellt werden.
Transparenter Polycarbonat-
Diffuser.
Dimmbar.

LED light source included.
Screw connector at the tube's
end. 24V dc remote electric
power supply and individual
or series feeding cables, to be
ordered separately
Transparent polycarbonate
diffuser.
Adjustable light intensity.

Low - Power Led: 15W - 1260 lm ≠ OUTPUT 1152 lm - 2700K/CRI 80 - 24Vdc / 15W - 1260 lm ≠ OUTPUT 1152 lm - 3000K/CRI 80 - 24Vdc / 15W - 41260 lm ≠ OUTPUT 1152 lm - 4000K/CRI 80 - 24Vdc

2700K

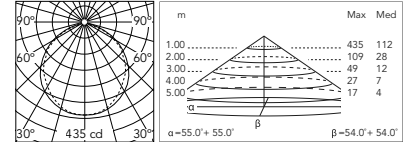
FA523263

3000K

FA523063

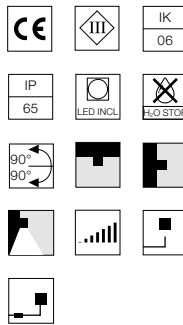
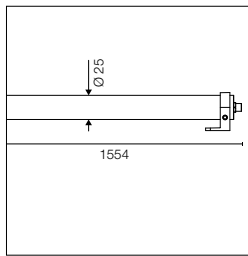
4000K

FA523062



@ 4000K

Tau Opal L 1554



Inklusive LED-Lichtquelle.
Gewindeanschluss am
Rohrende. 24 V Gleichstrom-
Fernstromversorgung und
Einzel- oder Serienseisekabel
müssen separat bestellt werden.
Opaler Polycarbonat-Diffuser.
Dimmbar.

LED light source included.
Screw connector at the tube's
end. 24V dc remote electric
power supply and individual
or series feeding cables, to be
ordered separately. Adjustable
light intensity.
Opal polycarbonate diffuser.
Adjustable light intensity.

Low - Power Led: 15W - 1260 lm ≠ OUTPUT 589 lm - 2700K/CRI 80 - 24Vdc / 15W - 1260 lm ≠ OUTPUT 589 lm - 3000K/CRI 80 - 24Vdc / 15W - 41260 lm ≠ OUTPUT 589 lm - 4000K/CRI 80 - 24Vdc

2700K

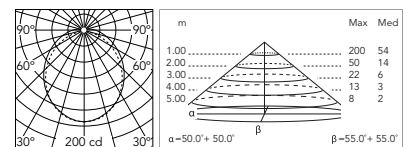
FA523273

3000K

FA523073

4000K

FA523072



@ 4000K

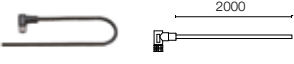

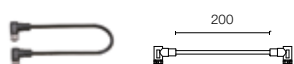
* Maximale Leuchten pro Stromversorgung / Maximum number of luminaires per power supply.

Maximale Leuchten pro Stromversorgung (220÷ 240 V). Diese Angaben müssen unter Berücksichtigung der spezifischen Installationsbedingungen überprüft werden.


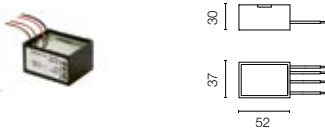

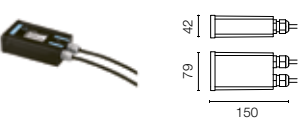



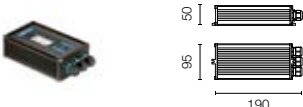

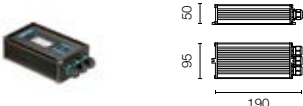
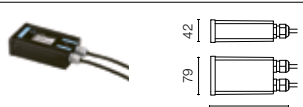
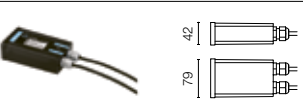
Maximum number of luminaires per power supply. (220÷240 V). These data must be checked taking into account the specific installation conditions.

Acc. RF25750	1	Acc. RF25755	3
Acc. F990B21A000	1	Acc. RF25749	4
Acc. RF26387.A	1	Acc. RF25756	6
Acc. RF25752	1		

Tau: Zubehörteile / Accessories

Kabel L. 2000 mm Einzelanschluss.	Supply cable L.2000mm Single connector.	FA172	
Kabel L.80mm Doppelanschluss.	Supply cable L.80mm Double connector.	FA173	
Kabel L.200mm Doppelanschluss.	Supply cable L.200mm Double connector.	FA174	

Tau: Treiber / Drivers

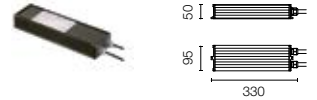
Stromversorgung Doppelfunktion Vout 24V Gleichstrom: 8 W/100÷240 V Iout 350 ma: 6x1 W/100÷240 V IP20 Klasse II Selv Eq.	Power supply dual function Vout 24Vdc: 8W/100÷240V Iout 350ma: 6x1W/100÷240V IP20 Class II Selv Eq.	Tau L 554 *RF25754	
Netzgerät 24V 8W / 110-240V IP65 Klasse II selv.	Power supply 24V 8W / 110- 240V IP65 Class II selv.	Tau L 554 *RF25748	
Netzgerät 24V 10W / 110- 240V IP20 Klasse II selv.	Power supply 24V 10W /110- 240V IP20 Class II selv.	Tau L 554 *RF25747	
Netzgerät 24V 10W / 110- 240V IP67 Klasse II selv.	Power supply 24V 10W / 110-240V IP67 Class II selv.	Tau L 554 *RF25757	
Netzgerät für den Feinbau 24Vdc 17W /N110-240V (15W@110V) IP20 Klasse II selv.	Power supply for remote installation 24Vdc 17W / 110-240V (15W@110V) IP20 Class II selv.	*RF25750  Dimmable Push-Dim Or 1-10V See Wiring Diagram n.4. Page 788.	
Netzgerät 17W/110÷240V - 24Vdc (15W@110V) IP67 Klasse II selv.	Power supply 17W/110÷240V - 24Vdc (15W@110V) IP67 Class II Selv.	*F990B21A000  Dimmable Push-Dim Or 1-10V See Wiring Diagram n.4. Page 788.	
Netzgerät für den Feinbau 24Vdc 20W / 110-240Vdc (15W@110V) IP67 Klasse II selv.	Power supply for remote installation 24Vdc 20W / 110-240Vdc (15W@110V) IP67 Class II selv.	*RF26387.A  Dimmable DALI See Wiring Diagram n.4. Page 788.	
Netzgerät für den Feinbau 24Vdc 20W / 220- 240V IP67 Klasse II selv.	Power supply for remote installation 24Vdc 20W / 220- 240V IP67 Class II selv.	*RF25752	
Netzgerät 24Vdc 35W / 120- 270V IP67 Klasse II selv.	Power supply 24Vdc 35W / 120-270V IP67 Class II selv.	F990B23AZ00	

Tau: Treiber / Drivers

Netzgerät für den Feinbau
24Vdc 50W / 120-240V IP67
Klasse II selv.

Power supply for remote
installation 24Vdc 50W / 120-
240V IP67 Class II selv.

*RF25755



Netzgerät für den Feinbau
24Vdc 70W / 220-240V IP67
Klasse II selv.

Power supply for remote
installation 24Vdc 70W / 220-
240V IP67 Class II selv.

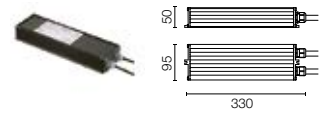
*RF25749



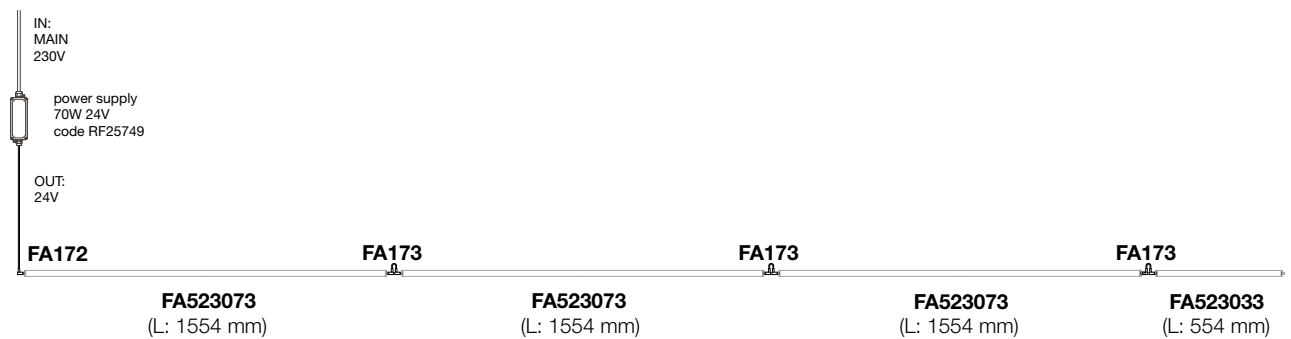
Netzgerät für den Feinbau
24Vdc 96W / 120-240V IP67
Klasse II selv.

Power supply for remote
installation 24Vdc 96W / 120-
240V IP67 Class II selv.

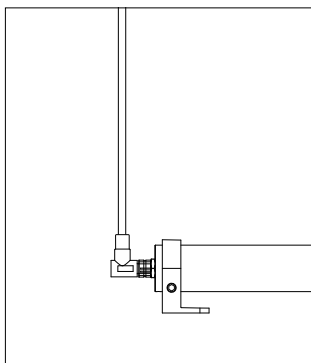
*RF25756



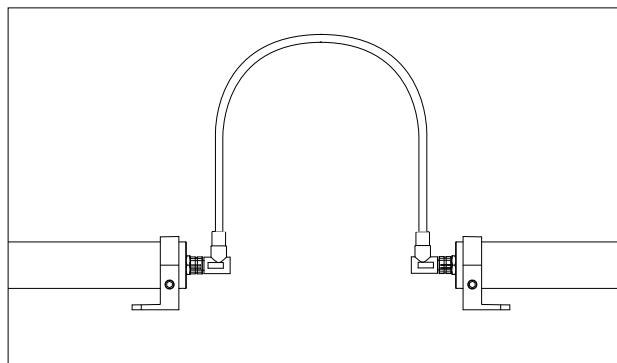
Installationsbeispiel / Example of configuration



Maximale Länge 5 m / Max length in continuous 5mt



Acc. FA172



Acc. FA173

Cielo



Cielo





Familie / Family

Cielo L 645



Power Led

up to 16W
up to 1222 lm - 2700K/CRI 80
up to 1314 lm - 3000K/CRI 80
up to 1423 lm - 4000K/CRI 80

* Net lumen output

2200K available on request.

Cielo L 1245



Power Led

up to 32W
up to 2444 lm - 2700K/CRI 80
up to 2628 lm - 3000K/CRI 80
up to 2847 lm - 4000K/CRI 80

* Net lumen output

2200K available on request.

Cielo Opal L 645 RGB



RGB - Power Led

up to 26W

* Net lumen output

Cielo Opal L 1245 RGB



RGB - Power Led

up to 48W

* Net lumen output

Ausführungen / Colours



06 Grey

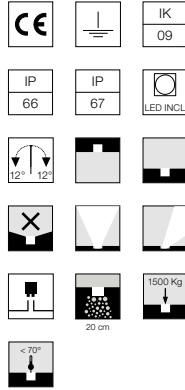
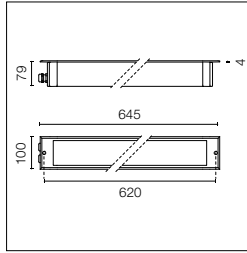


33 Anthracite

Beschreibung / Description

Lineare begehbare Bodeneinbauleuchte. Sie kann auch an der Wand oder an der Decke mit einer speziellen Anschlussdose und in einer Zwischendecke mit einer speziellen Struktur montiert werden. Gehäuse aus stranggepresstem Aluminium mit Doppelkopf aus Aluminiumdruckguss EN AB-47100 (mit geringem Kupferanteil). 8 mm starker Diffusor aus gehärtetem Glas, transparent oder mattiert, mit Siebdruckkante und mit einem Roboterklebesystem befestigt. Die Leuchte ist mit zwei M20 Plastik-Kabelführungen verkabelt. Angebracht an einem der Enden, verbinden sie die Leuchte mit dem elektrischen Modul, das auf einer abnehmbaren Platte befestigt ist. Der schwenkbare Strahler auf der vertikalen Achse erleichtert die Ausrichtung des Lichtstrahls. Die Serie wird mit der RGB-Version vervollständigt, die die Kreation farbiger Lichtszenarien ermöglicht. In dieser Version hat die Leuchte zwei Kabelanzeigen für einen einfacheren Anschluss. Die Montage benötigt eine spezifische Dose, die separat bestellt werden muss. Um Wasseransammlung zu vermeiden, muss der untere Teil der Dose mit einer Schicht aus abfließendem Material oder einem anderen Abflusssystem isoliert werden. Um den Erhalt der Kabelführung zu gewährleisten, wird empfohlen, flexible Elektrokabel zu verwenden, die für den Außeneinsatz geeignet sind.

Linear ground-recessed walkable luminaire. It can also be wall or ceiling mounted with a specific junction box and in a false ceiling with a specific structure. Extruded aluminum body with EN AB-47100 die cast aluminum double header (with low copper content). 8mm thick tempered glass diffuser, transparent or frosted, with silkscreen edge and attached with a robotic gluing system. The luminaire is cabled with two M20 plastic cable guides. Set at one of the ends, they connect the luminaire with the electric module fixed on a removable panel. The tilting spotlight on the vertical axis facilitates the direction of the light beam. To complete the series, there's also the RGB version which allows the creation of colored light sceneries. In this version, the luminaire has two cable indicators for an easier connection. The installation requires a specific box that needs to be ordered separately. To avoid water stagnation, the bottom part of said box needs to be isolated with a layer of draining material or another drain system. To ensure the preservation of the cable guide it's recommended to use flexible electric cables suitable for exterior use.



Inklusive LED-Quelle. Integrierte Stromversorgung 220-240 V ON/OFF und dimmbar 1-10 V oder DALI. Einstellung auf der vertikalen Achse: max. 12°. Die nötige Anschlussdose oder die Struktur für die Montage auf Gipskarton müssen separat bestellt werden. Mit zwei M20 Kabelführungen (6ϕ<math><12</math> mm Kabel) für den Anschluss zum wasserdichten elektrischen Modul. Extraklares transparentes Glas.

LED source included. Integrated power supply 220-240V ON/OFF and dimmable 1-10V or DALI. Adjustment on the vertical axis: max. 12°. The necessary junction box or the structure for plasterboard installation need to be ordered separately. With two M20 cable guides (6ϕ<math><12</math> mm cables) for the connection to the watertight electrical module. Extraclear transparent glass.

2200K auf Anfrage erhältlich.

2200K available on request.

Optic Spot 10°

Power Led: 16W - 1339 lm \neq OUTPUT 1222 lm - 2700K/CRI 80 - 220÷240V / 16W - 1440 lm \neq OUTPUT 1314 lm - 3000K/CRI 80 - 220÷240V / 16W - 1560 lm \neq OUTPUT 1423 lm - 4000K/CRI 80 - 220÷240V

2700K

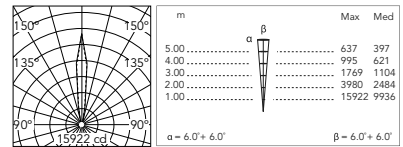
- Non Dimmable
- FA94851206
- FA94851233
- 1-10V
- FA94851206-310
- FA94851233-310
- Dali
- FA94851206-300
- FA94851233-300

3000K

- Non Dimmable
- FA94831206
- FA94831233
- 1-10V
- FA94831206-310
- FA94831233-310
- Dali
- FA94831206-300
- FA94831233-300

4000K

- Non Dimmable
- FA941861206
- FA941861233
- 1-10V
- FA941861206-310
- FA941861233-310
- Dali
- FA941861206-300
- FA941861233-300



Optic Medium 45°

Power Led: 16W - 1339 lm \neq OUTPUT 1071 lm - 2700K/CRI 80 - 220÷240V / 16W - 1440 lm \neq OUTPUT 1152 lm - 3000K/CRI 80 - 220÷240V / 16W - 1560 lm \neq OUTPUT 1248 lm - 4000K/CRI 80 - 220÷240V

2700K

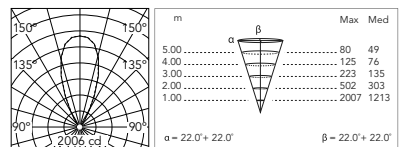
- Non Dimmable
- FA94851306
- FA94851333
- 1-10V
- FA94851306-310
- FA94851333-310
- Dali
- FA94851306-300
- FA94851333-300

3000K

- Non Dimmable
- FA94831306
- FA94831333
- 1-10V
- FA94831306-310
- FA94831333-310
- Dali
- FA94831306-300
- FA94831333-300

4000K

- Non Dimmable
- FA941861306
- FA941861333
- 1-10V
- FA941861306-310
- FA941861333-310
- Dali
- FA941861306-300
- FA941861333-300



Elliptical Optic - 12°+ 54°

Power Led: 16W - 1339 lm \neq OUTPUT 1074 lm - 2700K/CRI 80 - 220÷240V / 16W - 1440 lm \neq OUTPUT 1155 lm - 3000K/CRI 80 - 220÷240V / 16W - 1560 lm \neq OUTPUT 1251 lm - 4000K/CRI 80 - 220÷240V

2700K

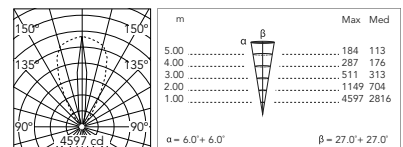
- Non Dimmable
- FA948513106
- FA948513133
- 1-10V
- FA948513106-310
- FA948513133-310
- Dali
- FA948513106-300
- FA948513133-300

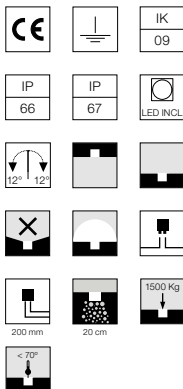
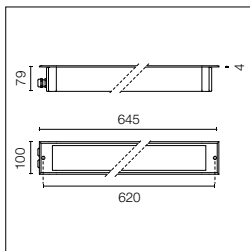
3000K

- Non Dimmable
- FA948313106
- FA948313133
- 1-10V
- FA948313106-310
- FA948313133-310
- Dali
- FA948313106-300
- FA948313133-300

4000K

- Non Dimmable
- FA9418613106
- FA9418613133
- 1-10V
- FA9418613106-310
- FA9418613133-310
- Dali
- FA9418613106-300
- FA9418613133-300





Inklusive RGB LED-Quelle. Elektrische Stromversorgung 220-240 V mit integrierter DMX-RDM Schnittstelle. Einstellung auf der vertikalen Achse: max. 12°. Die nötige Anschlussdose oder die Struktur für die Montage auf Gipskarton müssen separat bestellt werden. Ausgestattet mit zwei 200 mm überstehenden Neoprenkabeln und einem Set mit Crimpverbindern und selbstklebenden Schrumpfschläuchen, die die Dichtigkeit des Anschlusses garantieren.

RGB LED source included. Electrical power supply 220-240V with integrated DMX-RDM interface. Adjustment on the vertical axis: max. 12°. The necessary junction box or the structure for plasterboard installation need to be ordered separately. Equipped with two 200mm protruding sections of neoprene cable and a kit with crimpable connectors and adhesive heat-shrinkable sleeves that guarantee the tightness of the connection. Frosted glass.

RGB Power Led: 26W - 220÷240V

RGB

- FA941871306
- FA941871333

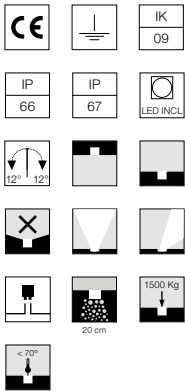
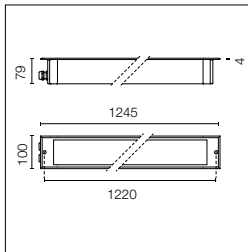
Photometric data on request.

Kabeldiagramm und RGB-System-Installation.

Siehe Kabeldiagramm Nr.8, Seite 791.

Wiring diagram and installation scheme RGB.

See Wiring Diagram n.8 Page 791.



Inklusive LED-Quelle. Integrierte Stromversorgung 220-240 V ON/OFF und dimmbar 1-10 V oder DALI. Einstellung auf der vertikalen Achse: max. 12°. Die nötige Anschlussdose oder die Struktur für die Montage auf Gipskarton müssen separat bestellt werden. Mit zwei M20 Kabelführungen (6ϕ<math><12</math> mm Kabel) für den Anschluss zum wasserdichten elektrischen Modul. Extraklares transparentes Glas.

LED source included. Integrated power supply 220-240V ON/OFF and dimmable 1-10V or DALI. Adjustment on the vertical axis: max. 12°. The necessary junction box or the structure for plasterboard installation need to be ordered separately. With two M20 cable guides (6ϕ<math><12</math> mm cables) for the connection to the watertight electrical module. Extraclear transparent glass.

2200K auf Anfrage erhältlich.

2200K available on request.

Optic Spot 10°

Power Led: 32W - 2678 lm \neq OUTPUT 2444 lm - 2700K/CRI 80 - 220÷240V / 32W - 2880 lm \neq OUTPUT 2628 lm - 3000K/CRI 80 - 220÷240V / 32W - 3120 lm \neq OUTPUT 2847 lm - 4000K/CRI 80 - 220÷240V

2700K

Non Dimmable

- FA94861206
- FA94861233
- 1-10V
- FA94861206-310
- FA94861233-310
- Dali
- FA94861206-300
- FA94861233-300

3000K

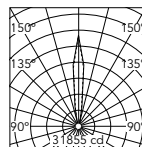
Non Dimmable

- FA94801206
- FA94801233
- 1-10V
- FA94801206-310
- FA94801233-310
- Dali
- FA94801206-300
- FA94801233-300

4000K

Non Dimmable

- FA941881206
- FA941881233
- 1-10V
- FA941881206-310
- FA941881233-310
- Dali
- FA941881206-300
- FA941881233-300



m	Max	Med
5.00	1274	795
4.00	1991	1242
3.00	3539	2209
2.00	7964	4970
1.00	31855	19878

$\alpha = 6.0^\circ + 6.0^\circ$ $\beta = 6.0^\circ + 6.0^\circ$

@ 4000K

Optic Medium 45°

Power Led: 32W - 2678 lm \neq OUTPUT 2142 lm - 2700K/CRI 80 - 220÷240V / 32W - 2880 lm \neq OUTPUT 2303 lm - 3000K/CRI 80 - 220÷240V / 32W - 3120 lm \neq OUTPUT 2495 lm - 4000K/CRI 80 - 220÷240V

2700K

Non Dimmable

- FA94861306
- FA94861333
- 1-10V
- FA94861306-310
- FA94861333-310
- Dali
- FA94861306-300
- FA94861333-300

3000K

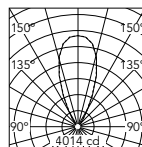
Non Dimmable

- FA94801306
- FA94801333
- 1-10V
- FA94801306-310
- FA94801333-310
- Dali
- FA94801306-300
- FA94801333-300

4000K

Non Dimmable

- FA941881306
- FA941881333
- 1-10V
- FA941881306-310
- FA941881333-310
- Dali
- FA941881306-300
- FA941881333-300



m	Max	Med
5.00	161	97
4.00	251	152
3.00	446	270
2.00	1004	607
1.00	4014	2426

$\alpha = 22.0^\circ + 22.0^\circ$ $\beta = 22.0^\circ + 22.0^\circ$

@ 4000K

Elliptical Optic - 12°+ 54°

Power Led: 32W - 2678 lm \neq OUTPUT 2148 lm - 2700K/CRI 80 - 220÷240V / 32W - 2880 lm \neq OUTPUT 2310 lm - 3000K/CRI 80 - 220÷240V / 32W - 3120 lm \neq OUTPUT 2503 lm - 4000K/CRI 80 - 220÷240V

2700K

Non Dimmable

- FA948613106
- FA948613133
- 1-10V
- FA948613106-310
- FA948613133-310
- Dali
- FA948613106-300
- FA948613133-300

3000K

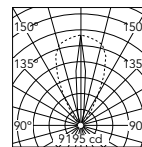
Non Dimmable

- FA948013106
- FA948013133
- 1-10V
- FA948013106-310
- FA948013133-310
- Dali
- FA948013106-300
- FA948013133-300

4000K

Non Dimmable

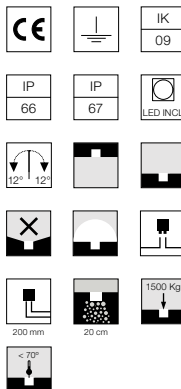
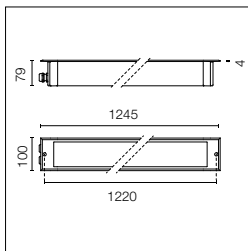
- FA9418813106
- FA9418813133
- 1-10V
- FA9418813106-310
- FA9418813133-310
- Dali
- FA9418813106-300
- FA9418813133-300



m	Max	Med
5.00	368	225
4.00	575	352
3.00	1022	626
2.00	2299	1408
1.00	9195	5632

$\alpha = 6.0^\circ + 6.0^\circ$ $\beta = 27.0^\circ + 27.0^\circ$

@ 4000K



Inklusive RGB LED-Quelle. Elektrische Stromversorgung 220-240 V mit integrierter DMX-RDM Schnittstelle. Einstellung auf der vertikalen Achse: max. 12°. Die nötige Anschlussdose oder die Struktur für die Montage auf Gipskarton müssen separat bestellt werden. Ausgestattet mit zwei 200 mm überstehenden Neoprenkabeln und einem Set mit Crimpverbindern und selbstklebenden Schrumpfschläuchen, die die Dichtigkeit des Anschlusses garantieren.

RGB LED source included. Electrical power supply 220-240V with integrated DMX-RDM interface. Adjustment on the vertical axis: max. 12°. The necessary junction box or the structure for plasterboard installation need to be ordered separately. Equipped with two 200mm protruding sections of neoprene cable and a kit with crimpable connectors and adhesive heat-shrinkable sleeves that guarantee the tightness of the connection. Frosted glass.

RGB Power Led: 48W - 220÷240V

RGB

- FA941891306
- FA941891333

Photometric data on request.


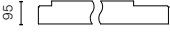
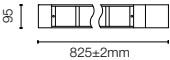

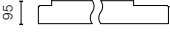


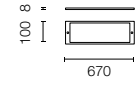

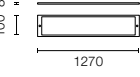
Kabeldiagramm und RGB-System-Installation.

Siehe Kabeldiagramm Nr.8, Seite 791.

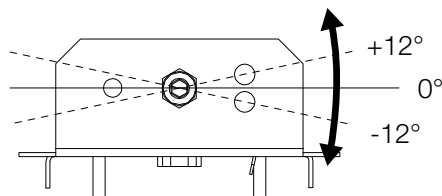
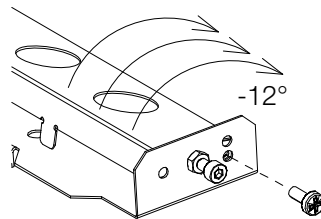
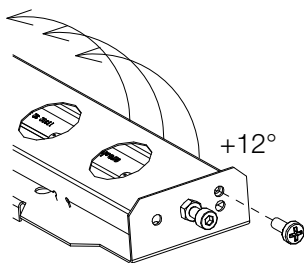
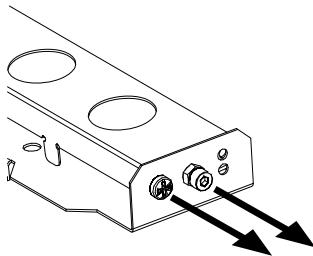
Wiring diagram and installation scheme RGB.

See Wiring Diagram n.8 Page 791.

Cielo: Zubehörteile / Accessories

Einbaugehäuse.	Box for installation.	Cielo L 645 FA71		 95  825±2mm
Einbaugehäuse.	Box for installation.	Cielo L 1245 FA72		 95  1425±2mm
Rahmen für Deckeneinbaumontage	Frame for recessed installation in the ceiling	Cielo L 645 FA81		 100 670
Rahmen für Deckeneinbaumontage	Frame for recessed installation in the ceiling	Cielo L 1245 FA82		 100 1270

Adjustability LED

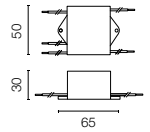


Cielo: Zubehörteile / Accessories

Überspannungsschutzgerät.
275 Vac. Maximaler
Entladestrom 10KA
(8 / 20us). Maximaler
Betriebsstrom 5A. Geeignet
für Reihenschaltung. IP66.

Surge protection device.
275Vac. Maximum discharge
current 10KA (8/20us).
Maximum operating current
5A. Suitable for series
connection. IP66.

F990E00A000

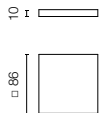


Cielo RGB: Zubehörteile / Accessories

DMX-Controller;
Dimmer-Schalter für
Einbaudose. (60 mm
Lochmitte).

DMX controller;
dimmer switch for recessed
box (60mm hole centres).

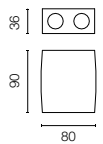
F990B10A000



DMX Controller;
Stand-Alone/PC-
Schnittstelle.

DMX controller;
stand-alone/pc interface.

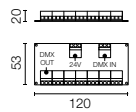
F990B11A000



DMX-Verteiler 512 -
elektronisches Gerät
zur Regenerierung des
monodirektionalen
DMX-Signal. 1 Eingang
und 7 Ausgänge, 12-
24 V Gleichstrom.
Stromversorgung nicht
enthalten.

DMX splitter 512 - electronic
device to regenerate the
monodirectional DMX signal
1 Input and 7 output, 12-24Vdc.
Power supply not included.

F990B13A000



Geschirmtes DMX-Kabel mit
konstantem Widerstand (110
Ohm).

DMX cable - shielded twisted
pair with 110 Ohm constant
impedance.

F990B12A000



Eclipse



Eclipse





Familie / Family

Eclipse



Mid-Power Led

up to 10W
up to 387 lm - 2700K/CRI 80
up to 416 lm - 3000K/CRI 80
up to 437 lm - 4000K/CRI 80
* Net lumen output

Mid-Power Led

up to 7,5W
up to 387 lm - 2700K/CRI 80
up to 416 lm - 3000K/CRI 80
up to 437 lm - 4000K/CRI 80
* Net lumen output

Eclipse Mini



Low-Power Led

up to 1,8W
up to 45 lm - 2700K/CRI 80
up to 51 lm - 3000K/CRI 80
up to 55 lm - 4000K/CRI 80
* Net lumen output
[2200K available on request.](#)

Ausführungen / Colours



01 White



06 Grey



12 Forest Green



18 Deep Brown



30 Black



33 Anthracite

Beschreibung / Description

Familie von wandmontierten Wegleuchten mit LED-Quelle. Sie zeichnen sich durch ihre geringe Stärke und ihre runde Form aus. Sie sind in zwei Dimensionen und verschiedenen Ausführungen erhältlich, mit doppelschichtiger Pulverbeschichtung und chemischer Oberflächenbehandlung, um eine hohe Korrosionsbeständigkeit zu gewährleisten. Die Befestigungsschrauben sind aus Edelstahl AISI 316L gefertigt.

Eclipse

Große, runde Leuchte zur Wandmontage. Verfügbar mit integrierter Stromversorgung oder 24 V Gleichstrom-Fernstromversorgung, die separat bestellt werden muss. Gehäuse aus Aluminiumdruckguss EN AB-47100 (mit geringem Kupferanteil) und transparenter profilierter Polycarbonat-Diffusor. Vervollständigt mit einem Neoprenkabel, um den Anschluss zu erleichtern. Direkte Oberflächenmontage mit einem mitgelieferten Edelstahlbügel.

Eclipse Mini

Kleine, runde Leuchte zur Wandmontage. Gehäuse aus Aluminiumdruckguss EN AB-47100 (mit geringem Kupferanteil) und transparenter profilierter Polycarbonat-Diffusor. Vervollständigt mit einem Neoprenkabel, um den Anschluss zu erleichtern. Die 24 V Gleichstrom-Leuchte braucht eine Fernstromversorgung, die separat bestellt werden muss. Für direkte Oberflächenmontage oder mit einer Einbaudose, die separat bestellt werden muss. Kompatibel mit der 3-Modul elektrischen Anschlussdose, Modell 503, wo die 24 V Gleichstrom-Fernstromversorgung installiert werden kann.

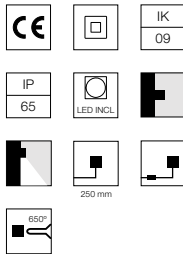
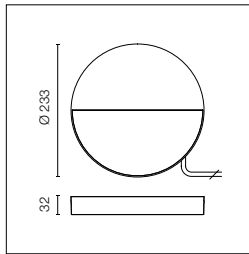
Family of wall mounted path lights with LED source. Defined by their reduced thickness and round shape. They're available in two dimensions and different finishes, with double-layered powder coating and chemical conversion surface treatment to ensure high corrosion resistance. The fixing screws are made of stainless steel AISI 316L.

Eclipse

Big round luminaire for wall mounting. Available with integrated power supply or remote 24V dc power supply that needs to be ordered separately. EN AB-47100 die cast aluminum body (with low copper content) and transparent profiled polycarbonate diffuser. It's completed with a neoprene cable section to ease the connection. Direct attachment on the surface with an included stainless steel bracket.

Eclipse Mini

Small round luminaire for wall mounting. EN AB-47100 die cast aluminum body (with low copper content) and transparent profiled polycarbonate diffuser. It's completed with a neoprene cable section to ease the connection. The 24V dc luminaire needs a remote power supply that needs to be ordered separately. Direct attachment on the surface or with a recessed box that needs to be ordered separately. Compatible with the three-module electrical junction box, model 503, where the remote 24V dc power supply can be installed.



Eclipse 230V
 Inklusive LED-Quelle.
 Elektrische Stromversorgung
 220-240 ON/OFF.
 Ausgestattet mit einem
 200 mm überstehenden
 Neoprenkabel und einem
 Set mit Crimpverbindern
 und selbstklebenden
 Schrumpfschläuchen, die die
 Dichtigkeit des Anschlusses
 garantieren.

Eclipse 230V
 LED source included. Electrical
 power supply 220-240 ON/
 OFF. Equipped with a 200mm
 protruding section of neoprene
 cable and a kit with crimpable
 connectors and adhesive
 heat-shrinkable sleeves that
 guarantee the tightness of the
 connection.

Mid - Power Led: 10W - 739 lm ≠ OUTPUT 387 lm - 2700K/CRI 80 - 220±240V / 10W - 795 lm ≠ OUTPUT 416 lm - 3000K/CRI 80 - 220±240V / 10W - 835 lm ≠ OUTPUT 437 lm - 4000K/CRI 80 - 220±240V

2700K

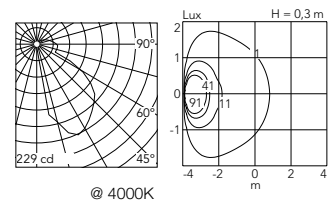
- FA54200701
- FA54200706
- FA54200712
- FA54200718
- FA54200730
- FA54200733

3000K

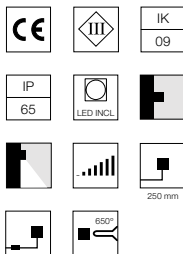
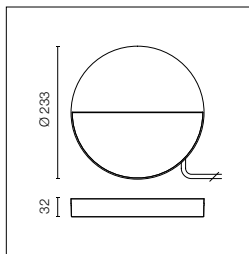
- FA54200301
- FA54200306
- FA54200312
- FA54200318
- FA54200330
- FA54200333

4000K

- FA54200201
- FA54200206
- FA54200212
- FA54200218
- FA54200230
- FA54200233



Eclipse



Inklusive LED-Quelle.
 Die 24 V Gleichstrom-
 Fernstromversorgung muss
 separat bestellt werden.
 Ausgestattet mit einem
 300 mm überstehenden
 Neoprenkabel und einem
 Set mit Crimpverbindern
 und selbstklebenden
 Schrumpfschläuchen, die die
 Dichtigkeit des Anschlusses
 garantieren. Dimmbar.

LED source included. Remote
 electrical power supply 24V
 dc to be ordered separately.
 Equipped with a 300mm
 protruding section of neoprene
 cable and a kit with crimpable
 connectors and adhesive
 heat-shrinkable sleeves that
 guarantee the tightness of the
 connection. Dimmable.

Mid - Power Led: 7,5W - 739 lm ≠ OUTPUT 387 lm - 2700K/CRI 80 - 24Vdc / 7,5W - 795 lm ≠ OUTPUT 416 lm - 3000K/CRI 80 - 24Vdc / 7,5W - 835 lm ≠ OUTPUT 437 lm - 4000K/CRI 80 - 24Vdc

2700K

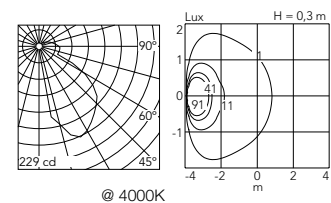
- FA54200901
- FA54200906
- FA54200912
- FA54200918
- FA54200930
- FA54200933

3000K

- FA54200601
- FA54200606
- FA54200612
- FA54200618
- FA54200630
- FA54200633

4000K

- FA54200501
- FA54200506
- FA54200512
- FA54200518
- FA54200530
- FA54200533

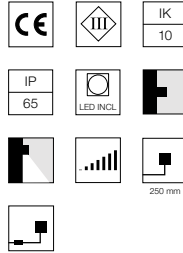
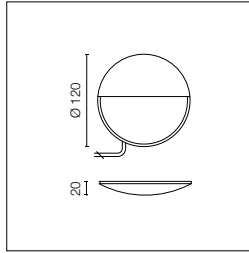


* Maximale Leuchten pro Stromversorgung / Maximum number of luminaires per power supply.

Maximale Leuchten pro
 Stromversorgung (220± 240
 V). Diese Angaben müssen
 unter Berücksichtigung der
 spezifischen Installationsbed-
 ingungen überprüft werden.

Maximum number of luminaires
 per power supply. (220±240 V).
 These data must be checked
 taking into account the specific
 installation conditions.

Acc. RF25747	1	Acc. RF25752	2
Acc. RF25757	1	Acc. RF25755	6
Acc. RF25750	2	Acc. RF25749	9
Acc. F990B21A000	2	Acc. RF25756	12
Acc. RF26387.A	2		



Inklusive LED-Quelle. Ergänzt mit einem reflektierenden Bildschirm. Die 24 V Gleichstrom-Fernstromversorgung muss separat bestellt werden. Optionale elektrische Anschlussdose (3 Module, Modell 503) muss separat bestellt werden. Ausgestattet mit einem 250 mm überstehenden Neoprenkabel und einem Set mit Crimpverbindern und selbstklebenden Schrumpfschläuchen, die die Dichtigkeit des Anschlusses garantieren. Dimmbar.

LED source included. Completed with a reflective screen. Remote electrical power supply 24V dc to be ordered separately. Optional electrical junction box (three modules, model 503) to be ordered separately. Equipped with a 250 mm protruding section of neoprene cable and a kit with crimpable connectors and adhesive heat-shrinkable sleeves that guarantee the tightness of the connection. Dimmable.

2200K auf Anfrage erhältlich.

2200K available on request.

Low - Power Led: 1,8W - 187 lm ≠ OUTPUT 45 lm - 2700K/CRI 80 - 24Vdc / 1,8W - 212 lm ≠ OUTPUT 51 lm - 3000K/CRI 80 - 24Vdc / 1,8W - 227 lm ≠ OUTPUT 55 lm - 4000K/CRI 80 - 24Vdc

2700K

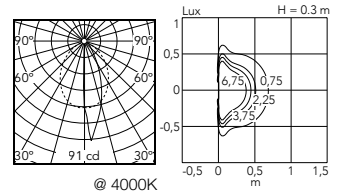
- FA52600501.A
- FA52600506.A
- FA52600512.A
- FA52600518.A
- FA52600530.A
- FA52600533.A

3000K

- FA52600301.A
- FA52600306.A
- FA52600312.A
- FA52600318.A
- FA52600330.A
- FA52600333.A

4000K

- FA52600201.A
- FA52600206.A
- FA52600212.A
- FA52600218.A
- FA52600230.A
- FA52600233.A



* Maximale Leuchten pro Stromversorgung / Maximum number of luminaires per power supply.

Maximale Leuchten pro Stromversorgung (220÷240 V). Diese Angaben müssen unter Berücksichtigung der spezifischen Installationsbedingungen überprüft werden.

Maximum number of luminaires per power supply. (220÷240 V). These data must be checked taking into account the specific installation conditions.

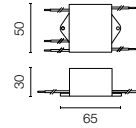
Acc. RF25754	3	Acc. RF26387.A	9
Acc. RF25748	3	Acc. RF25752	9
Acc. RF25747	5	Acc. RF25755	25
Acc. RF25757	5	Acc. RF25749	30
Acc. RF25750	8	Acc. RF25756	45
Acc. F990B21A000	8		

Eclipse: Zubehörteile / Accessories

Überspannungsschutzgerät.
275 Vac. Maximaler
Entladestrom 10kA
(8 / 20µs). Maximaler
Betriebsstrom 5A. Geeignet
für Reihenschaltung. IP66.

Surge protection device.
275Vac. Maximum discharge
current 10kA (8/20µs).
Maximum operating current
5A. Suitable for series
connection. IP66.

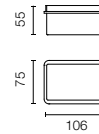
Eclipse
F990E00A000



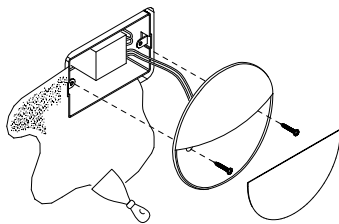
Eingebaute 3-Modul-
Anschlussdose
(Modell 503).

Recessed 3-module junction
box (model 503).

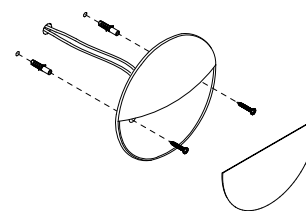
Eclipse Mini
F990H010000



Recessed installation Eclipse Mini



Wall installation Eclipse Mini



Eclipse: Treiber / Drivers

Netzgerät 24V 10W / 110-240V IP20 Klasse II selv.	Power supply 24V 10W /110-240V IP20 Class II selv.	*RF25747		
Netzgerät 24V 10W / 110-240V IP67 Klasse II selv.	Power supply 24V 10W / 110-240V IP67 Class II selv.	*RF25757		
Netzgerät für den Ferneinbau 24Vdc 17W /N110-240V (15W@110V) IP20 Klasse II selv.	Power supply for remote installation 24Vdc 17W / 110-240V (15W@110V) IP20 Class II selv.	*RF25750  Dimmable Push-Dim Or 1-10V See Wiring Diagram n.4. Page 788.		
Netzgerät 17W/110÷240V - 24Vdc (15W@110V) IP67 Klasse II selv.	Power supply 17W/110÷240V - 24Vdc (15W@110V) IP67 Class II Selv.	*F990B21A000  Dimmable Push-Dim Or 1-10V See Wiring Diagram n.4. Page 788.		
Netzgerät für den Ferneinbau 24Vdc 20W / 110-240Vdc (15W@110V) IP67 Klasse II selv.	Power supply for remote installation 24Vdc 20W / 110-240Vdc (15W@110V) IP67 Class II selv.	*RF26387.A  Dimmable DALI See Wiring Diagram n.4. Page 788.		
Netzgerät für den Ferneinbau 24Vdc 20W / 220- 240V IP67 Klasse II selv.	Power supply for remote installation 24Vdc 20W / 220-240V IP67 Class II selv.	*RF25752		
Netzgerät 24Vdc 35W / 120-270V IP67 Klasse II selv.	Power supply 24Vdc 35W / 120-270V IP67 Class II selv.	F990B23AZ00		
Netzgerät für den Ferneinbau 24Vdc 50W / 120-240V IP67 Klasse II selv.	Power supply for remote installation 24Vdc 50W / 120-240V IP67 Class II selv.	*RF25755		
Netzgerät für den Ferneinbau 24Vdc 70W / 220-240V IP67 Klasse II selv.	Power supply for remote installation 24Vdc 70W / 220-240V IP67 Class II selv.	*RF25749		
Netzgerät für den Ferneinbau 24Vdc 96W / 120-240V IP67 Klasse II selv.	Power supply for remote installation 24Vdc 96W / 120-240V IP67 Class II selv.	*RF25756		
Stromversorgung Doppelfunktion Vout 24V Gleichstrom: 8 W/100÷240 V Iout 350 ma: 6x1 W/100÷240 V IP20 Klasse II Selv Eq.	Power supply dual function Vout 24Vdc: 8W/100÷240V Iout 350ma: 6x1W/100÷240V IP20 Class II Selv Eq.	Eclipse Mini *RF25754		
Netzgerät 24V 8W / 110-240V IP65 Klasse II selv.	Power supply 24V 8W / 110-240V IP65 Class II selv.	Eclipse Mini *RF25748		

Hyperion







Familie / Family

Hyperion



Mid-Power Led

up to 10W
up to 401 lm - 2700K/CRI 80
up to 428 lm - 3000K/CRI 80
up to 442 lm - 4000K/CRI 80
* Net lumen output

Mid-Power Led

up to 7,5W
up to 370 lm - 2700K/CRI 80
up to 398 lm - 3000K/CRI 80
up to 418 lm - 4000K/CRI 80
* Net lumen output

Hyperion Mini



Low-Power Led

up to 1,9W
up to 57 lm - 2700K/CRI 80
up to 61 lm - 3000K/CRI 80
up to 64 lm - 4000K/CRI 80
* Net lumen output

Ausführungen / Colours



01 White



06 Grey



12 Forest Green



18 Deep Brown



30 Black



33 Anthracite

Familie von wandmontierten Wegleuchten mit LED-Quelle. Sie zeichnen sich durch ihre geringe Stärke und ihre rechteckige Form aus. Sie sind in zwei Dimensionen und verschiedenen Ausführungen erhältlich, mit doppelschichtiger Pulverbeschichtung und chemischer Oberflächenbehandlung, um eine hohe Korrosionsbeständigkeit zu gewährleisten. Die Befestigungsschrauben sind aus Edelstahl AISI 316L gefertigt.

Hyperion

Große, rechteckige Leuchte mit geringer Stärke zur Wandmontage. Verfügbar mit integrierter Stromversorgung oder 24 V Gleichstrom-Fernstromversorgung, die separat bestellt werden muss. Gehäuse aus Aluminiumdruckguss EN AB-47100 (mit geringem Kupferanteil) und transparenter geformter Polycarbonat-Diffusor. Vervollständigt mit einem Neoprenkabel, um den Anschluss zu erleichtern. Direkte Oberflächenmontage mit einem mitgelieferten Edelstahlbügel. Optionales Zubehör verfügbar: Reflektor und Pfosten. Der satinierte Aluminiumreflektor erhöht den Lichtstrom um ca. 20 % und wird mit dem mitgelieferten doppelseitigen Klebeband am Gehäuse befestigt. Der stranggepresste Pfosten wird verwendet, um die Leuchte als Bollard zu montieren. Der Pfosten lässt sich mit Hilfe von Dübeln oder der als Zubehör erhältlichen Ankerplatte und Zugschrauben, mit denen die Leuchte fest auf dem Boden verankert wird, leicht auf jeder Bodenfläche installieren.

Hyperion Mini

Kleine, rechteckige Leuchte zur Wandmontage. Gehäuse aus Aluminiumdruckguss EN AB-47100 (mit geringem Kupferanteil) und transparenter geformter Polycarbonat-Diffusor. Satinierter Aluminiumreflektor, der mit dem mitgelieferten doppelseitigen Klebeband befestigt wird. Vervollständigt mit einem Neoprenkabel, um den Anschluss zu erleichtern. Die 24 V Leuchte braucht eine Fernstromversorgung, die separat bestellt werden muss. Für direkte Oberflächenmontage oder mit einer Einbaudose, die separat bestellt werden muss. Kompatibel mit der 3-Modul elektrischen Anschlussdose, Modell 503, wo die 24 V Gleichstrom-Fernstromversorgung installiert werden kann.

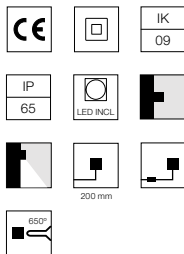
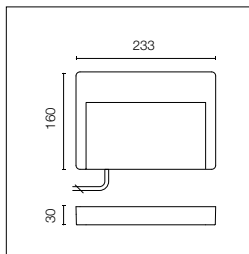
Family of wall mounted path lights with LED source. Defined by their reduced thickness and rectangular shape. They're available in two dimensions and different finishes, with double-layered powder coating and chemical conversion surface treatment to ensure high corrosion resistance. The fixing screws are made of stainless steel AISI 316L.

Hyperion

Big rectangular luminaire with reduced thickness for wall mounting. Available with integrated power supply or remote 24V dc power supply that needs to be ordered separately. EN AB-47100 die cast aluminum body (with low copper content) and transparent molded polycarbonate diffuser. It's completed with a neoprene cable section to ease the connection. Direct attachment on the surface with an included stainless steel bracket. Optional accessories available: reflector and post. The satin aluminum reflector increases the luminous flux by approximately 20% and is attached to the body with the double-sided adhesive provided. The extruded post is used to install the luminaire as a bollard. The post is easily installed on any floor surface by means of dowels or the specific accessory anchor plate and lag screws that secure the luminaire solidly to the pavement.

Hyperion Mini

Small rectangular luminaire for wall mounting. EN AB-47100 die cast aluminum body (with low copper content) and transparent molded polycarbonate diffuser. Reflective satin aluminum screen that is attached with the double-sided adhesive provided. With a neoprene cable section to ease the connection. The 24V luminaire needs a remote power supply that needs to be ordered separately. Direct attachment on the surface or with a recessed box that needs to be ordered separately. Compatible with the three module electrical junction box, model 503, where the remote 24V dc power supply can be installed.



Hyperion 230V.
Inklusive LED-Quelle. Elektrische Stromversorgung 220-240 V ON/OFF. Ausgestattet mit einem 200 mm überstehenden Neoprenkabel und einem Set mit Crimpverbindern und selbstklebenden Schrumpfschläuchen, die die Dichtigkeit des Anschlusses garantieren. Optionales Zubehör: Satiertes Aluminiumreflektor, um den Lichtstrom zu erhöhen; 500 mm hoher, stranggepresster Pfosten für die Bollard-Version. Die mit Mörtel zu versenkende Ankerplatte muss separat bestellt werden.

Hyperion 230V.
LED source included. Electrical power supply 220-240V ON/OFF. Equipped with a 200 mm protruding section of neoprene cable and a kit with crimpable connectors and adhesive heat-shrinkable sleeves that guarantee the tightness of the connection. Optional accessories: satin aluminum reflector to increase the luminous flux; 500mm tall, extruded post for the bollard version. Anchor plate to be recessed with mortar needs to be ordered separately.

Mid - Power Led: 10W - 739 lm ≠ OUTPUT 401 lm - 2700K/CRI 80 - 220÷240V / 10W - 795 lm ≠ OUTPUT 428 lm - 3000K/CRI 80 - 220÷240V / 10W - 835 lm ≠ OUTPUT 442 lm - 4000K/CRI 80 - 220÷240V

2700K

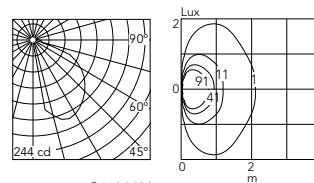
- FA52700501
- FA52700506
- FA52700512
- FA52700518
- FA52700530
- FA52700533

3000K

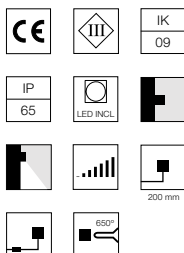
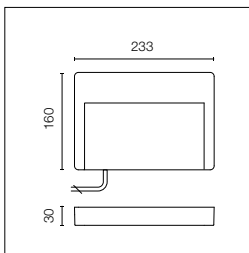
- FA52700301
- FA52700306
- FA52700312
- FA52700318
- FA52700330
- FA52700333

4000K

- FA52700201
- FA52700206
- FA52700212
- FA52700218
- FA52700230
- FA52700233



Hyperion



Inklusive LED-Quelle. Die 24 V Gleichstrom-Fernstromversorgung muss separat bestellt werden. Ausgestattet mit einem 300 mm überstehenden Neoprenkabel und einem Set mit Crimpverbindern und selbstklebenden Schrumpfschläuchen, die die Dichtigkeit des Anschlusses garantieren. Optionales Zubehör: Satiertes Aluminiumreflektor, um den Lichtstrom zu erhöhen; 500 mm hoher, stranggepresster Pfosten für die Bollard-Version. Die mit Mörtel zu versenkende Ankerplatte muss separat bestellt werden. Dimmbar.

LED source included. Remote electrical power supply 24V dc to be ordered separately. Equipped with a 300 mm protruding section of neoprene cable and a kit with crimpable connectors and adhesive heat-shrinkable sleeves that guarantee the tightness of the connection. Optional accessories: satin aluminum reflector to increase the luminous flux; 500mm tall, extruded post for the bollard version. Anchor plate to be recessed with mortar needs to be ordered separately. Dimmable.

Mid - Power Led: 7,5W - 739 lm ≠ OUTPUT 401 lm - 2700K/CRI 80 - 24Vdc / 7,5W - 795 lm ≠ OUTPUT 428 lm - 3000K/CRI 80 - 24Vdc / 7,5W - 835 lm ≠ OUTPUT 442 lm - 4000K/CRI 80 - 24Vdc

2700K

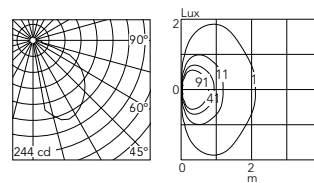
- FA52701501
- FA52701506
- FA52701512
- FA52701518
- FA52701530
- FA52701533

3000K

- FA52701301
- FA52701306
- FA52701312
- FA52701318
- FA52701330
- FA52701333

4000K

- FA52701201
- FA52701206
- FA52701212
- FA52701218
- FA52701230
- FA52701233

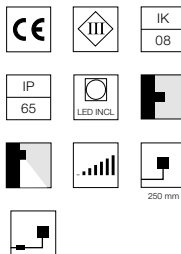
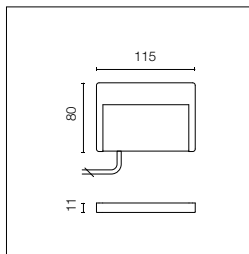


* Maximale Leuchten pro Stromversorgung / Maximum number of luminaires per power supply.

Maximale Leuchten pro Stromversorgung (220÷240 V). Diese Angaben müssen unter Berücksichtigung der spezifischen Installationsbedingungen überprüft werden.

Maximum number of luminaires per power supply. (220÷240 V). These data must be checked taking into account the specific installation conditions.

Acc. RF25747	1	Acc. RF25752	2
Acc. RF25757	1	Acc. RF25755	6
Acc. RF25750	2	Acc. RF25749	9
Acc. F990B21A000	2	Acc. RF25756	12
Acc. RF26387.A	2		



Inklusive LED-Quelle. Ergänzt mit einem reflektierenden Bildschirm. Die 24 V Gleichstrom-Fernstromversorgung muss separat bestellt werden. Optionale Anschlussdose muss separat bestellt werden (3-Modul elektrische Dose, Modell 503). Ausgestattet mit einem 250 mm überstehenden Neoprenkabel und einem Set mit Crimpverbindern und selbstklebenden Schrumpfschläuchen, die die Dichtigkeit des Anschlusses garantieren. Dimmbar.

LED source included. Completed with a reflective screen. Remote electrical power supply 24V dc to be ordered separately. Optional junction box to be ordered separately (3 module electrical box, model 503). Equipped with a 250 mm protruding section of neoprene cable and a kit with crimpable connectors and adhesive heat-shrinkable sleeves that guarantee the tightness of the connection. Dimmable.

Low - Power Led: 1,9W - 139 lm ≠ OUTPUT 57 lm - 2700K/CRI 80 - 24Vdc / 1,9W - 149 lm ≠ OUTPUT 61 lm - 3000K/CRI 80 - 24Vdc / 1,9W - 156 lm ≠ OUTPUT 64 lm - 4000K/CRI 80 - 24Vdc

2700K

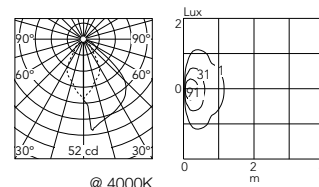
- FA102960001
- FA102960006
- FA102960012
- FA102960018
- FA102960030
- FA102960033

3000K

- FA102950001
- FA102950006
- FA102950012
- FA102950018
- FA102950030
- FA102950033

4000K

- FA1022290001
- FA1022290006
- FA1022290012
- FA1022290018
- FA1022290030
- FA1022290033



@ 4000K

* Maximale Leuchten pro Stromversorgung / Maximum number of luminaires per power supply.

Maximale Leuchten pro Stromversorgung (220- 240 V). Diese Angaben müssen unter Berücksichtigung der spezifischen Installationsbedingungen überprüft werden.

Maximum number of luminaires per power supply. (220-240 V). These data must be checked taking into account the specific installation conditions.

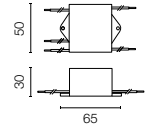

Acc. RF25754	3	Acc. RF26387_A	9
Acc. RF25748	3	Acc. RF25752	9
Acc. RF25747	5	Acc. RF25755	25
Acc. RF25757	5	Acc. RF25749	30
Acc. RF25750	8	Acc. RF25756	45
Acc. F990B21A000	8		

Hyperion: Zubehörteile / Accessories

Überspannungsschutzgerät.
275 Vac. Maximaler
Entladestrom 10KA
(8 / 20µs). Maximaler
Betriebsstrom 5A. Geeignet
für Reihenschaltung. IP66.

Surge protection device.
275Vac. Maximum discharge
current 10KA (8/20µs).
Maximum operating current
5A. Suitable for series
connection. IP66.

Hyperion
F990E00A000



Satiniertes Aluminium-Gestell
Stärke 0,5 mm.

Satin aluminium carter
Thickness 0.5mm.

Hyperion
FA160



+

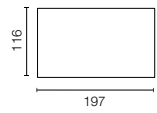


Lamp.4

=



Lamp.4+cod.160 =+20% lm

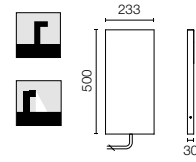


Verwendung des
stranggepressten Pfosten
als Bollard. Direkte
Befestigung mit Dübeln
oder mit Ankerplatte und
Zugschrauben (optionales
Zubehör).

Use of the extruded support
as bollard. Direct fixing
using studs or a base plate
and fixing bolts (optional
accessory).

H 500 mm

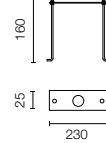
- FA24501
- FA24506
- FA24512
- FA24518
- FA24530
- FA24533



Stiftschraubenplatte.

Base plate with bolt.

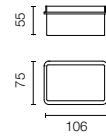
Hyperion
FA247



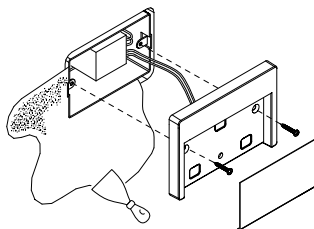
Eingebaute 3-Modul-
Anschlussdose
(Modell 503).

Recessed 3-module junction
box (model 503).

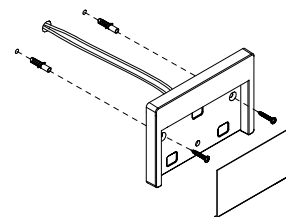
Hyperion Mini
F990H010000




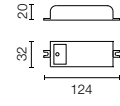

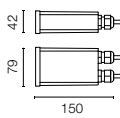


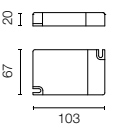


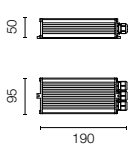


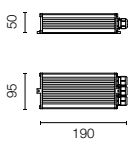

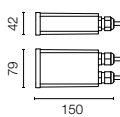

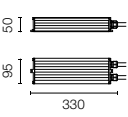

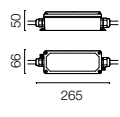

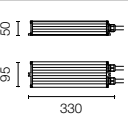

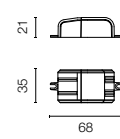

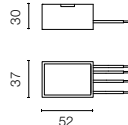
Recessed installation




Wall installation



Hyperion: Treiber / Drivers

Netzgerät 24V 10W / 110-240V IP20 Klasse II selv.	Power supply 24V 10W / 110-240V IP20 Class II selv.	*RF25747		
Netzgerät 24V 10W / 110-240V IP67 Klasse II selv.	Power supply 24V 10W / 110-240V IP67 Class II selv.	*RF25757		
Netzgerät für den Feinbau 24Vdc 17W /N110-240V (15W@110V) IP20 Klasse II selv.	Power supply for remote installation 24Vdc 17W / 110-240V (15W@110V) IP20 Class II selv.	*RF25750  Dimmable Push-Dim Or 1-10V See Wiring Diagram n.4. Page 788.		
Netzgerät 17W/110÷240V - 24Vdc (15W@110V) IP67 Klasse II selv.	Power supply 17W/110÷240V - 24Vdc (15W@110V) IP67 Class II Selv.	*F990B21A000  Dimmable Push-Dim Or 1-10V See Wiring Diagram n.4. Page 788.		
Netzgerät für den Feinbau 24Vdc 20W / 110-240Vdc (15W@110V) IP67 Klasse II selv.	Power supply for remote installation 24Vdc 20W / 110-240Vdc (15W@110V) IP67 Class II selv.	*RF26387.A  Dimmable DALI See Wiring Diagram n.4. Page 788.		
Netzgerät für den Feinbau 24Vdc 20W / 220- 240V IP67 Klasse II selv.	Power supply for remote installation 24Vdc 20W / 220-240V IP67 Class II selv.	*RF25752		
Netzgerät für den Feinbau 24Vdc 50W / 120-240V IP67 Klasse II selv.	Power supply for remote installation 24Vdc 50W / 120-240V IP67 Class II selv.	*RF25755		
Netzgerät für den Feinbau 24Vdc 70W / 220-240V IP67 Klasse II selv.	Power supply for remote installation 24Vdc 70W / 220-240V IP67 Class II selv.	*RF25749		
Netzgerät für den Feinbau 24Vdc 96W / 120-240V IP67 Klasse II selv.	Power supply for remote installation 24Vdc 96W / 120-240V IP67 Class II selv.	*RF25756		
Stromversorgung Doppelfunktion Vout 24V Gleichstrom: 8 W/100÷240 V Iout 350 ma: 6x1 W/100÷240 V IP20 Klasse II Selv Eq.	Power supply dual function Vout 24Vdc: 8W/100÷240V Iout 350ma: 6x1W/100÷240V IP20 Class II Selv Eq.	Hyperion Mini *RF25754		
Netzgerät 24V 8W / 110-240V IP65 Klasse II selv.	Power supply 24V 8W / 110-240V IP65 Class II selv.	Hyperion Mini *RF25748		

Platter



Platter





Familie / Family

Platter 410



Mid-Power Led

up to 34W
up to 2345 lm - 2700K/CRI 80
up to 2521 lm - 3000K/CRI 80
up to 2712 lm - 4000K/CRI 80
* Net lumen output

Platter 310



Mid-Power Led

up to 18W
up to 1150 lm - 2700K/CRI 80
up to 1237 lm - 3000K/CRI 80
up to 1330 lm - 4000K/CRI 80
* Net lumen output


Platter 210



Mid-Power Led

up to 11W
up to 732 lm - 2700K/CRI 80
up to 787 lm - 3000K/CRI 80
up to 812 lm - 4000K/CRI 80
* Net lumen output

Ausführungen / Colours



01 White



06 Grey



12 Forest Green



18 Deep Brown



30 Black



33 Anthracite



Grey / Brown Brick



Anthracite / Pale Blue



Deep Brown / Pale Brown



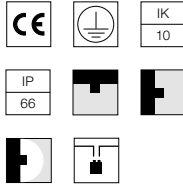
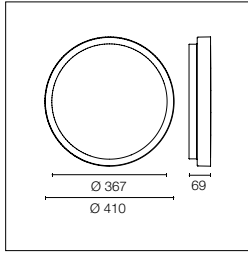
Forest Green / Olive Green

Beschreibung / Description

Familie von Leuchten zur Wand- oder Deckenmontage. Sie zeichnen sich durch ihre runde Form aus. Erhältlich in drei Dimensionen. Diffusor aus opalem Kunststoff, der eine hohe Gleichmäßigkeit bei der Lichtabgabe garantiert. EN AB-47100 Druckguss-Montageplatte (mit geringem Kupferanteil), gedrehte Aluminiumstruktur und Kühlkörper. Magnetischer Verschlussrahmen, um die Befestigungsschrauben aus Edelstahl AISI 316L zu verstecken. Sie sind in verschiedenen Ausführungen erhältlich, mit doppelschichtiger Pulverbeschichtung und chemischer Oberflächenbehandlung, um eine hohe Korrosionsbeständigkeit zu gewährleisten

Family of wall or ceiling mounted luminaires. Defined by their round shape. Available in three dimensions. Diffuser made of opal plastic material that guarantees high uniformity in light emission. EN AB-47100 die-cast mounting plate (with low copper content), turned aluminum structure and heat sinks. Magnetic closing frame to hide the AISI 316L stainless steel fixing screws. Available in different finishes, with double-layered powder coating and chemical conversion surface treatment to ensure high corrosion resistance.

Platter 410



Inklusive LED-Quelle. Integrierte Stromversorgung 220-240V ON/OFF und dimmbar 1-10V oder DALI. Mit IP65 Kabelführung für Gummikabel 5 mmϕ<math><10\text{ mm}</math> und einer 2-poligen Anschlussdose für einen schnellen Anschluss. Um die Dichtigkeit der Kabelführung zu gewährleisten, wird empfohlen, flexible Elektrokabel zu verwenden, die für den Außeneinsatz geeignet sind.

LED source included. Integrated power supply 220-240V ON/OFF and dimmable 1-10V or DALI. With IP65 cable guide for rubber cables 5mmϕ<math><10\text{ mm}</math> and a 2-pole connection box for a fast connection. To ensure the tightness of the cable guide it's recommended to use flexible electric cables suitable for exterior use.

Mid-Power Led: 34W - 3590 lm \neq OUTPUT 2345 lm - 2700K/CRI 80 - 220÷240V / 34W - 3860 lm \neq OUTPUT 2521 lm - 3000K/CRI 80 - 220÷240V / 34W - 4152 lm \neq OUTPUT 2712 lm - 4000K/CRI 80 - 220÷240V

2700K

Non Dimmable

- FA53305201
- FA53305206
- FA53305212
- FA53305218
- FA53305230
- FA53305233
- 1-10V
- FA53305201-310
- FA53305206-310
- FA53305212-310
- FA53305218-310
- FA53305230-310
- FA53305233-310
- Dali
- FA53305201-300
- FA53305206-300
- FA53305212-300
- FA53305218-300
- FA53305230-300
- FA53305233-300

3000K

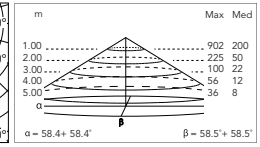
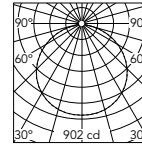
Non Dimmable

- FA53302201
- FA53302206
- FA53302212
- FA53302218
- FA53302230
- FA53302233
- 1-10V
- FA53302201-310
- FA53302206-310
- FA53302212-310
- FA53302218-310
- FA53302230-310
- FA53302233-310
- Dali
- FA53302201-300
- FA53302206-300
- FA53302212-300
- FA53302218-300
- FA53302230-300
- FA53302233-300

4000K

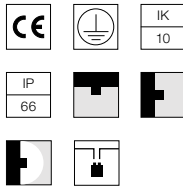
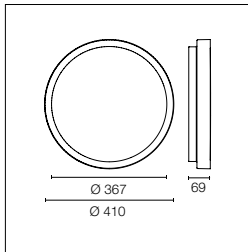
Non Dimmable

- FA53302101
- FA53302106
- FA53302112
- FA53302118
- FA53302130
- FA53302133
- 1-10V
- FA53302101-310
- FA53302106-310
- FA53302112-310
- FA53302118-310
- FA53302130-310
- FA53302133-310
- Dali
- FA53302101-300
- FA53302106-300
- FA53302112-300
- FA53302118-300
- FA53302130-300
- FA53302133-300



@ 4000K

Platter 410 Grey / Brown Brick



Inklusive LED-Quelle. Integrierte Stromversorgung 220-240V ON/OFF und dimmbar 1-10V oder DALI. Mit IP65 Kabelführung für Gummikabel 5 mmϕ<math><10\text{ mm}</math> und einer 2-poligen Anschlussdose für einen schnellen Anschluss. Um die Dichtigkeit der Kabelführung zu gewährleisten, wird empfohlen, flexible Elektrokabel zu verwenden, die für den Außeneinsatz geeignet sind.

LED source included. Integrated power supply 220-240V ON/OFF and dimmable 1-10V or DALI. With IP65 cable guide for rubber cables 5mmϕ<math><10\text{ mm}</math> and a 2-pole connection box for a fast connection. To ensure the tightness of the cable guide it's recommended to use flexible electric cables suitable for exterior use.

Mid-Power Led: 34W - 3590 lm \neq OUTPUT 2345 lm - 2700K/CRI 80 - 220÷240V / 34W - 3860 lm \neq OUTPUT 2521 lm - 3000K/CRI 80 - 220÷240V / 34W - 4152 lm \neq OUTPUT 2712 lm - 4000K/CRI 80 - 220÷240V

2700K

Non Dimmable

- FA533421
- 1-10V
- FA533421-310
- Dali
- FA533421-300

3000K

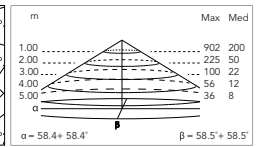
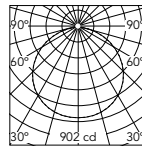
Non Dimmable

- FA533431
- 1-10V
- FA533431-310
- Dali
- FA533431-300

4000K

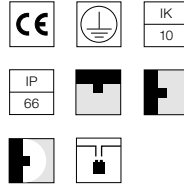
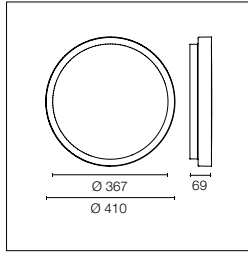
Non Dimmable

- FA533441
- 1-10V
- FA533441-310
- Dali
- FA533441-300



@ 4000K

Platter 410 Anthracite / Pale Blue



Inklusive LED-Quelle. Integrierte Stromversorgung 220-240V ON/OFF und dimmbar 1-10V oder DALI. Mit IP65 Kabelführung für Gummikabel 5 mm ϕ <math>< 10</math> mm und einer 2-poligen Anschlussdose für einen schnellen Anschluss. Um die Dichtigkeit der Kabelführung zu gewährleisten, wird empfohlen, flexible Elektrokabel zu verwenden, die für den Außeneinsatz geeignet sind.

LED source included. Integrated power supply 220-240V ON/OFF and dimmable 1-10V or DALI. With IP65 cable guide for rubber cables 5mm ϕ <math>< 10</math>mm and a 2-pole connection box for a fast connection. To ensure the tightness of the cable guide it's recommended to use flexible electric cables suitable for exterior use.

Mid-Power Led: 34W - 3590 lm \neq OUTPUT 2345 lm - 2700K/CRI 80 - 220 \pm 240V / 34W - 3860 lm \neq OUTPUT 2521 lm - 3000K/CRI 80 - 220 \pm 240V / 34W - 4152 lm \neq OUTPUT 2712 lm - 4000K/CRI 80 - 220 \pm 240V

2700K

Non Dimmable

● FA533422

1-10V

● FA533422-310

Dali

● FA533422-300

3000K

Non Dimmable

● FA533432

1-10V

● FA533432-310

Dali

● FA533432-300

4000K

Non Dimmable

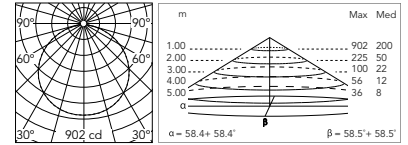
● FA533442

1-10V

● FA533442-310

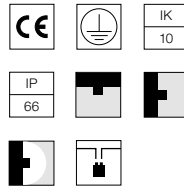
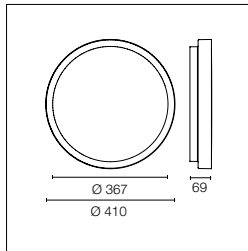
Dali

● FA533442-300



@ 4000K

Platter 410 Deep Brown / Pale Brown



Inklusive LED-Quelle. Integrierte Stromversorgung 220-240V ON/OFF und dimmbar 1-10V oder DALI. Mit IP65 Kabelführung für Gummikabel 5 mm ϕ <math>< 10</math> mm und einer 2-poligen Anschlussdose für einen schnellen Anschluss. Um die Dichtigkeit der Kabelführung zu gewährleisten, wird empfohlen, flexible Elektrokabel zu verwenden, die für den Außeneinsatz geeignet sind.

LED source included. Integrated power supply 220-240V ON/OFF and dimmable 1-10V or DALI. With IP65 cable guide for rubber cables 5mm ϕ <math>< 10</math>mm and a 2-pole connection box for a fast connection. To ensure the tightness of the cable guide it's recommended to use flexible electric cables suitable for exterior use.

Mid-Power Led: 34W - 3590 lm \neq OUTPUT 2345 lm - 2700K/CRI 80 - 220 \pm 240V / 34W - 3860 lm \neq OUTPUT 2521 lm - 3000K/CRI 80 - 220 \pm 240V / 34W - 4152 lm \neq OUTPUT 2712 lm - 4000K/CRI 80 - 220 \pm 240V

2700K

Non Dimmable

● FA533423

1-10V

● FA533423-310

Dali

● FA533423-300

3000K

Non Dimmable

● FA533433

1-10V

● FA533433-310

Dali

● FA533433-300

4000K

Non Dimmable

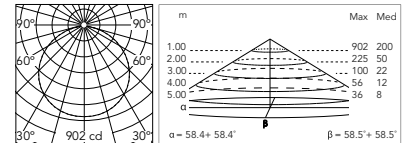
● FA533443

1-10V

● FA533443-310

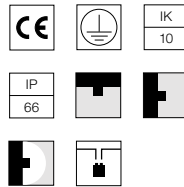
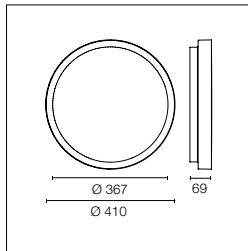
Dali

● FA533443-300



@ 4000K

Platter 410 Forest Green / Olive Green



Inklusive LED-Quelle. Integrierte Stromversorgung 220-240V ON/OFF und dimmbar 1-10V oder DALI. Mit IP65 Kabelführung für Gummikabel 5 mm ϕ <math>< 10</math> mm und einer 2-poligen Anschlussdose für einen schnellen Anschluss. Um die Dichtigkeit der Kabelführung zu gewährleisten, wird empfohlen, flexible Elektrokabel zu verwenden, die für den Außeneinsatz geeignet sind.

LED source included. Integrated power supply 220-240V ON/OFF and dimmable 1-10V or DALI. With IP65 cable guide for rubber cables 5mm ϕ <math>< 10</math>mm and a 2-pole connection box for a fast connection. To ensure the tightness of the cable guide it's recommended to use flexible electric cables suitable for exterior use.

Mid-Power Led: 34W - 3590 lm \neq OUTPUT 2345 lm - 2700K/CRI 80 - 220 \pm 240V / 34W - 3860 lm \neq OUTPUT 2521 lm - 3000K/CRI 80 - 220 \pm 240V / 34W - 4152 lm \neq OUTPUT 2712 lm - 4000K/CRI 80 - 220 \pm 240V

2700K

Non Dimmable

● FA533424

1-10V

● FA533424-310

Dali

● FA533424-300

3000K

Non Dimmable

● FA533434

1-10V

● FA533434-310

Dali

● FA533434-300

4000K

Non Dimmable

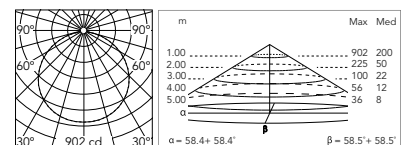
● FA533444

1-10V

● FA533444-310

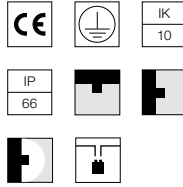
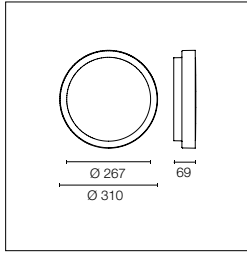
Dali

● FA533444-300



@ 4000K

Platter 310

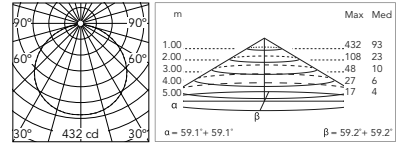


Inklusive LED-Quelle. Integrierte Stromversorgung 220-240V ON/OFF und dimmbar 1-10V oder DALI. Mit IP65 Kabelführung für Gummikabel 5 mm ϕ <math>< 10</math> mm und einer 2-poligen Anschlussdose für einen schnellen Anschluss. Um die Dichtigkeit der Kabelführung zu gewährleisten, wird empfohlen, flexible Elektrokabel zu verwenden, die für den Außeneinsatz geeignet sind.

LED source included. Integrated power supply 220-240V ON/OFF and dimmable 1-10V or DALI. With IP65 cable guide for rubber cables 5mm ϕ <math>< 10</math> mm and a 2-pole connection box for a fast connection. To ensure the tightness of the cable guide it's recommended to use flexible electric cables suitable for exterior use.

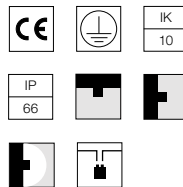
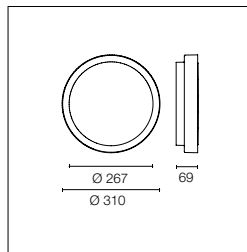
Mid-Power Led: 18W - 1874 lm \neq OUTPUT 1150 lm - 2700K/CRI 80 - 220 \div 240V / 18W - 2015 lm \neq OUTPUT 1237 lm - 3000K/CRI 80 - 220 \div 240V / 18W - 2168 lm \neq OUTPUT 1330 lm - 4000K/CRI 80 - 220 \div 240V

2700K	3000K	4000K
Non Dimmable	Non Dimmable	Non Dimmable
○ FA53305101	○ FA53301201	○ FA53301101
● FA53305106	● FA53301206	● FA53301106
● FA53305112	● FA53301212	● FA53301112
● FA53305118	● FA53301218	● FA53301118
● FA53305130	● FA53301230	● FA53301130
● FA53305133	● FA53301233	● FA53301133
1-10V	1-10V	1-10V
○ FA53305101-310	○ FA53301201-310	○ FA53301101-310
● FA53305106-310	● FA53301206-310	● FA53301106-310
● FA53305112-310	● FA53301212-310	● FA53301112-310
● FA53305118-310	● FA53301218-310	● FA53301118-310
● FA53305130-310	● FA53301230-310	● FA53301130-310
● FA53305133-310	● FA53301233-310	● FA53301133-310
Dali	Dali	Dali
○ FA53305101-300	○ FA53301201-300	○ FA53301101-300
● FA53305106-300	● FA53301206-300	● FA53301106-300
● FA53305112-300	● FA53301212-300	● FA53301112-300
● FA53305118-300	● FA53301218-300	● FA53301118-300
● FA53305130-300	● FA53301230-300	● FA53301130-300
● FA53305133-300	● FA53301233-300	● FA53301133-300



@ 4000K

Platter 310 Grey / Brown Brick

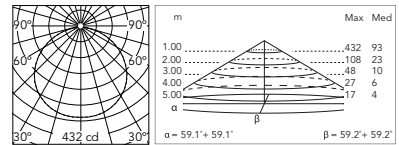


Inklusive LED-Quelle. Integrierte Stromversorgung 220-240V ON/OFF und dimmbar 1-10V oder DALI. Mit IP65 Kabelführung für Gummikabel 5 mm ϕ <math>< 10</math> mm und einer 2-poligen Anschlussdose für einen schnellen Anschluss. Um die Dichtigkeit der Kabelführung zu gewährleisten, wird empfohlen, flexible Elektrokabel zu verwenden, die für den Außeneinsatz geeignet sind.

LED source included. Integrated power supply 220-240V ON/OFF and dimmable 1-10V or DALI. With IP65 cable guide for rubber cables 5mm ϕ <math>< 10</math> mm and a 2-pole connection box for a fast connection. To ensure the tightness of the cable guide it's recommended to use flexible electric cables suitable for exterior use.

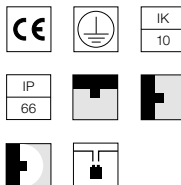
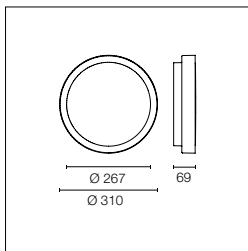
Mid-Power Led: 18W - 1874 lm \neq OUTPUT 1150 lm - 2700K/CRI 80 - 220 \div 240V / 18W - 2015 lm \neq OUTPUT 1237 lm - 3000K/CRI 80 - 220 \div 240V / 18W - 2168 lm \neq OUTPUT 1330 lm - 4000K/CRI 80 - 220 \div 240V

2700K	3000K	4000K
Non Dimmable	Non Dimmable	Non Dimmable
● FA533321	● FA533331	● FA533341
1-10V	1-10V	1-10V
● FA533321-310	● FA533331-310	● FA533341-310
Dali	Dali	Dali
● FA533321-300	● FA533331-300	● FA533341-300



@ 4000K

Platter 310 Anthracite / Pale Blue



Inklusive LED-Quelle. Integrierte Stromversorgung 220-240V ON/OFF und dimmbar 1-10V oder DALI. Mit IP65 Kabelführung für Gummikabel 5 mmϕ<math><10\text{ mm}</math> und einer 2-poligen Anschlussdose für einen schnellen Anschluss. Um die Dichtigkeit der Kabelführung zu gewährleisten, wird empfohlen, flexible Elektrokabel zu verwenden, die für den Außeneinsatz geeignet sind.

LED source included. Integrated power supply 220-240V ON/OFF and dimmable 1-10V or DALI. With IP65 cable guide for rubber cables 5mmϕ<math><10\text{ mm}</math> and a 2-pole connection box for a fast connection. To ensure the tightness of the cable guide it's recommended to use flexible electric cables suitable for exterior use.

Mid-Power Led: 18W - 1874 lm \neq OUTPUT 1150 lm - 2700K/CRI 80 - 220÷240V / 18W - 2015 lm \neq OUTPUT 1237 lm - 3000K/CRI 80 - 220÷240V / 18W - 2168 lm \neq OUTPUT 1330 lm - 4000K/CRI 80 - 220÷240V

2700K

Non Dimmable

- FA533322
- 1-10V
- FA533322-310
- Dali
- FA533322-300

3000K

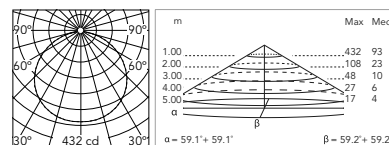
Non Dimmable

- FA533332
- 1-10V
- FA533332-310
- Dali
- FA533332-300

4000K

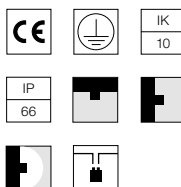
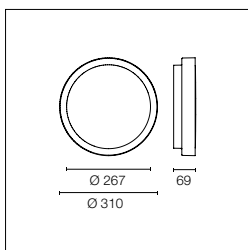
Non Dimmable

- FA533342
- 1-10V
- FA533342-310
- Dali
- FA533342-300



@ 4000K

Platter 310 Deep Brown / Pale Brown



Inklusive LED-Quelle. Integrierte Stromversorgung 220-240V ON/OFF und dimmbar 1-10V oder DALI. Mit IP65 Kabelführung für Gummikabel 5 mmϕ<math><10\text{ mm}</math> und einer 2-poligen Anschlussdose für einen schnellen Anschluss. Um die Dichtigkeit der Kabelführung zu gewährleisten, wird empfohlen, flexible Elektrokabel zu verwenden, die für den Außeneinsatz geeignet sind.

LED source included. Integrated power supply 220-240V ON/OFF and dimmable 1-10V or DALI. With IP65 cable guide for rubber cables 5mmϕ<math><10\text{ mm}</math> and a 2-pole connection box for a fast connection. To ensure the tightness of the cable guide it's recommended to use flexible electric cables suitable for exterior use.

Mid-Power Led: 18W - 1874 lm \neq OUTPUT 1150 lm - 2700K/CRI 80 - 220÷240V / 18W - 2015 lm \neq OUTPUT 1237 lm - 3000K/CRI 80 - 220÷240V / 18W - 2168 lm \neq OUTPUT 1330 lm - 4000K/CRI 80 - 220÷240V

2700K

Non Dimmable

- FA533323
- 1-10V
- FA533323-310
- Dali
- FA533323-300

3000K

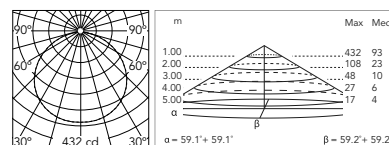
Non Dimmable

- FA533333
- 1-10V
- FA533333-310
- Dali
- FA533333-300

4000K

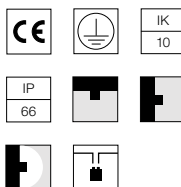
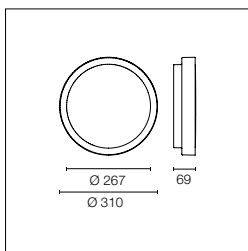
Non Dimmable

- FA533343
- 1-10V
- FA533343-310
- Dali
- FA533343-300



@ 4000K

Platter 310 Forest Green / Olive Green



Inklusive LED-Quelle. Integrierte Stromversorgung 220-240V ON/OFF und dimmbar 1-10V oder DALI. Mit IP65 Kabelführung für Gummikabel 5 mmϕ<math><10\text{ mm}</math> und einer 2-poligen Anschlussdose für einen schnellen Anschluss. Um die Dichtigkeit der Kabelführung zu gewährleisten, wird empfohlen, flexible Elektrokabel zu verwenden, die für den Außeneinsatz geeignet sind.

LED source included. Integrated power supply 220-240V ON/OFF and dimmable 1-10V or DALI. With IP65 cable guide for rubber cables 5mmϕ<math><10\text{ mm}</math> and a 2-pole connection box for a fast connection. To ensure the tightness of the cable guide it's recommended to use flexible electric cables suitable for exterior use.

Mid-Power Led: 18W - 1874 lm \neq OUTPUT 1150 lm - 2700K/CRI 80 - 220÷240V / 18W - 2015 lm \neq OUTPUT 1237 lm - 3000K/CRI 80 - 220÷240V / 18W - 2168 lm \neq OUTPUT 1330 lm - 4000K/CRI 80 - 220÷240V

2700K

Non Dimmable

- FA533324
- 1-10V
- FA533324-310
- Dali
- FA533324-300

3000K

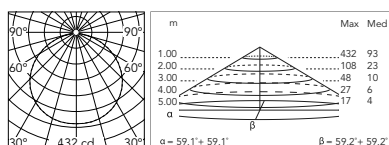
Non Dimmable

- FA533334
- 1-10V
- FA533334-310
- Dali
- FA533334-300

4000K

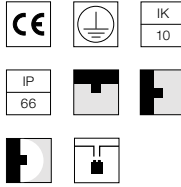
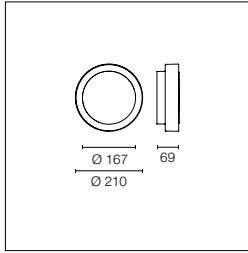
Non Dimmable

- FA533344
- 1-10V
- FA533344-310
- Dali
- FA533344-300



@ 4000K

Platter 210



Inklusive LED-Quelle. Integrierte elektrische Stromversorgung 220-240 V ON/OFF. Mit IP65 Kabelführung für Gummikabel 5 mm ϕ <math><10\text{ mm}</math> und einer 2-poligen Anschlussdose für einen schnellen Anschluss. Um die Dichtigkeit der Kabelführung zu gewährleisten, wird empfohlen, flexible Elektrokabel zu verwenden, die für den Außeneinsatz geeignet sind.

LED source included. Integrated electrical power supply 220-240V ON/OFF. With IP65 cable guide for rubber cables 5mm ϕ <math><10\text{mm}</math> and a 2-pole connection box for a fast connection. To ensure the tightness of the cable guide it's recommended to use flexible electric cables suitable for exterior use.

Mid-Power Led: 11W - 1202 lm \neq OUTPUT 732 lm - 2700K/CRI 80 - 220÷240V / 11W - 1292 lm \neq OUTPUT 787 lm - 3000K/CRI 80 - 220÷240V / 11W - 1334 lm \neq OUTPUT 812 lm - 4000K/CRI 80 - 220÷240V

2700K

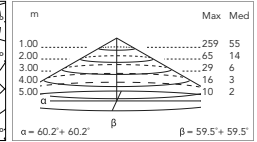
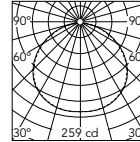
- FA53305001
- FA53305006
- FA53305012
- FA53305018
- FA53305030
- FA53305033

3000K

- FA53300201
- FA53300206
- FA53300212
- FA53300218
- FA53300230
- FA53300233

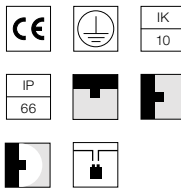
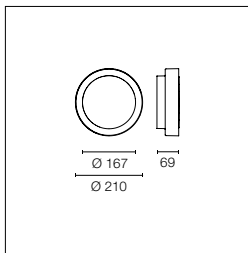
4000K

- FA53300101
- FA53300106
- FA53300112
- FA53300118
- FA53300130
- FA53300133



@ 4000K

Platter 210 Grey / Brown Brick



Inklusive LED-Quelle. Integrierte elektrische Stromversorgung 220-240 V ON/OFF. Mit IP65 Kabelführung für Gummikabel 5 mm ϕ <math><10\text{ mm}</math> und einer 2-poligen Anschlussdose für einen schnellen Anschluss. Um die Dichtigkeit der Kabelführung zu gewährleisten, wird empfohlen, flexible Elektrokabel zu verwenden, die für den Außeneinsatz geeignet sind.

LED source included. Integrated electrical power supply 220-240V ON/OFF. With IP65 cable guide for rubber cables 5mm ϕ <math><10\text{mm}</math> and a 2-pole connection box for a fast connection. To ensure the tightness of the cable guide it's recommended to use flexible electric cables suitable for exterior use.

Mid-Power Led: 11W - 1261 lm \neq OUTPUT 765 lm - 2700K/CRI 80 - 220÷240V / 11W - 1292 lm \neq OUTPUT 787 lm - 3000K/CRI 80 - 220÷240V / 11W - 1334 lm \neq OUTPUT 812 lm - 4000K/CRI 80 - 220÷240V

2700K

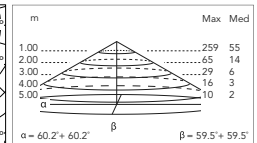
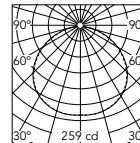
- FA533221

3000K

- FA533231

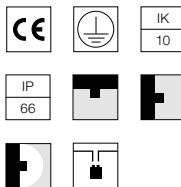
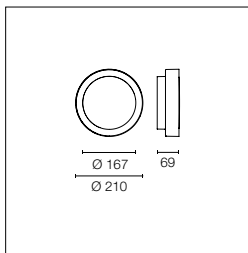
4000K

- FA533241



@ 4000K

Platter 210 Anthracite / Pale Blue



Inklusive LED-Quelle. Integrierte elektrische Stromversorgung 220-240 V ON/OFF. Mit IP65 Kabelführung für Gummikabel 5 mm ϕ <math><10\text{ mm}</math> und einer 2-poligen Anschlussdose für einen schnellen Anschluss. Um die Dichtigkeit der Kabelführung zu gewährleisten, wird empfohlen, flexible Elektrokabel zu verwenden, die für den Außeneinsatz geeignet sind.

LED source included. Integrated electrical power supply 220-240V ON/OFF. With IP65 cable guide for rubber cables 5mm ϕ <math><10\text{mm}</math> and a 2-pole connection box for a fast connection. To ensure the tightness of the cable guide it's recommended to use flexible electric cables suitable for exterior use.

Mid-Power Led: 11W - 1202 lm \neq OUTPUT 732 lm - 2700K/CRI 80 - 220÷240V / 11W - 1292 lm \neq OUTPUT 787 lm - 3000K/CRI 80 - 220÷240V / 11W - 1334 lm \neq OUTPUT 812 lm - 4000K/CRI 80 - 220÷240V

2700K

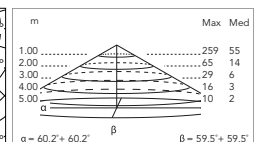
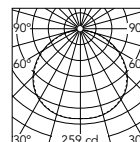
- FA533222

3000K

- FA533232

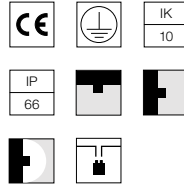
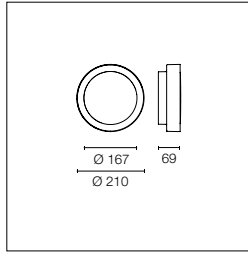
4000K

- FA533242



@ 4000K

Platter 210 Deep Brown / Pale Brown



Inklusive LED-Quelle. Integrierte elektrische Stromversorgung 220-240 V ON/OFF. Mit IP65 Kabelführung für Gummikabel 5 mm \varnothing <math><10\text{ mm}</math> und einer 2-poligen Anschlussdose für einen schnellen Anschluss. Um die Dichtigkeit der Kabelführung zu gewährleisten, wird empfohlen, flexible Elektrokabel zu verwenden, die für den Außeneinsatz geeignet sind.

LED source included. Integrated electrical power supply 220-240V ON/OFF. With IP65 cable guide for rubber cables 5mm \varnothing <math><10\text{ mm}</math> and a 2-pole connection box for a fast connection. To ensure the tightness of the cable guide it's recommended to use flexible electric cables suitable for exterior use.

Mid-Power Led: 11W - 1202 lm \neq OUTPUT 732 lm - 2700K/CRI 80 - 220 \div 240V / 11W - 1292 lm \neq OUTPUT 787 lm - 3000K/CRI 80 - 220 \div 240V / 11W - 1334 lm \neq OUTPUT 812 lm - 4000K/CRI 80 - 220 \div 240V

2700K

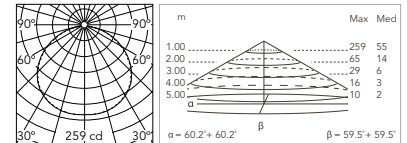
●● FA533223

3000K

●● FA533233

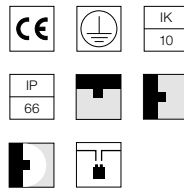
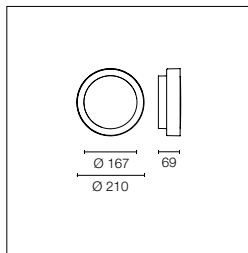
4000K

●● FA533243



@ 4000K

Platter 210 Forest Green / Olive Green



Inklusive LED-Quelle. Integrierte elektrische Stromversorgung 220-240 V ON/OFF. Mit IP65 Kabelführung für Gummikabel 5 mm \varnothing <math><10\text{ mm}</math> und einer 2-poligen Anschlussdose für einen schnellen Anschluss. Um die Dichtigkeit der Kabelführung zu gewährleisten, wird empfohlen, flexible Elektrokabel zu verwenden, die für den Außeneinsatz geeignet sind.

LED source included. Integrated electrical power supply 220-240V ON/OFF. With IP65 cable guide for rubber cables 5mm \varnothing <math><10\text{ mm}</math> and a 2-pole connection box for a fast connection. To ensure the tightness of the cable guide it's recommended to use flexible electric cables suitable for exterior use.

Mid-Power Led: 11W - 1202 lm \neq OUTPUT 732 lm - 2700K/CRI 80 - 220 \div 240V / 11W - 1292 lm \neq OUTPUT 787 lm - 3000K/CRI 80 - 220 \div 240V / 11W - 1334 lm \neq OUTPUT 812 lm - 4000K/CRI 80 - 220 \div 240V

2700K

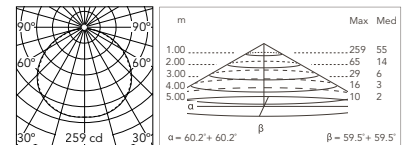
●● FA533224

3000K

●● FA533234

4000K

●● FA533244




@ 4000K

Platter: Zubehörteile / Accessories

Überspannungsschutzgerät.
275 Vac. Maximaler Entladestrom 10KA (8 / 20 μ s). Maximaler Betriebsstrom 5A. Geeignet für Reihenschaltung. IP66.

Surge protection device.
275Vac. Maximum discharge current 10KA (8/20 μ s). Maximum operating current 5A. Suitable for series connection. IP66.

F990E00A000



Emma





Emma Ceiling 2

Emma Wall 1





Emma Wall 3

Emma Wall 1



Par 16
up to 35W
230V - GZ10

Power Led
up to 6W
up to 303 lm - 2700K/CRI 80
up to 328 lm - 3000K/CRI 80
up to 340 lm - 4000K/CRI 80
* Net lumen output
[2200K available on request.](#)

Emma Wall 2
Mono / Double



Par 16
up to 35W
230V - GZ10

Power Led
up to 6,5W
up to 439 lm - 2700K/CRI 80
up to 472 lm - 3000K/CRI 80
up to 488 lm - 4000K/CRI 80
* Net lumen output
[2200K available on request.](#)

Par 16
up to 2 x 35W
230V - GZ10

Power Led
up to 12W
up to 2x439 lm - 2700K/CRI 80
up to 2x472 lm - 3000K/CRI 80
up to 2x488 lm - 4000K/CRI 80
* Net lumen output
[2200K available on request.](#)

Emma Wall 3
Mono / Double



CoB Led
up to 14,5W
up to 1569 lm - 2700K/CRI 80
up to 1687 lm - 3000K/CRI 80
up to 1757 lm - 4000K/CRI 80
* Net lumen output

CoB Led
up to 27W
up to 2x1569 lm - 2700K/CRI 80
up to 2x1687 lm - 3000K/CRI 80
up to 2x1757 lm - 4000K/CRI 80
* Net lumen output

Emma Wall 4
Mono / Double



CoB Led
up to 20W
up to 2121 lm - 2700K/CRI 80
up to 2281 lm - 3000K/CRI 80
up to 2382 lm - 4000K/CRI 80
* Net lumen output

CoB Led
up to 39W
up to 2x2121 lm - 2700K/CRI 80
up to 2x2281 lm - 3000K/CRI 80
up to 2x2382 lm - 4000K/CRI 80
* Net lumen output

Emma Ceiling 2



Power Led
up to 6W
up to 314 lm - 2700K/CRI 80
up to 338 lm - 3000K/CRI 80
up to 363 lm - 4000K/CRI 80
* Net lumen output

Emma Ceiling 3



CoB Led
up to 12W
up to 752 lm - 3000K/CRI 80

CoB Led
up to 15W
up to 1455 lm - 2700K/CRI 80
up to 1564 lm - 3000K/CRI 80
up to 1641 lm - 4000K/CRI 80
* Net lumen output

Emma Ceiling 4



CoB Led
up to 24W
up to 1659 lm - 3000K/CRI 80

CoB Led
up to 20W
up to 1907 lm - 2700K/CRI 80
up to 2050 lm - 3000K/CRI 80
up to 2102 lm - 4000K/CRI 80
* Net lumen output

Beschreibung / Description

Komplette Leuchtenfamilie mit LED-Quelle zur Wand- und Deckenmontage. Sie zeichnen sich durch ihre zylindrische Form aus. Sie sind in verschiedenen Durchmessern und Ausführungen erhältlich, mit doppelschichtiger Pulverbeschichtung und chemischer Oberflächenbehandlung, um eine hohe Korrosionsbeständigkeit zu gewährleisten. Die Befestigungsschrauben sind aus Edelstahl AISI 316L gefertigt.

Emma Wall

Wandleuchte, erhältlich in drei verschiedenen Durchmessern. Erhältlich als Monoemissions- und Bi-Emissionsversion mit verschiedenen Abstrahlwinkeln. Gehäuse aus stranggepresstem Aluminium, Montageplatte und Deckel und Boden aus Aluminiumdruckguss EN AB-47100 (mit geringem Kupferanteil). Extraktarer Glas-Diffusor mit Siebdruckkante und am Rand der Lampe mit einem Roboterklebesystem befestigt, um Wasseransammlung zu vermeiden. Inklusive Edelstahlbügel.

Emma Ceiling

Wandleuchte, erhältlich in drei verschiedenen Durchmessern. Erhältlich als Monoemissions- und Bi-Emissionsversion mit verschiedenen Abstrahlwinkeln. Gehäuse aus stranggepresstem Aluminium, Montageplatte und Deckel und Boden aus Aluminiumdruckguss EN AB-47100 (mit geringem Kupferanteil). Extraktarer Glas-Diffusor mit Siebdruckkante und am Rand der Lampe mit einem Roboterklebesystem befestigt, um Wasseransammlung zu vermeiden. Inklusive Edelstahlbügel.

Complete luminaire family with LED source for wall and ceiling mounting. Defined by their cylinder shape. Available in different diameters and different finishes, with double-layered powder coating and chemical conversion surface treatment to ensure high corrosion resistance. The fixing screws are made of stainless steel AISI 316L.


Emma Wall

Wall luminaire, available in three different diameters. Available in mono-emission and bi-emission versions with different beam angles. Extruded aluminum body, EN AB-47100 die cast aluminum mounting plate and top and bottom lid (with low copper content). Extraclear glass diffuser with silkscreen edge, attached flush to the edge of the lamp with a robotic gluing system to avoid water deposits. Stainless steel bracket included.

Emma Ceiling

Ceiling luminaire, available in three different diameters and different beam angles. Extruded aluminum body, EN AB-47100 die cast aluminum mounting plate and top and bottom lid (with low copper content). Extraclear glass diffuser with silkscreen and textured edge, attached flush to the edge of the lamp with a robotic gluing system to avoid water deposits.

Ausführungen / Colours



01 White



06 Grey



12 Forest Green



18 Deep Brown

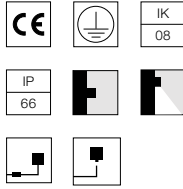
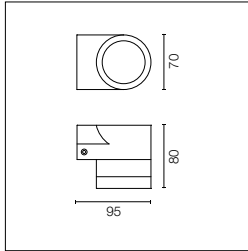


30 Black



33 Anthracite

Emma Wall 1 Retrofit

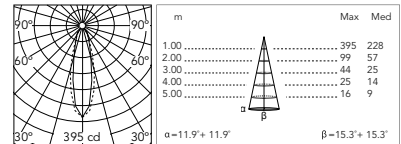


GZ10-Glühbirnenfassung nicht enthalten, kompatibel mit nachrüstbaren LED-Glühbirnen. Elektrische Stromversorgung 220-230 V ON/OFF. Mit IP65 Kabelführung für Gummikabel 5 mm ϕ <math>< 10</math> mm und einer 2-poligen Anschlussdose für einen schnellen Anschluss. Um die Dichtigkeit der Kabelführung zu gewährleisten, wird empfohlen, flexible Elektrokabel zu verwenden, die für den Außeneinsatz geeignet sind.

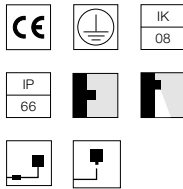
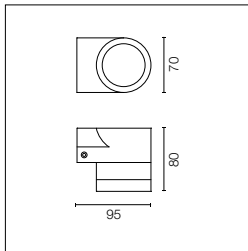
GZ10 bulb holder not included, compatible with retrofit LED bulbs. Electrical power supply 220-230V ON/OFF. With IP65 cable guide for rubber cables 5mm ϕ <math>< 10</math>mm and a 2-pole connection box for fast connections. To ensure the tightness of the cable guide it's recommended to use flexible electric cables suitable for exterior use.

PAR 16: 35W - 230V - GZ 10 - Optional LED bulb: DR PAR 7,5W - 230V - GZ 10 - Lamp max size $\phi 50$ mm H. 55mm

- FA84280001.A
- FA84280006.A
- FA84280012.A
- FA84280018.A
- FA84280030.A
- FA84280033.A



Emma Wall 1



Inklusive LED-Quelle. Integrierte elektrische Stromversorgung 220-240 V ON/OFF. Mit IP65 Kabelführung für Gummikabel 5 mm ϕ <math>< 10</math> mm und einer Anschlussdose für einen schnellen Anschluss. Um die Dichtigkeit der Kabelführung zu gewährleisten, wird empfohlen, flexible Elektrokabel zu verwenden, die für den Außeneinsatz geeignet sind.

LED source included. Integrated electrical power supply 220-240V ON/OFF. With IP65 cable guide for rubber cables 5mm ϕ <math>< 10</math>mm and a connection box for fast connections. To ensure the tightness of the cable guide it's recommended to use flexible electric cables suitable for exterior use.

2200K auf Anfrage erhältlich.

2200K available on request.

Optic Spot 14°

Power Led: 6W - 417 lm \neq OUTPUT 303 lm - 2700K/CRI 80 - 220÷230V / 6W - 447 lm \neq OUTPUT 328 lm - 3000K/CRI 80 - 220÷230V / 6W - 462 lm \neq OUTPUT 340 lm - 4000K/CRI 80 - 220÷230V

2700K

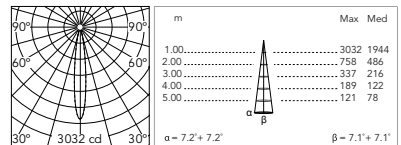
- FA844281101.A
- FA844281106.A
- FA844281112.A
- FA844281118.A
- FA844281130.A
- FA844281133.A

3000K

- FA844281201.A
- FA844281206.A
- FA844281212.A
- FA844281218.A
- FA844281230.A
- FA844281233.A

4000K

- FA844281301.A
- FA844281306.A
- FA844281312.A
- FA844281318.A
- FA844281330.A
- FA844281333.A



@ 3000K

Optic Medium 54°

Power Led: 6W - 417 lm \neq OUTPUT 270 lm - 2700K/CRI 80 - 220÷230V / 6W - 447 lm \neq OUTPUT 293 lm - 3000K/CRI 80 - 220÷230V / 6W - 462 lm \neq OUTPUT 304 lm - 4000K/CRI 80 - 220÷230V

2700K

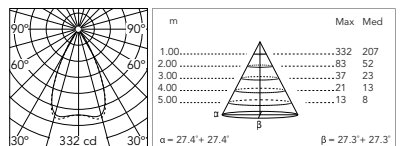
- FA844282101.A
- FA844282106.A
- FA844282112.A
- FA844282118.A
- FA844282130.A
- FA844282133.A

3000K

- FA844282201.A
- FA844282206.A
- FA844282212.A
- FA844282218.A
- FA844282230.A
- FA844282233.A

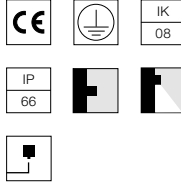
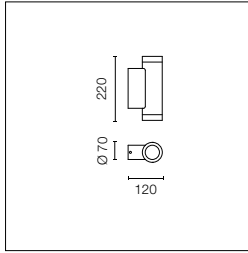
4000K

- FA844282301.A
- FA844282306.A
- FA844282312.A
- FA844282318.A
- FA844282330.A
- FA844282333.A



@ 3000K

Emma Wall 2 Mono Retrofit

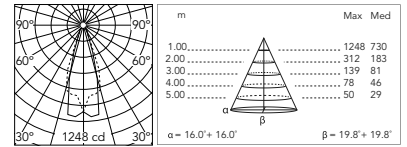


GZ10-Glühbirnenfassung nicht enthalten, kompatibel mit nachrüstbaren LED-Glühbirnen. Elektrische Stromversorgung 220-230 V ON/OFF. Mit IP65 Kabelführung für Gummikabel 5 mm ϕ <math>< 10</math> mm und einer Anschlussdose für einen schnellen Anschluss. Um die Dichtigkeit der Kabelführung zu gewährleisten, wird empfohlen, flexible Elektrokabel zu verwenden, die für den Außeneinsatz geeignet sind.

GZ10 bulb holder not included, compatible with retrofit LED bulbs. Electrical power supply 220-230V ON/OFF. With IP65 cable guide for rubber cables 5mm ϕ <math>< 10</math> mm and a connection box for fast connections. To ensure the tightness of the cable guide it's recommended to use flexible electric cables suitable for exterior use.

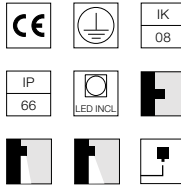
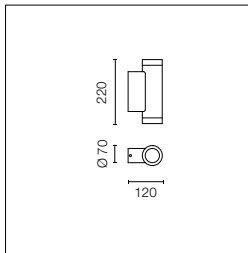
PAR 16: 35W - 230V - GZ 10 - Lamp max size $\phi 50$ mm H. 55mm - Optional LED bulb: DR PAR 7,5W - 230V - GZ 10

- FA116282101
- FA116282106
- FA116282112
- FA116282118
- FA116282130
- FA116282133



@ 4000K

Emma Wall 2 Mono Led



Inklusive LED-Quelle. Integrierte elektrische Stromversorgung 220-240 V ON/OFF. Mit IP65 Kabelführung für Gummikabel 5 mm ϕ <math>< 10</math> mm und einer Anschlussdose für einen schnellen Anschluss. Um die Dichtigkeit der Kabelführung zu gewährleisten, wird empfohlen, flexible Elektrokabel zu verwenden, die für den Außeneinsatz geeignet sind.

LED source included. Integrated electrical power supply 220-240V ON/OFF. With IP65 cable guide for rubber cables 5mm ϕ <math>< 10</math> mm and a connection box for fast connections. To ensure the tightness of the cable guide it's recommended to use flexible electric cables suitable for exterior use.

2200K auf Anfrage erhältlich.

2200K available on request.

Optic Spot 14°

Power Led: 6,5W - 574 lm \neq OUTPUT 439 lm - 2700K/CRI 80 - 110 \div 240V / 6,5W - 617 lm \neq OUTPUT 472 lm - 3000K/CRI 80 - 110 \div 240V / 6,5W - 649 lm \neq OUTPUT 488 lm - 4000K/CRI 80 - 110 \div 240V

2700K

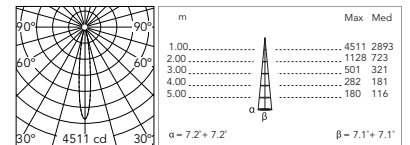
- FA116271201
- FA116271206
- FA116271212
- FA116271218
- FA116271230
- FA116271233

3000K

- FA116561201
- FA116561206
- FA116561212
- FA116561218
- FA116561230
- FA116561233

4000K

- FA1161721201
- FA1161721206
- FA1161721212
- FA1161721218
- FA1161721230
- FA1161721233



@ 4000K

Optic Medium 54°

Power Led: 6,5W - 574 lm \neq OUTPUT 392 lm - 2700K/CRI 80 - 110 \div 240V / 6,5W - 617 lm \neq OUTPUT 422 lm - 3000K/CRI 80 - 110 \div 240V / 6,5W - 649 lm \neq OUTPUT 436 lm - 4000K/CRI 80 - 110 \div 240V

2700K

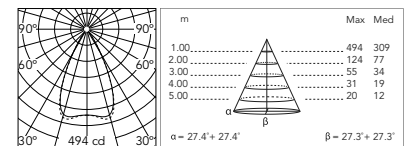
- FA116272101
- FA116272106
- FA116272112
- FA116272118
- FA116272130
- FA116272133

3000K

- FA116562101
- FA116562106
- FA116562112
- FA116562118
- FA116562130
- FA116562133

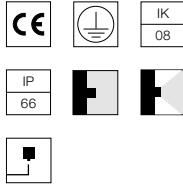
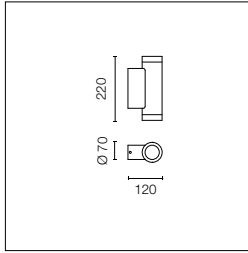
4000K

- FA1161722101
- FA1161722106
- FA1161722112
- FA1161722118
- FA1161722130
- FA1161722133



@ 4000K

Emma Wall 2 Double Retrofit

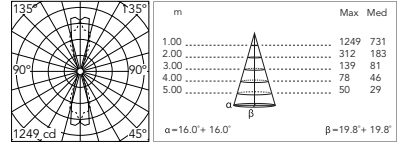


GZ10-Glühbirnenfassung nicht enthalten, kompatibel mit nachrüstbaren LED-Glühbirnen. Elektrische Stromversorgung 220-230 V ON/OFF. Mit IP65 Kabelführung für Gummikabel 5 mm ϕ <math>< 10\text{ mm}</math> und einer 2-poligen Anschlussdose für einen schnellen Anschluss. Um die Dichtigkeit der Kabelführung zu gewährleisten, wird empfohlen, flexible Elektrokabel zu verwenden, die für den Außeneinsatz geeignet sind.

GZ10 bulb holder not included, compatible with retrofit LED bulbs. Electrical power supply 220-230V ON/OFF. With IP65 cable guide for rubber cables 5mm ϕ <math>< 10\text{ mm}</math> and a 2-pole connection box for fast connections. To ensure the tightness of the cable guide it's recommended to use flexible electric cables suitable for exterior use.

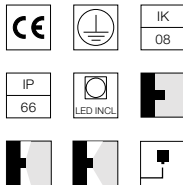
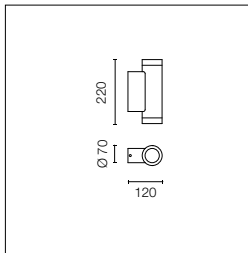
PAR 16: 2x35W - 230V - GZ 10 - Lamp max size $\phi 50\text{ mm}$ H. 55mm - Optional LED bulb: DR PAR 7,5W - 230V - GZ 10

- FA116284201
- FA116284206
- FA116284212
- FA116284218
- FA116284230
- FA116284233



@ 4000K

Emma Wall 2 Double Led



Inklusive LED-Quelle. Elektrische Stromversorgung 220-240 V ON/OFF. Mit IP65 Kabelführung für Gummikabel 5 mm ϕ <math>< 10\text{ mm}</math> und einer Anschlussdose für einen schnellen Anschluss. Um die Dichtigkeit der Kabelführung zu gewährleisten, wird empfohlen, flexible Elektrokabel zu verwenden, die für den Außeneinsatz geeignet sind.

LED source included. Electrical power supply 220-240V ON/OFF. With IP65 cable guide for rubber cables 5mm ϕ <math>< 10\text{ mm}</math> and a connection box for fast connections. To ensure the tightness of the cable guide it's recommended to use flexible electric cables suitable for exterior use.

2200K auf Anfrage erhältlich.

2200K available on request.

Optic Spot 14°

Power Led: 12W - 2x574 lm \neq OUTPUT 2x439 lm - 2700K/CRI 80 - 110÷240V / 12W - 2x617 lm \neq OUTPUT 2x472 lm - 3000K/CRI 80 - 110÷240V / 12W - 2x649 lm \neq OUTPUT 2x488 lm - 4000K/CRI 80 - 110÷240V

2700K

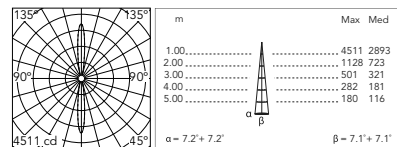
- FA1162711301
- FA1162711306
- FA1162711312
- FA1162711318
- FA1162711330
- FA1162711333

3000K

- FA1165611301
- FA1165611306
- FA1165611312
- FA1165611318
- FA1165611330
- FA1165611333

4000K

- FA11617211301
- FA11617211306
- FA11617211312
- FA11617211318
- FA11617211330
- FA11617211333



@ 4000K

Optic Medium 54°

Power Led: 12W - 2x574 lm \neq OUTPUT 2x392 lm - 2700K/CRI 80 - 110÷240V / 12W - 2x617 lm \neq OUTPUT 2x422 lm - 3000K/CRI 80 - 110÷240V / 12W - 2x649 lm \neq OUTPUT 2x436 lm - 4000K/CRI 80 - 110÷240V

2700K

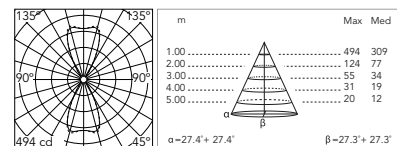
- FA116274201
- FA116274206
- FA116274212
- FA116274218
- FA116274230
- FA116274233

3000K

- FA116564201
- FA116564206
- FA116564212
- FA116564218
- FA116564230
- FA116564233

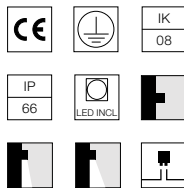
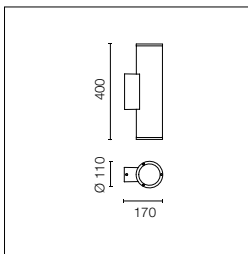
4000K

- FA1161724201
- FA1161724206
- FA1161724212
- FA1161724218
- FA1161724230
- FA1161724233



@ 4000K

Emma Wall 3 Mono



Inklusive LED-Quelle.
Elektrische Stromversorgung
220-240 V ON/OFF. Mit IP65
Kabelführung für Gummikabel
8mm< ϕ <12mm und einer
Anschlussdose für einen
schnellen Anschluss. Um die
Dichtigkeit der Kabelführung
zu gewährleisten, wird
empfohlen, flexible Elektrokabel
zu verwenden, die für den
Außeneinsatz geeignet sind.

LED source included. Electrical
power supply 220-240V ON/
OFF. With IP65 cable guide for
rubber cables 8mm< ϕ <12mm
and a connection box for fast
connections. To ensure the
tightness of the cable guide it's
recommended to use flexible
electric cables suitable for
exterior use.

Optic Spot 20°

CoB Led: 14,5W - 1895 lm \neq OUTPUT 1569 lm - 2700K/CRI 80 - 220 \pm 240V / 14,5W - 2038 lm \neq OUTPUT 1687 lm - 3000K/CRI 80 - 220 \pm 240V / 14,5W - 2123 lm \neq OUTPUT 1757 lm - 4000K/CRI 80 - 220 \pm 240V

2700K

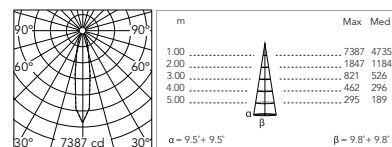
- FA11727914601
- FA11727914606
- FA11727914612
- FA11727914618
- FA11727914630
- FA11727914633

3000K

- FA11726914601
- FA11726914606
- FA11726914612
- FA11726914618
- FA11726914630
- FA11726914633

4000K

- FA11726814601
- FA11726814606
- FA11726814612
- FA11726814618
- FA11726814630
- FA11726814633



@ 4000K

Optic Medium 38°

CoB Led: 14,5W - 1895 lm \neq OUTPUT 1526 lm - 2700K/CRI 80 - 220 \pm 240V / 14,5W - 2038 lm \neq OUTPUT 1641 lm - 3000K/CRI 80 - 220 \pm 240V / 14,5W - 2123 lm \neq OUTPUT 1709 lm - 4000K/CRI 80 - 220 \pm 240V

2700K

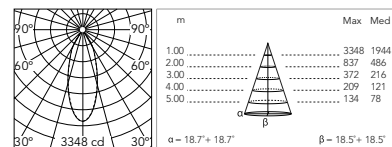
- FA11727914701
- FA11727914706
- FA11727914712
- FA11727914718
- FA11727914730
- FA11727914733

3000K

- FA11726914701
- FA11726914706
- FA11726914712
- FA11726914718
- FA11726914730
- FA11726914733

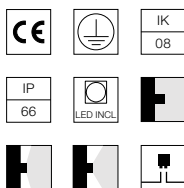
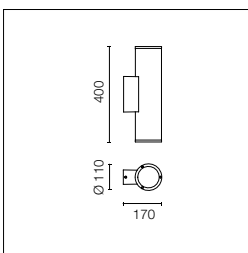
4000K

- FA11726814701
- FA11726814706
- FA11726814712
- FA11726814718
- FA11726814730
- FA11726814733



@ 4000K

Emma Wall 3 Double



Inklusive LED-Quelle.
Elektrische Stromversorgung
220-240 V ON/OFF. Mit IP65
Kabelführung für Gummikabel
8mm< ϕ <12mm und einer
Anschlussdose für einen
schnellen Anschluss. Um die
Dichtigkeit der Kabelführung
zu gewährleisten, wird
empfohlen, flexible Elektrokabel
zu verwenden, die für den
Außeneinsatz geeignet sind.

LED source included. Electrical
power supply 220-240V ON/
OFF. With IP65 cable guide for
rubber cables 8mm< ϕ <12mm
and a connection box for fast
connections. To ensure the
tightness of the cable guide it's
recommended to use flexible
electric cables suitable for
exterior use.

Optic Spot 20°

CoB Led: 27W - 2x1895 lm \neq OUTPUT 2x1569 lm - 2700K/CRI 80 - 220 \pm 240V / 27W - 2x2038 lm \neq OUTPUT 2x1687 lm - 3000K/CRI 80 - 220 \pm 240V / 27W - 2x2123 lm \neq OUTPUT 2x1757 lm - 4000K/CRI 80 - 220 \pm 240V

2700K

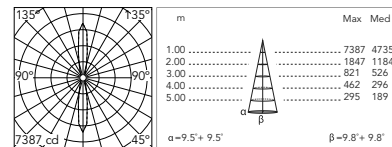
- FA11727914801
- FA11727914806
- FA11727914812
- FA11727914818
- FA11727914830
- FA11727914833

3000K

- FA11726914801
- FA11726914806
- FA11726914812
- FA11726914818
- FA11726914830
- FA11726914833

4000K

- FA11726814801
- FA11726814806
- FA11726814812
- FA11726814818
- FA11726814830
- FA11726814833



@ 4000K

Optic Medium 38°

CoB Led: 27W - 2x1895 lm \neq OUTPUT 2x1526 lm - 2700K/CRI 80 - 220 \pm 240V / 27W - 2x2038 lm \neq OUTPUT 2x1641 lm - 3000K/CRI 80 - 220 \pm 240V / 27W - 2x2123 lm \neq OUTPUT 2x1709 lm - 4000K/CRI 80 - 220 \pm 240V

2700K

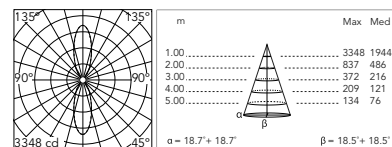
- FA11727914901
- FA11727914906
- FA11727914912
- FA11727914918
- FA11727914930
- FA11727914933

3000K

- FA11726914901
- FA11726914906
- FA11726914912
- FA11726914918
- FA11726914930
- FA11726914933

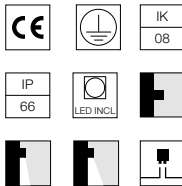
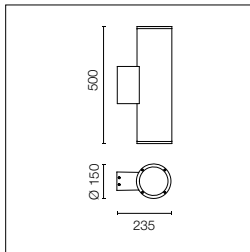
4000K

- FA11726814901
- FA11726814906
- FA11726814912
- FA11726814918
- FA11726814930
- FA11726814933



@ 4000K

Emma Wall 4 Mono



Inklusive LED-Quelle. Elektrische Stromversorgung 220-240 V ON/OFF. Mit IP65 Kabelführung für Gummikabel 8 mm \varnothing <math>< 12</math> mm und einer Anschlussdose für einen schnellen Anschluss. Um die Dichtigkeit der Kabelführung zu gewährleisten, wird empfohlen, flexible Elektrokabel zu verwenden, die für den Außeneinsatz geeignet sind.

LED source included. Electrical power supply 220-240V ON/OFF. With IP65 cable guide for rubber cables 8mm \varnothing <math>< 12</math> mm and a connection box for fast connections. To ensure the tightness of the cable guide it's recommended to use flexible electric cables suitable for exterior use.

Optic Spot 18°

CoB Led: 20W - 2744 lm \neq OUTPUT 2121 lm - 2700K/CRI 80 - 220÷240V / 20W - 2950 lm \neq OUTPUT 2281 lm - 3000K/CRI 80 - 220÷240V / 20W - 3080 lm \neq OUTPUT 2382 lm - 4000K/CRI 80 - 220÷240V

2700K

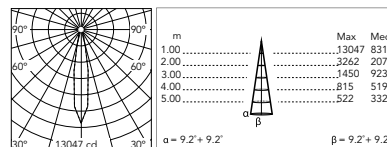
- FA11828215001
- FA11828215006
- FA11828215012
- FA11828215018
- FA11828215030
- FA11828215033

3000K

- FA11827215001
- FA11827215006
- FA11827215012
- FA11827215018
- FA11827215030
- FA11827215033

4000K

- FA11827115001
- FA11827115006
- FA11827115012
- FA11827115018
- FA11827115030
- FA11827115033



@ 4000K

Optic Medium 42°

CoB Led: 20W - 2744 lm \neq OUTPUT 2030 lm - 2700K/CRI 80 - 220÷240V / 20W - 2950 lm \neq OUTPUT 2183 lm - 3000K/CRI 80 - 220÷240V / 20W - 3080 lm \neq OUTPUT 2279 lm - 4000K/CRI 80 - 220÷240V

2700K

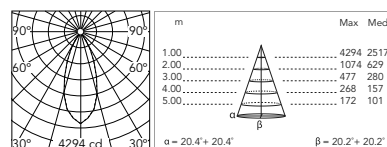
- FA11828215101
- FA11828215106
- FA11828215112
- FA11828215118
- FA11828215130
- FA11828215133

3000K

- FA11827215101
- FA11827215106
- FA11827215112
- FA11827215118
- FA11827215130
- FA11827215133

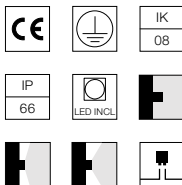
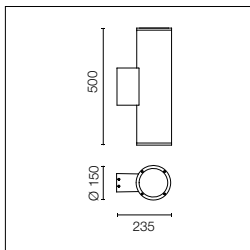
4000K

- FA11827115101
- FA11827115106
- FA11827115112
- FA11827115118
- FA11827115130
- FA11827115133



@ 4000K

Emma Wall 4 Double



Inklusive LED-Quelle. Elektrische Stromversorgung 220-240 V ON/OFF. Mit IP65 Kabelführung für Gummikabel 8 mm \varnothing <math>< 12</math> mm und einer Anschlussdose für einen schnellen Anschluss. Um die Dichtigkeit der Kabelführung zu gewährleisten, wird empfohlen, flexible Elektrokabel zu verwenden, die für den Außeneinsatz geeignet sind.

LED source included. Electrical power supply 220-240V ON/OFF. With IP65 cable guide for rubber cables 8mm \varnothing <math>< 12</math> mm and a connection box for fast connections. To ensure the tightness of the cable guide it's recommended to use flexible electric cables suitable for exterior use.

Optic Spot 18°

CoB Led: 39W - 2x2744 lm \neq OUTPUT 2x2121 lm - 2700K/CRI 80 - 220÷240V / 39W - 2x2950 lm \neq OUTPUT 2x2281 lm - 3000K/CRI 80 - 220÷240V / 39W - 2x3080 lm \neq OUTPUT 2x2382 lm - 4000K/CRI 80 - 220÷240V

2700K

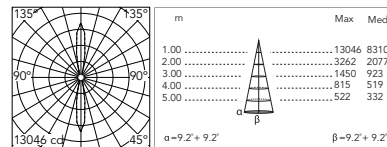
- FA11828215201
- FA11828215206
- FA11828215212
- FA11828215218
- FA11828215230
- FA11828215233

3000K

- FA11827215201
- FA11827215206
- FA11827215212
- FA11827215218
- FA11827215230
- FA11827215233

4000K

- FA11827115201
- FA11827115206
- FA11827115212
- FA11827115218
- FA11827115230
- FA11827115233



@ 4000K

Optic Medium 42°

CoB Led: 39W - 2x2744 lm \neq OUTPUT 2x2030 lm - 2700K/CRI 80 - 220÷240V / 39W - 2x2950 lm \neq OUTPUT 2x2183 lm - 3000K/CRI 80 - 220÷240V / 39W - 2x3080 lm \neq OUTPUT 2x2279 lm - 4000K/CRI 80 - 220÷240V

2700K

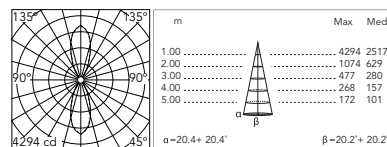
- FA11828215301
- FA11828215306
- FA11828215312
- FA11828215318
- FA11828215330
- FA11828215333

3000K

- FA11827215301
- FA11827215306
- FA11827215312
- FA11827215318
- FA11827215330
- FA11827215333

4000K

- FA11827115301
- FA11827115306
- FA11827115312
- FA11827115318
- FA11827115330
- FA11827115333



@ 4000K

Emma Wall: Zubehörteile / Accessories

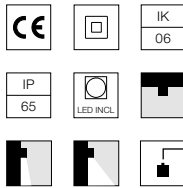
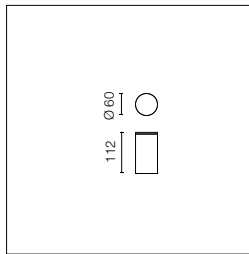
2-Wege-Klemmleiste 4-polig
IP68. (ø7÷12mm Kabel).

2 way terminal block 4 poles
IP68. (ø7÷12mm cable).

F990C040000



Emma Ceiling 2



Inklusive LED-Quelle. Integrierte elektrische Stromversorgung 220-240 V ON/OFF. Mit IP65 Kabelführung für Gummikabel 5 mm ϕ <math>< 9</math> mm und einer Anschlussdose für einen schnellen Anschluss. Um die Dichtigkeit der Kabelführung zu gewährleisten, wird empfohlen, flexible Elektrokabel zu verwenden, die für den Außeneinsatz geeignet sind.

LED source included. Integrated electrical power supply 220-240V ON/OFF. With IP65 cable guide for rubber cables 5mm ϕ <math>< 9</math>mm and a connection box for fast connections. To ensure the tightness of the cable guide it's recommended to use flexible electric cables suitable for exterior use.

Optic Spot 15°

Power Led: 6W - 442 lm \neq OUTPUT 396 lm - 2700K/CRI 80 - 220÷240V / 6W - 475 lm \neq OUTPUT 426 lm - 3000K/CRI 80 - 220÷240V / 6W - 510 lm \neq OUTPUT 458 lm - 4000K/CRI 80 - 220÷240V

2700K

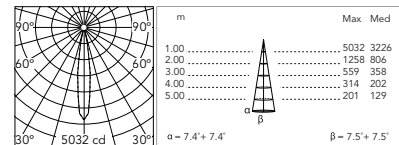
- FA53124201.A
- FA53124206.A
- FA53124212.A
- FA53124218.A
- FA53124230.A
- FA53124233.A

3000K

- FA53104201
- FA53104206
- FA53104212
- FA53104218
- FA53104230
- FA53104233

4000K

- FA53104101
- FA53104106
- FA53104112
- FA53104118
- FA53104130
- FA53104133



@ 4000K

Optic Flood 65°

Power Led: 6W - 442 lm \neq OUTPUT 314 lm - 2700K/CRI 80 - 220÷240V / 6W - 475 lm \neq OUTPUT 338 lm - 3000K/CRI 80 - 220÷240V / 6W - 510 lm \neq OUTPUT 363 lm - 4000K/CRI 80 - 220÷240V

2700K

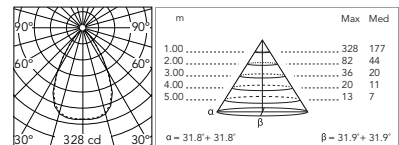
- FA53124401.A
- FA53124406.A
- FA53124412.A
- FA53124418.A
- FA53124430.A
- FA53124433.A

3000K

- FA53104401
- FA53104406
- FA53104412
- FA53104418
- FA53104430
- FA53104433

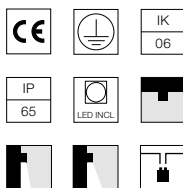
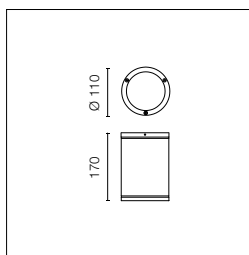
4000K

- FA53104301
- FA53104306
- FA53104312
- FA53104318
- FA53104330
- FA53104333



@ 4000K

Emma Ceiling 3 Direct Voltage



Inklusive LED-Quelle. LED-Modul konfiguriert, damit es direkt am Netz 220-230V ON/OFF funktioniert. Mit IP65 Kabelführung für Gummikabel 5 mm ϕ <math>< 9</math> mm und einer Anschlussdose für einen schnellen Anschluss. Um die Dichtigkeit der Kabelführung zu gewährleisten, wird empfohlen, flexible Elektrokabel zu verwenden, die für den Außeneinsatz geeignet sind.

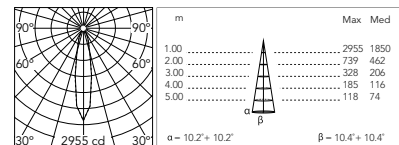
LED source included. LED module configured to work directly on the mains 220-230V ON/OFF. With IP65 cable guide for rubber cables 5mm ϕ <math>< 9</math>mm and a connection box for fast connections. To ensure the tightness of the cable guide it's recommended to use flexible electric cables suitable for exterior use.

Optic Spot 20°

CoB Led: 12W - 951 lm \neq OUTPUT 752 lm - 3000K/CRI 80 - 220÷230V

3000K

- FA53102901
- FA53102906
- FA53102912
- FA53102918
- FA53102930
- FA53102933



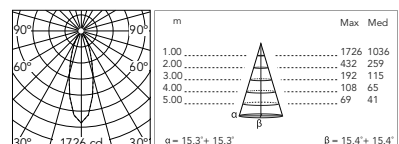
@ 3000K

Optic Medium 30°

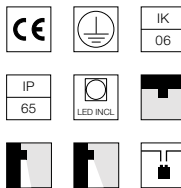
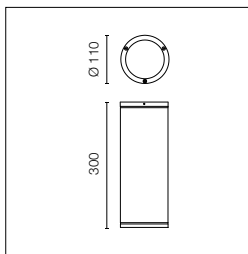
CoB Led: 12W - 951 lm \neq OUTPUT 713 lm - 3000K/CRI 80 - 220÷230V

3000K

- FA53103001
- FA53103006
- FA53103012
- FA53103018
- FA53103030
- FA53103033



@ 3000K



Inklusive LED-Quelle. Integrierte Stromversorgung 220-230 V ON/OFF und dimmbar 1-10 V oder DALI. Mit IP65 Kabelführung für Gummikabel 5 mm ϕ <math>< 9</math> mm und einer Anschlussdose für einen schnellen Anschluss. Um die Dichtigkeit der Kabelführung zu gewährleisten, wird empfohlen, flexible Elektrokabel zu verwenden, die für den Außeneinsatz geeignet sind.

LED source included. Integrated power supply 220-230V ON/OFF and dimmable 1-10V or DALI. With IP65 cable guide for rubber cables 5mm ϕ <math>< 9</math>mm and a connection box for fast connections. To ensure the tightness of the cable guide it's recommended to use flexible electric cables suitable for exterior use.

Optic Spot 20°

CoB Led: 15W - 1622 lm \neq OUTPUT 1455 lm - 2700K/CRI 80 - 220÷240V / 15W - 1744 lm \neq OUTPUT 1564 lm - 3000K/CRI 80 - 220÷240V / 15W - 1829 lm \neq OUTPUT 1641 lm - 4000K/CRI 80 - 220÷240V

2700K

Non Dimmable

- FA53121201
- FA53121206
- FA53121212
- FA53121218
- FA53121230
- FA53121233

1-10V

- FA53121201-310
- FA53121206-310
- FA53121212-310
- FA53121218-310
- FA53121230-310
- FA53121233-310

Dali

- FA53121201-300.A
- FA53121206-300.A
- FA53121212-300.A
- FA53121218-300.A
- FA53121230-300.A
- FA53121233-300.A

3000K

Non Dimmable

- FA53101201
- FA53101206
- FA53101212
- FA53101218
- FA53101230
- FA53101233

1-10V

- FA53101201-310
- FA53101206-310
- FA53101212-310
- FA53101218-310
- FA53101230-310
- FA53101233-310

Dali

- FA53101201-300.A
- FA53101206-300.A
- FA53101212-300.A
- FA53101218-300.A
- FA53101230-300.A
- FA53101233-300.A

4000K

Non Dimmable

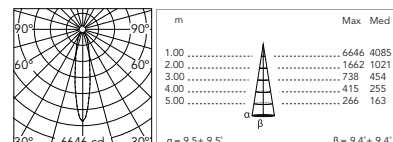
- FA53101101
- FA53101106
- FA53101112
- FA53101118
- FA53101130
- FA53101133

1-10V

- FA53101101-310
- FA53101106-310
- FA53101112-310
- FA53101118-310
- FA53101130-310
- FA53101133-310

Dali

- FA53101101-300.A
- FA53101106-300.A
- FA53101112-300.A
- FA53101118-300.A
- FA53101130-300.A
- FA53101133-300.A



@ 4000K

Optic Medium 40°

CoB Led: 15W - 1622 lm \neq OUTPUT 1443 lm - 2700K/CRI 80 - 220÷240V / 15W - 1744 lm \neq OUTPUT 1552 lm - 3000K/CRI 80 - 220÷240V / 15W - 1829 lm \neq OUTPUT 1628 lm - 4000K/CRI 80 - 220÷240V

2700K

Non Dimmable

- FA53120901
- FA53120906
- FA53120912
- FA53120918
- FA53120930
- FA53120933

1-10V

- FA53120901-310
- FA53120906-310
- FA53120912-310
- FA53120918-310
- FA53120930-310
- FA53120933-310

Dali

- FA53120901-300.A
- FA53120906-300.A
- FA53120912-300.A
- FA53120918-300.A
- FA53120930-300.A
- FA53120933-300.A

3000K

Non Dimmable

- FA53100901
- FA53100906
- FA53100912
- FA53100918
- FA53100930
- FA53100933

1-10V

- FA53100901-310
- FA53100906-310
- FA53100912-310
- FA53100918-310
- FA53100930-310
- FA53100933-310

Dali

- FA53100901-300.A
- FA53100906-300.A
- FA53100912-300.A
- FA53100918-300.A
- FA53100930-300.A
- FA53100933-300.A

4000K

Non Dimmable

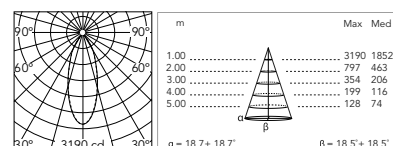
- FA53100801
- FA53100806
- FA53100812
- FA53100818
- FA53100830
- FA53100833

1-10V

- FA53100801-310
- FA53100806-310
- FA53100812-310
- FA53100818-310
- FA53100830-310
- FA53100833-310

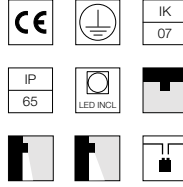
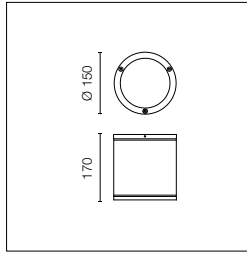
Dali

- FA53100801-300.A
- FA53100806-300.A
- FA53100812-300.A
- FA53100818-300.A
- FA53100830-300.A
- FA53100833-300.A



@ 4000K

Emma Ceiling 4 Direct Voltage



Inklusive LED-Quelle. LED-Modul konfiguriert, damit es direkt am Netz 220-230V ON/OFF funktioniert. Mit IP65 Kabelführung für Gummikabel 5 mm ϕ <math>< 9</math> mm und einer Anschlussdose für einen schnellen Anschluss. Um die Dichtigkeit der Kabelführung zu gewährleisten, wird empfohlen, flexible Elektrokabel zu verwenden, die für den Außeneinsatz geeignet sind.

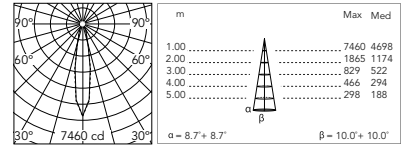
LED source included. LED module configured to work directly on the mains 220-230V ON/OFF. With IP65 cable guide for rubber cables 5mm ϕ <math>< 9</math>mm and a connection box for fast connections. To ensure the tightness of the cable guide it's recommended to use flexible electric cables suitable for exterior use.

Optic Spot 20°

CoB Led: 24W - 2303 lm \neq OUTPUT 1659 lm - 3000K/CRI 80 - 220÷230V

3000K

- FA53103101
- FA53103106
- FA53103112
- FA53103118
- FA53103130
- FA53103133

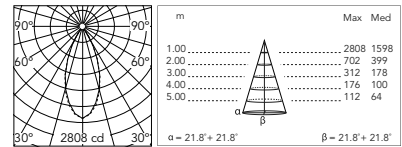


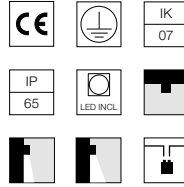
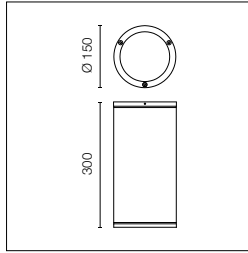
Optic Medium 40°

CoB Led: 24W - 2303 lm \neq OUTPUT 1610 lm - 3000K/CRI 80 - 220÷230V

3000K

- FA53103201
- FA53103206
- FA53103212
- FA53103218
- FA53103230
- FA53103233





Inklusive LED-Quelle. Integrierte Stromversorgung 220-230 V ON/OFF und dimmbar 1-10 V oder DALI. Mit IP65 Kabelführung für Gummikabel 5 mm ϕ <math>< 9</math> mm und einer Anschlussdose für einen schnellen Anschluss. Um die Dichtigkeit der Kabelführung zu gewährleisten, wird empfohlen, flexible Elektrokabel zu verwenden, die für den Außeneinsatz geeignet sind.

LED source included. Integrated power supply 220-230V ON/OFF and dimmable 1-10V or DALI. With IP65 cable guide for rubber cables 5mm ϕ <math>< 9</math>mm and a connection box for fast connections. To ensure the tightness of the cable guide it's recommended to use flexible electric cables suitable for exterior use.

Optic Spot 20°

CoB Led: 20W - 2387 lm \neq OUTPUT 1907 lm - 2700K/CRI 80 - 220÷240V / 20W - 2567 lm \neq OUTPUT 2050 lm - 3000K/CRI 80 - 220÷240V / 20W - 2632 lm \neq OUTPUT 2102 lm - 4000K/CRI 80 - 220÷240V

2700K

Non Dimmable

- FA53122401
- FA53122406
- FA53122412
- FA53122418
- FA53122430
- FA53122433

1-10V

- FA53122401-310
- FA53122406-310
- FA53122412-310
- FA53122418-310
- FA53122430-310
- FA53122433-310

Dali

- FA53122401-300.A
- FA53122406-300.A
- FA53122412-300.A
- FA53122418-300.A
- FA53122430-300.A
- FA53122433-300.A

3000K

Non Dimmable

- FA53102401
- FA53102406
- FA53102412
- FA53102418
- FA53102430
- FA53102433

1-10V

- FA53102401-310
- FA53102406-310
- FA53102412-310
- FA53102418-310
- FA53102430-310
- FA53102433-310

Dali

- FA53102401-300.A
- FA53102406-300.A
- FA53102412-300.A
- FA53102418-300.A
- FA53102430-300.A
- FA53102433-300.A

4000K

Non Dimmable

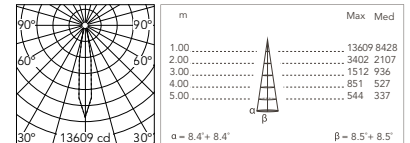
- FA53102501
- FA53102506
- FA53102512
- FA53102518
- FA53102530
- FA53102533

1-10V

- FA53102501-310
- FA53102506-310
- FA53102512-310
- FA53102518-310
- FA53102530-310
- FA53102533-310

Dali

- FA53102501-300.A
- FA53102506-300.A
- FA53102512-300.A
- FA53102518-300.A
- FA53102530-300.A
- FA53102533-300.A



@ 4000K

Optic Medium 40°

CoB Led: 20W - 2387 lm \neq OUTPUT 1923 lm - 2700K/CRI 80 - 220÷240V / 20W - 2567 lm \neq OUTPUT 2068 lm - 3000K/CRI 80 - 220÷240V / 20W - 2632 lm \neq OUTPUT 2121 lm - 4000K/CRI 80 - 220÷240V

2700K

Non Dimmable

- FA53122101
- FA53122106
- FA53122112
- FA53122118
- FA53122130
- FA53122133

1-10V

- FA53122101-310
- FA53122106-310
- FA53122112-310
- FA53122118-310
- FA53122130-310
- FA53122133-310

Dali

- FA53122101-300.A
- FA53122106-300.A
- FA53122112-300.A
- FA53122118-300.A
- FA53122130-300.A
- FA53122133-300.A

3000K

Non Dimmable

- FA53102101
- FA53102106
- FA53102112
- FA53102118
- FA53102130
- FA53102133

1-10V

- FA53102101-310
- FA53102106-310
- FA53102112-310
- FA53102118-310
- FA53102130-310
- FA53102133-310

Dali

- FA53102101-300.A
- FA53102106-300.A
- FA53102112-300.A
- FA53102118-300.A
- FA53102130-300.A
- FA53102133-300.A

4000K

Non Dimmable

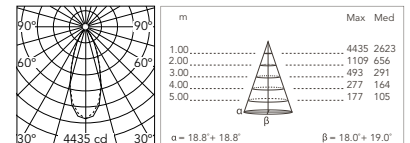
- FA53102001
- FA53102006
- FA53102012
- FA53102018
- FA53102030
- FA53102033

1-10V

- FA53102001-310
- FA53102006-310
- FA53102012-310
- FA53102018-310
- FA53102030-310
- FA53102033-310

Dali

- FA53102001-300.A
- FA53102006-300.A
- FA53102012-300.A
- FA53102018-300.A
- FA53102030-300.A
- FA53102033-300.A




@ 4000K

Emma: Zubehörteile / Accessories

Überspannungsschutzgerät.
275 Vac. Maximaler Entladestrom 10KA (8 / 20µs). Maximaler Betriebsstrom 5A. Geeignet für Reihenschaltung. IP66.

Surge protection device.
275Vac. Maximum discharge current 10KA (8/20µs). Maximum operating current 5A. Suitable for series connection. IP66.

LED Lamps
F990E00A000



Leila







Familie / Family

Leila 1



CoB Led

up to 14W
up to 941 lm - 2700K/CRI 80
up to 980 lm - 3000K/CRI 80
up to 1073 lm - 4000K/CRI 80
* Net lumen output

Leila 2



CoB Led

up to 14W
up to 1457 lm - 2700K/CRI 80
up to 1567 lm - 3000K/CRI 80
up to 1653 lm - 4000K/CRI 80
* Net lumen output

Leila 3



CoB Led

up to 28W
up to 2380 lm - 2700K/CRI 80
up to 2559 lm - 3000K/CRI 80
up to 2700 lm - 4000K/CRI 80
* Net lumen output

Leila 4



CoB Led

up to 40W
up to 3443 lm - 2700K/CRI 80
up to 3742 lm - 3000K/CRI 80
up to 3929 lm - 4000K/CRI 80
* Net lumen output

Ausführungen / Colours



01 White

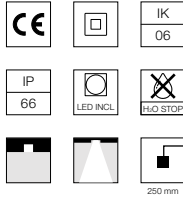
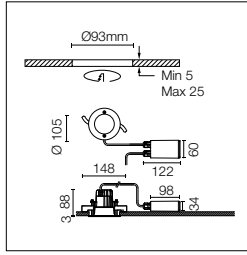


56 Matt Stainless Steel

Beschreibung / Description

Leuchtenfamilie mit LED-Quelle für Deckeneinbau oder Gipskarton-Zwischendeckenmontage. Sie zeichnen sich durch ihre runde Form aus. Erhältlich in vier Dimensionen und verschiedenen Abstrahlwinkeln per Dimension. Gehäuse aus Aluminiumdruckguss EN AB-47100 (mit geringem Kupferanteil), Außendeckel aus Edelstahl AISI 316L, kugelgestrahlt und mattweiß lackiert. Texturierter Diffusor mit Siebdruckkante, mit einem Roboterklebesystem an der Lampe befestigt. Die Befestigungsschrauben sind aus Edelstahl AISI 316L gefertigt. Ausgestattet mit einem wasserdichten M12-Gewindeanschluss, der das Eindringen von Wasser verhindert und einen schnellen Anschluss an die Kabeleinheit ermöglicht. Die Stromversorgung wird zusammen mit einem IP67-Fernbedienungs-kit geliefert, das bei Einbau in eine gemauerte Decke in der Anschlussdose untergebracht wird, oder bei Einbau in eine Zwischendecke direkt neben der Leuchte befestigt wird. Die Anschlussdose zum Einbau in gemauerten oder Stahlbetondecken ist als Zubehör erhältlich.

Luminaire family with LED source for recessed ceiling and plaster-board false ceiling mounting. Defined by their round shape. Available in four dimensions and different beam angles per dimension. EN AB-47100 die cast aluminum body (with low copper content), AISI 316L stainless steel outer lid, shot-blasted and varnished in matte white. Textured glass diffuser with silkscreen edge, attached to the luminaire with a robotic gluing system. The fixing screws are made of stainless steel AISI 316L. Equipped with a watertight M12 threaded connector that prevents water infiltration and facilitates quick connection to the wiring unit. The power supply is supplied together with a remote IP67 kit to be housed in the junction box in case of recessed installation in a masonry ceiling, or supported directly near the luminaire, in case of recessed installation in a false ceiling. The metal junction box to be recessed in case of installation in masonry or reinforced concrete ceilings is available as an accessory.



Inklusive LED-Quelle. Elektrische Stromversorgung 220-240 V ON/OFF: Fernbedienungs kit mit einem 400 mm überstehenden Kabel mit einem wasserdichten M12-Gewindeanschluss an der Lampe und einem 250 mm überstehenden Kabel für den Anschluss ans Netz. Dieses muss bei gemauerten Decken in der Anschlussdose untergebracht werden (muss separat bestellt werden) oder bei Gipskarton-Zwischendecken neben der Leuchte angebracht werden Dimmbare Version auf Anfrage erhältlich.

LED source included. Electrical power supply 220-240V ON/OFF: remote kit with a 400mm cable section with watertight threaded M12 connector on the luminaire and a 250mm cable section for connection on the mains. This needs to be housed in the junction box for masonry ceilings (it needs to be ordered separately) or set next to the luminaire in case of plasterboard false ceilings. Dimmable version available upon request.

Optic Spot 19°

CoB Led: 14W - 941 lm ≠ OUTPUT 859 lm - 2700K/CRI 80 - 220÷240V / 14W - 980 lm ≠ OUTPUT 895 lm - 3000K/CRI 80 - 220÷240V / 14W - 1073 lm ≠ OUTPUT 980 lm - 4000K/CRI 80 - 220÷240V

2700K

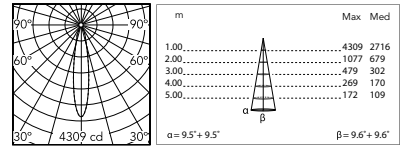
- FA53610901
- FA53610356

3000K

- FA53600901
- FA53600356

4000K

- FA53600801
- FA53600256



@ 3000K

Optic Medium 43°

CoB Led: 14W - 941 lm ≠ OUTPUT 941 lm - 2700K/CRI 80 - 220÷240V / 14W - 980 lm ≠ OUTPUT 980 lm - 3000K/CRI 80 - 220÷240V / 14W - 1073 lm ≠ OUTPUT 1073 lm - 4000K/CRI 80 - 220÷240V

2700K

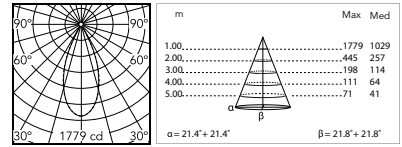
- FA53611201
- FA53610656

3000K

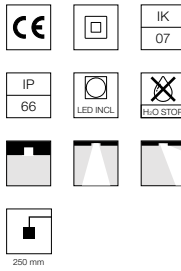
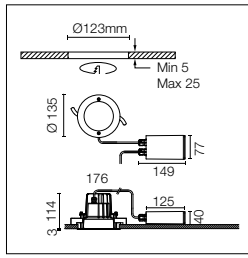
- FA53601201
- FA53600656

4000K

- FA53601101
- FA53600556



@ 3000K



Inklusive LED-Quelle. Integrierte Stromversorgung 220-240V ON/OFF und dimmbar 1-10V oder DALI.: Fernbedienungsset mit einem 400 mm überstehenden Kabel mit einem wasserdichten M12-Gewindeanschluss an der Lampe und einem 250 mm überstehenden Kabel für den Anschluss ans Netz. Dieses muss bei gemauerten Decken in der Anschlussdose untergebracht werden (muss separat bestellt werden) oder bei Gipskarton-Zwischendecken neben der Leuchte angebracht werden Dimmbare Version auf Anfrage erhältlich.

LED source included. Integrated power supply 220-240V ON/OFF and dimmable 1-10V or DALI: remote kit with a 400mm cable section with watertight threaded M12 connector on the luminaire and a 250mm cable section for connection on the mains. This needs to be housed in the junction box for masonry ceilings (it needs to be ordered separately) or set next to the luminaire in case of plasterboard false ceilings. Dimmable version available upon request.

Optic Spot 24°

CoB Led: 14W - 1457 lm ≠ OUTPUT 1457 lm - 2700K/CRI 80 - 220÷240V / 14W - 1567 lm ≠ OUTPUT 1567 lm - 3000K/CRI 80 - 220÷240V / 14W - 1653 lm ≠ OUTPUT 1653 lm - 4000K/CRI 80 - 220÷240V

2700K

Non Dimmable

- FA53612201
- FA53611456
- 1-10V
- FA53612201-310
- FA53611456-310
- Dali
- FA53612201-300
- FA53611456-300

3000K

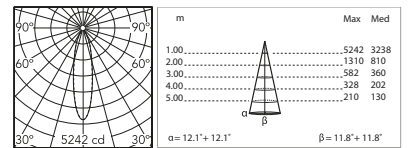
Non Dimmable

- FA53602201
- FA53601456
- 1-10V
- FA53602201-310
- FA53601456-310
- Dali
- FA53602201-300
- FA53601456-300

4000K

Non Dimmable

- FA53602101
- FA53601356
- 1-10V
- FA53602101-310
- FA53601356-310
- Dali
- FA53602101-300
- FA53601356-300



@ 3000K

Optic Medium 37°

CoB Led: 14W - 1457 lm ≠ OUTPUT 1365 lm - 2700K/CRI 80 - 220÷240V / 14W - 1567 lm ≠ OUTPUT 1468 lm - 3000K/CRI 80 - 220÷240V / 14W - 1653 lm ≠ OUTPUT 1549 lm - 4000K/CRI 80 - 220÷240V

2700K

Non Dimmable

- FA53612401
- FA53611656
- 1-10V
- FA53612401-310
- FA53611656-310
- Dali
- FA53612401-300
- FA53611656-300

3000K

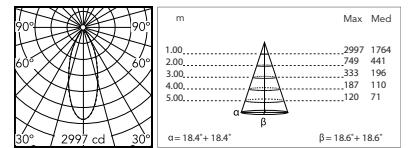
Non Dimmable

- FA53602401
- FA53601656
- 1-10V
- FA53602401-310
- FA53601656-310
- Dali
- FA53602401-300
- FA53601656-300

4000K

Non Dimmable

- FA53602301
- FA53601556
- 1-10V
- FA53602301-310
- FA53601556-310
- Dali
- FA53602301-300
- FA53601556-300



@ 3000K

Asymmetric Optic 12° - 19°

CoB Led: 14W - 1457 lm ≠ OUTPUT 974 lm - 2700K/CRI 80 - 220÷240V / 14W - 1567 lm ≠ OUTPUT 1015 lm - 3000K/CRI 80 - 220÷240V / 14W - 1653 lm ≠ OUTPUT 1111 lm - 4000K/CRI 80 - 220÷240V

2700K

Non Dimmable

- FA53612601
- FA53611856
- 1-10V
- FA53612601-310
- FA53611856-310
- Dali
- FA53612601-300
- FA53611856-300

3000K

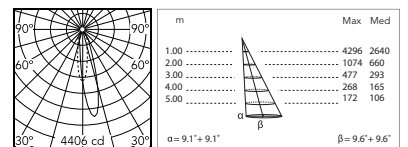
Non Dimmable

- FA53602601
- FA53601856
- 1-10V
- FA53602601-310
- FA53601856-310
- Dali
- FA53602601-300
- FA53601856-300

4000K

Non Dimmable

- FA53602501
- FA53601756
- 1-10V
- FA53602501-310
- FA53601756-310
- Dali
- FA53602501-300
- FA53601756-300



@ 3000K

Asymmetric Optic 12° - 53°

CoB Led: 14W - 1457 lm ≠ OUTPUT 1209 lm - 2700K/CRI 80 - 220÷240V / 14W - 1567 lm ≠ OUTPUT 1259 lm - 3000K/CRI 80 - 220÷240V / 14W - 1653 lm ≠ OUTPUT 1379 lm - 4000K/CRI 80 - 220÷240V

2700K

Non Dimmable

- FA53612801
- FA53612056
- 1-10V
- FA53612801-310
- FA53612056-310
- Dali
- FA53612801-300
- FA53612056-300

3000K

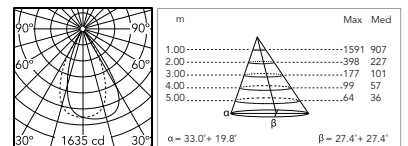
Non Dimmable

- FA53602801
- FA53602056
- 1-10V
- FA53602801-310
- FA53602056-310
- Dali
- FA53602801-300
- FA53602056-300

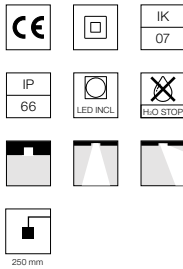
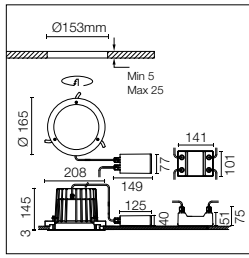
4000K

Non Dimmable

- FA53602701
- FA53601956
- 1-10V
- FA53602701-310
- FA53601956-310
- Dali
- FA53602701-300
- FA53601956-300



@ 3000K



Inklusive LED-Quelle. Integrierte Stromversorgung 220-240V ON/OFF und dimmbar 1-10V oder DALI.: Fernbedienungsset mit einem 400 mm überstehenden Kabel mit einem wasserdichten M12-Gewindeanschluss an der Lampe und einem 250 mm überstehenden Kabel für den Anschluss ans Netz. Dieses muss bei gemauerten Decken in der Anschlussdose untergebracht werden (muss separat bestellt werden) oder bei Gipskarton-Zwischendecken neben der Leuchte angebracht werden Dimmbare Version auf Anfrage erhältlich.

LED source included. Integrated power supply 220-240V ON/OFF and dimmable 1-10V or DALI: remote kit with a 400mm cable section with watertight threaded M12 connector on the luminaire and a 250mm cable section for connection on the mains. This needs to be housed in the junction box for masonry ceilings (it needs to be ordered separately) or set next to the luminaire in case of plasterboard false ceilings. Dimmable version available upon request.

Optic Spot 17°

CoB Led: 28W - 2380 lm ≠ OUTPUT 2380 lm - 2700K/CRI 80 - 220÷240V / 28W - 2559 lm ≠ OUTPUT 2559 lm - 3000K/CRI 80 - 220÷240V / 28W - 2700 lm ≠ OUTPUT 2700 lm - 4000K/CRI 80 - 220÷240V

2700K

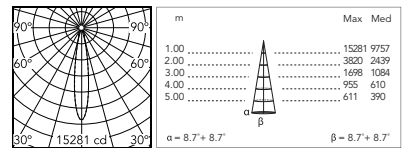
- Non Dimmable
- FA53613801
- FA53613056
- 1-10V
- FA53613801-310
- FA53613056-310
- Dali
- FA53613801-300.A
- FA53613056-300.A

3000K

- Non Dimmable
- FA53603801
- FA53603056
- 1-10V
- FA53603801-310
- FA53603056-310
- Dali
- FA53603801-300.A
- FA53603056-300.A

4000K

- Non Dimmable
- FA53603701
- FA53602956
- 1-10V
- FA53603701-310
- FA53602956-310
- Dali
- FA53603701-300.A
- FA53602956-300.A



@ 3000K

Optic Medium 44°

CoB Led: 28W - 2380 lm ≠ OUTPUT 2325 lm - 2700K/CRI 80 - 220÷240V / 28W - 2559 lm ≠ OUTPUT 2500 lm - 3000K/CRI 80 - 220÷240V / 28W - 2700 lm ≠ OUTPUT 2638 lm - 4000K/CRI 80 - 220÷240V

2700K

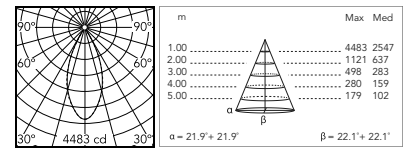
- Non Dimmable
- FA53614001
- FA53613256
- 1-10V
- FA53614001-310
- FA53613256-310
- Dali
- FA53614001-300.A
- FA53613256-300.A

3000K

- Non Dimmable
- FA53604001
- FA53603256
- 1-10V
- FA53604001-310
- FA53603256-310
- Dali
- FA53604001-300.A
- FA53603256-300.A

4000K

- Non Dimmable
- FA53603901
- FA53603156
- 1-10V
- FA53603901-310
- FA53603156-310
- Dali
- FA53603901-300.A
- FA53603156-300.A



@ 3000K

Asymmetric Optic 12° - 29°

CoB Led: 28W - 2380 lm ≠ OUTPUT 2199 lm - 2700K/CRI 80 - 220÷240V / 28W - 2559 lm ≠ OUTPUT 2364 lm - 3000K/CRI 80 - 220÷240V / 28W - 2700 lm ≠ OUTPUT 2494 lm - 4000K/CRI 80 - 220÷240V

2700K

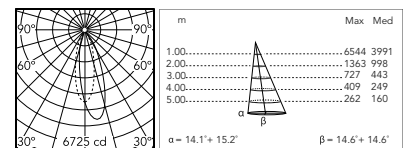
- Non Dimmable
- FA53614201
- FA53613456
- 1-10V
- FA53614201-310
- FA53613456-310
- Dali
- FA53614201-300.A
- FA53613456-300.A

3000K

- Non Dimmable
- FA53604201
- FA53603456
- 1-10V
- FA53604201-310
- FA53603456-310
- Dali
- FA53604201-300.A
- FA53603456-300.A

4000K

- Non Dimmable
- FA53604101
- FA53603356
- 1-10V
- FA53604101-310
- FA53603356-310
- Dali
- FA53604101-300.A
- FA53603356-300.A



@ 3000K

Asymmetric Optic 12° - 37°

CoB Led: 28W - 2380 lm ≠ OUTPUT 2105 lm - 2700K/CRI 80 - 220÷240V / 28W - 2559 lm ≠ OUTPUT 2263 lm - 3000K/CRI 80 - 220÷240V / 28W - 2700 lm ≠ OUTPUT 2387 lm - 4000K/CRI 80 - 220÷240V

2700K

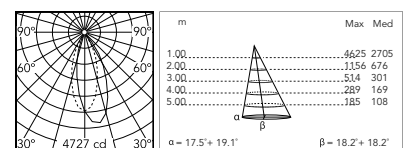
- Non Dimmable
- FA53614401
- FA53613656
- 1-10V
- FA53614401-310
- FA53613656-310
- Dali
- FA53614401-300.A
- FA53613656-300.A

3000K

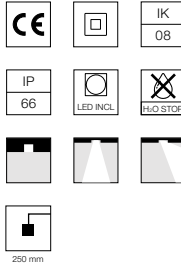
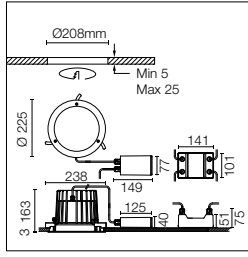
- Non Dimmable
- FA53604401
- FA53603656
- 1-10V
- FA53604401-310
- FA53603656-310
- Dali
- FA53604401-300.A
- FA53603656-300.A

4000K

- Non Dimmable
- FA53604301
- FA53603556
- 1-10V
- FA53604301-310
- FA53603556-310
- Dali
- FA53604301-300.A
- FA53603556-300.A



@ 3000K



Inklusive LED-Quelle. Integrierte Stromversorgung 220-240V ON/OFF und dimmbar 1-10V oder DALI.: Fernbedienungsset mit einem 400 mm überstehenden Kabel mit einem wasserdichten M12-Gewindeanschluss an der Lampe und einem 250 mm überstehenden Kabel für den Anschluss ans Netz. Dieses muss bei gemauerten Decken in der Anschlussdose untergebracht werden (muss separat bestellt werden) oder bei Gipskarton-Zwischendecken neben der Leuchte angebracht werden. Dimmbare Version auf Anfrage erhältlich.

LED source included. Integrated power supply 220-240V ON/OFF and dimmable 1-10V or DALI: remote kit with a 400mm cable section with watertight threaded M12 connector on the luminaire and a 250mm cable section for connection on the mains. This needs to be housed in the junction box for masonry ceilings (it needs to be ordered separately) or set next to the luminaire in case of plasterboard false ceilings. Dimmable version available upon request.

Optic Medium 45°

CoB Led: 40W - 3443 lm ≠ OUTPUT 3443 lm - 2700K/CRI 80 - 220÷240V / 40W - 3742 lm ≠ OUTPUT 3742 lm - 3000K/CRI 80 - 220÷240V / 40W - 3929 lm ≠ OUTPUT 3929 lm - 4000K/CRI 80 - 220÷240V

2700K

Non Dimmable

- FA53615601
- FA53614856
- 1-10V
- FA53615601-310
- FA53614856-310
- Dali
- FA53615601-300
- FA53614856-300

3000K

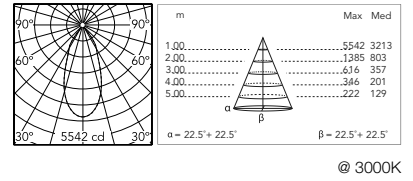
Non Dimmable

- FA53605601
- FA53604856
- 1-10V
- FA53605601-310
- FA53604856-310
- Dali
- FA53605601-300
- FA53604856-300

4000K

Non Dimmable

- FA53605501
- FA53604756
- 1-10V
- FA53605501-310
- FA53604756-310
- Dali
- FA53605501-300
- FA53604756-300



Asymmetric Optic 12° - 21°

CoB Led: 40W - 3443 lm ≠ OUTPUT 3104 lm - 2700K/CRI 80 - 220÷240V / 40W - 3742 lm ≠ OUTPUT 3338 lm - 3000K/CRI 80 - 220÷240V / 40W - 3929 lm ≠ OUTPUT 3522 lm - 4000K/CRI 80 - 220÷240V

2700K

Non Dimmable

- FA53615801
- FA53615056
- 1-10V
- FA53615801-310
- FA53615056-310
- Dali
- FA53615801-300
- FA53615056-300

3000K

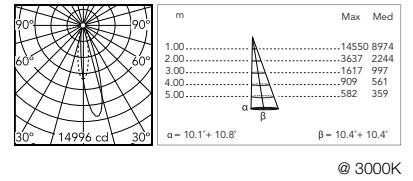
Non Dimmable

- FA53605801
- FA53605056
- 1-10V
- FA53605801-310
- FA53605056-310
- Dali
- FA53605801-300
- FA53605056-300

4000K

Non Dimmable

- FA53605701
- FA53604956
- 1-10V
- FA53605701-310
- FA53604956-310
- Dali
- FA53605701-300
- FA53604956-300



Asymmetric Optic 12° - 41°

CoB Led: 40W - 3443 lm ≠ OUTPUT 3066 lm - 2700K/CRI 80 - 220÷240V / 40W - 3742 lm ≠ OUTPUT 3297 lm - 3000K/CRI 80 - 220÷240V / 40W - 3929 lm ≠ OUTPUT 3478 lm - 4000K/CRI 80 - 220÷240V

2700K

Non Dimmable

- FA53616001
- FA53615256
- 1-10V
- FA53616001-310
- FA53615256-310
- Dali
- FA53616001-300
- FA53615256-300

3000K

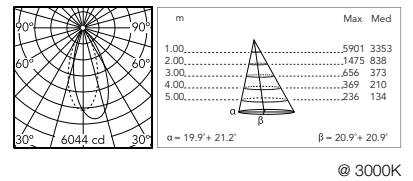
Non Dimmable

- FA53606001
- FA53605256
- 1-10V
- FA53606001-310
- FA53605256-310
- Dali
- FA53606001-300
- FA53605256-300


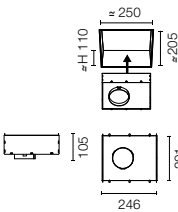

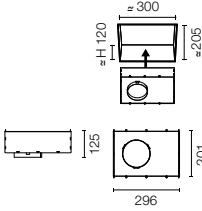
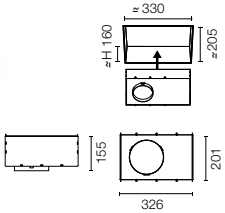

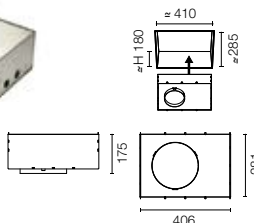

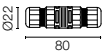


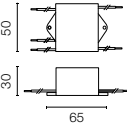
4000K

Non Dimmable

- FA53605901
- FA53605156
- 1-10V
- FA53605901-310
- FA53605156-310
- Dali
- FA53605901-300
- FA53605156-300



Leila: Zubehörteile / Accessories

Einbaudose aus Metall für Betondecken.	Metal installation box for concrete ceiling.	Leila 1 FA196		
Einbaudose aus Metall für Betondecken.	Metal installation box for concrete ceiling.	Leila 2 FA197		
Einbaudose aus Metall für Betondecken.	Metal installation box for concrete ceiling.	Leila 3 FA198		
Einbaudose aus Metall für Betondecken.	Metal installation box for concrete ceiling.	Leila 4 FA199		
Verbindungssystem, IP68, 2-Wege-H ₂ O -Antikondensat, 4-polig, (ø5,5÷12mm Kabel).	2 way terminal block 4 poles IP68 H ₂ O Stop. (ø5,5÷12mm cable).	F990C00A000		
Verbindungssystem, IP68, 3/4-Wege-H ₂ O -Antikondensat, 4-polig, (ø5,5÷12mm Kabel).	3/4 way terminal block 4 poles IP68 H ₂ O Stop. (ø5,5÷12mm cable).	F990C010000		
Überspannungsschutzgerät. 275 Vac. Maximaler Entladestrom 10KA (8 / 20µs). Maximaler Betriebsstrom 5A. Geeignet für Reihenschaltung. IP66.	Surge protection device. 275Vac. Maximum discharge current 10KA (8/20µs). Maximum operating current 5A. Suitable for series connection. IP66.	F990E00A000		

Kirk





Kirk



Familie / Family

Kirk 1



CoB Led

up to 6W
up to 270 lm - 3000K/CRI 80
* Net lumen output

Kirk 2



CoB Led

up to 12W
up to 713 lm - 3000K/CRI 80
* Net lumen output

Kirk 3



CoB Led

up to 24W
up to 1610 lm - 3000K/CRI 80
* Net lumen output

Ausführungen / Colours



01 White



06 Grey



12 Forest Green



18 Deep Brown



30 Black



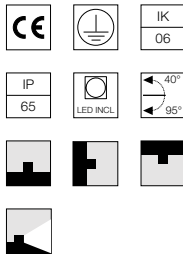
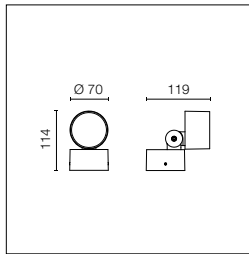
33 Anthracite

Beschreibung / Description

Familie von neigbaren Projektionsleuchten mit LED-Quelle, designed zur Decken-, Wand- und Bodenmontage mit einem Metallstift, das separat bestellt werden muss. Erhältlich in drei Dimensionen. Gehäuse aus gedrehtem Aluminium, Legierung EN AW6060 und Edelstahlbügel AISI 316L. Extraklarer Diffusor mit Siebdruckkante, mit einem Roboterklebesystem an der Lampe befestigt. In verschiedenen Ausführungen erhältlich, mit doppelschichtiger Pulverbeschichtung und chemischer Oberflächenbehandlung, um eine hohe Korrosionsbeständigkeit zu gewährleisten. Die Kabeleinheit hat einen IP68-Anschluss und ist über ein verstellbares Gelenk mit der Sendeeinheit verbunden, so dass sie um ca. 130° auf der vertikalen Achse geneigt werden kann. Der Befestigungsbügel ermöglicht eine Neigung von 90° auf der horizontalen Achse, so dass der Lichtstrahl nach Ihren Bedürfnissen ausgerichtet werden kann.

Family of tiltable projection luminaires with LED source, designed for ceiling, wall and ground mounting with a metal nail that needs to be ordered separately. Available in three dimensions. Turned aluminum body, EN AW6060 alloy and AISI 316L stainless steel bracket. Extraclear glass diffuser with silkscreen edge, attached with a robotic gluing system. Available in different finishes, with double-layered powder coating and chemical conversion surface treatment to ensure high corrosion resistance. The cable unit has a IP68 connector, connected to the emission unit by means of an adjustable joint so it can be tilted approx. 130° on the vertical axis. The fixing bracket allows for a tilting of 90° on the horizontal axis, so the light beam can be directed according to your needs.

Kirk 1



Inklusive LED-Quelle. LED-Modul konfiguriert, damit es direkt am Netz 220-230V ON/OFF funktioniert. Inklusive Befestigungsbügel. IP68 Anschluss für 6 mm \varnothing <math>< 8</math> mm Gummikabel. Um die Dichtigkeit der Kabelführung zu gewährleisten, wird empfohlen, flexible Elektrokabel zu verwenden, die für den Außeneinsatz geeignet sind.

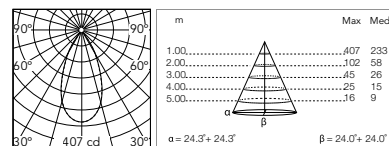
LED source included. LED module configured to work directly on the mains 220-230V ON/OFF. Fixing bracket included. IP68 connector for 6mm \varnothing <math>< 8</math>mm rubber cable. To ensure the tightness of the cable guide it's recommended to use flexible electric cables suitable for exterior use. Ground spike to be ordered separately.

Optic Medium 50°

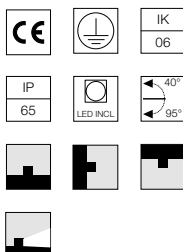
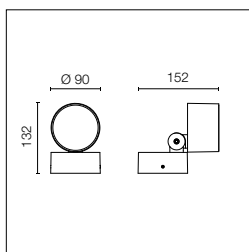
CoB Led: 6W - 387 lm \neq OUTPUT 270 lm - 3000K/CRI 80 - 220-230V

3000K

- FA54000101.A
- FA54000106.A
- FA54000112.A
- FA54000118.A
- FA54000130.A
- FA54000133.A



Kirk 2



Inklusive LED-Quelle. LED-Modul konfiguriert, damit es direkt am Netz 220-230V ON/OFF funktioniert. Inklusive Befestigungsbügel. IP68 Anschluss für 6 mm \varnothing <math>< 8</math> mm Gummikabel. Um die Dichtigkeit der Kabelführung zu gewährleisten, wird empfohlen, flexible Elektrokabel zu verwenden, die für den Außeneinsatz geeignet sind.

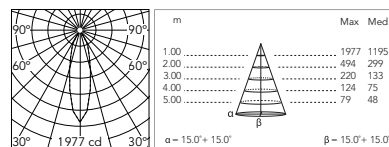
LED source included. LED module configured to work directly on the mains 220-230V ON/OFF. Fixing bracket included. IP68 connector for 6mm \varnothing <math>< 8</math>mm rubber cable. To ensure the tightness of the cable guide it's recommended to use flexible electric cables suitable for exterior use. Ground spike to be ordered separately.

Optic Medium 30°

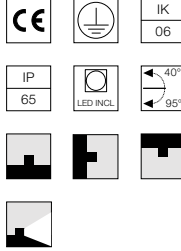
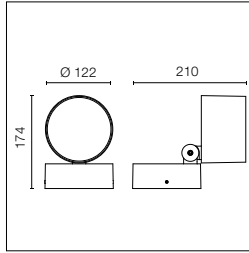
CoB Led: 12W - 951 lm \neq OUTPUT 713 lm - 3000K/CRI 80 - 220-230V

3000K

- FA54000201
- FA54000206
- FA54000212
- FA54000218
- FA54000230
- FA54000233



Kirk 3



Inklusive LED-Quelle. LED-Modul konfiguriert, damit es direkt am Netz 220-230V ON/OFF funktioniert. Inklusive Befestigungsbügel. IP68 Anschluss für 6 mm ϕ <math>< 8</math> mm Gummikabel. Um die Dichtigkeit der Kabelführung zu gewährleisten, wird empfohlen, flexible Elektrokabel zu verwenden, die für den Außeneinsatz geeignet sind.

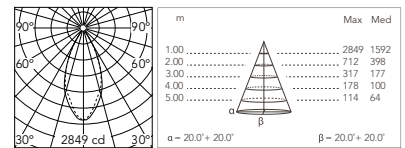
LED source included. LED module configured to work directly on the mains 220-230V ON/OFF. Fixing bracket included. IP68 connector for 6mm ϕ <math>< 8</math>mm rubber cable. To ensure the tightness of the cable guide it's recommended to use flexible electric cables suitable for exterior use. Ground spike to be ordered separately.

Optic Medium 40°


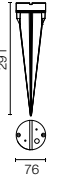



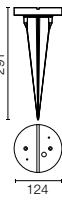

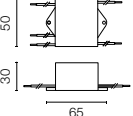
CoB Led: 24W - 2303 lm \neq OUTPUT 1610 lm - 3000K/CRI 80 - 220-230V

3000K

- FA54000301
- FA54000306
- FA54000312
- FA54000318
- FA54000330
- FA54000333



Kirk: Zubehörteile / Accessories

Erdspieß.	Ground spike.	Kirk 1 FA264		
Erdspieß.	Ground spike.	Kirk 2 FA266		
Erdspieß.	Ground spike.	Kirk 3 FA268		
Überspannungsschutzgerät. 275 Vac. Maximaler Entladestrom 10KA (8 / 20µs). Maximaler Betriebsstrom 5A. Geeignet für Reihenschaltung. IP66.	Surge protection device. 275Vac. Maximum discharge current 10KA (8/20µs). Maximum operating current 5A. Suitable for series connection. IP66.	F990E00A000		

Spock





Spock



Familie / Family

Spock 1

**CoB Led**

up to 11W
up to 725 lm - 2700K/CRI 80
up to 780 lm - 3000K/CRI 80
up to 811 lm - 4000K/CRI 80
* Net lumen output

Spock 2

**CoB Led**

up to 27W
up to 2153 lm - 2700K/CRI 80
up to 2315 lm - 3000K/CRI 80
up to 2128 lm - 4000K/CRI 80
* Net lumen output

Spock 3

**CoB Led**

up to 43W
up to 4059 lm - 2700K/CRI 80
up to 4385 lm - 3000K/CRI 80
up to 4477 lm - 4000K/CRI 80
* Net lumen output

Tunable White

CoB Led

up to 38W
up to 2200 lm - 2700K/CRI 80
* Net lumen output

Ausführungen / Colours



01 White



06 Grey



12 Forest Green



18 Deep Brown



30 Black

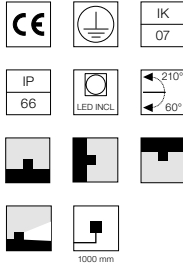
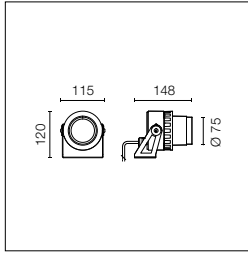


33 Anthracite

Beschreibung / Description

Familie von neigbaren Projektionsleuchten mit LED-Quelle, designed zur Decken-, Wand- und Bodenmontage mit einem Metallstift, das separat bestellt werden muss. Erhältlich in drei Dimensionen und zwei Abstrahlwinkeln per Dimension. Gehäuse und Kühlkörper aus gedrehtem Aluminium, Legierung EN AW 6060. Diffusor aus extraklarem Glas für die Standardversion und aus Bernstein Glas für die Version Tunable White, mit Siebdruckkante mit einem Roboterklebesystem befestigt. In verschiedenen Ausführungen erhältlich, mit doppelschichtiger Pulverbeschichtung und chemischer Oberflächenbehandlung, um eine hohe Korrosionsbeständigkeit zu gewährleisten. Befestigungsbügel aus Edelstahl AISI 316L, abgestuft, um eine präzise Einstellung der Emissionseinheit und eine Neigung von ca. 180° auf der vertikalen Achse zu gewährleisten. Der Befestigungsbügel ermöglicht eine Neigung von 30° auf der horizontalen Achse, so dass der Lichtstrahl nach Ihren Bedürfnissen ausgerichtet werden kann. Vervollständigt mit einem Neoprenkabel, um den Anschluss zu erleichtern. Die Serie wird durch optionale optische Visiere zur Abstufung des emittierten Lichtstrahls ergänzt.

Family of tiltable projection luminaires with LED source, designed for ceiling, wall and ground mounting with a metal nail that needs to be ordered separately. Available in three dimensions and two beam angles per dimension. Body and heat sink made of turned aluminum, alloy EN AW 6060. Diffuser in extraclear glass for the standard version and in amber glass for the Tunable White version, with silkscreen edge and fixed with a robotic gluing system. Available in different finishes, with double-layered powder coating and chemical conversion surface treatment to ensure high corrosion resistance. AISI 316L stainless steel fixing bracket, graduated to guarantee precision in the adjustment of the emission unit and a tilting of approx. 180° in the vertical axis. The fixing bracket allows also for a tilting of 30° on the horizontal axis, so the light beam can be directed according to your needs. With a neoprene cable section to ease the connection. The series is completed with optional optical visors to graduate the emitted light beam.



Inklusive LED-Quelle. Integrierte elektrische Stromversorgung 220-240 V ON/OFF. Inklusive Befestigungsbügel. Ausgestattet mit einem 1000 mm überstehenden Neoprenkabel und einem Set mit Crimpverbindern und selbstklebenden Schrumpfschläuchen, die die Dichtigkeit des Anschlusses garantieren. IP68-Anschlüsse optional erhältlich. Der Metallstift zur Bodenmontage muss separat bestellt werden. Optionales Zubehör, um den Lichtstrahl abzustufen. Dimmbare Version auf Anfrage erhältlich.

LED source included. Integrated electrical power supply 220-240V ON/OFF. Fixing bracket included. Equipped with a 1000 mm protruding section of neoprene cable and a kit with crimpable connectors and adhesive heat-shrinkable sleeves that guarantee the tightness of the connection. Optional IP68 connectors available. The metal nail for ground installation needs to be ordered separately. Optional accessories to regulate the light beam. Dimmable version available upon request.

Optic Spot 20°

CoB Led: 11W - 1005 lm ≠ OUTPUT 725 lm - 2700K/CRI 80 - 220-240V / 11W - 1081 lm ≠ OUTPUT 780 lm - 3000K/CRI 80 - 220-240V / 11W - 1124 lm ≠ OUTPUT 811 lm - 4000K/CRI 80 - 220-240V

2700K

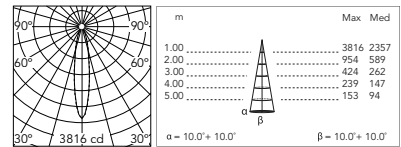
- FA54102301
- FA54102306
- FA54102312
- FA54102318
- FA54102330
- FA54102333

3000K

- FA54100301
- FA54100306
- FA54100312
- FA54100318
- FA54100330
- FA54100333

4000K

- FA54100201
- FA54100206
- FA54100212
- FA54100218
- FA54100230
- FA54100233



@ 4000K

Optic Medium 50°

CoB Led: 11W - 1005 lm ≠ OUTPUT 697 lm - 2700K/CRI 80 - 220-240V / 11W - 1081 lm ≠ OUTPUT 749 lm - 3000K/CRI 80 - 220-240V / 11W - 1124 lm ≠ OUTPUT 778 lm - 4000K/CRI 80 - 220-240V

2700K

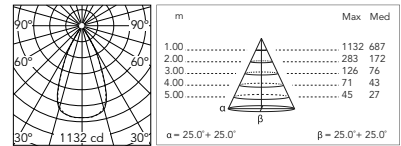
- FA54102601
- FA54102606
- FA54102612
- FA54102618
- FA54102630
- FA54102633

3000K

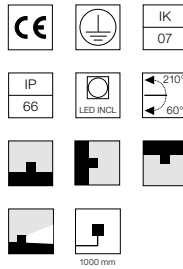
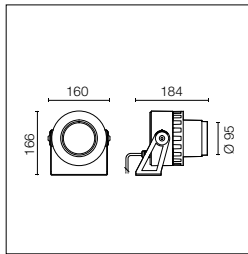
- FA54100601
- FA54100606
- FA54100612
- FA54100618
- FA54100630
- FA54100633

4000K

- FA54100501
- FA54100506
- FA54100512
- FA54100518
- FA54100530
- FA54100533



@ 4000K



Inklusive LED-Quelle. Integrierte elektrische Stromversorgung 220-240 V ON/OFF. Inklusive Befestigungsbügel. Ausgestattet mit einem 1000 mm überstehenden Neoprenkabel und einem Set mit Crimpverbindern und selbstklebenden Schrumpfschläuchen, die die Dichtigkeit des Anschlusses garantieren. IP68-Anschlüsse optional erhältlich. Der Metallstift zur Bodenmontage muss separat bestellt werden. Optionales Zubehör, um den Lichtstrahl abzustufen. Dimmbare Version auf Anfrage erhältlich.

LED source included. Integrated electrical power supply 220-240V ON/OFF. Fixing bracket included. Equipped with a 1000 mm protruding section of neoprene cable and a kit with crimpable connectors and adhesive heat-shrinkable sleeves that guarantee the tightness of the connection. Optional IP68 connectors available. The metal nail for ground installation needs to be ordered separately. Optional accessories to regulate the light beam. Dimmable version available upon request.

Optic Spot 20°

CoB Led: 27W - 3022 lm ≠ OUTPUT 2141 lm - 2700K/CRI 80 - 220-240V / 27W - 3249 lm ≠ OUTPUT 2302 lm - 3000K/CRI 80 - 220-240V / 27W - 3408 lm ≠ OUTPUT 2415 lm - 4000K/CRI 80 - 220-240V

2700K

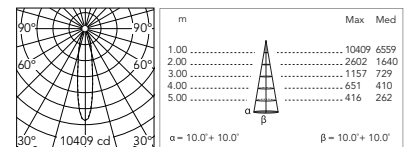
- FA54102801
- FA54102806
- FA54102812
- FA54102818
- FA54102830
- FA54102833

3000K

- FA54100801
- FA54100806
- FA54100812
- FA54100818
- FA54100830
- FA54100833

4000K

- FA54100701
- FA54100706
- FA54100712
- FA54100718
- FA54100730
- FA54100733



@ 4000K

Optic Medium 40°

CoB Led: 27W - 3022 lm ≠ OUTPUT 2153 lm - 2700K/CRI 80 - 220-240V / 27W - 3249 lm ≠ OUTPUT 2315 lm - 3000K/CRI 80 - 220-240V / 27W - 3408 lm ≠ OUTPUT 2428 lm - 4000K/CRI 80 - 220-240V

2700K

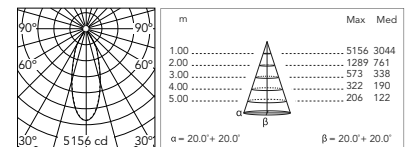
- FA54103001
- FA54103006
- FA54103012
- FA54103018
- FA54103030
- FA54103033

3000K

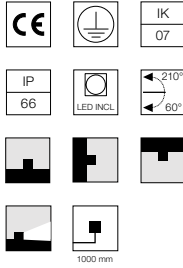
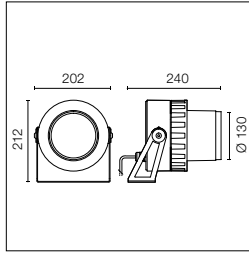
- FA54101001
- FA54101006
- FA54101012
- FA54101018
- FA54101030
- FA54101033

4000K

- FA54100901
- FA54100906
- FA54100912
- FA54100918
- FA54100930
- FA54100933



@ 4000K



Inklusive LED-Quelle. Integrierte elektrische Stromversorgung 220-240 V ON/OFF. Inklusive Befestigungsbügel. Ausgestattet mit einem 1000 mm überstehenden Neoprenkabel und einem Set mit Crimpverbindern und selbstklebenden Schrumpfschläuchen, die die Dichtigkeit des Anschlusses garantieren. IP68-Anschlüsse optional erhältlich. Der Metallstift zur Bodenmontage muss separat bestellt werden. Optionales Zubehör, um den Lichtstrahl abzustufen. Dimmbare Version auf Anfrage erhältlich.

LED source included. Integrated electrical power supply 220-240V ON/OFF. Fixing bracket included. Equipped with a 1000 mm protruding section of neoprene cable and a kit with crimpable connectors and adhesive heat-shrinkable sleeves that guarantee the tightness of the connection. Optional IP68 connectors available. The metal nail for ground installation needs to be ordered separately. Optional accessories to regulate the light beam. Dimmable version available upon request.

Optic Spot 20°

CoB Led: 43W - 5408 lm ≠ OUTPUT 4059 lm - 2700K/CRI 80 - 220-240V / 43W - 5815 lm ≠ OUTPUT 4365 lm - 3000K/CRI 80 - 220-240V / 43W - 5963 lm ≠ OUTPUT 4477 lm - 4000K/CRI 80 - 220-240V

2700K

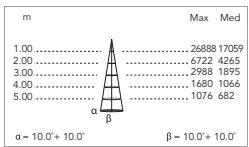
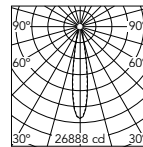
- FA54103201
- FA54103206
- FA54103212
- FA54103218
- FA54103230
- FA54103233

3000K

- FA54101201
- FA54101206
- FA54101212
- FA54101218
- FA54101230
- FA54101233

4000K

- FA54101101
- FA54101106
- FA54101112
- FA54101118
- FA54101130
- FA54101133



@ 4000K

Optic Medium 45°

CoB Led: 43W - 5408 lm ≠ OUTPUT 3981 lm - 2700K/CRI 80 - 220-240V / 43W - 5815 lm ≠ OUTPUT 4281 lm - 3000K/CRI 80 - 220-240V / 43W - 5963 lm ≠ OUTPUT 4390 lm - 4000K/CRI 80 - 220-240V

2700K

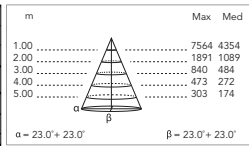
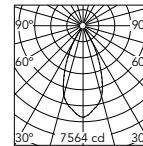
- FA54103401
- FA54103406
- FA54103412
- FA54103418
- FA54103430
- FA54103433

3000K

- FA54101401
- FA54101406
- FA54101412
- FA54101418
- FA54101430
- FA54101433

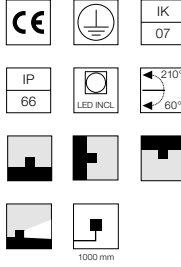
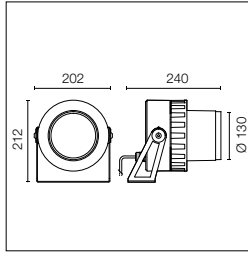
4000K

- FA54101301
- FA54101306
- FA54101312
- FA54101318
- FA54101330
- FA54101333



@ 4000K

Spock 3 Tunable White



Inklusive LED-Quelle. Integrierte elektrische Stromversorgung 220-240 V ON/OFF. Inklusive Befestigungsbügel. Ausgestattet mit einem 1000 mm überstehenden Neoprenkabel und einem Set mit Crimpverbindern und selbstklebenden Schrumpfschläuchen, die die Dichtigkeit des Anschlusses garantieren. IP68-Anschlüsse optional erhältlich. Der Metallstift zur Bodenmontage muss separat bestellt werden. Optionales Zubehör, um den Lichtstrahl abzustufen. Dimmbare Version auf Anfrage erhältlich.

LED Tunable White source included. Integrated electrical power supply 120-240V DALI. Fixing bracket included. Equipped with a 1000 mm protruding section of neoprene cable and a kit with crimpable connectors and adhesive heat-shrinkable sleeves that guarantee the tightness of the connection. Optional IP68 connectors available. The metal nail for ground installation needs to be ordered separately. Optional accessories to regulate the light beam. Dimmable version available upon request.

Optic Spot 20°

CoB Led Tunable White: 38W - 2840 lm ≠ OUTPUT 2200 lm - 2700K ÷ 5700K/CRI>80 - 220-240V

2700K

- FA54110001
- FA54110006
- FA54110012
- FA54110018
- FA54110030
- FA54110033

























Optic Medium 40°

CoB Led Tunable White: 38W - 2840 lm ≠ OUTPUT 2250 lm - 2700K ÷ 5700K/CRI>80 - 220-240V

2700K

- FA54110201
- FA54110206
- FA54110212
- FA54110218
- FA54110230
- FA54110233

Spock: Zubehörteile / Accessories

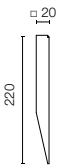
Visier Ø130	Visor Ø130	FA20530		
Visier Ø130	Visor Ø130	FA20630		
Visier Ø130	Visor Ø130	FA20730		
Flood-Diffusor Ø75	Flood diffuser Ø75	FA20830		
Flood-Diffusor Ø95	Flood diffuser Ø95	FA20930		
Flood-Diffusor Ø130	Flood diffuser Ø130	FA21030		
Blendschutzraster Ø75	Anti-glare louvre Ø75	FA21130		
Blendschutzraster Ø95	Anti-glare louvre Ø95	FA21230		
Blendschutzraster Ø130	Anti-glare louvre Ø130	FA21330		
Elliptische Linse Ø75	Elliptical lens Ø75	FA26130		
Elliptische Linse Ø95	Elliptical lens Ø95	FA26230		
Elliptische Linse Ø130	Elliptical lens Ø130	FA26330		

Spock: Zubehörteile / Accessories

Kit mit 2 Erdspeiben.

Kit of 2 ground spikes.

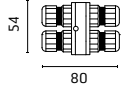
FA203



Verbindungssystem,
IP68, 3/4-Wege-H2O-
Antikondensat, 4-polig,
(ø5,5÷12mm Kabel).

3/4 way terminal block
4 poles IP68 H2O Stop.
(ø5,5÷12mm cable).

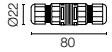
F990C010000



Verbindungssystem, IP68,
2-Wege-H2O-Antikondensat,
4-polig, (ø5,5÷12mm Kabel).

2 way terminal block 4 poles
IP68 H2O Stop. (ø5,5÷12mm
cable).

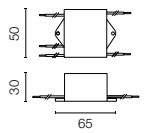
F990C00A000



Überspannungsschutzgerät.
275 Vac. Maximaler
Entladestrom 10KA
(8 / 20µs). Maximaler
Betriebsstrom 5A. Geeignet
für Reihenschaltung. IP66.

Surge protection device.
275Vac. Maximum discharge
current 10KA (8/20µs).
Maximum operating current
5A. Suitable for series
connection. IP66.

F990E00A000



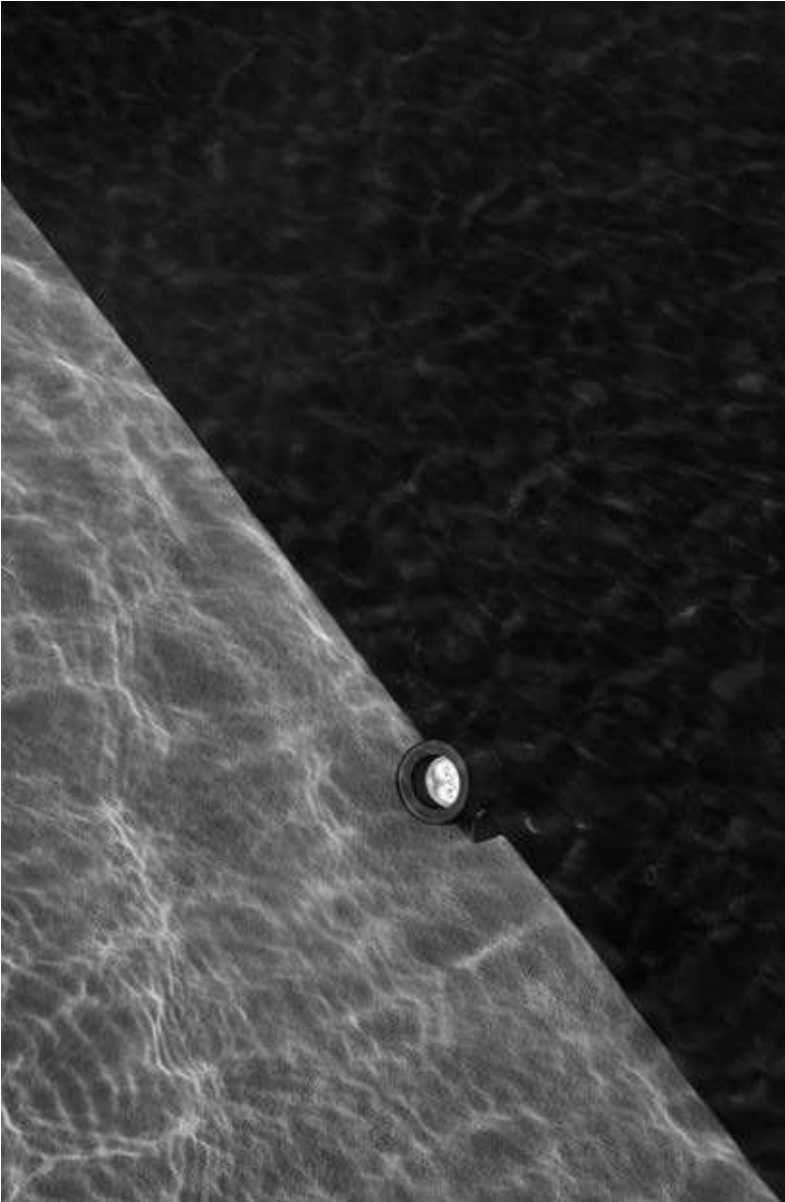
Aimer





Aimer 2 Pole

Aimer 1 Aqua





Familie / Family

Aimer 1



Power Led

up to 1,1W@350mA / 1,6W@500mA
up to 98@350mA lm / 111@500mA lm - 2700K/CRI 80
up to 106@350mA lm / 121@500mA lm - 3000K/CRI 80
up to 110@350mA lm / 125@500mA lm - 4000K/CRI 80

* Net lumen output

2200K available on request.

Aimer 1 RGB



Power Led

up to 3,4W
up to 3CH x 350mA

* Net lumen output

Aimer 2



Power Led

up to 3,4W
up to 138 lm - 2700K/CRI 80
up to 149 lm - 3000K/CRI 80
up to 155 lm - 4000K/CRI 80

* Net lumen output

2200K available on request.

Power Led

up to 4,5W
up to 246 lm - 2700K/CRI 80
up to 267 lm - 3000K/CRI 80
up to 277 lm - 4000K/CRI 80

* Net lumen output

2200K available on request.

Aimer 2 Pole



Power Led

up to 3,4W
up to 138 lm - 2700K/CRI 80
up to 149 lm - 3000K/CRI 80
up to 155 lm - 4000K/CRI 80

* Net lumen output

2200K available on request.

Aimer 2 Wall



Power Led

up to 3,4W
up to 138 lm - 2700K/CRI 80
up to 149 lm - 3000K/CRI 80
up to 155 lm - 4000K/CRI 80

* Net lumen output

2200K available on request.

Familie / Family

Aimer 3



Power Led

up to 4,5W
up to 359 lm - 2700K/CRI 80
up to 395 lm - 3000K/CRI 80
up to 410 lm - 4000K/CRI 80

* Net lumen output

2200K available on request.

Power Led

up to 3,3W@350mA / 5,1W@500mA
up to 364@350mA lm / 364@500mA lm - 2700K/CRI 80
up to 297@350mA lm / 395@500mA lm - 3000K/CRI 80
up to 308@350mA lm / 410@500mA lm - 4000K/CRI 80

* Net lumen output

2200K available on request.

Aimer 3 RGB



Power Led

up to 3,4W
up to 3CH x 350mA

* Net lumen output

Aimer 4



Power Led

up to 10W
up to 498 lm - 2700K/CRI 80
up to 535 lm - 3000K/CRI 80
up to 570 lm - 4000K/CRI 80

* Net lumen output

2200K available on request.

Aimer 5



Power Led

up to 14W
up to 747 lm - 2700K/CRI 80
up to 803 lm - 3000K/CRI 80
up to 855 lm - 4000K/CRI 80

* Net lumen output

2200K available on request.

Aimer 5 RGB



Power Led

up to 13,6W
up to 3CH x 350mA

* Net lumen output

Familie / Family

Aimer 1 Aqua



Power Led

up to 1,1W
up to 395 lm - 3000K/CRI 80
up to 410 lm - 4000K/CRI 80
* Net lumen output

2200K available on request.

Aimer 1 Aqua RGB



Power Led

up to 3,4W
up to 3CH x 350mA
* Net lumen output

Aimer 3 Aqua



Power Led

up to 4,5W
up to 267 lm - 3000K/CRI 80
up to 278 lm - 4000K/CRI 80
* Net lumen output

2200K available on request.

Aimer 3 Aqua RGB



Power Led

up to 3,4W
up to 3CH x 350mA
* Net lumen output

Aimer 4 Aqua



Power Led

up to 8W
up to 409 lm - 3000K/CRI 80
up to 435 lm - 4000K/CRI 80
* Net lumen output

2200K available on request.

Aimer 5 Aqua



Power Led

up to 11W
up to 680 lm - 3000K/CRI 80
up to 723 lm - 4000K/CRI 80
* Net lumen output

2200K available on request.

Aimer 5 Aqua RGB



Power Led

up to 13,6W
up to 3CH x 350mA

* Net lumen output

Beschreibung / Description

Komplette Familie von neigbaren Projektionsleuchten mit LED-Quelle zur Wand-, Decken- und Bodenmontage. Sie zeichnen sich durch ihre kompakte zylindrische Form aus. Erhältlich in verschiedenen Dimensionen mit verschiedenen Abstrahlwinkeln. Ergänzt durch die RGB-Versionen, um farbige Lichtszenarien zu kreieren. In verschiedenen Ausführungen erhältlich, mit doppel-schichtiger Pulverbeschichtung und chemischer Oberflächenbehandlung, um eine hohe Korrosionsbeständigkeit zu gewährleisten. Die Befestigungsschrauben sind aus Edelstahl AISI 316L gefertigt.

Aimer

Licht-Projektoren mit LED-Quelle, designt zur Decken-, Wand- und Bodenmontage mit einem Metallstift, das separat bestellt werden muss. Erhältlich in drei verschiedenen Durchmessern und verschiedenen Abstrahlwinkeln. Gedrehtes (EN AW 6060) und eloxiertes Aluminiumgehäuse. Transparenter oder matter Glas-Diffusor mit Siebdruckkante, am Rand mit einem Roboter-klebesystem befestigt, um Wasseransammlung zu vermeiden. Inklusive Edelstahlbügel AISI 316L. Vervollständigt mit einem überstehenden Kabel, um den Anschluss zu erleichtern. Erhältlich in der 24 V Gleichstrom-Version (Parallelschaltung) oder 350/500 mA (Serienschaltung). Eine Fernstromversorgung ist nötig und muss separat bestellt werden. Die Serie wird durch optionale optische Visiere ergänzt, um die direkte Blendung zu reduzieren.

Aqua Aimer

Licht-Projektoren mit LED-Quelle, designt zur Decken-, Wand- und Bodenmontage mit einem Metallstift, das separat bestellt werden muss. Erhältlich in drei verschiedenen Durchmessern und verschiedenen Abstrahlwinkeln. Gedrehtes (EN AW 6060) und eloxiertes Aluminiumgehäuse. Transparenter oder matter Glas-Diffusor mit Siebdruckkante, am Rand mit einem Roboter-klebesystem befestigt, um Wasseransammlung zu vermeiden. Inklusive Edelstahlbügel AISI 316L. Vervollständigt mit einem überstehenden Kabel, um den Anschluss zu erleichtern. Erhältlich in der 24 V Gleichstrom-Version (Parallelschaltung) oder 350/500 mA (Serienschaltung). Eine Fernstromversorgung ist nötig und muss separat bestellt werden. Die Serie wird durch optionale optische Visiere ergänzt, um die direkte Blendung zu reduzieren.

Complete family of tiltable projection luminaires with LED source for wall, ceiling, and ground mounting. Defined by their compact cylinder shape. Available in different dimensions with different beam angles. Completed with the RGB versions to create sceneries with colored light. Available in different finishes, with double-layered powder coating and chemical conversion surface treatment to ensure high corrosion resistance. The fixing screws are made of stainless steel AISI 316L.

Aimer

Light projectors designed for ceiling, wall and ground mounting with a metal nail that needs to be ordered separately. Available in three different diameters and different beam angles. Turned (EN AW 6060) and anodized aluminum body. Transparent or frosted glass diffuser with silkscreen edge, attached flush to the edge with a robotic gluing system to avoid water deposits. AISI 316L Stainless steel bracket included. With a protruding cable section to ease the connection. Available in 24V dc version (parallel connection) or 350/500 mA version (serial connection). A remote power supply is needed and must be ordered separately. The series is completed with optional optical visors to reduce direct dazzling.

Aqua Aimer

Light projectors designed for ceiling, wall and ground mounting with a metal nail that needs to be ordered separately. Suitable for submersion to a depth of 1 meter (IP68 protection degree). Available in three different diameters and different beam angles. AISI 316L stainless steel body. Transparent or frosted glass diffuser with silkscreen edge, attached flush to the edge of the lamp with a robotic gluing system to avoid water deposits. AISI 316L Stainless steel bracket included. With a protruding cable section to ease the connection. Available in 24V version.

Ausführungen / Colours



01 White



06 Grey



12 Forest Green



18 Deep Brown



30 Black



33 Anthracite



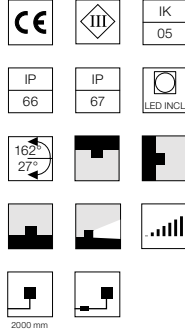
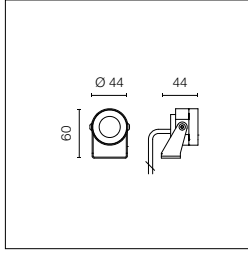
57 Polished Stainless Steel*



70 Anodized Aluminium

* Nur für die Version Aimer Aqua. / Only for Aimer Aqua version.

Aimer 1 Constant Current



Inklusive LED-Quelle. Fernstromversorgung 350-240V ON/OFF und dimmbar 1-10V oder DALI. Muss separat bestellt werden. Serienschaltung. Ausgestattet mit einem 2000 mm überstehenden Neoprenkabel und einem Set mit Crimpverbindern und selbstklebenden Schrumpfschläuchen, die die Dichtigkeit des Anschlusses garantieren. Der Metallstift zur Bodenmontage muss separat bestellt werden. Extraklares transparentes Glas.

LED source included. Remote power supply 350/500 mA ON/OFF and dimmable 1-10V or DALI. Must be ordered separately. Serial connection. Equipped with a 2000 mm protruding section of neoprene cable and a kit with crimpable connectors and adhesive heat-shrinkable sleeves that guarantee the tightness of the connection. Extraclear transparent glass. The metal nail for ground installation needs to be ordered separately.

2200K auf Anfrage erhältlich.

2200K available on request.

Optic Spot 10°

Power Led: 1,1W@350mA - 110@350mA lm ≠ OUTPUT 98@350mA lm - 1,6W@500mA 144@500mA lm ≠ OUTPUT 111@500mA lm - 2700K/CRI 80
 1,1W@350mA - 120@350mA lm ≠ OUTPUT 106@350mA lm - 1,6W@500mA 155@500mA lm ≠ OUTPUT 121@500mA lm - 3000K/CRI 80
 1,1W@350mA - 124@350mA lm ≠ OUTPUT 110@350mA lm - 1,6W@500mA 161@500mA lm ≠ OUTPUT 125@500mA lm - 4000K/CRI 80

2700K

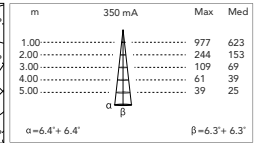
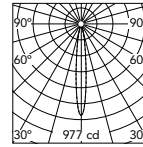
- FA1051442201.A
- FA1051442206.A
- FA1051442212.A
- FA1051442218.A
- FA1051442230.A
- FA1051442233.A
- FA1051442270.A

3000K

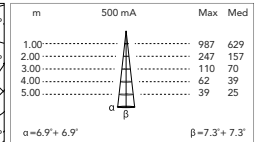
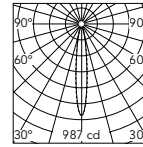
- FA1051441201.A
- FA1051441206.A
- FA1051441212.A
- FA1051441218.A
- FA1051441230.A
- FA1051441233.A
- FA1051441270.A

4000K

- FA1051711201.A
- FA1051711206.A
- FA1051711212.A
- FA1051711218.A
- FA1051711230.A
- FA1051711233.A
- FA1051711270.A



@ 3000K



@ 3000K

Optic Medium 30°

Power Led: 1,1W@350mA - 110@350mA lm ≠ OUTPUT 91@350mA lm - 1,6W@500mA 144@500mA lm ≠ OUTPUT 102@500mA lm - 2700K/CRI 80
 1,1W@350mA - 120@350mA lm ≠ OUTPUT 99@350mA lm - 1,6W@500mA 155@500mA lm ≠ OUTPUT 110@500mA lm - 3000K/CRI 80
 1,1W@350mA - 124@350mA lm ≠ OUTPUT 103@350mA lm - 1,6W@500mA 161@500mA lm ≠ OUTPUT 114@500mA lm - 4000K/CRI 80

2700K

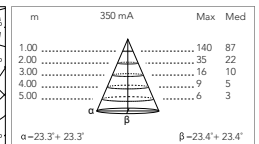
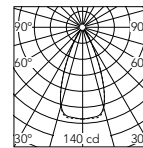
- FA1051442001.A
- FA1051442006.A
- FA1051442012.A
- FA1051442018.A
- FA1051442030.A
- FA1051442033.A
- FA1051442070.A

3000K

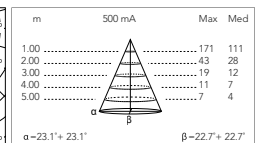
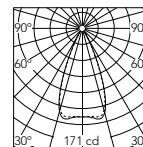
- FA1051440001.A
- FA1051440006.A
- FA1051440012.A
- FA1051440018.A
- FA1051440030.A
- FA1051440033.A
- FA1051440070.A

4000K

- FA1051710001.A
- FA1051710006.A
- FA1051710012.A
- FA1051710018.A
- FA1051710030.A
- FA1051710033.A
- FA1051710070.A



@ 3000K



@ 3000K

* Maximale Leuchten pro Stromversorgung / Maximum number of luminaires per power supply.

Maximale Leuchten pro Stromversorgung (220÷240 V). Diese Angaben müssen unter Berücksichtigung der spezifischen Installationsbedingungen überprüft werden.

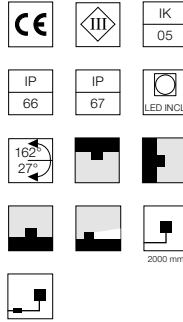
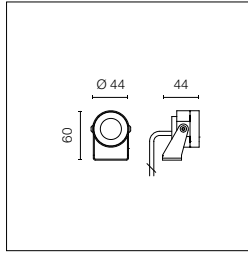
Maximum number of luminaires per power supply. (220÷240 V). These data must be checked taking into account the specific installation conditions.

Acc. RF25754	6
Acc. RF25748	6
Acc. FA68	10

Acc. FA129	**16
Acc. FA184	**16
Acc. FA135	**12
Acc. FA218	**12
Acc. FA238.A	**9
Acc. FA239.A	**9

**Die Spannung an den Enden des Systems hängt von der Anzahl der in Reihe geschalteten Leuchten ab. Bitte beachten Sie die Norm CEI 64-8.

**The voltage at the end of the system depends on the number of fixtures connected in series, please comply with CEI 64-8 standards.



Inklusive RGB LED-Quelle. Die Fernstromversorgung mit DMX-3chx350mA-Schnittstelle muss separat bestellt werden. Serienschaltung. Ausgestattet mit einem 2000 mm überstehenden Neoprenkabel und einem Set mit Crimpverbindern und selbstklebenden Schrumpfschläuchen, die die Dichtigkeit des Anschlusses garantieren. Sandgestrahtes Glas mit Siebdruck. Der Metallstift zur Bodenmontage muss separat bestellt werden.

RGB LED source included. Remote electrical power supply with DMX 3chx350mA interface to be ordered separately. Serial connection. Equipped with a 2000 mm protruding section of neoprene cable and a kit with crimpable connectors and adhesive heat-shrinkable sleeves that guarantee the tightness of the connection. Sandblasted screen-printed glass. The metal nail for ground installation needs to be ordered separately.

Kabeldiagramm und RGB-System-Installation.

Wiring diagram and installation scheme RGB.

Maximal 10 Aimer RGB-LED-Leuchten für jeden F990B22A000 Code.

Max 10 luminaires Aimer 1 RGB for each code F990B22A000.

Siehe Kabeldiagramm Nr.5 Seite 794.

See Wiring Diagram n.5 Page 794.

RGB Power Led: 3,4W - 3CH x 350mA

RGB

- FA1051730001.A
- FA1051730006.A
- FA1051730012.A
- FA1051730018.A
- FA1051730030.A
- FA1051730033.A
- FA1051730070.A

Photometric data on request.

* Maximale Leuchten pro Stromversorgung / Maximum number of luminaires per power supply.

Maximale Leuchten pro Stromversorgung (220÷ 240 V). Diese Angaben müssen unter Berücksichtigung der spezifischen Installationsbedingungen überprüft werden.

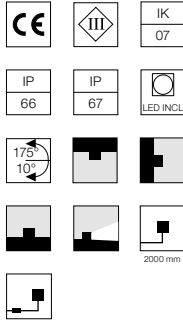
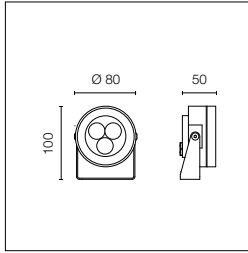
Maximum number of luminaires per power supply. (220÷240 V). These data must be checked taking into account the specific installation conditions.

Acc. F990B22A000 **10

**Die Spannung an den Enden des Systems hängt von der Anzahl der in Reihe geschalteten Leuchten ab. Bitte beachten Sie die Norm CEI 64-8.

**The voltage at the end of the system depends on the number of fixtures connected in series, please comply with CEI 64-8 standards.

Aimer 3 Constant Voltage



Inklusive LED-Quelle. Die 24 V Gleichstrom ON/OFF Fernstromversorgung muss separat bestellt werden. Parallelschaltung. Ausgestattet mit einem 2000 mm überstehenden Neoprenkabel und einem Set mit Crimpverbindern und selbstklebenden Schrumpfschläuchen, die die Dichtigkeit des Anschlusses garantieren. Inklusive Befestigungsbügel. Extraklares transparentes Glas. Der Metallstift zur Bodenmontage muss separat bestellt werden.

LED source included. Remote electrical power supply 24V dc ON/OFF to be ordered separately. Parallel connection. Equipped with a 2000 mm protruding section of neoprene cable and a kit with crimpable connectors and adhesive heat-shrinkable sleeves that guarantee the tightness of the connection. Fixing bracket included. Extraclear transparent glass. The metal nail for ground installation needs to be ordered separately.

2200K auf Anfrage erhältlich.

2200K available on request.

Optic Spot 10°

Power Led: 4,5W - 431 lm ≠ OUTPUT 359 lm - 2700K/CRI 80 - 24Vdc / 4,5W - 466 lm ≠ OUTPUT 389 lm - 3000K/CRI 80 - 24Vdc / 4,5W - 484 lm ≠ OUTPUT 404 lm - 4000K/CRI 80 - 24Vdc

2700K

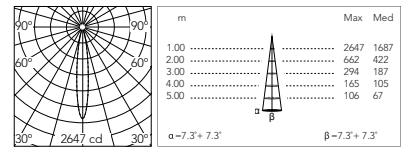
- FA105562201
- FA105562206
- FA105562212
- FA105562218
- FA105562230
- FA105562233
- FA105562270

3000K

- FA105561201
- FA105561206
- FA105561212
- FA105561218
- FA105561230
- FA105561233
- FA105561270

4000K

- FA1051721201
- FA1051721206
- FA1051721212
- FA1051721218
- FA1051721230
- FA1051721233
- FA1051721270



@ 3000K

Optic Medium 30°

Power Led: 4,5W - 431 lm ≠ OUTPUT 364 lm - 2700K/CRI 80 - 24Vdc / 4,5W - 466 lm ≠ OUTPUT 395 lm - 3000K/CRI 80 - 24Vdc / 4,5W - 484 lm ≠ OUTPUT 410 lm - 4000K/CRI 80 - 24Vdc

2700K

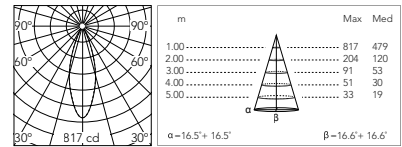
- FA105562101
- FA105562106
- FA105562112
- FA105562118
- FA105562130
- FA105562133
- FA105562170

3000K

- FA105561101
- FA105561106
- FA105561112
- FA105561118
- FA105561130
- FA105561133
- FA105561170

4000K

- FA1051721101
- FA1051721106
- FA1051721112
- FA1051721118
- FA1051721130
- FA1051721133
- FA1051721170



@ 3000K

Optic Flood 50°

Power Led: 4,5W - 431 lm ≠ OUTPUT 329 lm - 2700K/CRI 80 - 24Vdc / 4,5W - 466 lm ≠ OUTPUT 357 lm - 3000K/CRI 80 - 24Vdc / 4,5W - 484 lm ≠ OUTPUT 371 lm - 4000K/CRI 80 - 24Vdc

2700K

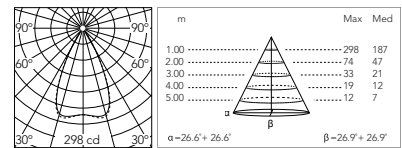
- FA105562001
- FA105562006
- FA105562012
- FA105562018
- FA105562030
- FA105562033
- FA105562070

3000K

- FA105560001
- FA105560006
- FA105560012
- FA105560018
- FA105560030
- FA105560033
- FA105560070

4000K

- FA1051720001
- FA1051720006
- FA1051720012
- FA1051720018
- FA1051720030
- FA1051720033
- FA1051720070



@ 3000K

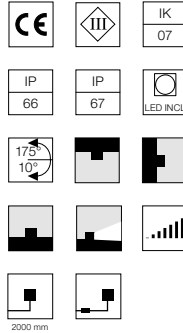
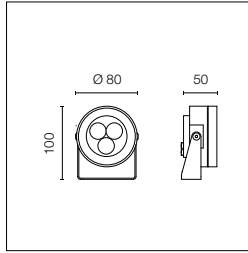
* Maximale Leuchten pro Stromversorgung / Maximum number of luminaires per power supply.

Maximale Leuchten pro Stromversorgung (220±240 V). Diese Angaben müssen unter Berücksichtigung der spezifischen Installationsbedingungen überprüft werden.

Maximum number of luminaires per power supply. (220±240 V). These data must be checked taking into account the specific installation conditions.

Acc. RF25754	1	Acc. RF25752	3
Acc. RF25748	1	Acc. RF25755	7
Acc. RF25747	2	Acc. RF25749	14
Acc. RF25757	2		

Aimer 3 Constant Current



Inklusive LED-Quelle.
Fernstromversorgung 350-240V ON/OFF und dimmbar 1-10V oder DALI. Muss separat bestellt werden. Serienschaltung. Ausgestattet mit einem 2000 mm überstehenden Neoprenkabel und einem Set mit Crimpverbindern und selbstklebenden Schrumpfschläuchen, die die Dichtigkeit des Anschlusses garantieren. Extraklares transparentes Glas. Der Metallstift zur Bodenmontage muss separat bestellt werden.

LED source included. Remote power supply 350/500 mA ON/OFF and dimmable 1-10V or DALI. Must be ordered separately. Serial connection. Equipped with a 2000 mm protruding section of neoprene cable and a kit with crimp connectors and adhesive heat-shrinkable sleeves that guarantee the tightness of the connection. Extraclear transparent glass. The metal nail for ground installation needs to be ordered separately.

2200K auf Anfrage erhältlich.

2200K available on request.

Optic Spot 10°

Power Led: 3,3W@350mA - 331@350mA lm ≠ OUTPUT 270@350mA lm / 5,1W@500mA - 431@500mA lm ≠ OUTPUT 359@500mA lm - 2700K/CRI 80
3,3W@350mA - 359@350mA lm ≠ OUTPUT 293@350mA lm - 5,1W@500mA - 466@500mA lm ≠ OUTPUT 389@500mA lm - 3000K/CRI 80
3,3W@350mA - 373@350mA lm ≠ OUTPUT 304@350mA lm - 5,1W@500mA - 484@500mA lm ≠ OUTPUT 404@500mA lm - 4000K/CRI 80

2700K

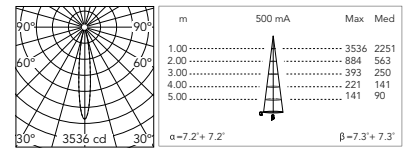
- FA1051072201
- FA1051072206
- FA1051072212
- FA1051072218
- FA1051072230
- FA1051072233
- FA1051072270

3000K

- FA1051071201
- FA1051071206
- FA1051071212
- FA1051071218
- FA1051071230
- FA1051071233
- FA1051071270

4000K

- FA1051901201
- FA1051901206
- FA1051901212
- FA1051901218
- FA1051901230
- FA1051901233
- FA1051901270



@ 3000K

Optic Medium 30°

Power Led: 3,3W@350mA - 331@350mA lm ≠ OUTPUT 274@350mA lm / 5,1W@500mA - 431@500mA lm ≠ OUTPUT 364@500mA lm - 2700K/CRI 80
3,3W@350mA - 359@350mA lm ≠ OUTPUT 297@350mA lm - 5,1W@500mA - 466@500mA lm ≠ OUTPUT 395@500mA lm - 3000K/CRI 80
3,3W@350mA - 373@350mA lm ≠ OUTPUT 308@350mA lm - 5,1W@500mA - 484@500mA lm ≠ OUTPUT 410@500mA lm - 4000K/CRI 80

2700K

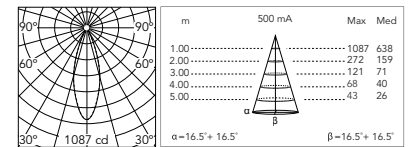
- FA1051072101
- FA1051072106
- FA1051072112
- FA1051072118
- FA1051072130
- FA1051072133
- FA1051072170

3000K

- FA1051071101
- FA1051071106
- FA1051071112
- FA1051071118
- FA1051071130
- FA1051071133
- FA1051071170

4000K

- FA1051901101
- FA1051901106
- FA1051901112
- FA1051901118
- FA1051901130
- FA1051901133
- FA1051901170



@ 3000K

Optic Flood 50°

Power Led: 3,3W@350mA - 331@350mA lm ≠ OUTPUT 247@350mA lm / 5,1W@500mA - 431@500mA lm ≠ OUTPUT 329@500mA lm - 2700K/CRI 80
3,3W@350mA - 359@350mA lm ≠ OUTPUT 267@350mA lm - 5,1W@500mA - 466@500mA lm ≠ OUTPUT 357@500mA lm - 3000K/CRI 80
3,3W@350mA - 373@350mA lm ≠ OUTPUT 278@350mA lm - 5,1W@500mA - 484@500mA lm ≠ OUTPUT 371@500mA lm - 4000K/CRI 80

2700K

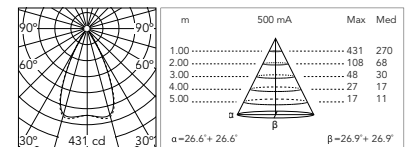
- FA1051072001
- FA1051072006
- FA1051072012
- FA1051072018
- FA1051072030
- FA1051072033
- FA1051072070

3000K

- FA1051070001
- FA1051070006
- FA1051070012
- FA1051070018
- FA1051070030
- FA1051070033
- FA1051070070

4000K

- FA1051900001
- FA1051900006
- FA1051900012
- FA1051900018
- FA1051900030
- FA1051900033
- FA1051900070



@ 3000K

* Maximale Leuchten pro Stromversorgung / Maximum number of luminaires per power supply.

Maximale Leuchten pro Stromversorgung (220± 240 V). Diese Angaben müssen unter Berücksichtigung der spezifischen Installationsbedingungen überprüft werden.

Maximum number of luminaires per power supply. (220±240 V). These data must be checked taking into account the specific installation conditions.

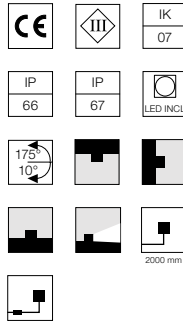
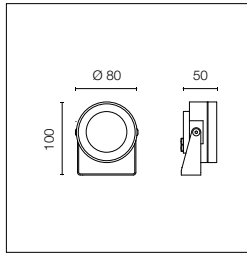
Acc. RF25754	2
Acc. RF25748	2
Acc. FA68	3
Acc. FA129	**5
Acc. FA184	**5

Acc. FA135	**2
Acc. FA218	**2
Acc. FA238.A	**3
Acc. FA239.A	**3

**Die Spannung an den Enden des Systems hängt von der Anzahl der in Reihe geschalteten Leuchten ab. Bitte beachten Sie die Norm CEI 64-8.

**The voltage at the end of the system depends on the number of fixtures connected in series, please comply with CEI 64-8 standards.

Aimer 3 RGB



Inklusive RGB LED-Quelle. Die Fernstromversorgung mit DMX-3chx350mA-Schnittstelle muss separat bestellt werden. Serienschaltung. Ausgestattet mit einem 2000 mm überstehenden Neoprenkabel und einem Set mit Crimpverbindern und selbstklebenden Schrumpfschläuchen, die die Dichtigkeit des Anschlusses garantieren. Transparentes Glas mit Siebdruck. Der Metallstift zur Bodenmontage muss separat bestellt werden.

RGB LED source included. Remote electrical power supply with DMX 3chx350mA interface to be ordered separately. Serial connection. Equipped with a 2000 mm protruding section of neoprene cable and a kit with crimpable connectors and adhesive heat-shrinkable sleeves that guarantee the tightness of the connection. Transparent screen-printed glass. The metal nail for ground installation needs to be ordered separately.

Kabeldiagramm und RGB-System-Installation.

Maximal 10 Aimer 3 RGB-LED-Leuchten für jeden F990B22A000 Code.

Siehe Kabeldiagramm Nr.5 Seite 794.

Wiring diagram and installation scheme RGB.

Max 10 luminaires Aimer 3 RGB for each code F990B22A000.

See Wiring Diagram n.5 Page 794.

Optic Spot 10°

Power Led: 3,4W - 3CH x 350mA

RGB

- FA1051741201
- FA1051741206
- FA1051741212
- FA1051741218
- FA1051741230
- FA1051741233
- FA1051741270

Optic Medium 35°

Power Led: 3,4W - 3CH x 350mA

RGB

- FA1051740001
- FA1051740006
- FA1051740012
- FA1051740018
- FA1051740030
- FA1051740033
- FA1051740070

Photometric data on request.

* Maximale Leuchten pro Stromversorgung / Maximum number of luminaires per power supply.

Maximale Leuchten pro Stromversorgung (220÷240 V). Diese Angaben müssen unter Berücksichtigung der spezifischen Installationsbedingungen überprüft werden.

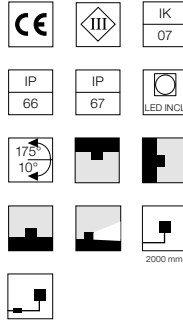
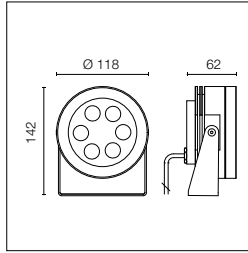
Maximum number of luminaires per power supply. (220÷240 V). These data must be checked taking into account the specific installation conditions.

Acc. F990B22A000 **10

**Die Spannung an den Enden des Systems hängt von der Anzahl der in Reihe geschalteten Leuchten ab. Bitte beachten Sie die Norm CEI 64-8.

**The voltage at the end of the system depends on the number of fixtures connected in series, please comply with CEI 64-8 standards.

Aimer 4 Constant Voltage



Inklusive LED-Quelle. Die 24 V Gleichstrom ON/OFF Fernstromversorgung muss separat bestellt werden. Parallelschaltung. Ausgestattet mit einem 2000 mm überstehenden Neoprenkabel und einem Set mit Crimpverbindern und selbstklebenden Schrumpfschläuchen, die die Dichtigkeit des Anschlusses garantieren. Inklusive Befestigungsbügel. Extraklares transparentes Glas. Der Metallstift zur Bodenmontage muss separat bestellt werden.

LED source included. Remote electrical power supply 24V dc ON/OFF to be ordered separately. Parallel connection. Equipped with a 2000 mm protruding section of neoprene cable and a kit with crimpable connectors and adhesive heat-shrinkable sleeves that guarantee the tightness of the connection. Fixing bracket included. Extraclear transparent glass. The metal nail for ground installation needs to be ordered separately.

2200K auf Anfrage erhältlich.

2200K available on request.

Optic Spot 8°

Power Led: 10W - 776 lm ≠ OUTPUT 498 lm - 2700K/CRI 80 - 24Vdc / 10W - 834 lm ≠ OUTPUT 535 lm - 3000K/CRI 80 - 24Vdc / 10W - 889 lm ≠ OUTPUT 570 lm - 4000K/CRI 80 - 24Vdc

2700K

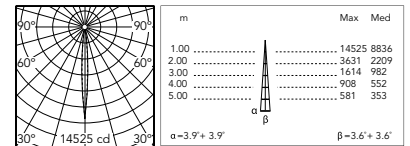
- FA1052552201
- FA1052552206
- FA1052552212
- FA1052552218
- FA1052552230
- FA1052552233
- FA1052552270

3000K

- FA1052551201
- FA1052551206
- FA1052551212
- FA1052551218
- FA1052551230
- FA1052551233
- FA1052551270

4000K

- FA1052541201
- FA1052541206
- FA1052541212
- FA1052541218
- FA1052541230
- FA1052541233
- FA1052541270



@ 4000K

Optic Medium 26°

Power Led: 10W - 776 lm ≠ OUTPUT 486 lm - 2700K/CRI 80 - 24Vdc / 10W - 834 lm ≠ OUTPUT 523 lm - 3000K/CRI 80 - 24Vdc / 10W - 889 lm ≠ OUTPUT 558 lm - 4000K/CRI 80 - 24Vdc

2700K

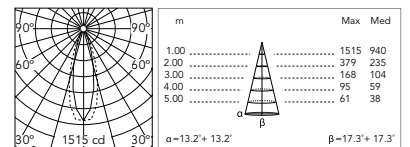
- FA1052552001
- FA1052552006
- FA1052552012
- FA1052552018
- FA1052552030
- FA1052552033
- FA1052552070

3000K

- FA1052550001
- FA1052550006
- FA1052550012
- FA1052550018
- FA1052550030
- FA1052550033
- FA1052550070

4000K

- FA1052540001
- FA1052540006
- FA1052540012
- FA1052540018
- FA1052540030
- FA1052540033
- FA1052540070



@ 4000K

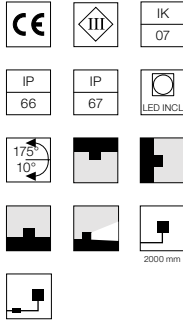
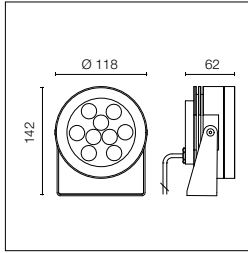
* Maximale Leuchten pro Stromversorgung / Maximum number of luminaires per power supply.

Maximale Leuchten pro Stromversorgung (220± 240 V). Diese Angaben müssen unter Berücksichtigung der spezifischen Installationsbedingungen überprüft werden.

Maximum number of luminaires per power supply. (220±240 V). These data must be checked taking into account the specific installation conditions.

Acc. RF25752 1
Acc. RF25755 2
Acc. RF25749 5

Aimer 5 Constant Voltage



Inklusive LED-Quelle. Die 24 V Gleichstrom ON/OFF Fernstromversorgung muss separat bestellt werden. Parallelschaltung. Ausgestattet mit einem 2000 mm überstehenden Neoprenkabel und einem Set mit Crimpverbindern und selbstklebenden Schrumpfschläuchen, die die Dichtigkeit des Anschlusses garantieren. Inklusive Befestigungsbügel. Extraklares transparentes Glas. Der Metallstift zur Bodenmontage muss separat bestellt werden.

LED source included. Remote electrical power supply 24V dc ON/OFF to be ordered separately. Parallel connection. Equipped with a 2000 mm protruding section of neoprene cable and a kit with crimpable connectors and adhesive heat-shrinkable sleeves that guarantee the tightness of the connection. Fixing bracket included. Extraclear transparent glass. The metal nail for ground installation needs to be ordered separately.

2200K auf Anfrage erhältlich.

2200K available on request.

Optic Spot 8°

Power Led: 14W - 1164 lm ≠ OUTPUT 747 lm - 2700K/CRI 80 - 24Vdc / 14W - 1252 lm ≠ OUTPUT 803 lm - 3000K/CRI 80 - 24Vdc / 14W - 1333 lm ≠ OUTPUT 855 lm - 4000K/CRI 80 - 24Vdc

2700K

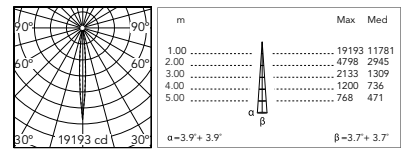
- FA1052522201
- FA1052522206
- FA1052522212
- FA1052522218
- FA1052522230
- FA1052522233
- FA1052522270

3000K

- FA1052521201
- FA1052521206
- FA1052521212
- FA1052521218
- FA1052521230
- FA1052521233
- FA1052521270

4000K

- FA1052511201
- FA1052511206
- FA1052511212
- FA1052511218
- FA1052511230
- FA1052511233
- FA1052511270



@ 3000K

Optic Medium 28°

Power Led: 14W - 1164 lm ≠ OUTPUT 730 lm - 2700K/CRI 80 - 24Vdc / 14W - 1252 lm ≠ OUTPUT 785 lm - 3000K/CRI 80 - 24Vdc / 14W - 1333 lm ≠ OUTPUT 836 lm - 4000K/CRI 80 - 24Vdc

2700K

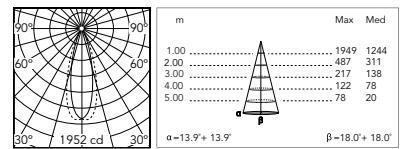
- FA1052522001
- FA1052522006
- FA1052522012
- FA1052522018
- FA1052522030
- FA1052522033
- FA1052522070

3000K

- FA1052520001
- FA1052520006
- FA1052520012
- FA1052520018
- FA1052520030
- FA1052520033
- FA1052520070

4000K

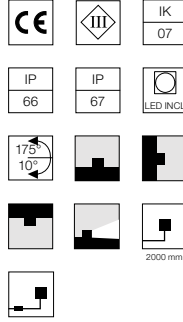
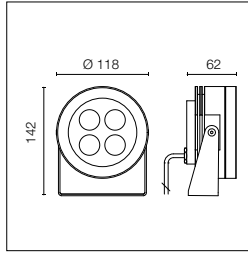
- FA1052510001
- FA1052510006
- FA1052510012
- FA1052510018
- FA1052510030
- FA1052510033
- FA1052510070



@ 3000K

* Maximale Leuchten pro Stromversorgung / Maximum number of luminaires per power supply.

Maximale Leuchten pro Stromversorgung (220÷240 V). Diese Angaben müssen unter Berücksichtigung der spezifischen Installationsbedingungen überprüft werden.	Maximum number of luminaires per power supply. (220÷240 V). These data must be checked taking into account the specific installation conditions.	Acc. RF25755	1
		Acc. RF25749	3



Inklusive RGB LED-Quelle. Die Fernstromversorgung mit DMX-3chx350mA-Schnittstelle muss separat bestellt werden. Serienschaltung. Ausgestattet mit einem 2000 mm überstehenden Neoprenkabel und einem Set mit Crimpverbindern und selbstklebenden Schrumpfschläuchen, die die Dichtigkeit des Anschlusses garantieren. Transparentes Glas mit Siebdruck. Der Metallstift zur Bodenmontage muss separat bestellt werden.

RGB LED source included. Remote electrical power supply with DMX 3chx350mA interface to be ordered separately. Serial connection. Equipped with a 2000 mm protruding section of neoprene cable and a kit with crimpable connectors and adhesive heat-shrinkable sleeves that guarantee the tightness of the connection. Transparent screen-printed glass. The metal nail for ground installation needs to be ordered separately.

Optic Spot 10°

RGB Power Led: 13,6W - 3CH x 350mA

RGB

- FA1052561201
- FA1052561206
- FA1052561212
- FA1052561218
- FA1052561230
- FA1052561233
- FA1052561270

Kabeldiagramm und RGB-System-Installation.

Maximal 2 Aimer 5 RGB-LED-Leuchten für jeden F990B22A000 Code.

Siehe Kabeldiagramm Nr.5 Seite 794.

Wiring diagram and installation scheme RGB.

Max 2 luminaires Aimer 5 RGB for each code F990B22A000.

See Wiring Diagram n.5 Page 794.

Optic Medium 35°

RGB Power Led: 13,6W - 3CH x 350mA

RGB

- FA1052560001
- FA1052560006
- FA1052560012
- FA1052560018
- FA1052560030
- FA1052560033
- FA1052560070

Photometric data on request.

* Maximale Leuchten pro Stromversorgung / Maximum number of luminaires per power supply.

Maximale Leuchten pro Stromversorgung (220÷240 V). Diese Angaben müssen unter Berücksichtigung der spezifischen Installationsbedingungen überprüft werden.

Maximum number of luminaires per power supply. (220÷240 V). These data must be checked taking into account the specific installation conditions.

Acc. F990B22A000


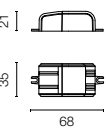
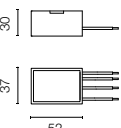

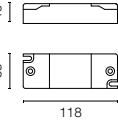


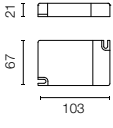


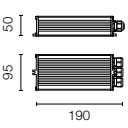

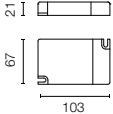
**Die Spannung an den Enden des Systems hängt von der Anzahl der in Reihe geschalteten Leuchten ab. Bitte beachten Sie die Norm CEI 64-8.

**The voltage at the end of the system depends on the number of fixtures connected in series, please comply with CEI 64-8 standards.

Aimer: Zubehörteile / Accessories

Visier Aimer 1.	Visor Aimer 1.	Aimer 1 FA5230		
Visier Aimer 3.	Visor Aimer 3.	Aimer 3 FA5130		
Erdspieß.	Ground spike.	Aimer 1 / 3 / 4 / 5 FA136		
Verbindungssystem, IP68, 3/4-Wege-H2O-Antikondensat, 4-polig, (ø5,5÷12mm Kabel).	3/4 way terminal block 4 poles IP68 H2O Stop. (ø5,5÷12mm cable).	Aimer 3 / 4 / 5 F990C010000		
Verbindungssystem, IP68, 2-Wege-H2O-Antikondensat, 4-polig, (ø5,5÷12mm Kabel).	2 way terminal block 4 poles IP68 H2O Stop. (ø5,5÷12mm cable).	Aimer 3 / 4 / 5 F990C00A000		


Aimer: Treiber / Drivers

Stromversorgung Doppelfunktion Vout 24V Gleichstrom: 8 W/100÷240 V Iout 350 ma: 6x1 W/100÷240 V IP20 Klasse II Selv Eq.	Power supply dual function Vout 24Vdc: 8W/100÷240V Iout 350ma: 6x1W/100÷240V IP20 Class II Selv Eq.	Aimer 1 / 3 *RF25754		
Netzgerät 24V 8W / 110-240V IP65 Klasse II selv.	Power supply 24V 8W / 110-240V IP65 Class II selv.	Aimer 1 / 3 *RF25748		
Netzgerät 10 x 1W/ 100÷265V - Iout 350mA (7x1W/110V) IP40 Klasse II selv. Eq.	Power supply 10 x 1W/ 100÷265V - Iout 350mA (7x1W/110V) IP40 Class II Selv Eq.	Aimer 1 / 3 *FA68		
Netzgerät 16 x 1W/ 110÷240V - Iout 350mA (12x1W@110V) IP20 Klasse II selv. Eq.	Power supply 16 x 1W/ 110÷240V - Iout 350mA (12x1W@110V) IP20 Class II Selv Eq.	Aimer 1 / 3 *FA129  Dimmable Push-Dim Or 1-10V See Wiring Diagram n.3. Page 792		
Netzgerät 16 x 1W/ 110÷240V - Iout 350mA (12x1W@110V) IP67 Klasse II selv.	Power supply 16 x 1W/ 110÷240V - Iout 350mA (12x1W@110V) IP67 Class II Selv.	Aimer 1 / 3 *FA184  Dimmable Push-Dim Or 1-10V See Wiring Diagram n.3. Page 792		
Netzgerät 13 x 2W/ 110÷240V - Iout 500mA (7x2W@110V) IP20 Klasse II selv. Eq.	Power supply 13 x 2W/ 110÷240V - Iout 500mA (7x2W@110V) IP20 Class II Selv. Eq.	Aimer 1 / 3 *FA135  Dimmable Push-Dim Or 1-10V See Wiring Diagram n.3. Page 792		


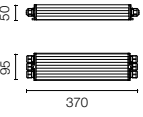
Aimer: Treiber / Drivers

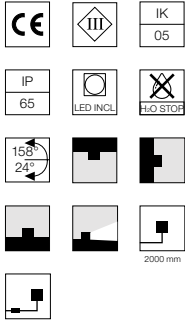
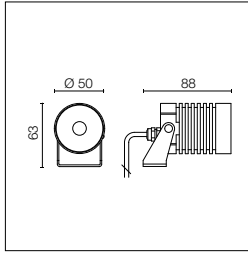
<p>Netzgerät 13 x 2W/ 110÷240V - Iout 500mA (7x2W@110V) IP67 Klasse II selv.</p>	<p>Power supply 13 x 2W/ 110÷240V - Iout 500mA (7x2W@110V) IP67 Class II Selv.</p>	<p>Aimer 1 / 3 *FA218</p> <p>Dimmable Push-Dim Or 1-10V See Wiring Diagram n.3. Page Page 792</p>		
<p>Netzgerät 18W/ 110÷240V - Iout 350mA (15W@110V) IP67 Klasse II selv.C.</p>	<p>Power supply 18W/ 110÷240V - Iout 350mA (15W@110V) IP67 Class II Selv. C.</p>	<p>Aimer 1 / 3 *FA238.A</p> <p>Dimmable DALI See Wiring Diagram n.3. Page Page 792</p>		
<p>Netzgerät 24W/ 110÷240V - Iout 500mA (15W@110V) IP67 Klasse II selv.</p>	<p>Power supply 24W/ 110÷240V - Iout 500mA (15W@110V) IP67 Class II Selv.</p>	<p>Aimer 1 / 3 *FA239.A</p> <p>Dimmable DALI See Wiring Diagram n.3. Page Page 792</p>		
<p>Netzgerät 24V 10W / 110-240V IP20 Klasse II selv.</p>	<p>Power supply 24V 10W / 110-240V IP20 Class II selv.</p>	<p>Aimer 3 *RF25747</p>		
<p>Netzgerät 24V 10W / 110-240V IP67 Klasse II selv.</p>	<p>Power supply 24V 10W / 110-240V IP67 Class II selv.</p>	<p>Aimer 3 *RF25757</p>		
<p>Netzgerät für den Ferneinbau 24Vdc 20W / 220- 240V IP67 Klasse II selv.</p>	<p>Power supply for remote installation 24Vdc 20W / 220-240V IP67 Class II selv.</p>	<p>Aimer 3 / 4 / 5 *RF25752</p>		
<p>Netzgerät 24Vdc 35W / 120-270V IP67 Klasse II selv.</p>	<p>Power supply 24Vdc 35W / 120-270V IP67 Class II selv.</p>	<p>F990B23AZ00</p>		
<p>Netzgerät für den Ferneinbau 24Vdc 50W / 120-240V IP67 Klasse II selv.</p>	<p>Power supply for remote installation 24Vdc 50W / 120-240V IP67 Class II selv.</p>	<p>Aimer 3 / 4 / 5 *RF25755</p>		
<p>Netzgerät für den Ferneinbau 24Vdc 70W / 220-240V IP67 Klasse II selv.</p>	<p>Power supply for remote installation 24Vdc 70W / 220-240V IP67 Class II selv.</p>	<p>Aimer 3 / 4 / 5 *RF25749</p>		

Aimer RGB: Zubehörteile / Accessories

Visier Aimer 1.	Visor Aimer 1.	Aimer 1 RGB FA5230		
Visier Aimer 3.	Visor Martina.	Aimer 3 RGB FA5130		
Erdspieß.	Ground spike.	Aimer 1 / 3 / 4 / 5 RGB FA136		
DMX-Controller; Dimmer-Schalter für Einbaudose. (60 mm Lochmitte).	DMX controller; dimmer switch for recessed box (60mm hole centres).	F990B10A000		
DMX Controller; Stand-Alone/PC- Schnittstelle.	DMX controller; stand-alone/PC interface.	F990B11A000		
DMX-Verteiler 512 - elektronisches Gerät zur Regenerierung des monodirektionalen DMX-Signal. 1 Eingang und 7 Ausgänge, 12- 24 V Gleichstrom. Stromversorgung nicht enthalten.	DMX splitter 512 - electronic device to regenerate the monodirectional DMX signal 1 Input and 7 output, 12-24Vdc.	F990B13A000		
Geschirmtes DMX-Kabel mit konstantem Widerstand (110 Ohm).	DMX cable - shielded twisted pair with 110 Ohm constant impedance.	F990B12A000		

Aimer RGB: Treiber / Drivers

Stromversorgung mit Dmx-schnittstelle für RGB- Leuchten 36w/220÷240V-3ch x 350ma (3ch x 10 x1w) Dmx- Kontrolle erlaubt ip67 Klasse i Selv Eq.	Power supply with DMX interface for RGB fixtures 36W/220÷240v- 3CH x 350mA (3CH x 10 x 1W) DMX control allowed IP67 Class I Selv Eq.	*F990B22A000		
--	--	--------------	---	---



Inklusive LED-Quelle. Die 24 V Gleichstrom ON/OFF Fernstromversorgung muss separat bestellt werden. Ausgestattet mit einem 2000 mm überstehenden Neoprenkabel und einem Set mit Crimpverbindern und selbstklebenden Schrumpfschläuchen, die die Dichtigkeit des Anschlusses garantieren. Inklusive Befestigungsbügel. Der Metallstift zur Bodenmontage muss separat bestellt werden. Extraklares transparentes Glas. Dimmbare Version auf Anfrage erhältlich.

LED source included. Remote electrical power supply 24V dc ON/OFF to be ordered separately. Equipped with a 2000 mm protruding section of neoprene cable and a kit with crimpable connectors and adhesive heat-shrinkable sleeves that guarantee the tightness of the connection. Fixing bracket included. Extraclear transparent glass. The metal nail for ground installation needs to be ordered separately. Dimmable version available upon request.

2200K auf Anfrage erhältlich.

2200K available on request.

Optic Spot 10°

Power Led: 3,4W - 199 lm ≠ OUTPUT 138 lm - 2700K/CRI 80 - 24Vdc / 3,4W - 215 lm ≠ OUTPUT 149 lm - 3000K/CRI 80 - 24Vdc / 3,4W - 224 lm ≠ OUTPUT 155 lm - 4000K/CRI 80 - 24Vdc

2700K

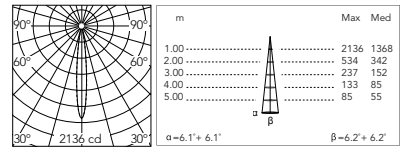
- FA51308001
- FA51308006
- FA51308012
- FA51308018
- FA51308030
- FA51308033

3000K

- FA51300301
- FA51300306
- FA51300312
- FA51300318
- FA51300330
- FA51300333

4000K

- FA51300201
- FA51300206
- FA51300212
- FA51300218
- FA51300230
- FA51300233



@3000K

Optic Medium 30°

Power Led: 3,4W - 199 lm ≠ OUTPUT 121 lm - 2700K/CRI 80 - 24Vdc / 3,4W - 215 lm ≠ OUTPUT 131 lm - 3000K/CRI 80 - 24Vdc / 3,4W - 224 lm ≠ OUTPUT 136 lm - 4000K/CRI 80 - 24Vdc

2700K

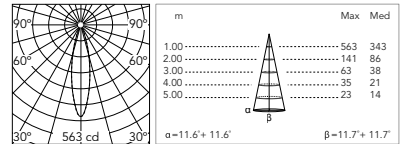
- FA51308201
- FA51308206
- FA51308212
- FA51308218
- FA51308230
- FA51308233

3000K

- FA51301301
- FA51301306
- FA51301312
- FA51301318
- FA51301330
- FA51301333

4000K

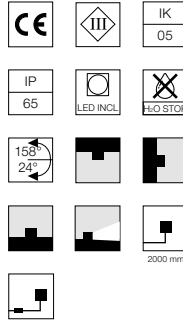
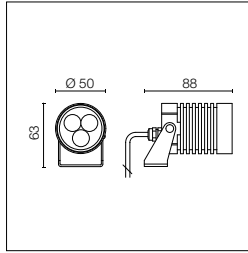
- FA51301201
- FA51301206
- FA51301212
- FA51301218
- FA51301230
- FA51301233



@3000K

* Maximale Leuchten pro Stromversorgung / Maximum number of luminaires per power supply.

Maximale Leuchten pro Stromversorgung (220÷240 V). Diese Angaben müssen unter Berücksichtigung der spezifischen Installationsbedingungen überprüft werden.	Maximum number of luminaires per power supply. (220÷240 V). These data must be checked taking into account the specific installation conditions.	Acc. RF25754	1	Acc. RF25752	3
		Acc. RF25748	1	Acc. RF25755	9
		Acc. RF25747	2	Acc. RF25749	17
		Acc. RF25757	2		



Inklusive LED-Quelle. Die 24 V Gleichstrom ON/OFF Fernstromversorgung muss separat bestellt werden. Ausgestattet mit einem 2000 mm überstehenden Neoprenkabel und einem Set mit Crimpverbindern und selbstklebenden Schrumpfschläuchen, die die Dichtigkeit des Anschlusses garantieren. Inklusive Befestigungsbügel. Der Metallstift zur Bodenmontage muss separat bestellt werden. Extraklares transparentes Glas. Dimmbare Version auf Anfrage erhältlich.

LED source included. Remote electrical power supply 24V dc ON/OFF to be ordered separately. Equipped with a 2000 mm protruding section of neoprene cable and a kit with crimpable connectors and adhesive heat-shrinkable sleeves that guarantee the tightness of the connection. Fixing bracket included. Extraclear transparent glass. The metal nail for ground installation needs to be ordered separately. Dimmable version available upon request.

2200K auf Anfrage erhältlich.

2200K available on request.

Optic Spot 10°

Power Led: 4,5W - 331 lm ≠ OUTPUT 246 lm - 2700K/CRI 80 - 24Vdc / 4,5W - 359 lm ≠ OUTPUT 267 lm - 3000K/CRI 80 - 24Vdc / 4,5W - 373 lm ≠ OUTPUT 277 lm - 4000K/CRI 80 - 24Vdc

2700K

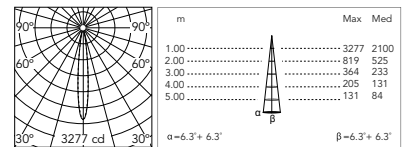
- FA51308401
- FA51308406
- FA51308412
- FA51308418
- FA51308430
- FA51308433

3000K

- FA51302301
- FA51302306
- FA51302312
- FA51302318
- FA51302330
- FA51302333

4000K

- FA51302201
- FA51302206
- FA51302212
- FA51302218
- FA51302230
- FA51302233



@3000K

Optic Medium 30°

Power Led: 4,5W - 331 lm ≠ OUTPUT 218 lm - 2700K/CRI 80 - 24Vdc / 4,5W - 359 lm ≠ OUTPUT 236 lm - 3000K/CRI 80 - 24Vdc / 4,5W - 373 lm ≠ OUTPUT 245 lm - 4000K/CRI 80 - 24Vdc

2700K

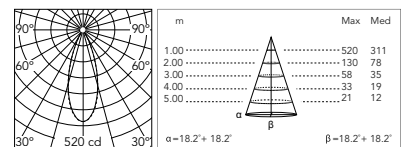
- FA51308601
- FA51308606
- FA51308612
- FA51308618
- FA51308630
- FA51308633

3000K

- FA51303301
- FA51303306
- FA51303312
- FA51303318
- FA51303330
- FA51303333

4000K

- FA51303201
- FA51303206
- FA51303212
- FA51303218
- FA51303230
- FA51303233



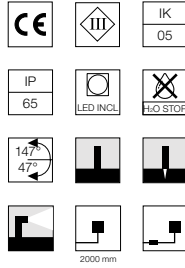
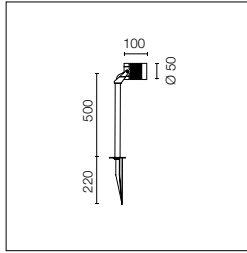
@3000K

* Maximale Leuchten pro Stromversorgung / Maximum number of luminaires per power supply.

Maximale Leuchten pro Stromversorgung (220÷240 V). Diese Angaben müssen unter Berücksichtigung der spezifischen Installationsbedingungen überprüft werden.

Maximum number of luminaires per power supply. (220÷240 V). These data must be checked taking into account the specific installation conditions.

Acc. RF25754	1	Acc. RF25757	2
Acc. RF25748	1	Acc. RF25755	9
Acc. RF25747	2	Acc. RF25749	17



Inklusive LED-Quelle. Die 24 V Gleichstrom ON/OFF Fernstromversorgung muss separat bestellt werden. Ausgestattet mit einem 2000 mm überstehenden Neoprenkabel und einer 2-poligen und 3-Wege Anschlussdose mit H2O-STOP-System, die die Dichtigkeit des Anschlusses garantieren. Inklusive Metallstift zur Bodenmontage. Extraklares transparentes Glas. Dimmbare Version auf Anfrage erhältlich.

LED source included. Remote electrical power supply 24V dc ON/OFF to be ordered separately. Equipped with a 2000 mm protruding section of neoprene cable and a 2-pole and 3-way connection box with H2O STOP system that guarantee the tightness of the connection. Extraclear transparent glass. Metal nail for ground installation included. Dimmable version available upon request.

2200K auf Anfrage erhältlich.

2200K available on request.

Optic Spot 10°

Power Led: 3,4W - 199 lm ≠ OUTPUT 138 lm - 2700K/CRI 80 - 24Vdc / 3,4W - 215 lm ≠ OUTPUT 149 lm - 3000K/CRI 80 - 24Vdc / 3,4W - 224 lm ≠ OUTPUT 155 lm - 4000K/CRI 80 - 24Vdc

2700K

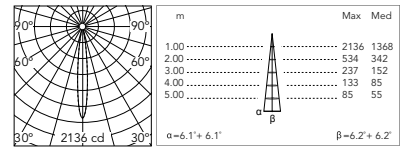
- FA51308801
- FA51308806
- FA51308812
- FA51308818
- FA51308830
- FA51308833

3000K

- FA51303601
- FA51303606
- FA51303612
- FA51303618
- FA51303630
- FA51303633

4000K

- FA51303501
- FA51303506
- FA51303512
- FA51303518
- FA51303530
- FA51303533



@3000K

Optic Medium 30°

Power Led: 3,4W - 199 lm ≠ OUTPUT 121 lm - 2700K/CRI 80 - 24Vdc / 3,4W - 215 lm ≠ OUTPUT 131 lm - 3000K/CRI 80 - 24Vdc / 3,4W - 224 lm ≠ OUTPUT 136 lm - 4000K/CRI 80 - 24Vdc

2700K

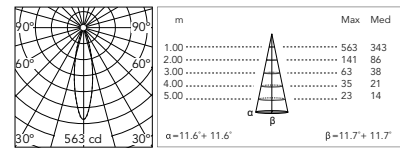
- FA51309001
- FA51309006
- FA51309012
- FA51309018
- FA51309030
- FA51309033

3000K

- FA51303901
- FA51303906
- FA51303912
- FA51303918
- FA51303930
- FA51303933

4000K

- FA51303801
- FA51303806
- FA51303812
- FA51303818
- FA51303830
- FA51303833



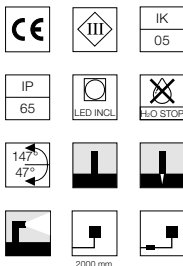
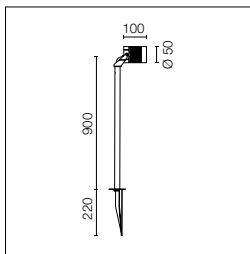
@3000K

* Maximale Leuchten pro Stromversorgung / Maximum number of luminaires per power supply.

Maximale Leuchten pro Stromversorgung (220± 240 V). Diese Angaben müssen unter Berücksichtigung der spezifischen Installationsbedingungen überprüft werden.

Maximum number of luminaires per power supply. (220±240 V). These data must be checked taking into account the specific installation conditions.

Acc. RF25754	1	Acc. RF25757	2
Acc. RF25748	1	Acc. RF25752	3
Acc. FA235	1	Acc. RF25755	9
Acc. RF25747	2	Acc. RF25749	17



Inklusive LED-Quelle. Die 24 V Gleichstrom ON/OFF Fernstromversorgung muss separat bestellt werden. Ausgestattet mit einem 2000 mm überstehenden Neoprenkabel und einer 2-poligen und 3-Wege Anschlussdose mit H2O-STOP-System, die die Dichtigkeit des Anschlusses garantieren. Inklusive Metallstift zur Bodenmontage. Extraklares transparentes Glas. Dimmbare Version auf Anfrage erhältlich.

LED source included. Remote electrical power supply 24V dc ON/OFF to be ordered separately. Equipped with a 2000 mm protruding section of neoprene cable and a 2-pole and 3-way connection box with H2O STOP system that guarantee the tightness of the connection. Extraclear transparent glass. Metal nail for ground installation included. Dimmable version available upon request.

2200K auf Anfrage erhältlich.

2200K available on request.

Optic Spot 10°

Power Led: 3,4W - 199 lm ≠ OUTPUT 138 lm - 2700K/CRI 80 - 24Vdc / 3,4W - 215 lm ≠ OUTPUT 149 lm - 3000K/CRI 80 - 24Vdc / 3,4W - 224 lm ≠ OUTPUT 155 lm - 4000K/CRI 80 - 24Vdc

2700K

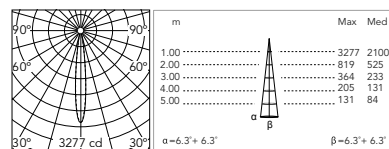
- FA51309201
- FA51309206
- FA51309212
- FA51309218
- FA51309230
- FA51309233

3000K

- FA51304801
- FA51304806
- FA51304812
- FA51304818
- FA51304830
- FA51304833

4000K

- FA51304701
- FA51304706
- FA51304712
- FA51304718
- FA51304730
- FA51304733



@3000K

Optic Medium 30°

Power Led: 3,4W - 199 lm ≠ OUTPUT 121 lm - 2700K/CRI 80 - 24Vdc / 3,4W - 215 lm ≠ OUTPUT 131 lm - 3000K/CRI 80 - 24Vdc / 3,4W - 224 lm ≠ OUTPUT 136 lm - 4000K/CRI 80 - 24Vdc

2700K

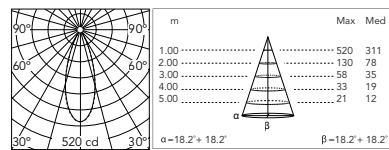
- FA51309401
- FA51309406
- FA51309412
- FA51309418
- FA51309430
- FA51309433

3000K

- FA51305101
- FA51305106
- FA51305112
- FA51305118
- FA51305130
- FA51305133

4000K

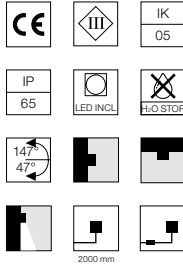
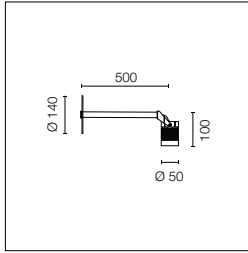
- FA51305001
- FA51305006
- FA51305012
- FA51305018
- FA51305030
- FA51305033



@3000K

* Maximale Leuchten pro Stromversorgung / Maximum number of luminaires per power supply.

Maximale Leuchten pro Stromversorgung (220± 240 V). Diese Angaben müssen unter Berücksichtigung der spezifischen Installationsbedingungen überprüft werden.	Maximum number of luminaires per power supply. (220±240 V). These data must be checked taking into account the specific installation conditions.	Acc. RF25754	1	Acc. RF25757	2
		Acc. RF25748	1	Acc. RF25752	3
		Acc. FA235	1	Acc. RF25755	9
		Acc. RF25747	2	Acc. RF25749	17



Inklusive LED-Quelle. Die 24 V Gleichstrom ON/OFF Fernstromversorgung muss separat bestellt werden. Ausgestattet mit einem 2000 mm überstehenden Neoprenkabel und einer 2-poligen und 3-Wege Anschlussdose mit H2O-STOP-System, die die Dichtigkeit des Anschlusses garantieren. Inklusive Metallstift zur Bodenmontage. Extraklares transparentes Glas. Dimmbare Version auf Anfrage erhältlich.

LED source included. Remote electrical power supply 24V dc ON/OFF to be ordered separately. Equipped with a 2000 mm protruding section of neoprene cable and a 2-pole and 3-way connection box with H2O STOP system that guarantee the tightness of the connection. Extraclear transparent glass. Dimmable version available upon request.

2200K auf Anfrage erhältlich.

2200K available on request.

Optic Spot 10°

Power Led: 3,4W - 199 lm ≠ OUTPUT 138 lm - 2700K/CRI 80 - 24Vdc / 3,4W - 215 lm ≠ OUTPUT 149 lm - 3000K/CRI 80 - 24Vdc / 3,4W - 224 lm ≠ OUTPUT 155 lm - 4000K/CRI 80 - 24Vdc

2700K

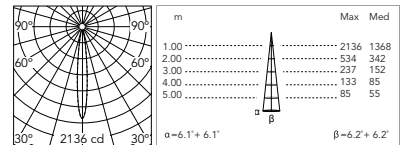
- FA51309601
- FA51309606
- FA51309612
- FA51309618
- FA51309630
- FA51309633

3000K

- FA51306001
- FA51306006
- FA51306012
- FA51306018
- FA51306030
- FA51306033

4000K

- FA51305901
- FA51305906
- FA51305912
- FA51305918
- FA51305930
- FA51305933



@3000K

Optic Medium 30°

Power Led: 3,4W - 199 lm ≠ OUTPUT 121 lm - 2700K/CRI 80 - 24Vdc / 3,4W - 215 lm ≠ OUTPUT 131 lm - 3000K/CRI 80 - 24Vdc / 3,4W - 224 lm ≠ OUTPUT 136 lm - 4000K/CRI 80 - 24Vdc

2700K

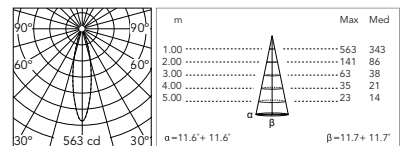
- FA51309801
- FA51309806
- FA51309812
- FA51309818
- FA51309830
- FA51309833

3000K

- FA51306301
- FA51306306
- FA51306312
- FA51306318
- FA51306330
- FA51306333

4000K

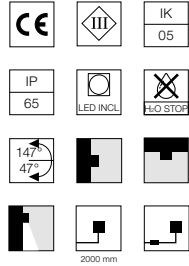
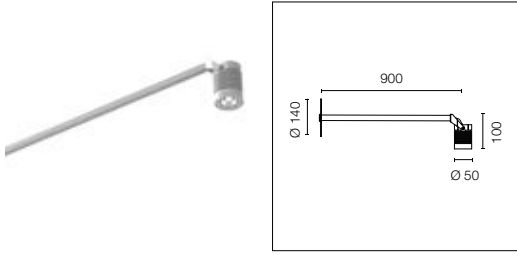
- FA51306201
- FA51306206
- FA51306212
- FA51306218
- FA51306230
- FA51306233



@3000K

* Maximale Leuchten pro Stromversorgung / Maximum number of luminaires per power supply.

Maximale Leuchten pro Stromversorgung (220÷ 240 V). Diese Angaben müssen unter Berücksichtigung der spezifischen Installationsbedingungen überprüft werden.	Maximum number of luminaires per power supply. (220÷240 V). These data must be checked taking into account the specific installation conditions.	Acc. RF25754	1	Acc. RF25755	9
		Acc. RF25748	1	Acc. RF25749	17
		Acc. RF25752	3		



Inklusive LED-Quelle. Die 24 V Gleichstrom ON/OFF Fernstromversorgung muss separat bestellt werden. Ausgestattet mit einem 2000 mm überstehenden Neoprenkabel und einer 2-poligen und 3-Wege Anschlussdose mit H2O-STOP-System, die die Dichtigkeit des Anschlusses garantieren. Inklusive Metallstift zur Bodenmontage. Extraklares transparentes Glas. Dimmbare Version auf Anfrage erhältlich.

LED source included. Remote electrical power supply 24V dc ON/OFF to be ordered separately. Equipped with a 2000 mm protruding section of neoprene cable and a 2-pole and 3-way connection box with H2O STOP system that guarantee the tightness of the connection. Extraclear transparent glass. Metal nail for ground installation included. Dimmable version available upon request.

2200K auf Anfrage erhältlich.

2200K available on request.

Optic Spot 10°

Power Led: 3,4W - 199 lm ≠ OUTPUT 138 lm - 2700K/CRI 80 - 24Vdc / 3,4W - 215 lm ≠ OUTPUT 149 lm - 3000K/CRI 80 - 24Vdc / 3,4W - 224 lm ≠ OUTPUT 155 lm - 4000K/CRI 80 - 24Vdc

2700K

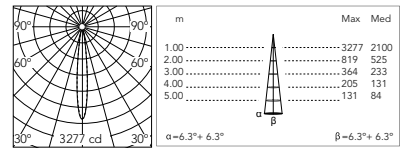
- FA51310001
- FA51310006
- FA51310012
- FA51310018
- FA51310030
- FA51310033

3000K

- FA51306601
- FA51306606
- FA51306612
- FA51306618
- FA51306630
- FA51306633

4000K

- FA51306501
- FA51306506
- FA51306512
- FA51306518
- FA51306530
- FA51306533



@3000K

Optic Medium 30°

Power Led: 3,4W - 199 lm ≠ OUTPUT 121 lm - 2700K/CRI 80 - 24Vdc / 3,4W - 215 lm ≠ OUTPUT 131 lm - 3000K/CRI 80 - 24Vdc / 3,4W - 224 lm ≠ OUTPUT 136 lm - 4000K/CRI 80 - 24Vdc

2700K

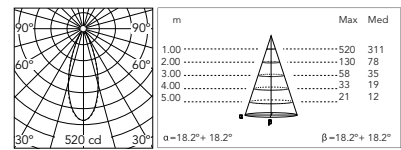
- FA51310201
- FA51310206
- FA51310212
- FA51310218
- FA51310230
- FA51310233

3000K

- FA51306901
- FA51306906
- FA51306912
- FA51306918
- FA51306930
- FA51306933

4000K

- FA51306801
- FA51306806
- FA51306812
- FA51306818
- FA51306830
- FA51306833




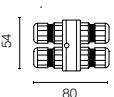

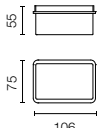


@3000K

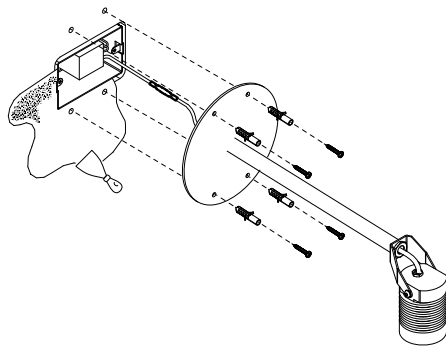
* Maximale Leuchten pro Stromversorgung / Maximum number of luminaires per power supply.

Maximale Leuchten pro Stromversorgung (220÷ 240 V). Diese Angaben müssen unter Berücksichtigung der spezifischen Installationsbedingungen überprüft werden.	Maximum number of luminaires per power supply. (220÷240 V). These data must be checked taking into account the specific installation conditions.	Acc. RF25754	1	Acc. RF25755	9
		Acc. RF25748	1	Acc. RF25749	17
		Acc. RF25752	3		


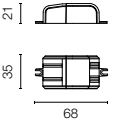

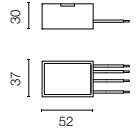

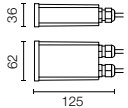

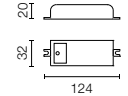

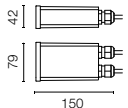

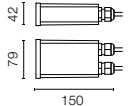

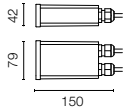

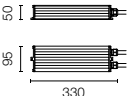

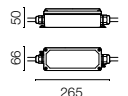
Aimer 2: Zubehörteile / Accessories

Erdspieß.	Ground spike.	Spot / Pole FA136		
Verbindungssystem, IP68, 3/4-Wege-H2O-Antikondensat, 4-polig, (ø5,5÷12mm Kabel).	3/4 way terminal block 4 poles IP68 H2O Stop. (ø5,5÷12mm cable).	Pole F990C010000		
Eingebaute 3-Modul-Anschlussdose (Modell 503).	Recessed 3-module junction box (model 503).	Wall F990H010000		

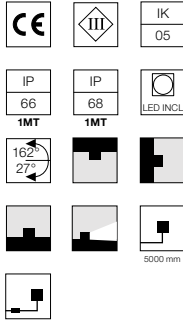
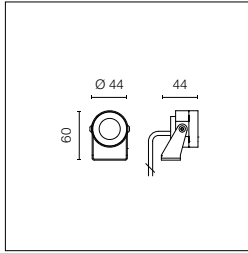
Aimer 2 Wall Bracket with box cod. F990H010000



Aimer 2: Treiber / Drivers

Stromversorgung Doppelfunktion Vout 24V Gleichstrom: 8 W/100÷240 V Iout 350 ma: 6x1 W/100÷240 V IP20 Klasse II Selv Eq.	Power supply dual function Vout 24Vdc: 8W/100÷240V Iout 350ma: 6x1W/100÷240V IP20 Class II Selv Eq.	*RF25754		
Netzgerät 24V 8W / 110-240V IP65 Klasse II selv.	Power supply 24V 8W / 110-240V IP65 Class II selv.	*RF25748		
Netzgerät 8W/110÷240V - 24Vdc IP67 Klasse II selv. Eq.	Power supply 8W/110÷240V - 24Vdc IP67 Class II selv. Eq.	Pole *FA235		
Netzgerät 24V 10W / 110-240V IP20 Klasse II selv.	Power supply 24V 10W / 110-240V IP20 Class II selv.	Spot / Pole *RF25747		
Netzgerät 24V 10W / 110-240V IP67 Klasse II selv.	Power supply 24V 10W / 110-240V IP67 Class II selv.	Spot / Pole *RF25757		
Netzgerät für den Ferneinbau 24Vdc 20W / 220- 240V IP67 Klasse II selv.	Power supply for remote installation 24Vdc 20W / 220- 240V IP67 Class II selv.	Pole / Wall *RF25752		
Netzgerät 24Vdc 35W / 120-270V IP67 Klasse II selv.	Power supply 24Vdc 35W / 120-270V IP67 Class II selv.	F990B23AZ00		
Netzgerät für den Ferneinbau 24Vdc 50W / 120-240V IP67 Klasse II selv.	Power supply for remote installation 24Vdc 50W / 120- 240V IP67 Class II selv.	*RF25755		
Netzgerät für den Ferneinbau 24Vdc 70W / 220-240V IP67 Klasse II selv.	Power supply for remote installation 24Vdc 70W / 220-240V IP67 Class II selv.	*RF25749		

Aimer 1 Aqua



LED-Quelle. Edelstahlgehäuse und -bügel 316L, geeignet zum Versenken. Fernstromversorgung 350 mA ON/OFF und dimmbar 1-10V oder DALI. Muss separat bestellt werden. Serienschaltung. Ausgestattet mit einem 5000 mm überstehenden Neoprenkabel und einem Set mit Crimpverbindern und selbstklebenden Schrumpfschläuchen, die die Dichtigkeit d Extraklares transparentes Glas. es Anschlusses garantieren. Der Metallstift zur Bodenmontage muss separat bestellt werden. 2700K- und 3000K-Modelle auf Anfrage erhältlich.

LED source. 316L stainless steel body and bracket, suitable for submersion. Remote power supply 350 mA ON/OFF and dimmable 1-10V or DALI. Must be ordered separately. Serial connection. Equipped with a 5000 mm protruding section of neoprene cable and a kit with crimpable connectors and adhesive heat-shrinkable sleeves that guarantee the tightness of the connection. Extraclear transparent glass. The metal nail for ground installation needs to be ordered separately. 2700K and 3000K models available upon request.

2200K auf Anfrage erhältlich.

2200K available on request.

Optic Medium 30°

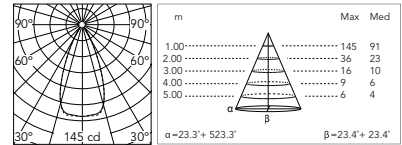
Power Led: 1,1W - LED 120 lm ≠ OUTPUT 99 lm - 3000K/CRI 80 - 350 mA / 1,1W - 124 lm ≠ OUTPUT 103 lm - 4000K/CRI 80 - 350 mA

3000K

FA10517114557.A

4000K

FA10517114357.A



@ 4000K

* Maximale Leuchten pro Stromversorgung / Maximum number of luminaires per power supply.

Maximale Leuchten pro Stromversorgung (220÷ 240 V). Diese Angaben müssen unter Berücksichtigung der spezifischen Installationsbedingungen überprüft werden.

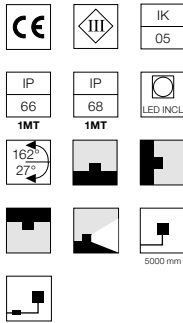
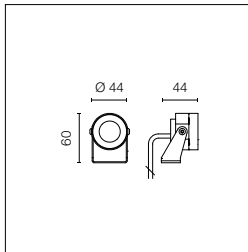
Maximum number of luminaires per power supply. (220÷240 V). These data must be checked taking into account the specific installation conditions.

Acc. RF25748 6
Acc. FA184 **16
Acc. FA238.A **9

**Die Spannung an den Enden des Systems hängt von der Anzahl der in Reihe geschalteten Leuchten ab. Bitte beachten Sie die Norm CEI 64-8.

**The voltage at the end of the system depends on the number of fixtures connected in series, please comply with CEI 64-8 standards.

Aimer 1 Aqua RGB



Inklusive RGB LED-Quelle. Edelstahlgehäuse und -bügel 316L, geeignet zum Versenken. Die Fernstromversorgung mit DMX-3chx350mA-Schnittstelle muss separat bestellt werden. Serienschaltung. Ausgestattet mit einem 5000 mm überstehenden Neoprenkabel und einem Set mit Crimpverbindern und selbstklebenden Schrumpfschläuchen, die die Dichtigkeit des Anschlusses garantieren. Inklusive Befestigungsbügel. Sandgestrahltes Glas mit Siebdruck. Der Metallstift zur Bodenmontage muss separat bestellt werden.

RGB LED source included. 316L stainless steel body and bracket, suitable for submersion. Remote electrical power supply with DMX 3CHx350mA interface to be ordered separately. Serial connection. Equipped with a 5000 mm protruding section of neoprene cable and a kit with crimpable connectors and adhesive heat-shrinkable sleeves that guarantee the tightness of the connection. Sandblasted screen-printed glass. Fixing bracket included. The metal nail for ground installation needs to be ordered separately.

Kabeldiagramm und RGB-System-Installation.

Maximal 10 Aimer 1 Aqua RGB-LED-Leuchten für jeden F990B22A000 Code.

Siehe Kabeldiagramm Nr.5 Seite 794.

Wiring diagram and installation scheme RGB.

Max 10 luminaires Aimer 1 Aqua RGB for each code F990B22A000.

See Wiring Diagram n.5 Page 794.

RGB Power Led: 3,4W - 3CH x 350mA

RGB

FA10517314357.A

Photometric data on request.

* Maximale Leuchten pro Stromversorgung / Maximum number of luminaires per power supply.

Maximale Leuchten pro Stromversorgung (220÷ 240 V). Diese Angaben müssen unter Berücksichtigung der spezifischen Installationsbedingungen überprüft werden.

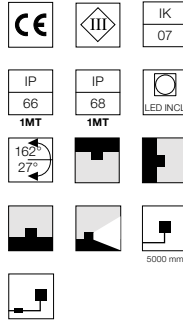
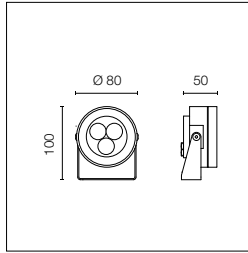
Maximum number of luminaires per power supply. (220÷240 V). These data must be checked taking into account the specific installation conditions.

Acc. F990B22A000 **10

**Die Spannung an den Enden des Systems hängt von der Anzahl der in Reihe geschalteten Leuchten ab. Bitte beachten Sie die Norm CEI 64-8.

**The voltage at the end of the system depends on the number of fixtures connected in series, please comply with CEI 64-8 standards.

Aimer 3 Aqua



Inklusive LED-Quelle. Edelstahlgehäuse und -bügel 316L, geeignet zum Versenken. Die 24 V Gleichstrom ON/OFF Fernstromversorgung muss separat bestellt werden. Parallelschaltung. Ausgestattet mit einem 5000 mm überstehenden Neoprenkabel und einem Set mit Crimpverbindern und selbstklebenden Schrumpfschläuchen, die die Dichtigkeit des Anschlusses garantieren. Inklusive Befestigungsbügel. Extraklares transparentes Glas. Der Metallstift zur Bodenmontage muss separat bestellt werden. 2700K- und 3000K-Modelle auf Anfrage erhältlich.

LED source included. 316L stainless steel body and bracket, suitable for submersion. Remote electrical power supply 24V dc ON/OFF to be ordered separately. Parallel connection. Equipped with a 5000 mm protruding section of neoprene cable and a kit with crimpable connectors and adhesive heat-shrinkable sleeves that guarantee the tightness of the connection. Fixing bracket included. Extraclear transparent glass. The metal nail for ground installation needs to be ordered separately. 2700K and 3000K models available upon request.

2200K auf Anfrage erhältlich.

2200K available on request.

Optic Medium 50°

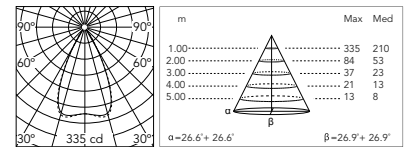
Power Led: 3,3W - 359 lm ≠ OUTPUT 267 lm - 3000K/CRI 80 - 24Vdc / 3,3W - 373 lm ≠ OUTPUT 278 lm - 4000K/CRI 80 - 24Vdc

3000K

FA10517214657

4000K

FA10517214457



@ 4000K

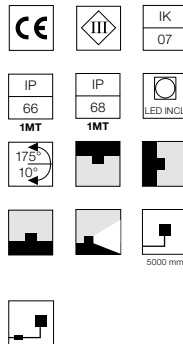
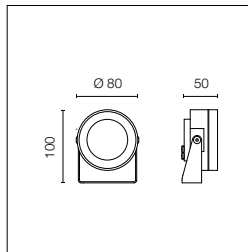
* Maximale Leuchten pro Stromversorgung / Maximum number of luminaires per power supply.

Maximale Leuchten pro Stromversorgung (220± 240 V). Diese Angaben müssen unter Berücksichtigung der spezifischen Installationsbedingungen überprüft werden.

Maximum number of luminaires per power supply. (220±240 V). These data must be checked taking into account the specific installation conditions.

Acc. RF25748	1	Acc. RF25755	7
Acc. RF25757	2	Acc. RF25749	14
Acc. RF25752	3		

Aimer 3 Aqua RGB



Inklusive RGB LED-Quelle. Edelstahlgehäuse und -bügel 316L, geeignet zum Versenken. Die Fernstromversorgung mit DMX-3chx350mA-Schnittstelle muss separat bestellt werden. Serienschaltung. Ausgestattet mit einem 5000 mm überstehenden Neoprenkabel und einem Set mit Crimpverbindern und selbstklebenden Schrumpfschläuchen, die die Dichtigkeit des Anschlusses garantieren. Inklusive Befestigungsbügel. Transparentes Glas mit Siebdruck. Der Metallstift zur Bodenmontage muss separat bestellt werden.

RGB LED source included. 316L stainless steel body and bracket, suitable for submersion. Remote electrical power supply with DMX 3CHx350mA interface to be ordered separately. Serial connection. Equipped with a 5000 mm protruding section of neoprene cable and a kit with crimpable connectors and adhesive heat-shrinkable sleeves that guarantee the tightness of the connection. Transparent screen-printed glass. Fixing bracket included. The metal nail for ground installation needs to be ordered separately.

Kabeldiagramm und RGB-System-Installation.

Maximal 10 Aimer 3 Aqua RGB-LED-Leuchten für jeden F990B22A000 Code.

Siehe Kabeldiagramm Nr.5 Seite 794.

Wiring diagram and installation scheme RGB.

Max 10 luminaires Aimer 3 Aqua RGB for each code F990B22A000.

See Wiring Diagram n.5 Page 794.

Optic Medium 35°

RGB Power Led: 3,4W - 3CH x 350mA

RGB

FA10517414457

Photometric data on request.

* Maximale Leuchten pro Stromversorgung / Maximum number of luminaires per power supply.

Maximale Leuchten pro Stromversorgung (220± 240 V). Diese Angaben müssen unter Berücksichtigung der spezifischen Installationsbedingungen überprüft werden.

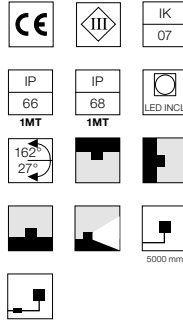
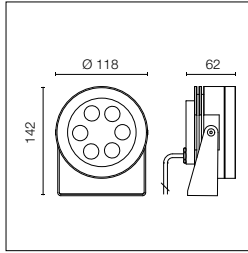
Maximum number of luminaires per power supply. (220±240 V). These data must be checked taking into account the specific installation conditions.

Acc. F990B22A000 **10

**Die Spannung an den Enden des Systems hängt von der Anzahl der in Reihe geschalteten Leuchten ab. Bitte beachten Sie die Norm CEI 64-8.

**The voltage at the end of the system depends on the number of fixtures connected in series, please comply with CEI 64-8 standards.

Aimer 4 Aqua



Inklusive LED-Quelle, Edelstahlgehäuse und -bügel 316L, geeignet zum Versenken. Die 24 V Gleichstrom ON/OFF Fernstromversorgung muss separat bestellt werden. Parallelschaltung. Ausgestattet mit einem 5000 mm überstehenden Neoprenkabel und einem Set mit Crimpverbindern und selbstklebenden Schrumpfschläuchen, die die Dichtigkeit des Anschlusses garantieren. Inklusive Befestigungsbügel. Extraklares transparentes Glas. Der Metallstift zur Bodenmontage muss separat bestellt werden. 2700K- und 3000K-Modelle auf Anfrage erhältlich.

LED source included. 316L stainless steel body and bracket, suitable for submersion. Remote electrical power supply 24V dc ON/OFF to be ordered separately. Parallel connection. Equipped with a 5000 mm protruding section of neoprene cable and a kit with crimpable connectors and adhesive heat-shrinkable sleeves that guarantee the tightness of the connection. Fixing bracket included. Extraclear transparent glass. The metal nail for ground installation needs to be ordered separately. 2700K and 3000K models available upon request.

2200K auf Anfrage erhältlich.

2200K available on request.

Optic Medium 26°

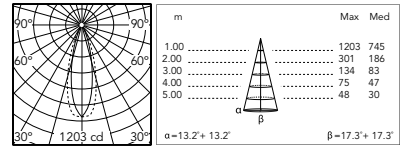
Power Led: 8W - 646 lm ≠ OUTPUT 409 lm - 3000K/CRI 80 - 24Vdc / 8W - 687 lm ≠ OUTPUT 435 lm - 4000K/CRI 80 - 24Vdc

3000K

FA10526614757

4000K

FA10526614557



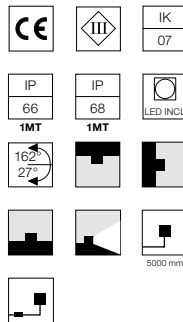
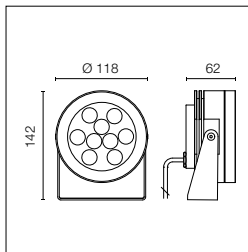
* Maximale Leuchten pro Stromversorgung / Maximum number of luminaires per power supply.

Maximale Leuchten pro Stromversorgung (220÷240 V). Diese Angaben müssen unter Berücksichtigung der spezifischen Installationsbedingungen überprüft werden.

Maximum number of luminaires per power supply. (220÷240 V). These data must be checked taking into account the specific installation conditions.

Acc. RF25755 3
Acc. RF25749 6

Aimer 5 Aqua



Inklusive LED-Quelle, Edelstahlgehäuse und -bügel 316L, geeignet zum Versenken. Die 24 V Gleichstrom ON/OFF Fernstromversorgung muss separat bestellt werden. Parallelschaltung. Ausgestattet mit einem 5000 mm überstehenden Neoprenkabel und einem Set mit Crimpverbindern und selbstklebenden Schrumpfschläuchen, die die Dichtigkeit des Anschlusses garantieren. Inklusive Befestigungsbügel. Extraklares transparentes Glas. Der Metallstift zur Bodenmontage muss separat bestellt werden. 2700K- und 3000K-Modelle auf Anfrage erhältlich.

LED source included. 316L stainless steel body and bracket, suitable for submersion. Remote electrical power supply 24V dc ON/OFF to be ordered separately. Parallel connection. Equipped with a 5000 mm protruding section of neoprene cable and a kit with crimpable connectors and adhesive heat-shrinkable sleeves that guarantee the tightness of the connection. Fixing bracket included. Extraclear transparent glass. The metal nail for ground installation needs to be ordered separately. 2700K and 3000K models available upon request.

2200K auf Anfrage erhältlich.

2200K available on request.

Optic Medium 28°

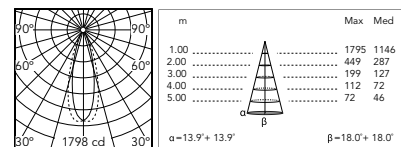
Power Led: 11W - 969 lm ≠ OUTPUT 680 lm - 3000K/CRI 80 - 24Vdc / 11W - 1031 lm ≠ OUTPUT 723 lm - 4000K/CRI 80 - 24Vdc

3000K

FA10521114757

4000K

FA10521114557



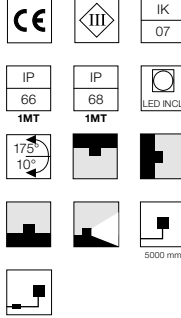
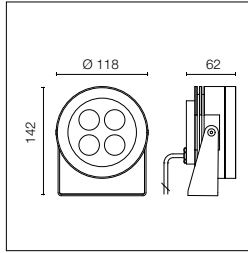
* Maximale Leuchten pro Stromversorgung / Maximum number of luminaires per power supply.

Maximale Leuchten pro Stromversorgung (220÷240 V). Diese Angaben müssen unter Berücksichtigung der spezifischen Installationsbedingungen überprüft werden.

Maximum number of luminaires per power supply. (220÷240 V). These data must be checked taking into account the specific installation conditions.

Acc. RF25755 3
Acc. RF25749 7
Acc. FA184 1

Aimer 5 Aqua RGB



Inklusive RGB LED-Quelle. Edelstahlgehäuse und -bügel 316L, geeignet zum Versenken. Die Fernstromversorgung mit DMX-3chx350mA-Schnittstelle muss separat bestellt werden. Serienschaltung. Ausgestattet mit einem 5000 mm überstehenden Neoprenkabel und einem Set mit Crimpverbindern und selbstklebenden Schrumpfschläuchen, die die Dichtigkeit des Anschlusses garantieren. Inklusive Befestigungsbügel. Transparentes Glas mit Siebdruck. Der Metallstift zur Bodenmontage muss separat bestellt werden.

RGB LED source included. 316L stainless steel body and bracket, suitable for submersion. Remote electrical power supply with DMX 3CHx350mA interface to be ordered separately. Serial connection. Equipped with a 5000 mm protruding section of neoprene cable and a kit with crimpable connectors and adhesive heat-shrinkable sleeves that guarantee the tightness of the connection. Transparent screen-printed glass. Fixing bracket included. The metal nail for ground installation needs to be ordered separately.

Kabeldiagramm und RGB-System-Installation.

Maximal 2 Aimer 5 Aqua RGB-LED-Leuchten für jeden F990B22A000 Code.

Siehe Kabeldiagramm Nr.5 Seite 794.

Wiring diagram and installation scheme RGB.

Max 2 luminaires Aimer 5 Aqua RGB for each code F990B22A000.

See Wiring Diagram n.5 Page 794.

Optic Medium 50°

RGB Power Led: 13,6W - 3CH x 350mA

RGB

FA10525614557

Photometric data on request.

* Maximale Leuchten pro Stromversorgung / Maximum number of luminaires per power supply.

Maximale Leuchten pro Stromversorgung (220± 240 V). Diese Angaben müssen unter Berücksichtigung der spezifischen Installationsbedingungen überprüft werden.




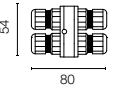

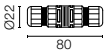
Maximum number of luminaires per power supply. (220±240 V). These data must be checked taking into account the specific installation conditions.

Acc. *F990B22A000 **2

**Die Spannung an den Enden des Systems hängt von der Anzahl der in Reihe geschalteten Leuchten ab. Bitte beachten Sie die Norm CEI 64-8.

**The voltage at the end of the system depends on the number of fixtures connected in series, please comply with CEI 64-8 standards.

Aimer Aquar: Zubehörteile / Accessories

Erdspieß.	Ground spike.	Aqua Aimer 1 / 3 / 4 / 5 FA136		
Verbindungssystem, IP68, 3/4-Wege-H2O-Antikondensat, 4-polig, (ø5,5÷12mm Kabel).	3/4 way terminal block 4 poles IP68 H2O Stop. (ø5,5÷12mm cable).	Aqua Aimer 3 / 4 / 5 F990C010000		
Verbindungssystem, IP68, 2-Wege-H2O-Antikondensat, 4-polig, (ø5,5÷12mm Kabel).	2 way terminal block 4 poles IP68 H2O Stop. (ø5,5÷12mm cable).	Aqua Aimer 3 / 4 / 5 F990C00A000		


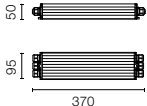
Aimer Aqua: Treiber / Drivers

Netzgerät 24V 8W / 110-240V IP65 Klasse II selv.	Power supply 24V 8W / 110-240V IP65 Class II selv.	Aqua Aimer 1 / 3 *RF25748		
Netzgerät 16 x 1W/ 110÷240V - Iout 350mA (12x1W@110V) IP67 Klasse II selv.	Power supply 16 x 1W/ 110÷240V - Iout 350mA (12x1W@110V) IP67 Class II Selv.	Aqua Aimer 1 / 3 *FA184  Dimmable Push-Dim Or 1-10V See Wiring Diagram n.3. Page 792		
Netzgerät 18W/ 110÷240V - Iout 350mA (15W@110V) IP67 Klasse II selv.C.	Power supply 18W/ 110÷240V - Iout 350mA (15W@110V) IP67 Class II Selv. C.	Aqua Aimer 1 / 3 *FA238.A  Dimmable DALI See Wiring Diagram n.3. Page 792		
Netzgerät 24V 10W / 110-240V IP67 Klasse II selv.	Power supply 24V 10W / 110-240V IP67 Class II selv.	Aqua Aimer 3 / 4 / 5 *RF25757		
Netzgerät für den Feinbau 24Vdc 20W / 220-240V IP67 Klasse II selv.	Power supply for remote installation 24Vdc 20W / 220-240V IP67 Class II selv.	Aqua Aimer 3 / 4 / 5 *RF25752		
Netzgerät 24Vdc 35W / 120-270V IP67 Klasse II selv.	Power supply 24Vdc 35W / 120-270V IP67 Class II selv.	F990B23AZ00		
Netzgerät für den Feinbau 24Vdc 50W / 120-240V IP67 Klasse II selv.	Power supply for remote installation 24Vdc 50W / 120-240V IP67 Class II selv.	Aqua Aimer 3 / 4 / 5 *RF25755		
Netzgerät für den Feinbau 24Vdc 70W / 220-240V IP67 Klasse II selv.	Power supply for remote installation 24Vdc 70W / 220-240V IP67 Class II selv.	Aqua Aimer 3 / 4 / 5 *RF25749		

Aimer Aqua RGB: Zubehörteile / Accessories

Erdspieß.	Ground spike.	Aqua Aimer 1 / 3 / 4 / 5 RGB FA136		
DMX-Controller; Dimmer-Schalter für Einbaudose. (60 mm Lochmitte).	DMX controller; dimmer switch for recessed box (60mm hole centres).	F990B10A000		
DMX Controller; Stand-Alone/PC- Schnittstelle.	DMX controller; stand-alone/PC interface.	F990B11A000		
DMX-Verteiler 512 - elektronisches Gerät zur Regenerierung des monodirektionalen DMX-Signal. 1 Eingang und 7 Ausgänge, 12- 24 V Gleichstrom. Stromversorgung nicht enthalten.	DMX splitter 512 - electronic device to regenerate the monodirectional DMX signal 1 Input and 7 output, 12-24Vdc.	F990B13A000		
Geschirmtes DMX-Kabel mit konstantem Widerstand (110 Ohm).	DMX cable - shielded twisted pair with 110 Ohm constant impedance.	F990B12A000		

Aimer Aquar RGB: Treiber / Drivers

Stromversorgung mit Dmx-schnittstelle für RGB- Leuchten 36w/220÷240V-3ch x 350ma (3ch x 10 x 1w) Dmx- Kontrolle erlaubt ip67 Klasse i Selv Eq.	Power supply with DMX interface for RGB fixtures 36W/220÷240v- 3CH x 350mA (3CH x 10 x 1W) DMX control allowed IP67 Class I Selv Eq.	*F990B22A000		
---	--	--------------	---	---

Franco





Franco



Familie / Family

Franco 1



CoB Led

up to 24W
up to 1920 lm - 2700K/CRI 80
up to 2065 lm - 3000K/CRI 80
up to 2166 lm - 4000K/CRI 80

Power Led

up to 20W
up to 1506 lm - 2700K/CRI 80
up to 1619 lm - 3000K/CRI 80
up to 1698 lm - 4000K/CRI 80

2200K available on request.

Franco 2



CoB Led

up to 43W
up to 3143 lm - 2700K/CRI 80
up to 3380 lm - 3000K/CRI 80
up to 3465 lm - 4000K/CRI 80

Franco 3



CoB Led

up to 52W
up to 3757 lm - 2700K/CRI 80
up to 4040 lm - 3000K/CRI 80
up to 4142 lm - 4000K/CRI 80

Power Led

up to 43W
up to 3676 lm - 2700K/CRI 80
up to 3939 lm - 3000K/CRI 80
up to 4070 lm - 4000K/CRI 80

2200K available on request.

Ausführungen / Colours



01 White



06 Grey



12 Forest Green



18 Deep Brown



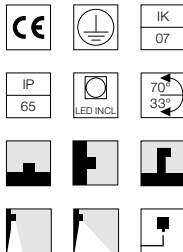
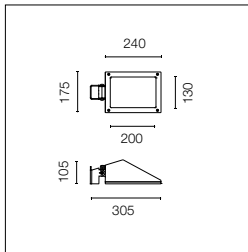
30 Black



33 Anthracite

Familie von neigbaren Projektionsleuchten mit LED-Quelle zur Wand-, und Pfostenmontage. Erhältlich in drei Dimensionen und mit verschiedenen Lichtstrahlen für jede Dimension, einschließlich Optiken für städtische Anwendungen. Gehäuse aus Aluminiumdruckguss EN AB-47100 (mit geringem Kupferanteil) und Reflektor aus Reinstaluminium. Extraklarer Glas-Diffusor mit Siebdruckkante, mit einem Roboterklebesystem am Rahmen befestigt. In verschiedenen Ausführungen erhältlich, mit doppelschichtiger Pulverbeschichtung und chemischer Oberflächenbehandlung, um eine hohe Korrosionsbeständigkeit zu gewährleisten. Befestigungsbügel aus Edelstahl AISI 316L, abgestuft, um eine präzise Einstellung der Emissionseinheit und eine Neigung von ca. 120° auf der vertikalen Achse zu gewährleisten. Ergänzt durch eine Metall-Kabelführung. Um die Dichtigkeit der Kabelführung zu gewährleisten, wird empfohlen, flexible Elektrokabel zu verwenden, die für den Außeneinsatz geeignet sind. Vervollständigt durch eine Reihe von Zylinderpfosten in verschiedenen Durchmessern und Höhen, die versenkt oder mit einer Ankerplatte und Zugschrauben befestigt werden können. Die MiniFranco-Version ist mit einem überstehenden Arm für die Wandmontage und die Beleuchtung von Schildern ausgestattet.

Family of tiltable projection luminaires with LED source for wall and post mounting. Available in three dimensions and with different light beams for every dimension, including optics for urban uses. Die cast aluminum body EN AB-47100 (with low copper content) and super pure aluminum reflector. Extraclear glass diffuser with silkscreen edge, attached to the frame with a robotic gluing system. Available in different finishes, with double-layered powder coating and chemical conversion surface treatment to ensure high corrosion resistance. AISI 316L stainless steel fixing bracket, graduated to guarantee precision in the adjustment of the emission unit and a tilting of approx. 120° on the vertical axis. Completed with a metal cable guide. To ensure the tightness of the cable guide it's recommended to use flexible electric cables suitable for exterior use. Completed with a series of cylinder posts in different diameters and heights that can be ground recessed or fixed with an anchor plate and lag screws. The MiniFranco version is equipped with a protruding arm for wall mounting and sign lighting.



Inklusive LED-Quelle. Integrierte elektrische Stromversorgung 220-240 V ON/OFF. Inklusive Befestigungsbügel. Ausgestattet mit einer M16x1,5 Kabelführung (für 4,5 mmϕ<math><10</math> mm Kabel) und IP68 Anschluss. Um die Dichtigkeit der Kabelführung zu gewährleisten, wird empfohlen, flexible Elektrokabel zu verwenden, die für den Außeneinsatz geeignet sind. Optionales Zubehör: Pfosten, Gestelle und Arme zur Montage als Mast, überstehender Arm zur Wandmontage.

LED source included. Integrated electrical power supply 220-240V ON/OFF. Fixing bracket included. Equipped with a M16x1.5 cable guide (for 4.5mmϕ<math><10</math>mm cables) and IP68 connector. To ensure the tightness of the cable guide it's recommended to use flexible electric cables suitable for exterior use. Optional accessories: posts; mounts and arms to install as a mast; protruding arm for wall mounting.

Symmetric Optic

CoB Led: 24W - 2856 lm \neq OUTPUT 1920 lm - 2700K/CRI 80 - 220-240V / 24W - 3071 lm \neq OUTPUT 2065 lm - 3000K/CRI 80 - 220-240V / 24W - 3221 lm \neq OUTPUT 2166 lm - 4000K/CRI 80 - 220-240V

2700K

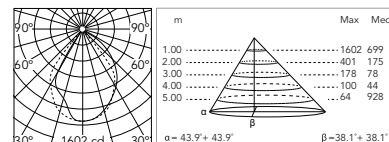
- FA162812301
- FA162812306
- FA162812312
- FA162812318
- FA162812330
- FA162812333

3000K

- FA162811301
- FA162811306
- FA162811312
- FA162811318
- FA162811330
- FA162811333

4000K

- FA162801301
- FA162801306
- FA162801312
- FA162801318
- FA162801330
- FA162801333



@ 3000K

Asymmetric Optic

CoB Led: 24W - 2856 lm \neq OUTPUT 1506 lm - 2700K/CRI 80 - 220-240V / 24W - 3071 lm \neq OUTPUT 1619 lm - 3000K/CRI 80 - 220-240V / 24W - 3221 lm \neq OUTPUT 1698 lm - 4000K/CRI 80 - 220-240V

2700K

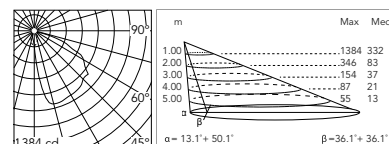
- FA162812401
- FA162812406
- FA162812412
- FA162812418
- FA162812430
- FA162812433

3000K

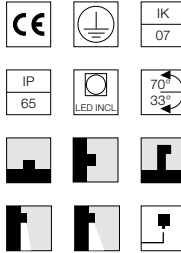
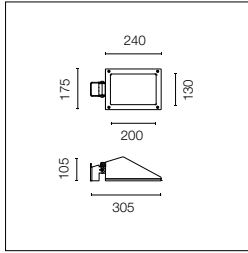
- FA162811401
- FA162811406
- FA162811412
- FA162811418
- FA162811430
- FA162811433

4000K

- FA162801401
- FA162801406
- FA162801412
- FA162801418
- FA162801430
- FA162801433



@ 3000K



Inklusive LED-Quelle. Integrierte elektrische Stromversorgung 220-240 V ON- OFF. Inklusive Befestigungsbügel. Ausgestattet mit einer M16x1,5 Kabelführung (für 4,5 mm ϕ <math><10</math> mm Kabel) und IP68 Anschluss. Um die Dichtigkeit der Kabelführung zu gewährleisten, wird empfohlen, flexible Elektrokabel zu verwenden, die für den Außeneinsatz geeignet sind. Optionales Zubehör: Pfosten, Gestelle und Arme zur Montage als Mast, überstehender Arm zur Wandmontage.

LED source included. Integrated electrical power supply 220-240V ON- OFF. Fixing bracket included. Equipped with a M16x1.5 cable guide (for 4.5mm ϕ <math><10</math>mm cables) and IP68 connector. To ensure the tightness of the cable guide it's recommended to use flexible electric cables suitable for exterior use. Optional accessories: posts; mounts and arms to install as a mast; protruding arm for wall mounting.

2200K auf Anfrage erhältlich.

2200K available on request.

Optic Spot 10°

Power Led: 20W - 1776 lm \neq OUTPUT 1371 lm - 2700K/CRI 80 - 220÷240V / 20W - 1914 lm \neq OUTPUT 1486 lm - 3000K/CRI 80 - 220÷240V / 20W - 1987 lm \neq OUTPUT 1543 lm - 4000K/CRI 80 - 220÷240V

2700K

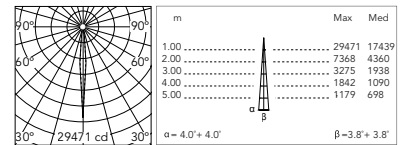
- FA161012201
- FA161012206
- FA161012212
- FA161012218
- FA161012230
- FA161012233

3000K

- FA161011201
- FA161011206
- FA161011212
- FA161011218
- FA161011230
- FA161011233

4000K

- FA162241201
- FA162241206
- FA162241212
- FA162241218
- FA162241230
- FA162241233



@ 3000K

Optic Medium 40°

Power Led: 20W - 1776 lm \neq OUTPUT 1281 lm - 2700K/CRI 80 - 220÷240V / 20W - 1914 lm \neq OUTPUT 1388 lm - 3000K/CRI 80 - 220÷240V / 20W - 1987 lm \neq OUTPUT 1442 lm - 4000K/CRI 80 - 220÷240V

2700K

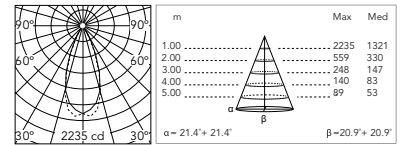
- FA161012301
- FA161012306
- FA161012312
- FA161012318
- FA161012330
- FA161012333

3000K

- FA161011301
- FA161011306
- FA161011312
- FA161011318
- FA161011330
- FA161011333

4000K

- FA162241301
- FA162241306
- FA162241312
- FA162241318
- FA162241330
- FA162241333



@ 3000K

Franco 1 / Ø 60mm - Poles

Mit Boden.
Mit festem Pfostenkopfhaken. Nicht verstellbarer Projektor.

With Base
With fixed pole head hooking. Non-adjustable projector.

Bodeneinbau (+300 mm Wurzel)

In-Ground (+300 mm Root)



H 500mm

- FA100501
- FA100506
- FA100512
- FA100518
- FA100530
- FA100533

H 900mm

- FA100901
- FA100906
- FA100912
- FA100918
- FA100930
- FA100933

H 2000mm

- FA11701
- FA11706
- FA11712
- FA11718
- FA11730
- FA11733



H 500mm

- FA110501
- FA110506
- FA110512
- FA110518
- FA110530
- FA110533

H 900mm

- FA110901
- FA110906
- FA110912
- FA110918
- FA110930
- FA110933

Franco 1 / Ø 76mm - Poles

Mit Boden und Zugangstür. Mit Terminal Block 4x1,5-16mmq.

With Base and Access Door.
With Terminal Block 4x1,5-16mmq.



H 3500mm

- FA24806
- FA24833

H 4500mm

- FA24906
- FA24933

Bodeneinbau (+500 mm Wurzel) Mit Zugangstür. Mit Terminal Block 4x1,5-16mmq

In-Ground (+500 mm Root) With Access Door
With Terminal Block 4x1,5-16mmq



H 3500mm

- FA25006
- FA25033

H 4500mm

- FA25106
- FA25133

Franco 1 / Ø 102mm - Poles

Mit Boden und Zugangstür. Mit Terminal Block 4x1,5-16mmq.

With Base and Access Door .
With Terminal Block 4x1,5-16mmq.



H 4000mm


- FA414006
- FA414033

H 5000mm

- FA415006
- FA415033

Bodeneinbau (+500 mm Wurzel) Mit Zugangstür. Mit Terminal Block 4x1,5-16mmq

In-Ground (+500 mm Root) With Access Door
With Terminal Block 4x1,5-16mmq



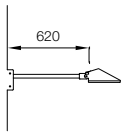
H 4000mm

- FA414506
- FA414533

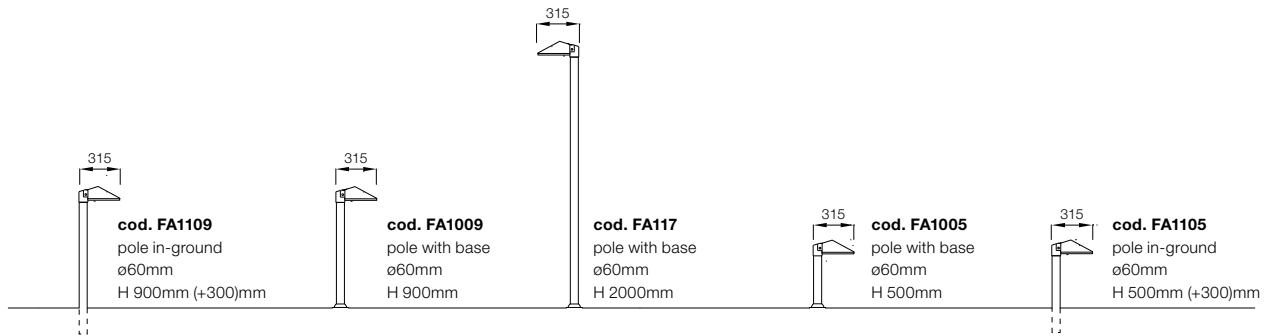
H 5000mm

- FA415506
- FA415533

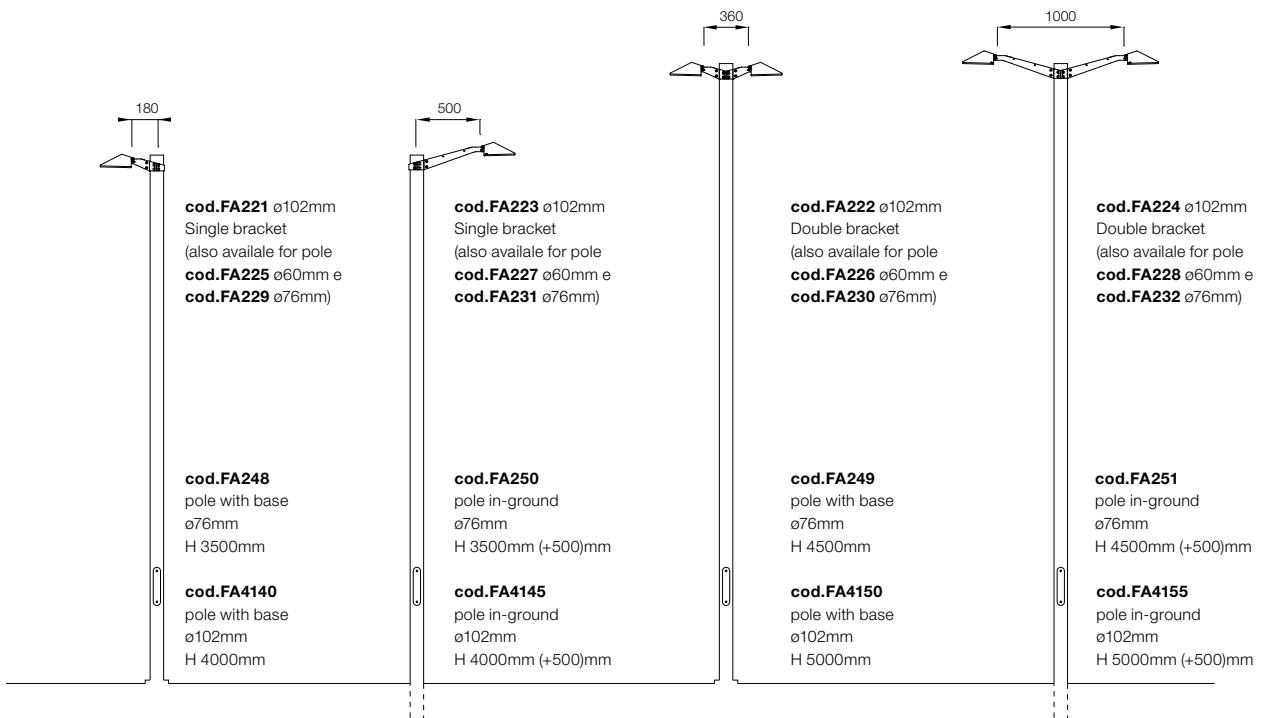
Verstellbarer Projektor an der Wand / Adjustable Projector on Wall




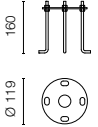

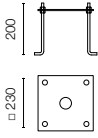

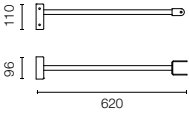

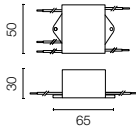
Nicht verstellbarer Projektor auf Pfosten / Non-Adjustable Projector on Pole



Verstellbarer Projektor auf Pfosten / Adjustable Projector on Pole



Franco 1: Zubehörteile / Accessories

Stiftschraubenplatte.	Base plate with bolt.	H: 500 / 900 / 2000mm FA243		
Stiftschraubenplatte.	Base plate with bolt.	H: 3500 / 4500mm with base FA116		
Arm für Wand 620 mm.	Wall bracket 620mm.	○ FA8801 ● FA8806 ● FA8812 ● FA8818 ● FA8830 ● FA8833		
Überspannungsschutzgerät. 275 Vac. Maximaler Entladestrom 10KA (8 / 20µs). Maximaler Betriebsstrom 5A. Geeignet für Reihenschaltung. IP66.	Surge protection device. 275Vac. Maximum discharge current 10KA (8/20µs). Maximum operating current 5A. Suitable for series connection. IP66.	F990E00A000		

Franco 1 Ø 60mm

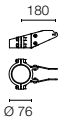
Einzelarm 180 mm. Für Pfosten Ø 60 mm.	Single bracket 180mm. For pole Ø 60mm.	● FA22506 ● FA22533		
Doppelarm 180 mm. Für Pfosten Ø 60 mm.	Double bracket 180mm. For pole Ø 60mm.	● FA22606 ● FA22633		
Einzelarm 500 mm. Für Pfosten Ø 60 mm.	Single bracket 500mm. For pole Ø 60mm.	● FA22706 ● FA22733		
Doppelarm 500 mm. Für Pfosten Ø 60 mm.	Double bracket 500mm. For pole Ø 60mm.	● FA22806 ● FA22833		

Franco 1 Ø 76mm

Einzelarm 180 mm.
Für Pfosten Ø 76 mm.

Single bracket 180mm.
For pole Ø 76mm.

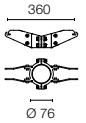
● FA22906
● FA22933



Doppelarm 180 mm.
Für Pfosten Ø 76 mm.

Double bracket 180mm.
For pole Ø 76mm.

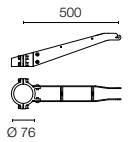
● FA23006
● FA23033



Einzelarm 500 mm.
Für Pfosten Ø 76 mm.

Single bracket 500mm.
For pole Ø 76mm.

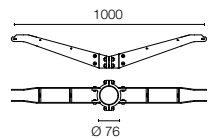
● FA23106
● FA23133



Doppelarm 500 mm.
Für Pfosten Ø 76 mm.

Double bracket 500mm.
For pole Ø 76mm.

● FA23206
● FA23233

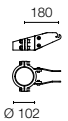


Franco 1 Ø 102mm

Einzelarm 180 mm.
Für Pfosten Ø 102 mm.

Single bracket 180mm.
For pole Ø 102mm.

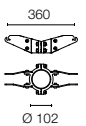
● FA22106
● FA22133



Doppelarm 180 mm.
Für Pfosten Ø 102 mm.

Double bracket 180mm.
For pole Ø 102mm.

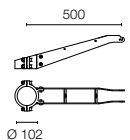
● FA22206
● FA22233



Einzelarm 500 mm.
Für Pfosten Ø 102 mm.

Single bracket 500mm.
For pole Ø 102mm.

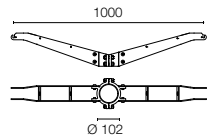
● FA22306
● FA22333

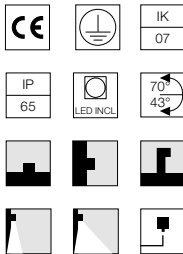
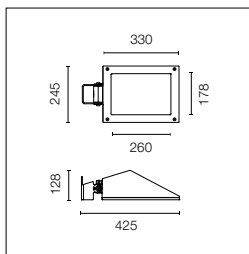


Doppelarm 500 mm.
Für Pfosten Ø 102 mm.

Double bracket 500mm.
For pole Ø 102mm.

● FA22406
● FA22433





Inklusive LED-Quelle. Integrierte elektrische Stromversorgung 220-240 V ON/OFF. Inklusive Befestigungsbügel. Ausgestattet mit einer M20x1,5 Kabelführung (für 7 mmϕ<math><13</math> mm Kabel) und IP68 Anschluss. Um die Dichtigkeit der Kabelführung zu gewährleisten, wird empfohlen, flexible Elektrokabel zu verwenden, die für den Außeneinsatz geeignet sind. Optionales Zubehör: Pfosten und Arme zur Montage als Mast.

LED source included. Integrated electrical power supply 220-240V ON/OFF. Graduated fixing bracket included. Equipped with a M20x1.5 cable guide (for 7mmϕ<math><13</math>mm cables) and IP68 connector. To ensure the tightness of the cable guide it's recommended to use flexible electric cables suitable for exterior use. Optional accessories: posts and arms for mast mounting.

Symmetric Optic

CoB Led: 43W - 5043 lm \neq OUTPUT 3143 lm - 2700K/CRI 80 - 220 \pm 240V / 43W - 5423 lm \neq OUTPUT 3380 lm - 3000K/CRI 80 - 220 \pm 240V / 43W - 5560 lm \neq OUTPUT 3465 lm - 4000K/CRI 80 - 220 \pm 240V

2700K

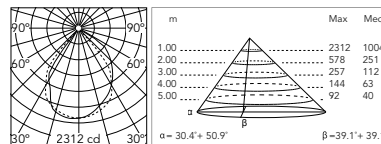
- FA962832301
- FA962832306
- FA962832312
- FA962832318
- FA962832330
- FA962832333

3000K

- FA962831301
- FA962831306
- FA962831312
- FA962831318
- FA962831330
- FA962831333

4000K

- FA962821301
- FA962821306
- FA962821312
- FA962821318
- FA962821330
- FA962821333



@ 3000K

Asymmetric Optic

CoB Led: 43W - 5043 lm \neq OUTPUT 2648 lm - 2700K/CRI 80 - 220 \pm 240V / 43W - 5423 lm \neq OUTPUT 2847 lm - 3000K/CRI 80 - 220 \pm 240V / 43W - 5560 lm \neq OUTPUT 2919 lm - 4000K/CRI 80 - 220 \pm 240V

2700K

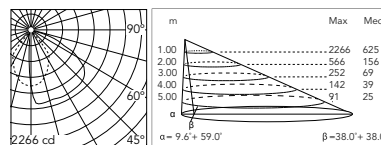
- FA962832401
- FA962832406
- FA962832412
- FA962832418
- FA962832430
- FA962832433

3000K

- FA962831401
- FA962831406
- FA962831412
- FA962831418
- FA962831430
- FA962831433

4000K

- FA962821401
- FA962821406
- FA962821412
- FA962821418
- FA962821430
- FA962821433



@ 3000K

Franco 2 / Ø 76mm - Poles

Mit Boden und Zugangstür. Mit Terminal Block 4x1,5-16mmq.

With Base and Access Door.
With Terminal Block 4x1,5-16mmq.



H 3500mm


- FA24806
- FA24833

H 4500mm

- FA24906
- FA24933

Bodeneinbau (+500 mm Wurzel) Mit Zugangstür. Mit Terminal Block 4x1,5-16mmq

In-Ground (+500 mm Root) With Access Door
With Terminal Block 4x1,5-16mmq



H 3500mm

- FA25006
- FA25033

H 4500mm

- FA25106
- FA25133

Franco 2 / Ø 102mm - Poles

Mit Boden und Zugangstür. Mit Terminal Block 4x1,5-16mmq.

With Base and Access Door .
With Terminal Block 4x1,5-16mmq.



H 4000mm


- FA414006
- FA414033

H 5000mm

- FA415006
- FA415033

Bodeneinbau (+500 mm Wurzel) Mit Zugangstür. Mit Terminal Block 4x1,5-16mmq

In-Ground (+500 mm Root) With Access Door
With Terminal Block 4x1,5-16mmq



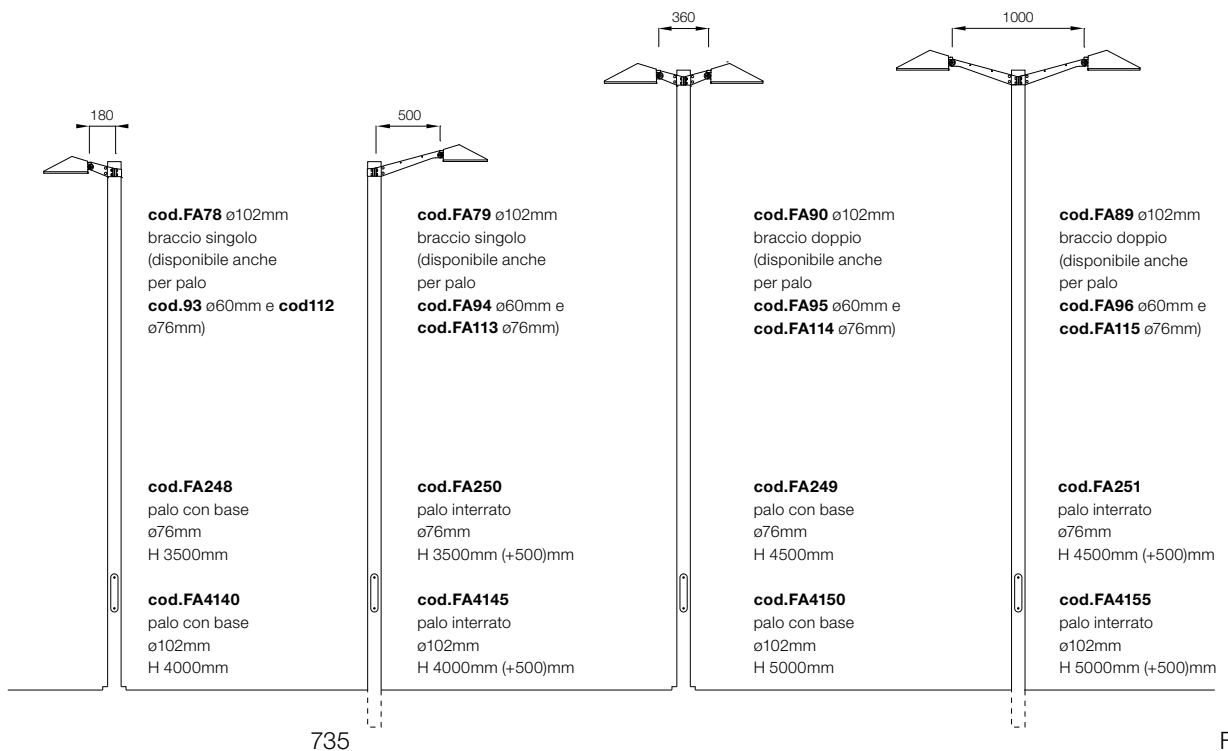
H 4000mm

- FA414506
- FA414533


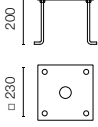
H 5000mm


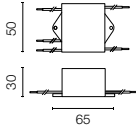
- FA415506
- FA415533

Installation scheme: Franco 2


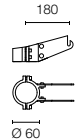



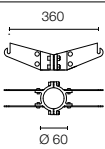
Franco 2: Zubehörteile / Accessories


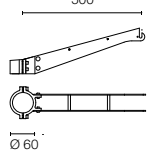
Stiftschraubenplatte.	Base plate with bolt.	FA116		
-----------------------	-----------------------	-------	---	---


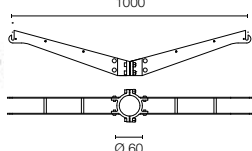
Überspannungsschutzgerät. 275 Vac. Maximaler Entladestrom 10kA (8 / 20µs). Maximaler Betriebsstrom 5A. Geeignet für Reihenschaltung. IP66.	Surge protection device. 275Vac. Maximum discharge current 10kA (8/20µs). Maximum operating current 5A. Suitable for series connection. IP66.	CoB LED F990E00A000		
---	--	------------------------	---	---

Franco 2 Ø 60mm

Einzelarm 180 mm. Für Pfosten Ø 60 mm.	Single bracket 180mm. For pole Ø 60mm.	● FA9306 ● FA9333		
---	---	----------------------	---	---

Doppelarm 180 mm. Für Pfosten Ø 60 mm.	Double bracket 180mm. For pole Ø 60mm.	● FA9506 ● FA9533		
---	---	----------------------	---	---

Einzelarm 500 mm. Für Pfosten Ø 60 mm.	Single bracket 500mm. For pole Ø 60mm.	● FA9406 ● FA9433		
---	---	----------------------	---	--

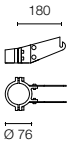
Doppelarm 500 mm. Für Pfosten Ø 60 mm.	Double bracket 500mm. For pole Ø 60mm.	● FA9606 ● FA9633		
---	---	----------------------	--	---

Franco 2 Ø 76mm

Einzelarm 180 mm.
Für Pfosten Ø 76 mm.

Single bracket 180mm.
For pole Ø 76mm.

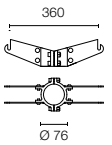
● FA11206
● FA11233



Doppelarm 180 mm.
Für Pfosten Ø 76 mm.

Double bracket 180mm.
For pole Ø 76mm.

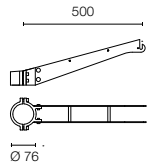
● FA11406
● FA11433



Einzelarm 500 mm.
Für Pfosten Ø 76 mm.

Single bracket 500mm.
For pole Ø 76mm.

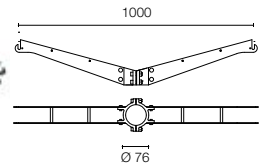
● FA11306
● FA11333



Doppelarm 500 mm.
Für Pfosten Ø 76 mm.

Double bracket 500mm.
For pole Ø 76mm.

● FA11506
● FA11533

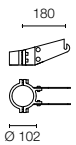


Franco 2 Ø 102mm

Einzelarm 180 mm.
Für Pfosten Ø 102 mm.

Single bracket 180mm.
For pole Ø 102mm.

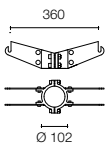
● FA7806
● FA7833



Doppelarm 180 mm.
Für Pfosten Ø 102 mm.

Double bracket 180mm.
For pole Ø 102mm.

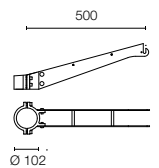
● FA9006
● FA9033



Einzelarm 500 mm.
Für Pfosten Ø 102 mm.

Single bracket 500mm.
For pole Ø 102mm.

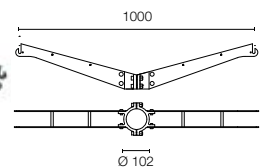
● FA7906
● FA7933

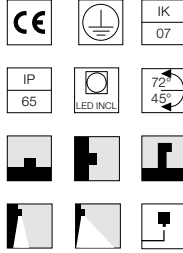
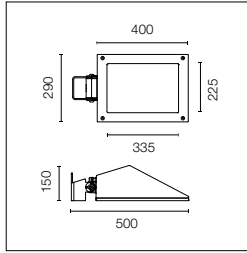


Doppelarm 500 mm.
Für Pfosten Ø 102 mm.

Double bracket 500mm.
For pole Ø 102mm.

● FA8906
● FA8933





Inklusive LED-Quelle. Integrierte elektrische Stromversorgung 220-240 V ON/OFF. Inklusive Befestigungsbügel. Ausgestattet mit einer M20x1,5 Kabelführung (für 7 mmϕ<math><13</math> mm Kabel) und IP68 Anschluss. Um die Dichtigkeit der Kabelführung zu gewährleisten, wird empfohlen, flexible Elektrokabel zu verwenden, die für den Außeneinsatz geeignet sind. Optionales Zubehör: Pfosten und Arme zur Montage als Mast.

LED source included. Integrated electrical power supply 220-240V ON/OFF. Graduated fixing bracket included. Equipped with a M20x1.5 cable guide (for 7mmϕ<math><13</math>mm cables) and IP68 connector. To ensure the tightness of the cable guide it's recommended to use flexible electric cables suitable for exterior use. Optional accessories: posts and arms for mast mounting.

Symmetric Optic

CoB Led: 52W - 5847 lm \neq OUTPUT 3757 lm - 2700K/CRI 80 - 220÷240V / 52W - 6287 lm \neq OUTPUT 4040 lm - 3000K/CRI 80 - 220÷240V / 52W - 6446 lm \neq OUTPUT 4142 lm - 4000K/CRI 80 - 220÷240V

2700K

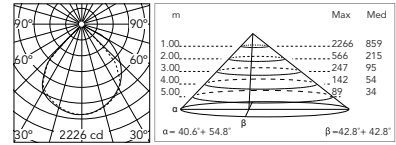
- FA972842301
- FA972842306
- FA972842312
- FA972842318
- FA972842330
- FA972842333

3000K

- FA972851301
- FA972851306
- FA972851312
- FA972851318
- FA972851330
- FA972851333

4000K

- FA972841301
- FA972841306
- FA972841312
- FA972841318
- FA972841330
- FA972841333



@ 3000K

Asymmetric Optic

CoB Led: 52W - 5847 lm \neq OUTPUT 3072 lm - 2700K/CRI 80 - 220÷240V / 52W - 6287 lm \neq OUTPUT 3303 lm - 3000K/CRI 80 - 220÷240V / 52W - 6446 lm \neq OUTPUT 3386 lm - 4000K/CRI 80 - 220÷240V

2700K

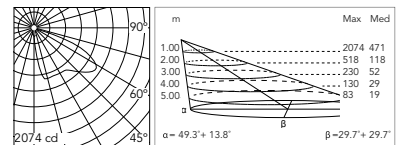
- FA942842401
- FA942842406
- FA942842412
- FA942842418
- FA942842430
- FA942842433

3000K

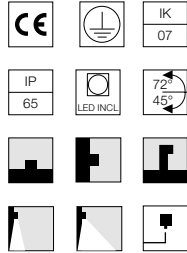
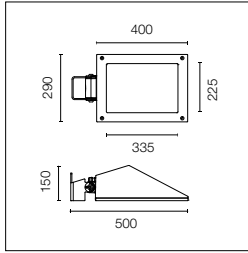
- FA942851401
- FA942851406
- FA942851412
- FA942851418
- FA942851430
- FA942851433

4000K

- FA972841401
- FA972841406
- FA972841412
- FA972841418
- FA972841430
- FA972841433



@ 3000K



Inklusive LED-Quelle. Integrierte elektrische Stromversorgung 220-240 V ON/OFF. Inklusive Befestigungsbügel. Ausgestattet mit einer M20x1,5 Kabelführung (für 7 mm ϕ <math>< 13</math> mm Kabel) und IP68 Anschluss. Um die Dichtigkeit der Kabelführung zu gewährleisten, wird empfohlen, flexible Elektrokabel zu verwenden, die für den Außeneinsatz geeignet sind. Optionales Zubehör: Pfosten und Arme zur Montage als Mast.

LED source included. Integrated electrical power supply 220-240V ON/OFF. Graduated fixing bracket included. Equipped with a M20x1.5 cable guide (for 7mm ϕ <math>< 13</math>mm cables) and IP68 connector. To ensure the tightness of the cable guide it's recommended to use flexible electric cables suitable for exterior use. Optional accessories: posts and arms for mast mounting.

Asymmetric Optic

Power Led: 43W - 5775 lm \neq OUTPUT 3676 lm - 2700K/CRI 80 - 220÷240V / 43W - 5589 lm \neq OUTPUT 3939 lm - 3000K/CRI 80 - 220÷240V / 43W - 5216 lm \neq OUTPUT 4070 lm - 4000K/CRI 80 - 220÷240V

2700K

Non Dimmable

- FA972472301
- FA972472306
- FA972472312
- FA972472318
- FA972472330
- FA972472333

1-10V

- FA972472301-310
- FA972472306-310
- FA972472312-310
- FA972472318-310
- FA972472330-310
- FA972472333-310

Dali

- FA972472301-300
- FA972472306-300
- FA972472312-300
- FA972472318-300
- FA972472330-300
- FA972472333-300

3000K

Non Dimmable

- FA972481301
- FA972481306
- FA972481312
- FA972481318
- FA972481330
- FA972481333

1-10V

- FA972481301-310
- FA972481306-310
- FA972481312-310
- FA972481318-310
- FA972481330-310
- FA972481333-310

Dali

- FA972481301-300
- FA972481306-300
- FA972481312-300
- FA972481318-300
- FA972481330-300
- FA972481333-300

4000K

Non Dimmable

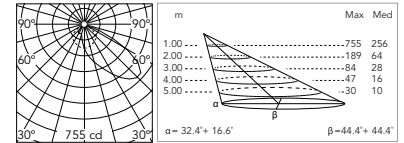
- FA972471301
- FA972471306
- FA972471312
- FA972471318
- FA972471330
- FA972471333

1-10V

- FA972471301-310
- FA972471306-310
- FA972471312-310
- FA972471318-310
- FA972471330-310
- FA972471333-310

Dali

- FA972471301-300
- FA972471306-300
- FA972471312-300
- FA972471318-300
- FA972471330-300
- FA972471333-300



@ 3000K

Street Light Optic

Power Led: 43W - 5775 lm \neq OUTPUT 3130 lm - 2700K/CRI 80 - 220÷240V / 43W - 5589 lm \neq OUTPUT 3354 lm - 3000K/CRI 80 - 220÷240V / 43W - 5216 lm \neq OUTPUT 3466 lm - 4000K/CRI 80 - 220÷240V

2700K

Non Dimmable

- FA972472401
- FA972472406
- FA972472412
- FA972472418
- FA972472430
- FA972472433

1-10V

- FA972472401-310
- FA972472406-310
- FA972472412-310
- FA972472418-310
- FA972472430-310
- FA972472433-310

Dali

- FA972472401-300
- FA972472406-300
- FA972472412-300
- FA972472418-300
- FA972472430-300
- FA972472433-300

3000K

Non Dimmable

- FA972481401
- FA972481406
- FA972481412
- FA972481418
- FA972481430
- FA972481433

1-10V

- FA972481401-310
- FA972481406-310
- FA972481412-310
- FA972481418-310
- FA972481430-310
- FA972481433-310

Dali

- FA972481401-300
- FA972481406-300
- FA972481412-300
- FA972481418-300
- FA972481430-300
- FA972481433-300

4000K

Non Dimmable

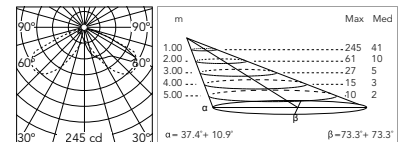
- FA972471401
- FA972471406
- FA972471412
- FA972471418
- FA972471430
- FA972471433

1-10V

- FA972471401-310
- FA972471406-310
- FA972471412-310
- FA972471418-310
- FA972471430-310
- FA972471433-310

Dali

- FA972471401-300
- FA972471406-300
- FA972471412-300
- FA972471418-300
- FA972471430-300
- FA972471433-300



@ 3000K

Franco 3 / Ø 76mm - Poles

Mit Boden und Zugangstür. Mit Terminal Block 4x1,5-16mmq.


With Base and Access Door.
With Terminal Block 4x1,5-16mmq.



- H 3500mm**
 - FA24806
 - FA24833
- H 4500mm**
 - FA24906
 - FA24933

Bodeneinbau (+500 mm Wurzel) Mit Zugangstür. Mit Terminal Block 4x1,5-16mmq

In-Ground (+500 mm Root) With Access Door
With Terminal Block 4x1,5-16mmq



- H 3500mm**
 - FA25006
 - FA25033
- H 4500mm**
 - FA25106
 - FA25133

Franco 3 / Ø 102mm - Poles

Mit Boden und Zugangstür. Mit Terminal Block 4x1,5-16mmq.


With Base and Access Door .
With Terminal Block 4x1,5-16mmq.



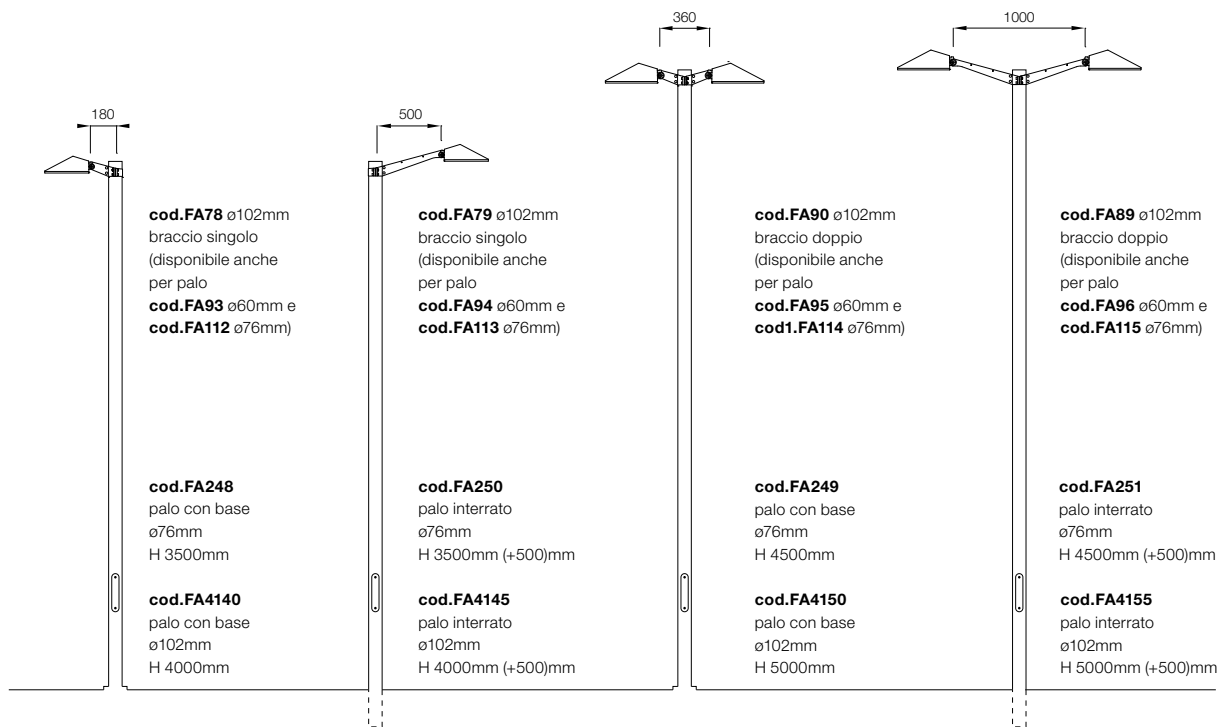
- H 4000mm**
 - FA414006
 - FA414033
- H 5000mm**
 - FA415006
 - FA415033

Bodeneinbau (+500 mm Wurzel) Mit Zugangstür. Mit Terminal Block 4x1,5-16mmq


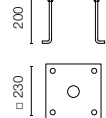
In-Ground (+500 mm Root) With Access Door
With Terminal Block 4x1,5-16mmq


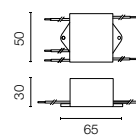


- H 4000mm**
 - FA414506
 - FA414533
- H 5000mm**
 - FA415506
 - FA415533


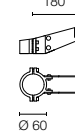



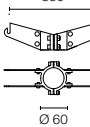
Franco 3: Zubehörteile / Accessories


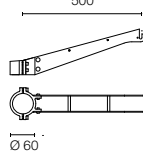
Stiftschraubenplatte.	Base plate with bolt.	FA116		
-----------------------	-----------------------	-------	---	---


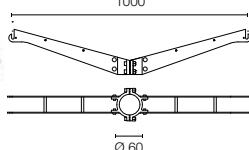
Überspannungsschutzgerät. 275 Vac. Maximaler Entladestrom 10kA (8 / 20µs). Maximaler Betriebsstrom 5A. Geeignet für Reihenschaltung. IP66.	Surge protection device. 275Vac. Maximum discharge current 10kA (8/20µs). Maximum operating current 5A. Suitable for series connection. IP66.	CoB LED / Power LED F990E00A000		
---	--	------------------------------------	---	---

Franco 3 Ø 60mm

Einzelarm 180 mm. Für Pfosten Ø 60 mm.	Single bracket 180mm. For pole Ø 60mm.	● FA9306 ● FA9333		
---	---	----------------------	---	---

Doppelarm 180 mm. Für Pfosten Ø 60 mm.	Double bracket 180mm. For pole Ø 60mm.	● FA9506 ● FA9533		
---	---	----------------------	---	---

Einzelarm 500 mm. Für Pfosten Ø 60 mm.	Single bracket 500mm. For pole Ø 60mm.	● FA9406 ● FA9433		
---	---	----------------------	---	--

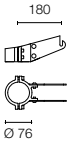
Doppelarm 500 mm. Für Pfosten Ø 60 mm.	Double bracket 500mm. For pole Ø 60mm.	● FA9606 ● FA9633		
---	---	----------------------	--	---

Franco 3 Ø 76mm

Einzelarm 180 mm.
Für Pfosten Ø 76 mm.

Single bracket 180mm.
For pole Ø 76mm.

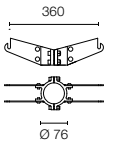
● FA11206
● FA11233



Doppelarm 180 mm.
Für Pfosten Ø 76 mm.

Double bracket 180mm.
For pole Ø 76mm.

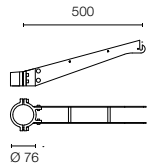
● FA11406
● FA11433



Einzelarm 500 mm.
Für Pfosten Ø 76 mm.

Single bracket 500mm.
For pole Ø 76mm.

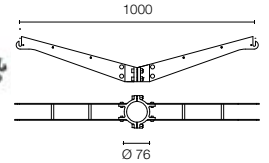
● FA11306
● FA11333



Doppelarm 500 mm.
Für Pfosten Ø 76 mm.

Double bracket 500mm.
For pole Ø 76mm.

● FA11506
● FA11533

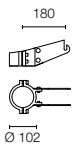


Franco 3 Ø 102mm

Einzelarm 180 mm.
Für Pfosten Ø 102 mm.

Single bracket 180mm.
For pole Ø 102mm.

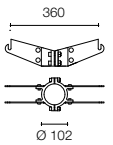
● FA7806
● FA7833



Doppelarm 180 mm.
Für Pfosten Ø 102 mm.

Double bracket 180mm.
For pole Ø 102mm.

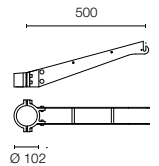
● FA9006
● FA9033



Einzelarm 500 mm.
Für Pfosten Ø 102 mm.

Single bracket 500mm.
For pole Ø 102mm.

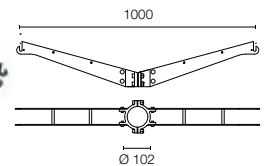
● FA7906
● FA7933



Doppelarm 500 mm.
Für Pfosten Ø 102 mm.

Double bracket 500mm.
For pole Ø 102mm.

● FA8906
● FA8933




Perseo





Perseo





Familie / Family

Perseo 1



Power Led

up to 7W
up to 373 lm - 2700K/CRI 80
up to 401 lm - 3000K/CRI 80
up to 427 lm - 4000K/CRI 80
[2200K available on request.](#)

Mid-Power Led

up to 9W
up to 435 lm - 2700K/CRI 80
up to 468 lm - 3000K/CRI 80
up to 491 lm - 4000K/CRI 80

Perseo 2



Power Led

up to 12W
up to 866 lm - 2700K/CRI 80
up to 963 lm - 3000K/CRI 80
up to 984 lm - 4000K/CRI 80
[2200K available on request.](#)

Mid-Power Led

up to 11W
up to 580 lm - 2700K/CRI 80
up to 624 lm - 3000K/CRI 80
up to 655 lm - 4000K/CRI 80

Perseo 3



Power Led

up to 20W
up to 1559 lm - 2700K/CRI 80
up to 1732 lm - 3000K/CRI 80
up to 1771 lm - 4000K/CRI 80
[2200K available on request.](#)

Perseo 4



Power Led

up to 53W
up to 3989 lm - 2700K/CRI 80
up to 4332 lm - 3000K/CRI 80
up to 4533 lm - 4000K/CRI 80
[2200K available on request.](#)

RGB - Power Led

up to 40W + 220-240V
DMX interface.

Ausführungen / Colours



01 White



06 Grey



12 Forest Green



18 Deep Brown



30 Black



33 Anthracite

Komplette Familie von neigbaren Projektionsleuchten mit LED-Quelle, designt zur Wand-, Pfosten-, Decken- und Bodenmontage mit einem Metallstift, das separat bestellt werden muss. Erhältlich in vier Dimensionen und mit verschiedenen Lichtstrahlen für jede Dimension, einschließlich Optiken für städtische Anwendungen. Gehäuse aus Aluminiumdruckguss EN AB-47100 (mit geringem Kupferanteil) und Reflektor aus Reinstaluminium. Extraklarer oder mattierter Glas-Diffusor mit Siebdruckkante, mit einem Roboterklebesystem am Rahmen befestigt. In verschiedenen Ausführungen erhältlich, mit doppelschichtiger Pulverbeschichtung und chemischer Oberflächenbehandlung, um eine hohe Korrosionsbeständigkeit zu gewährleisten. Befestigungsbügel aus Edelstahl AISI 316L in der gleichen Ausführung wie das Gehäuse der Leuchte.

Perseo 1 / Perseo 2

Neigbare Projektionsleuchten zur Wand-, Decken- und Bodenmontage. Drei Abstrahlwinkel erhältlich: schmal, mittel (transparentes Glas) und diffus (mattiertes Glas). Ausgestattet mit einem überstehenden Neoprenkabel und einem Set mit Crimpverbindern und selbstklebenden Schrumpfschläuchen, die die Dichtigkeit des Anschlusses garantieren. Der Befestigungsbügel aus Edelstahl AISI 316L ermöglicht eine Neigung um ca. 180° auf der vertikalen Achse. Das Sortiment wird durch folgendes optionales Zubehör ergänzt: Erdspieß, Füße für die Installation der Leuchte als Bollard und überstehende Arme für die Beleuchtung von Schildern. Die Füße und Arme haben IP68-Anschlüsse für eine einfache und sichere Verkabelung.

Perseo 3 / Perseo 4

Neigbare Projektionsleuchten zur Wand-, Pfosten-, Decken- und Bodenmontage. Vier Abstrahlwinkel erhältlich: schmal, mittel, asymmetrisch und städtische Optiken. Ergänzt durch eine Metall-Kabelführung. Um die Dichtigkeit der Kabelführung zu gewährleisten, wird empfohlen, flexible Elektrokabel zu verwenden, die für den Außeneinsatz geeignet sind. Befestigungsbügel aus Edelstahl AISI 316L, abgestuft, um eine präzise Einstellung der Emissionseinheit und eine Neigung von ca. 150° auf der vertikalen Achse zu gewährleisten. Das Sortiment wird durch folgendes optionales Zubehör ergänzt: Füße für die Installation der Leuchte als Bollard; Arme für die Wandmontage, geeignet für die Beleuchtung von Schildern in einiger Entfernung (die Füße und Arme haben IP68-Anschlüsse für eine einfache und sichere Verkabelung); eine komplette Serie von Zylinderfüßen in verschiedenen Durchmessern und Höhen, die in den Boden versenkt oder mit Ankerplatten und Zugschrauben befestigt werden können; Einzel- und Doppelarme in zwei Längen für Pfosten mit verschiedenen Durchmessern, Wall-Washer-Visier und Anti-Vandalismus-Schutzdeckel. Das Perseo-4-Modell wird durch die RGB-Version ergänzt, um farbige Lichtszenarien zu kreieren.

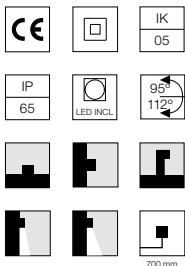
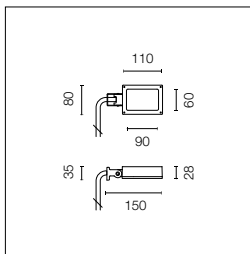
Complete family of tiltable projection luminaires with LED source, designed for wall, post, ceiling and ground mounting with a metal nail that needs to be ordered separately. Available in four dimensions and with different light beams for every dimension, including optics for urban uses. Die cast aluminum body EN AB-47100 (with low copper content) and super pure aluminum reflector. Extraclear or frosted glass diffuser with silkscreen edge, attached to the frame with a robotic gluing system. Available in different finishes, with double-layered powder coating and chemical conversion surface treatment to ensure high corrosion resistance. AISI 316L stainless steel fixing bracket with the same finish as the luminaire body.

Perseo 1 / Perseo 2

Tiltable projection luminaires for wall, ceiling, and ground mounting. Three beam angles available: slim, medium (transparent glass) and diffused (frosted glass). Equipped with a protruding section of neoprene cable and a kit with crimpable connectors and adhesive heat-shrinkable sleeves that guarantee the tightness of the connection. The AISI 316L stainless steel fixing bracket allows for a tilting of approx. 180° on the vertical axis. The range is completed with the following optional accessories: ground spike; feet to install the luminaire as a bollard; and protruding arms for sign lighting. The feet and arms include IP68 connectors to guarantee an easy and safe cabling.

Perseo 3 / Perseo 4

Tiltable projection luminaires for wall, post, ceiling, and ground mounting. Four beam angles available: slim, medium, asymmetrical, and urban optics. Equipped with a metal cable guide. To ensure the tightness of the cable guide it's recommended to use flexible electric cables suitable for exterior use. AISI316L stainless steel fixing bracket, graduated to guarantee precision in the adjustment of the emission unit and a tilting of approx. 150° on the vertical axis. The range is completed with the following optional accessories: feet to install the luminaire as a bollard; arms for wall mounting, suitable for sign lighting at a distance (the feet and arms include IP68 connectors for an easy and safe cabling); a complete series of cylinder feet in different diameters and heights to be ground recessed or fixed with anchor plates and lag screws; single and double arms in two lengths for posts with different diameters, wall-washer visor and anti-vandalism protection lid. The Perseo 4 model is completed with the RGB version to create sceneries with colored light.



Inklusive LED-Quelle. Integrierte elektrische Stromversorgung 100-240 V ON- OFF. Inklusive Befestigungsbügel. Ausgestattet mit einem 700 mm überstehenden Neoprenkabel und einem Set mit Crimpverbindern und selbstklebenden Schrumpfschläuchen, die die Dichtigkeit des Anschlusses garantieren. Optionales Zubehör: Erdspieß, Füße für die Bodenmontage und Arme für die Wandmontage (inklusive IP68-Anschluss). Extraclear transparentes Glas.

LED source included. Integrated electrical power supply 100-240V ON- OFF. Fixing bracket included. Equipped with a 700 mm protruding section of neoprene cable and a kit with crimpable connectors and adhesive heat-shrinkable sleeves that guarantee the tightness of the connection. Optional accessories: ground spike; feet for ground mounting and arms for wall mounting (IP68 connector included). Extraclear transparent glass.

2200K auf Anfrage erhältlich.

2200K available on request.

Optic Narrow Spot 8°

Power LED: 7W - 398 lm ≠ OUTPUT 373 lm - 2700K/CRI 80 - 100-240V / 7W - 428 lm ≠ OUTPUT 401 lm - 3000K/CRI 80 - 100-240V / 7W - 456 lm ≠ OUTPUT 427 lm - 4000K/CRI 80 - 100-240V

2700K

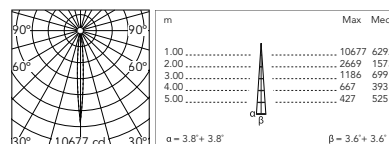
- FA52514001
- FA52514006
- FA52514012
- FA52514018
- FA52514030
- FA52514033

3000K

- FA52501301
- FA52501306
- FA52501312
- FA52501318
- FA52501330
- FA52501333

4000K

- FA52501201
- FA52501206
- FA52501212
- FA52501218
- FA52501230
- FA52501233



@ 4000K

Optic Medium 40°

Power LED: 7W - 398 lm ≠ OUTPUT 332 lm - 2700K/CRI 80 - 100-240V / 7W - 428 lm ≠ OUTPUT 357 lm - 3000K/CRI 80 - 100-240V / 7W - 456 lm ≠ OUTPUT 381 lm - 4000K/CRI 80 - 100-240V

2700K

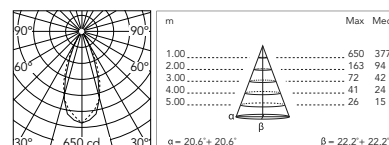
- FA52514201
- FA52514206
- FA52514212
- FA52514218
- FA52514230
- FA52514233

3000K

- FA52502301
- FA52502306
- FA52502312
- FA52502318
- FA52502330
- FA52502333

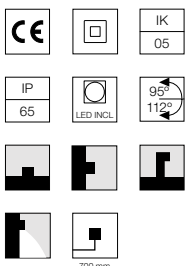
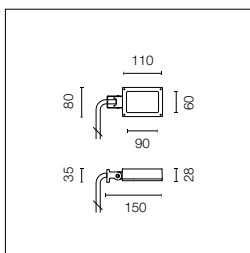
4000K

- FA52502201
- FA52502206
- FA52502212
- FA52502218
- FA52502230
- FA52502233



@ 4000K

Perseo 1 Opal



Inklusive LED-Quelle. Integrierte elektrische Stromversorgung 100-240 V ON- OFF. Inklusive Befestigungsbügel. Ausgestattet mit einem 700 mm überstehenden Neoprenkabel und einem Set mit Crimpverbindern und selbstklebenden Schrumpfschläuchen, die die Dichtigkeit des Anschlusses garantieren. Optionales Zubehör: Erdspieß, Füße für die Bodenmontage und Arme für die Wandmontage (inklusive IP68-Anschluss). Mattiertes Glas.

LED source included. Integrated electrical power supply 100-240V ON- OFF. Fixing bracket included. Equipped with a 700 mm protruding section of neoprene cable and a kit with crimpable connectors and adhesive heat-shrinkable sleeves that guarantee the tightness of the connection. Optional accessories: ground spike; feet for ground mounting and arms for wall mounting (IP68 connector included). Frosted glass.

Diffused Light

Mid-Power LED: 9W - 836 lm ≠ OUTPUT 435 lm - 2700K/CRI 80 - 100-240V / 9W - 899 lm ≠ OUTPUT 468 lm - 3000K/CRI 80 - 100-240V / 9W - 943 lm ≠ OUTPUT 491 lm - 4000K/CRI 80 - 100-240V

2700K

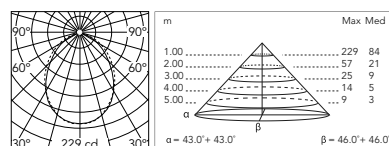
- FA52514401
- FA52514406
- FA52514412
- FA52514418
- FA52514430
- FA52514433

3000K

- FA52500301
- FA52500306
- FA52500312
- FA52500318
- FA52500330
- FA52500333


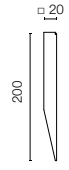

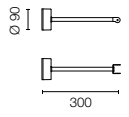

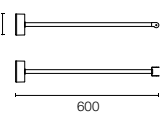

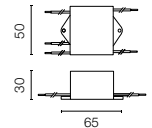
4000K

- FA52500201
- FA52500206
- FA52500212
- FA52500218
- FA52500230
- FA52500233

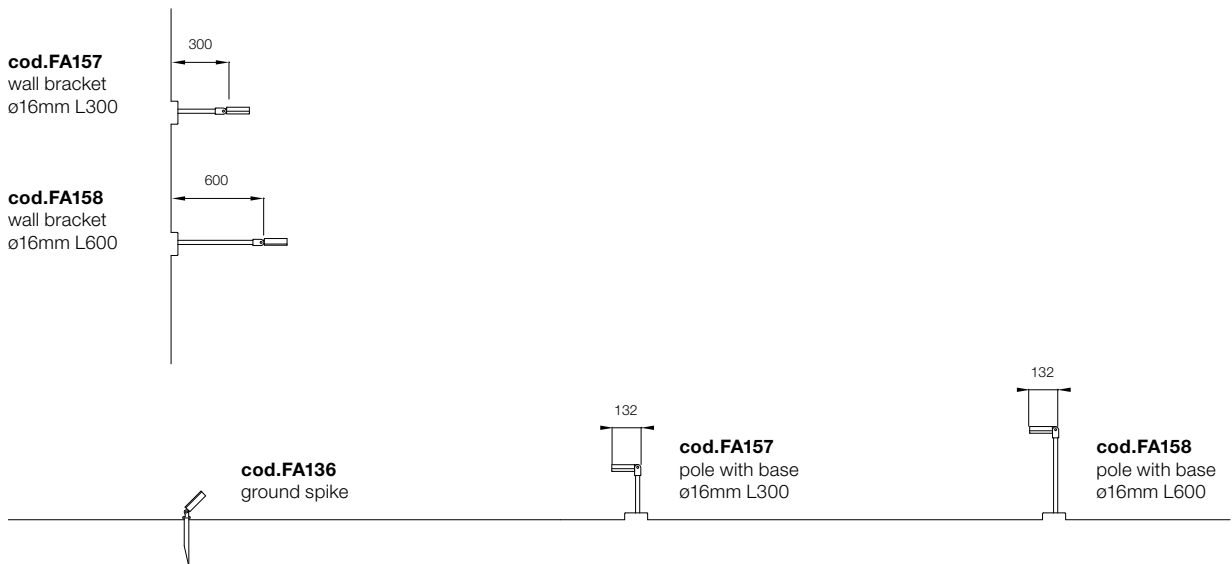


@ 4000K

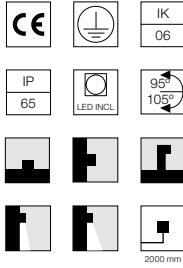
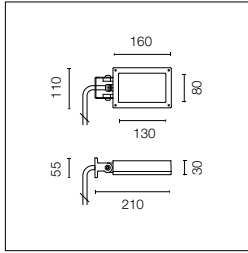
Perseo 1: Zubehörteile / Accessories

Erdspieß.	Ground spike.	FA136		
Einzelarm / Pole 300mm.	Wall bracket / Pole 300mm.	<ul style="list-style-type: none"> ○ FA15701 ● FA15706 ● FA15712 ● FA15718 ● FA15730 ● FA15733 		
Einzelarm / Pole 600mm.	Wall bracket / Pole 600mm.	<ul style="list-style-type: none"> ○ FA15801 ● FA15806 ● FA15812 ● FA15818 ● FA15830 ● FA15833 		
Überspannungsschutzgerät. 275 Vac. Maximaler Entladestrom 10KA (8 / 20µs). Maximaler Betriebsstrom 5A. Geeignet für Reihenschaltung. IP66.	Surge protection device. 275Vac. Maximum discharge current 10KA (8/20µs). Maximum operating current 5A. Suitable for series connection. IP66.	F990E00A000		

Installation scheme: Perseo 1



Perseo 2



Inklusive LED-Quelle. Integrierte elektrische Stromversorgung 220-240 V ON- OFF. Inklusive Befestigungsbügel. Ausgestattet mit einem 700 mm überstehenden Neoprenkabel und einem Set mit Crimpverbindern und selbstklebenden Schrumpfschläuchen, die die Dichtigkeit des Anschlusses garantieren. Optionales Zubehör: Erdspieß, Füße für die Bodenmontage und Arme für die Wandmontage (inklusive IP68-Anschluss). Extraklares transparentes Glas.

LED source included. Integrated electrical power supply 220-240V ON- OFF. Fixing bracket included. Equipped with a 700 mm protruding section of neoprene cable and a kit with crimpable connectors and adhesive heat-shrinkable sleeves that guarantee the tightness of the connection. Optional accessories: ground spike; feet for ground mounting and arms for wall mounting (IP68 connector included). Extraclear transparent glass.

2200K auf Anfrage erhältlich.

2200K available on request.

Optic Spot 13°

Power Led: 12W - 1256 lm ≠ OUTPUT 866 lm - 2700K/CRI 80 - 220-240V / 12W - 1395 lm ≠ OUTPUT 963 lm - 3000K/CRI 80 - 220-240V / 12W - 1465 lm ≠ OUTPUT 984 lm - 4000K/CRI 80 - 220-240V

2700K

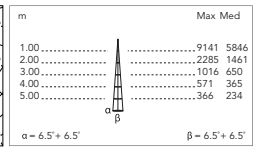
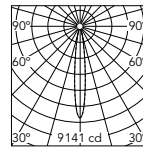
- FA52514601
- FA52514606
- FA52514612
- FA52514618
- FA52514630
- FA52514633

3000K

- FA52504301
- FA52504306
- FA52504312
- FA52504318
- FA52504330
- FA52504333

4000K

- FA52504201
- FA52504206
- FA52504212
- FA52504218
- FA52504230
- FA52504233



@ 4000K

Optic Medium 42°

Power Led: 12W - 1256 lm ≠ OUTPUT 745 lm - 2700K/CRI 80 - 220-240V / 12W - 1395 lm ≠ OUTPUT 828 lm - 3000K/CRI 80 - 220-240V / 12W - 1465 lm ≠ OUTPUT 846 lm - 4000K/CRI 80 - 220-240V

2700K

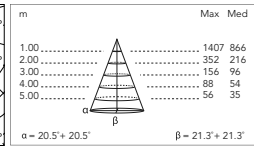
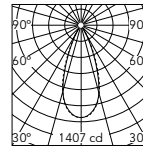
- FA52514801
- FA52514806
- FA52514812
- FA52514818
- FA52514830
- FA52514833

3000K

- FA52505301
- FA52505306
- FA52505312
- FA52505318
- FA52505330
- FA52505333

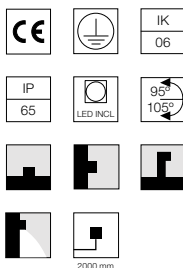
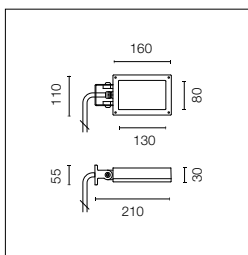
4000K

- FA52505201
- FA52505206
- FA52505212
- FA52505218
- FA52505230
- FA52505233



@ 4000K

Perseo 2 Opal



Inklusive LED-Quelle. Integrierte elektrische Stromversorgung 220-240 V ON- OFF. Inklusive Befestigungsbügel. Ausgestattet mit einem 700 mm überstehenden Neoprenkabel und einem Set mit Crimpverbindern und selbstklebenden Schrumpfschläuchen, die die Dichtigkeit des Anschlusses garantieren. Optionales Zubehör: Erdspieß, Füße für die Bodenmontage und Arme für die Wandmontage (inklusive IP68-Anschluss). Mattiertes Glas.

LED source included. Integrated electrical power supply 220-240V ON- OFF. Fixing bracket included. Equipped with a 700 mm protruding section of neoprene cable and a kit with crimpable connectors and adhesive heat-shrinkable sleeves that guarantee the tightness of the connection. Optional accessories: ground spike; feet for ground mounting and arms for wall mounting (IP68 connector included). Frosted glass.

Diffused Light

Mid-Power Led: 11W - 1114 lm ≠ OUTPUT 580 lm - 2700K/CRI 80 - 220-240V / 11W - 1198 lm ≠ OUTPUT 624 lm - 3000K/CRI 80 - 220-240V / 11W - 1258 lm ≠ OUTPUT 655 lm - 4000K/CRI 80 - 220-240V

2700K

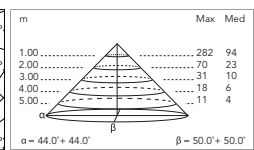
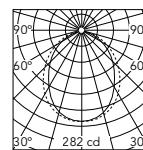
- FA52515001
- FA52515006
- FA52515012
- FA52515018
- FA52515030
- FA52515033

3000K

- FA52503301
- FA52503306
- FA52503312
- FA52503318
- FA52503330
- FA52503333

4000K

- FA52503201
- FA52503206
- FA52503212
- FA52503218
- FA52503230
- FA52503233



@ 4000K






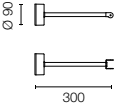

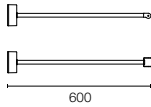

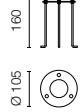

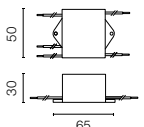
H 500mm

- FA17701
- FA17706
- FA17712
- FA17718
- FA17730
- FA17733

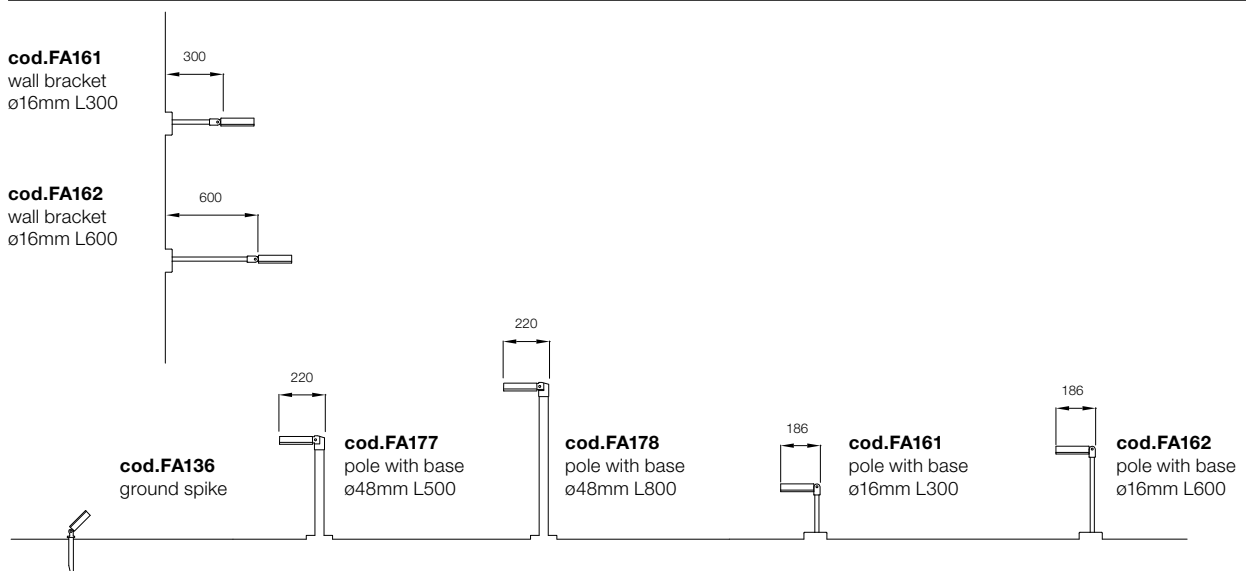
H 800mm

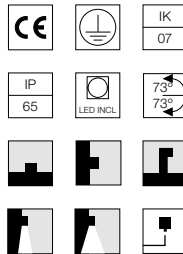
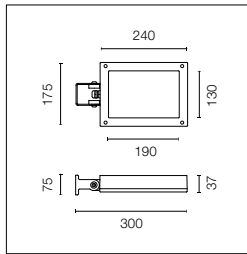
- FA17801
- FA17806
- FA17812
- FA17818
- FA17830
- FA17833

Perseo 2: Zubehörteile / Accessories

Erdspieß.	Ground spike.	FA136		
Einzelarm / Pole 300mm.	Wall bracket / Pole 300mm.	<ul style="list-style-type: none"> ○ FA16101 ● FA16106 ● FA16112 ● FA16118 ● FA16130 ● FA16133 		
Einzelarm / Pole 600mm.	Wall bracket / Pole 600mm.	<ul style="list-style-type: none"> ○ FA16201 ● FA16206 ● FA16212 ● FA16218 ● FA16230 ● FA16233 		
Stiftschraubenplatte.	Base plate with bolt.	FA182		
Überspannungsschutzgerät. 275 Vac. Maximaler Entladestrom 10KA (8 / 20µs). Maximaler Betriebsstrom 5A. Geeignet für Reihenschaltung. IP66.	Surge protection device. 275Vac. Maximum discharge current 10KA (8/20µs). Maximum operating current 5A. Suitable for series connection. IP66.	F990E00A000		

Installation scheme: Perseo 2





Inklusive LED-Quelle. Integrierte Stromversorgung 220-240V ON/OFF und dimmbar 1-10V oder DALI. Inklusive Befestigungsbügel. Ausgestattet mit einer M16x1,5 Kabelführung (für 4,5 mm ϕ <math><10</math> mm Kabel) und IP68 Anschluss. Um die Dichtigkeit der Kabelführung zu gewährleisten, wird empfohlen, flexible Elektrokabel zu verwenden, die für den Außeneinsatz geeignet sind. Optionales Zubehör: überstehender Arm für Wände; Füße und Arme, um die Leuchte als Mast zu installieren; Wall-Washer-Visier und Anti-Vandalismus-Schutzdeckel. Extraklares transparentes Glas.

LED source included. Integrated power supply 220-240V ON/OFF and dimmable 1-10V or DALI. Fixing bracket included. Equipped with a M16x1.5 cable guide (for 4.5mm ϕ <math><10</math> mm cables) and IP68 connector. To ensure the tightness of the cable guide it's recommended to use flexible electric cables suitable for exterior use. Optional accessories: protruding arm for walls; feet and arms to install the luminaire on a mast; wall-washer visor and anti-vandalism protection lid. Extraclear transparent glass.

2200K auf Anfrage erhältlich.

2200K available on request.

Optic Spot 11°

Power Led: 20W - 2232 lm ≠ OUTPUT 1559 lm - 2700K/CRI 80 - 220-240V / 20W - 2424 lm ≠ OUTPUT 1732 lm - 3000K/CRI 80 - 220-240V / 20W - 2536 lm ≠ OUTPUT 1771 lm - 4000K/CRI 80 - 220-240V

2700K

Non Dimmable

- FA52515201
- FA52515206
- FA52515212
- FA52515218
- FA52515230
- FA52515233
- 1-10V
- FA52515201-310
- FA52515206-310
- FA52515212-310
- FA52515218-310
- FA52515230-310
- FA52515233-310

Dali

- FA52515201-300
- FA52515206-300
- FA52515212-300
- FA52515218-300
- FA52515230-300
- FA52515233-300

3000K

Non Dimmable

- FA52509301
- FA52509306
- FA52509312
- FA52509318
- FA52509330
- FA52509333
- 1-10V
- FA52509301-310
- FA52509306-310
- FA52509312-310
- FA52509318-310
- FA52509330-310
- FA52509333-310

Dali

- FA52509301-300
- FA52509306-300
- FA52509312-300
- FA52509318-300
- FA52509330-300
- FA52509333-300

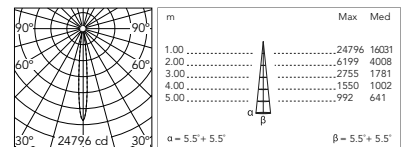
4000K

Non Dimmable

- FA52509201
- FA52509206
- FA52509212
- FA52509218
- FA52509230
- FA52509233
- 1-10V
- FA52509201-310
- FA52509206-310
- FA52509212-310
- FA52509218-310
- FA52509230-310
- FA52509233-310

Dali

- FA52509201-300
- FA52509206-300
- FA52509212-300
- FA52509218-300
- FA52509230-300
- FA52509233-300



@ 4000K

Optic Medium 34°

Power Led: 20W - 2232 lm ≠ OUTPUT 1582 lm - 2700K/CRI 80 - 220-240V / 20W - 2424 lm ≠ OUTPUT 1757 lm - 3000K/CRI 80 - 220-240V / 20W - 2536 lm ≠ OUTPUT 1797 lm - 4000K/CRI 80 - 220-240V

2700K

Non Dimmable

- FA52515401
- FA52515406
- FA52515412
- FA52515418
- FA52515430
- FA52515433
- 1-10V
- FA52515401-310
- FA52515406-310
- FA52515412-310
- FA52515418-310
- FA52515430-310
- FA52515433-310

Dali

- FA52515401-300
- FA52515406-300
- FA52515412-300
- FA52515418-300
- FA52515430-300
- FA52515433-300

3000K

Non Dimmable

- FA52508301
- FA52508306
- FA52508312
- FA52508318
- FA52508330
- FA52508333
- 1-10V
- FA52508301-310
- FA52508306-310
- FA52508312-310
- FA52508318-310
- FA52508330-310
- FA52508333-310

Dali

- FA52508301-300
- FA52508306-300
- FA52508312-300
- FA52508318-300
- FA52508330-300
- FA52508333-300

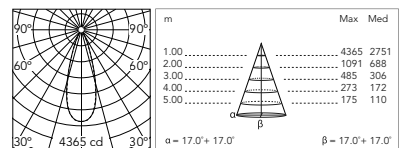
4000K

Non Dimmable

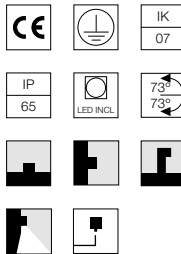
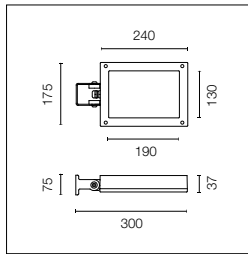
- FA52508201
- FA52508206
- FA52508212
- FA52508218
- FA52508230
- FA52508233
- 1-10V
- FA52508201-310
- FA52508206-310
- FA52508212-310
- FA52508218-310
- FA52508230-310
- FA52508233-310

Dali

- FA52508201-300
- FA52508206-300
- FA52508212-300
- FA52508218-300
- FA52508230-300
- FA52508233-300



@ 4000K



Inklusive LED-Quelle. Integrierte Stromversorgung 220-240V ON/OFF und dimmbar 1-10V oder DALI. Inklusive Befestigungsbügel. Ausgestattet mit einer M16x1,5 Kabelführung (für 4,5 mm ϕ <math>< 10</math> mm Kabel) und IP68 Anschluss. Um die Dichtigkeit der Kabelführung zu gewährleisten, wird empfohlen, flexible Elektrokabel zu verwenden, die für den Außeneinsatz geeignet sind. Optionales Zubehör: überstehender Arm für Wände; Füße und Arme, um die Leuchte als Mast zu installieren; Wall-Washer-Visier und Anti-Vandalismus-Schutzdeckel. Extraklares transparentes Glas.

LED source included. Integrated power supply 220-240V ON/OFF and dimmable 1-10V or DALI. Fixing bracket included. Equipped with a M16x1.5 cable guide (for 4.5mm ϕ <math>< 10</math>mm cables) and IP68 connector. To ensure the tightness of the cable guide it's recommended to use flexible electric cables suitable for exterior use. Optional accessories: protruding arm for walls; feet and arms to install the luminaire on a mast; wall-washer visor and anti-vandalism protection lid. Extraclear transparent glass.

2200K auf Anfrage erhältlich.

2200K available on request.

Asymmetric Optic

Power Led: 20W - 2232 lm \neq OUTPUT 1168 lm - 2700K/CRI 80 - 220-240V / 20W - 2424 lm \neq OUTPUT 1298 lm - 3000K/CRI 80 - 220-240V / 20W - 2536 lm \neq OUTPUT 1327 lm - 4000K/CRI 80 - 220-240V

2700K

Non Dimmable

- FA52515601
 - FA52515606
 - FA52515612
 - FA52515618
 - FA52515630
 - FA52515633
- 1-10V
- FA52515601-310
 - FA52515606-310
 - FA52515612-310
 - FA52515618-310
 - FA52515630-310
 - FA52515633-310

Dali

- FA52515601-300
- FA52515606-300
- FA52515612-300
- FA52515618-300
- FA52515630-300
- FA52515633-300

3000K

Non Dimmable

- FA52506301
 - FA52506306
 - FA52506312
 - FA52506318
 - FA52506330
 - FA52506333
- 1-10V
- FA52506301-310
 - FA52506306-310
 - FA52506312-310
 - FA52506318-310
 - FA52506330-310
 - FA52506333-310

Dali

- FA52506301-300
- FA52506306-300
- FA52506312-300
- FA52506318-300
- FA52506330-300
- FA52506333-300

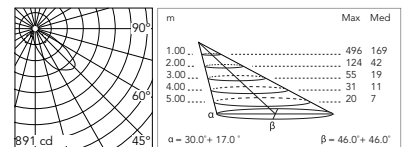
4000K

Non Dimmable

- FA52506201
 - FA52506206
 - FA52506212
 - FA52506218
 - FA52506230
 - FA52506233
- 1-10V
- FA52506201-310
 - FA52506206-310
 - FA52506212-310
 - FA52506218-310
 - FA52506230-310
 - FA52506233-310

Dali

- FA52506201-300
- FA52506206-300
- FA52506212-300
- FA52506218-300
- FA52506230-300
- FA52506233-300



@ 4000K

Street Light 120°

Power Led: 20W - 2232 lm \neq OUTPUT 972 lm - 2700K/CRI 80 - 220-240V / 20W - 2424 lm \neq OUTPUT 1080 lm - 3000K/CRI 80 - 220-240V / 20W - 2536 lm \neq OUTPUT 1105 lm - 4000K/CRI 80 - 220-240V

2700K

Non Dimmable

- FA52515801
 - FA52515806
 - FA52515812
 - FA52515818
 - FA52515830
 - FA52515833
- 1-10V
- FA52515801-310
 - FA52515806-310
 - FA52515812-310
 - FA52515818-310
 - FA52515830-310
 - FA52515833-310

Dali

- FA52515801-300
- FA52515806-300
- FA52515812-300
- FA52515818-300
- FA52515830-300
- FA52515833-300

3000K

Non Dimmable

- FA52507301
 - FA52507306
 - FA52507312
 - FA52507318
 - FA52507330
 - FA52507333
- 1-10V
- FA52507301-310
 - FA52507306-310
 - FA52507312-310
 - FA52507318-310
 - FA52507330-310
 - FA52507333-310

Dali

- FA52507301-300
- FA52507306-300
- FA52507312-300
- FA52507318-300
- FA52507330-300
- FA52507333-300

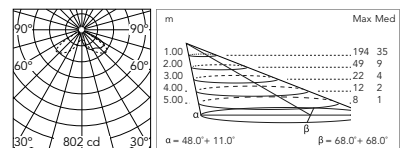
4000K

Non Dimmable

- FA52507201
 - FA52507206
 - FA52507212
 - FA52507218
 - FA52507230
 - FA52507233
- 1-10V
- FA52507201-310
 - FA52507206-310
 - FA52507212-310
 - FA52507218-310
 - FA52507230-310
 - FA52507233-310

Dali

- FA52507201-300
- FA52507206-300
- FA52507212-300
- FA52507218-300
- FA52507230-300
- FA52507233-300



@ 4000K

Perseo 3 LED / Ø 48mm - Poles

Mit Boden. / With Base



H 800mm

- FA17901
- FA17906
- FA17912
- FA17918
- FA17930
- FA17933

Bodeneinbau (+300 mm Wurzel)

Da Interrare (+300 mm Interrati)



H 2000mm

- FA18001
- FA18006
- FA18012
- FA18018
- FA18030
- FA18033

Perseo 3 LED / Ø 76mm - Poles

Mit Boden und Zugangstür. Mit Terminal Block 4x1,5-16mmq.

With Base and Access Door.
With Terminal Block 4x1,5-16mmq.



H 3500mm


- FA24806
- FA24833

H 4500mm

- FA24906
- FA24933

Bodeneinbau (+500 mm Wurzel) Mit Zugangstür. Mit Terminal Block 4x1,5-16mmq

In-Ground (+500 mm Root) With Access Door
With Terminal Block 4x1,5-16mmq



H 3500mm

- FA25006
- FA25033

H 4500mm

- FA25106
- FA25133

Perseo 3 LED / Ø 102mm - Poles

Mit Boden und Zugangstür. Mit Terminal Block 4x1,5-16mmq.

With Base and Access Door .
With Terminal Block 4x1,5-16mmq.



H 4000mm


- FA414006
- FA414033

H 5000mm

- FA415006
- FA415033

Bodeneinbau (+500 mm Wurzel) Mit Zugangstür. Mit Terminal Block 4x1,5-16mmq

In-Ground (+500 mm Root) With Access Door
With Terminal Block 4x1,5-16mmq



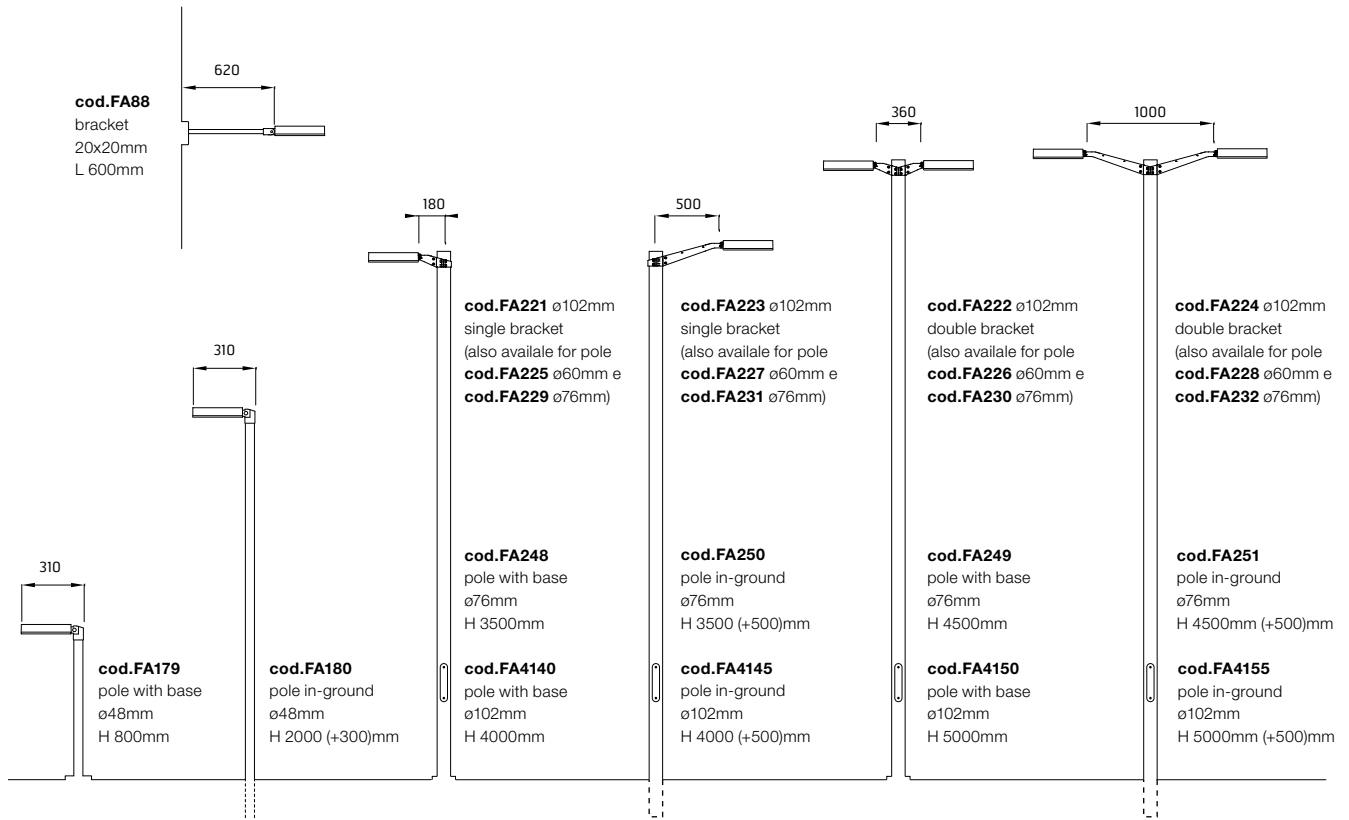
H 4000mm

- FA414506
- FA414533

H 5000mm

- FA415506
- FA415533

Installation scheme: Perseo 3

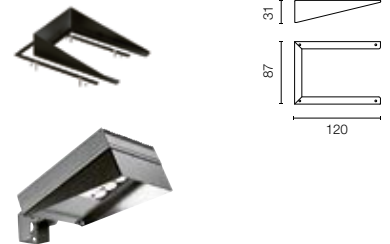


Perseo 3: Zubehörteile / Accessories

Wall-Washer Visier

Wall Washer Visor

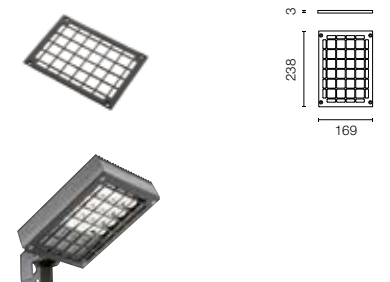
FA16530




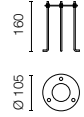

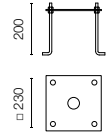

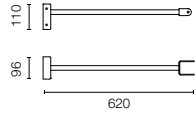

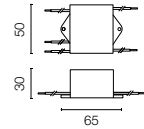
Anti-Vandalismus-
Außendeckel

Anti vandal louvre

FA16630



Perseo 3: Zubehörteile / Accessories

Stiftschraubenplatte.	Base plate with bolt.	FA182		
Stiftschraubenplatte.	Base plate with bolt.	FA116		
Arm für Wand 620 mm.	Wall bracket 620mm.	<ul style="list-style-type: none"> ○ FA8801 ● FA8806 ● FA8812 ● FA8818 ● FA8830 ● FA8833 		
Überspannungsschutzgerät. 275 Vac. Maximaler Entladestrom 10KA (8 / 20µs). Maximaler Betriebsstrom 5A. Geeignet für Reihenschaltung. IP66.	Surge protection device. 275Vac. Maximum discharge current 10KA (8/20µs). Maximum operating current 5A. Suitable for series connection. IP66.	F990E00A000		

Perseo 3 Ø 60mm

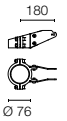
Einzelarm 180 mm. Für Pfosten Ø 60 mm.	Single bracket 180mm. For pole Ø 60mm.	<ul style="list-style-type: none"> ● FA22506 ● FA22533 		
Doppelarm 180 mm. Für Pfosten Ø 60 mm.	Double bracket 180mm. For pole Ø 60mm.	<ul style="list-style-type: none"> ● FA22606 ● FA22633 		
Einzelarm 500 mm. Für Pfosten Ø 60 mm.	Single bracket 500mm. For pole Ø 60mm.	<ul style="list-style-type: none"> ● FA22706 ● FA22733 		
Doppelarm 500 mm. Für Pfosten Ø 60 mm.	Double bracket 500mm. For pole Ø 60mm.	<ul style="list-style-type: none"> ● FA22806 ● FA22833 		

Perseo 3 Ø 76mm

Einzelarm 180 mm.
Für Pfosten Ø 76 mm.

Single bracket 180mm.
For pole Ø 76mm.

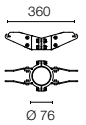
● FA22906
● FA22933



Doppelarm 180 mm.
Für Pfosten Ø 76 mm.

Double bracket 180mm.
For pole Ø 76mm.

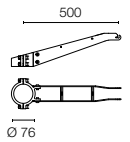
● FA23006
● FA23033



Einzelarm 500 mm.
Für Pfosten Ø 76 mm.

Single bracket 500mm.
For pole Ø 76mm.

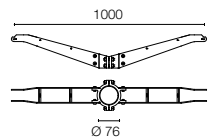
● FA23106
● FA23133



Doppelarm 500 mm.
Für Pfosten Ø 76 mm.

Double bracket 500mm.
For pole Ø 76mm.

● FA23206
● FA23233

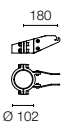


Perseo 3 Ø 102mm

Einzelarm 180 mm.
Für Pfosten Ø 102 mm.

Single bracket 180mm.
For pole Ø 102mm.

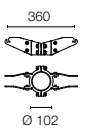
● FA22106
● FA22133



Doppelarm 180 mm.
Für Pfosten Ø 102 mm.

Double bracket 180mm.
For pole Ø 102mm.

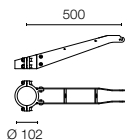
● FA22206
● FA22233



Einzelarm 500 mm.
Für Pfosten Ø 102 mm.

Single bracket 500mm.
For pole Ø 102mm.

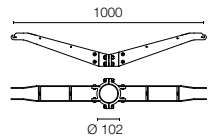
● FA22306
● FA22333

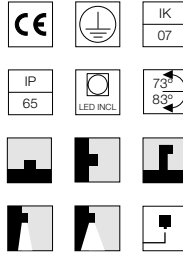
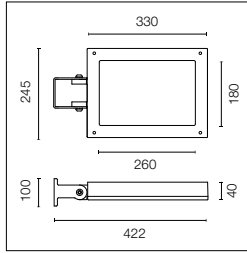


Doppelarm 500 mm.
Für Pfosten Ø 102 mm.

Double bracket 500mm.
For pole Ø 102mm.

● FA22406
● FA22433





Inklusive LED-Quelle. Integrierte Stromversorgung 220-240V. Inklusive Befestigungsbügel. Ausgestattet mit einer M20x1,5 Kabelführung (für 7 mmϕ<math><13</math> mm Kabel) und IP68 Anschluss. Um die Dichtigkeit der Kabelführung zu gewährleisten, wird empfohlen, flexible Elektrokabel zu verwenden, die für den Außeneinsatz geeignet sind. Optionales Zubehör: überstehender Arm für Wände; Füße und Arme, um die Leuchte als Mast zu installieren; Wall-Washer-Visier und Anti-Vandalismus-Schutzdeckel. Extraklares transparentes Glas.

LED source included. Integrated power supply 220-240V. Graduated fixing bracket included. Equipped with a M20x1.5 cable guide (for 7mmϕ<math><13</math>mm cables) and IP68 connector. To ensure the tightness of the cable guide it's recommended to use flexible electric cables suitable for exterior use. Optional accessories: protruding arm for walls; feet and arms to install the luminaire on a mast; wall-washer visor and anti-vandalism protection lid. Extraclear transparent glass.

2200K auf Anfrage erhältlich.

2200K available on request.

Optic Spot 11°

Power Led: 53W - 5859 lm \neq OUTPUT 3989 lm - 2700K/CRI 80 - 220-240V / 53W - 6363 lm \neq OUTPUT 4332 lm - 3000K/CRI 80 - 220-240V / 53W - 6657 lm \neq OUTPUT 4533 lm - 4000K/CRI 80 - 220-240V

2700K

Non Dimmable

- FA52516001
- FA52516006
- FA52516012
- FA52516018
- FA52516030
- FA52516033
- 1-10V
- FA52516001-310
- FA52516006-310
- FA52516012-310
- FA52516018-310
- FA52516030-310
- FA52516033-310

Dali

- FA52516001-300
- FA52516006-300
- FA52516012-300
- FA52516018-300
- FA52516030-300
- FA52516033-300

3000K

Non Dimmable

- FA52513301
- FA52513306
- FA52513312
- FA52513318
- FA52513330
- FA52513333
- 1-10V
- FA52513301-310
- FA52513306-310
- FA52513312-310
- FA52513318-310
- FA52513330-310
- FA52513333-310

Dali

- FA52513301-300
- FA52513306-300
- FA52513312-300
- FA52513318-300
- FA52513330-300
- FA52513333-300

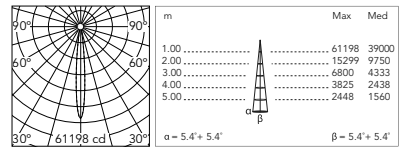
4000K

Non Dimmable

- FA52513201
- FA52513206
- FA52513212
- FA52513218
- FA52513230
- FA52513233
- 1-10V
- FA52513201-310
- FA52513206-310
- FA52513212-310
- FA52513218-310
- FA52513230-310
- FA52513233-310

Dali

- FA52513201-300
- FA52513206-300
- FA52513212-300
- FA52513218-300
- FA52513230-300
- FA52513233-300



@ 4000K

Optic Medium 34°

Power Led: 53W - 5859 lm \neq OUTPUT 4056 lm - 2700K/CRI 80 - 220-240V / 53W - 6363 lm \neq OUTPUT 4405 lm - 3000K/CRI 80 - 220-240V / 53W - 6657 lm \neq OUTPUT 4609 lm - 4000K/CRI 80 - 220-240V

2700K

Non Dimmable

- FA52516201
- FA52516206
- FA52516212
- FA52516218
- FA52516230
- FA52516233
- 1-10V
- FA52516201-310
- FA52516206-310
- FA52516212-310
- FA52516218-310
- FA52516230-310
- FA52516233-310

Dali

- FA52516201-300
- FA52516206-300
- FA52516212-300
- FA52516218-300
- FA52516230-300
- FA52516233-300

3000K

Non Dimmable

- FA52512301
- FA52512306
- FA52512312
- FA52512318
- FA52512330
- FA52512333
- 1-10V
- FA52512301-310
- FA52512306-310
- FA52512312-310
- FA52512318-310
- FA52512330-310
- FA52512333-310

Dali

- FA52512301-300
- FA52512306-300
- FA52512312-300
- FA52512318-300
- FA52512330-300
- FA52512333-300

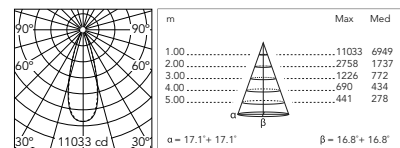
4000K

Non Dimmable

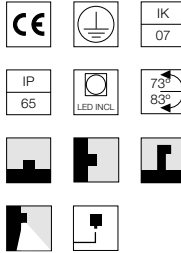
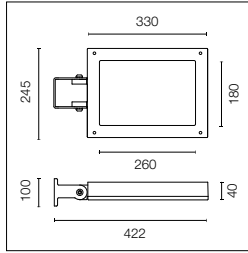

- FA52512201
- FA52512206
- FA52512212
- FA52512218
- FA52512230
- FA52512233
- 1-10V
- FA52512201-310
- FA52512206-310
- FA52512212-310
- FA52512218-310
- FA52512230-310
- FA52512233-310

Dali

- FA52512201-300
- FA52512206-300
- FA52512212-300
- FA52512218-300
- FA52512230-300
- FA52512233-300



@ 4000K



Inklusive LED-Quelle. Integrierte Stromversorgung 220-240V ON-OFF und dimmbar 1-10V oder DALI. Inklusive Befestigungsbügel. Ausgestattet mit einer M20x1,5 Kabelführung (für 7 mm- ϕ <13 mm Kabel) und IP68 Anschluss. Um die Dichtigkeit der Kabelführung zu gewährleisten, wird empfohlen, flexible Elektrokabel zu verwenden, die für den Außeneinsatz geeignet sind. Optionales Zubehör: überstehender Arm für Wände; Füße und Arme, um die Leuchte als Mast zu installieren; Wall-Washer-Visier und Anti-Vandalismus-Schutzdeckel. Extraklares transparentes Glas.

LED source included. Integrated power supply 220-240V ON-OFF and dimmable 1-10V or DALI. Graduated fixing bracket included. Equipped with a M20x1.5 cable guide (for 7mm- ϕ <13mm cables) and IP68 connector. To ensure the tightness of the cable guide it's recommended to use flexible electric cables suitable for exterior use. Optional accessories: protruding arm for walls; feet and arms to install the luminaire on a mast; wall-washer visor and anti-vandalism protection lid. Extraclear transparent glass.

2200K auf Anfrage erhältlich.

2200K available on request.

Asymmetric Optic

Power Led: 53W - 5859 lm \neq OUTPUT 3085 lm - 2700K/CRI 80 - 220-240V / 53W - 6363 lm \neq OUTPUT 3350 lm - 3000K/CRI 80 - 220-240V / 53W - 6657 lm \neq OUTPUT 3505 lm - 4000K/CRI 80 - 220-240V

2700K

Non Dimmable

- FA52516401
 - FA52516406
 - FA52516412
 - FA52516418
 - FA52516430
 - FA52516433
- 1-10V
- FA52516401-310
 - FA52516406-310
 - FA52516412-310
 - FA52516418-310
 - FA52516430-310
 - FA52516433-310

Dali

- FA52516401-300
- FA52516406-300
- FA52516412-300
- FA52516418-300
- FA52516430-300
- FA52516433-300

3000K

Non Dimmable

- FA52510301
 - FA52510306
 - FA52510312
 - FA52510318
 - FA52510330
 - FA52510333
- 1-10V
- FA52510301-310
 - FA52510306-310
 - FA52510312-310
 - FA52510318-310
 - FA52510330-310
 - FA52510333-310

Dali

- FA52510301-300
- FA52510306-300
- FA52510312-300
- FA52510318-300
- FA52510330-300
- FA52510333-300

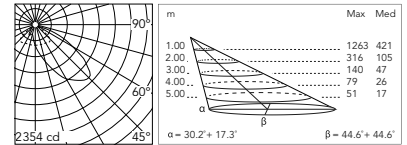
4000K

Non Dimmable

- FA52510201
 - FA52510206
 - FA52510212
 - FA52510218
 - FA52510230
 - FA52510233
- 1-10V
- FA52510201-310
 - FA52510206-310
 - FA52510212-310
 - FA52510218-310
 - FA52510230-310
 - FA52510233-310

Dali

- FA52510201-300
- FA52510206-300
- FA52510212-300
- FA52510218-300
- FA52510230-300
- FA52510233-300



@ 4000K

Street Light 120°

Power Led: 53W - 5859 lm \neq OUTPUT 2609 lm - 2700K/CRI 80 - 220-240V / 53W - 6363 lm \neq OUTPUT 2834 lm - 3000K/CRI 80 - 220-240V / 53W - 6657 lm \neq OUTPUT 2965 lm - 4000K/CRI 80 - 220-240V

2700K

Non Dimmable

- FA52516601
 - FA52516606
 - FA52516612
 - FA52516618
 - FA52516630
 - FA52516633
- 1-10V
- FA52516601-310
 - FA52516606-310
 - FA52516612-310
 - FA52516618-310
 - FA52516630-310
 - FA52516633-310

Dali

- FA52516601-300
- FA52516606-300
- FA52516612-300
- FA52516618-300
- FA52516630-300
- FA52516633-300

3000K

Non Dimmable

- FA52511301
 - FA52511306
 - FA52511312
 - FA52511318
 - FA52511330
 - FA52511333
- 1-10V
- FA52511301-310
 - FA52511306-310
 - FA52511312-310
 - FA52511318-310
 - FA52511330-310
 - FA52511333-310

Dali

- FA52511301-300
- FA52511306-300
- FA52511312-300
- FA52511318-300
- FA52511330-300
- FA52511333-300

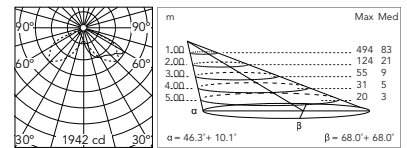
4000K

Non Dimmable

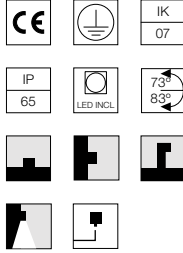
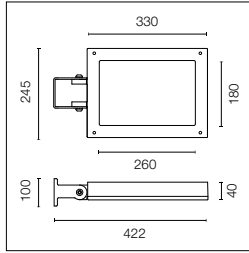
- FA52511201
 - FA52511206
 - FA52511212
 - FA52511218
 - FA52511230
 - FA52511233
- 1-10V
- FA52511201-310
 - FA52511206-310
 - FA52511212-310
 - FA52511218-310
 - FA52511230-310
 - FA52511233-310

Dali

- FA52511201-300
- FA52511206-300
- FA52511212-300
- FA52511218-300
- FA52511230-300
- FA52511233-300



@ 4000K



Inklusive LED-Quelle. Integrierte Stromversorgung 220-240V. Inklusive Befestigungsbügel. Ausgestattet mit einer M20x1,5 Kabelführung (für 7 mmϕ<math><13</math> mm Kabel) und IP68 Anschluss. Um die Dichtigkeit der Kabelführung zu gewährleisten, wird empfohlen, flexible Elektrokabel zu verwenden, die für den Außeneinsatz geeignet sind. Optionales Zubehör: überstehender Arm für Wände; Füße und Arme, um die Leuchte als Mast zu installieren; Wall-Washer-Visier und Anti-Vandalismus-Schutzdeckel. Extraklares transparentes Glas.

LED source included. Integrated power supply 220-240V. Graduated fixing bracket included. Equipped with a M20x1.5 cable guide (for 7mmϕ<math><13</math>mm cables) and IP68 connector. To ensure the tightness of the cable guide it's recommended to use flexible electric cables suitable for exterior use. Optional accessories: protruding arm for walls; feet and arms to install the luminaire on a mast; wall-washer visor and anti-vandalism protection lid. Extraclear transparent glass.

Kabeldiagramm und RGB-System-Installation.

Siehe Kabeldiagramm Nr. 8, Seite 791.

Wiring diagram and installation scheme RGB.

See Wiring Diagram n.8 Page 791.

Optic Medium 40°

RGB Power Led: 35W - 220-240V with DMX interface.

RGB

- FA52512401
- FA52512406
- FA52512412
- FA52512418
- FA52512430
- FA52512433

Perseo 4 LED / Ø 76mm - Poles

Mit Boden und Zugangstür. Mit Terminal Block 4x1,5-16mmq.

With Base and Access Door.
With Terminal Block 4x1,5-16mmq.



H 3500mm


- FA24806
- FA24833

H 4500mm

- FA24906
- FA24933

Bodeneinbau (+500 mm Wurzel) Mit Zugangstür. Mit Terminal Block 4x1,5-16mmq

In-Ground (+500 mm Root) With Access Door
With Terminal Block 4x1,5-16mmq



H 3500mm

- FA25006
- FA25033

H 4500mm

- FA25106
- FA25133

Perseo 4 LED / Ø 102mm - Poles

Mit Boden und Zugangstür. Mit Terminal Block 4x1,5-16mmq.

With Base and Access Door .
With Terminal Block 4x1,5-16mmq.



H 4000mm

- FA414006
- FA414033

H 5000mm

- FA415006
- FA415033

Bodeneinbau (+500 mm Wurzel) Mit Zugangstür. Mit Terminal Block 4x1,5-16mmq

In-Ground (+500 mm Root) With Access Door
With Terminal Block 4x1,5-16mmq

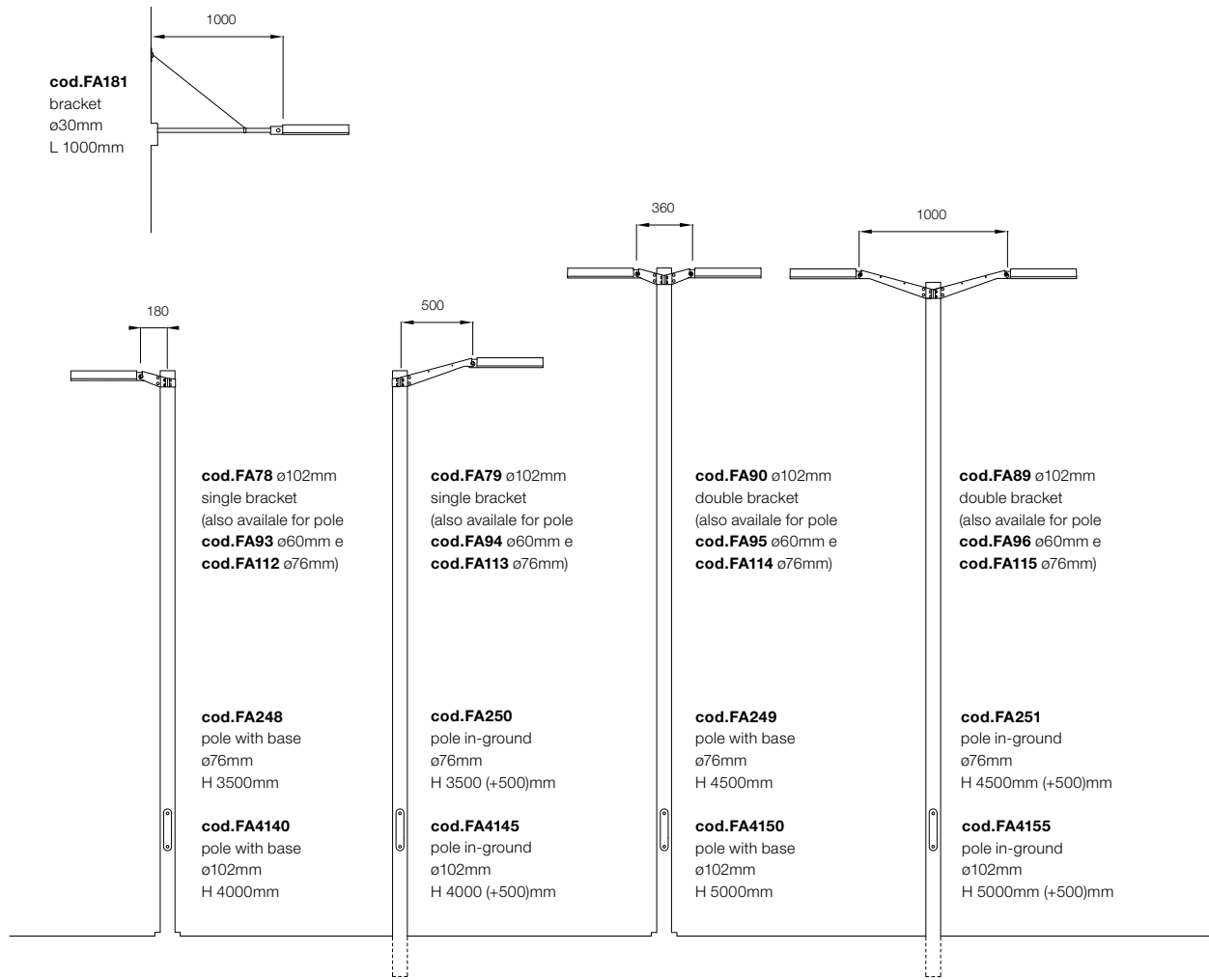


H 4000mm


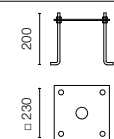

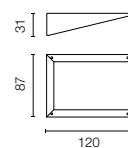

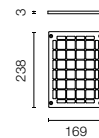

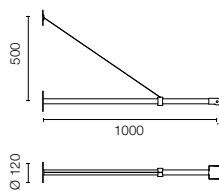

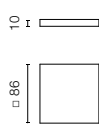

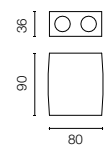

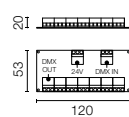


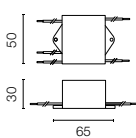
- FA414506
- FA414533

H 5000mm

- FA415506
- FA415533



Perseo 4: Zubehörteile / Accessories

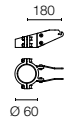
Stiftschraubenplatte.	Base plate with bolt.	FA116		
Wall-Washer Visier	Wall Washer Visor	FA16730		
Anti-Vandalismus- Außendeckel	Anti vandal louvre	FA16830		
Arm für Wand 1000 mm.	Wall bracket 1000mm.	<ul style="list-style-type: none"> ○ FA18101 ● FA18106 ● FA18112 ● FA18118 ● FA18130 ● FA18133 		
DMX-Controller; Dimmer-Schalter für Einbaudose. (60 mm Lochmitte).	DMX controller; dimmer switch for recessed box (60mm hole centres).	RGB version F990B10A000		
DMX Controller; Stand-Alone/PC- Schnittstelle.	DMX controller; stand-alone/PC interface.	RGB version F990B11A000		
DMX-Verteiler 512 - elektronisches Gerät zur Regenerierung des monodirektionalen DMX-Signal. 1 Eingang und 7 Ausgänge, 12- 24 V Gleichstrom. Stromversorgung nicht enthalten.	DMX splitter 512 - electronic device to regenerate the monodirectional DMX signal 1 Input and 7 output, 12-24Vdc. Power supply not included.	RGB version F990B13A000		
Geschirmtes DMX-Kabel mit konstantem Widerstand (110 Ohm).	DMX cable - shielded twisted pair with 110 Ohm constant impedance.	RGB version F990B12A000		
Überspannungsschutzgerät. 275 Vac. Maximaler Entladestrom 10KA (8 / 20µs). Maximaler Betriebsstrom 5A. Geeignet für Reihenschaltung. IP66.	Surge protection device. 275Vac. Maximum discharge current 10KA (8/20µs). Maximum operating current 5A. Suitable for series connection. IP66.	F990E00A000		

Perseo 4 Ø 60mm

Einzelarm 180 mm.
Für Pfosten Ø 60 mm.

Single bracket 180mm.
For pole Ø 60mm.

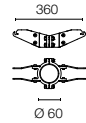
- FA9306
- FA9333



Doppelarm 180 mm.
Für Pfosten Ø 60 mm.

Double bracket 180mm.
For pole Ø 60mm.

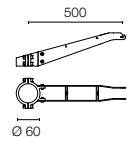
- FA9506
- FA9533



Einzelarm 500 mm.
Für Pfosten Ø 60 mm.

Single bracket 500mm.
For pole Ø 60mm.

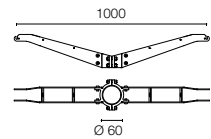
- FA9406
- FA9433



Doppelarm 500 mm.
Für Pfosten Ø 60 mm.

Double bracket 500mm.
For pole Ø 60mm.

- FA9606
- FA9633

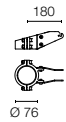


Perseo 4 Ø 76mm

Einzelarm 180 mm.
Für Pfosten Ø 76 mm.

Single bracket 180mm.
For pole Ø 76mm.

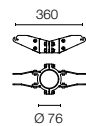
- FA11206
- FA11233



Doppelarm 180 mm.
Für Pfosten Ø 76 mm.

Double bracket 180mm.
For pole Ø 76mm.

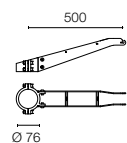
- FA11406
- FA11433



Einzelarm 500 mm.
Für Pfosten Ø 76 mm.

Single bracket 500mm.
For pole Ø 76mm.

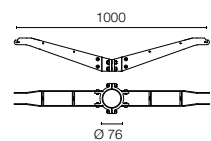
- FA11306
- FA11333



Doppelarm 500 mm.
Für Pfosten Ø 76 mm.

Double bracket 500mm.
For pole Ø 76mm.

- FA11506
- FA11533

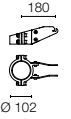


Perseo 4 Ø 102mm

Einzelarm 180 mm.
Für Pfosten Ø 102 mm.

Single bracket 180mm.
For pole Ø 102mm.

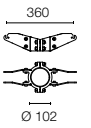
● FA7806
● FA7833



Doppelarm 180 mm.
Für Pfosten Ø 102 mm.

Double bracket 180mm.
For pole Ø 102mm.

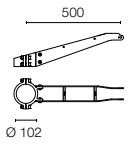
● FA9006
● FA9033



Einzelarm 500 mm.
Für Pfosten Ø 102 mm.

Single bracket 500mm.
For pole Ø 102mm.

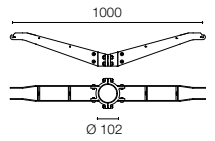
● FA7906
● FA7933



Doppelarm 500 mm.
Für Pfosten Ø 102 mm.

Double bracket 500mm.
For pole Ø 102mm.

● FA8906
● FA8933



Dooku







Docku

Familie / Family

Dooku 400 Wall




Power Led

up to 39W
up to 2946 lm - 2700K/CRI 80
up to 3168 lm - 3000K/CRI 80
up to 3374 lm - 4000K/CRI 80

* Net lumen output

2200K available on request.

Dooku 400 Pole/Double Pole Ø76



Power Led

up to 39W
up to 3389 lm - 2700K/CRI 80
up to 3631 lm - 3000K/CRI 80
up to 3752 lm - 4000K/CRI 80

* Net lumen output

2200K available on request.

Power Led

up to 2x39W
up to 2x3389 lm - 2700K/CRI 80
up to 2x3631 lm - 3000K/CRI 80
up to 2x3752 lm - 4000K/CRI 80

* Net lumen output

2200K available on request.

Dooku 400 Pole/Double Pole Ø102



Power Led

up to 39W
up to 3389 lm - 2700K/CRI 80
up to 3631 lm - 3000K/CRI 80
up to 3752 lm - 4000K/CRI 80

* Net lumen output

2200K available on request.


Power Led

up to 2x39W
up to 2x3389 lm - 2700K/CRI 80
up to 2x3631 lm - 3000K/CRI 80
up to 2x3752 lm - 4000K/CRI 80

* Net lumen output

2200K available on request.

Dooku 600 Pole/Double Pole Ø76



Power Led

up to 78W
up to 6779 lm - 2700K/CRI 80
up to 7263 lm - 3000K/CRI 80
up to 7505 lm - 4000K/CRI 80

* Net lumen output

2200K available on request.

Power Led

up to 2x78W
up to 2x6779 lm - 2700K/CRI 80
up to 2x7263 lm - 3000K/CRI 80
up to 2x7505 lm - 4000K/CRI 80

* Net lumen output

2200K available on request.

Dooku 600 Pole/Double Pole Ø102



Power Led

up to 78W
up to 6779 lm - 2700K/CRI 80
up to 7263 lm - 3000K/CRI 80
up to 7505 lm - 4000K/CRI 80

* Net lumen output

2200K available on request.

Power Led

up to 2x78W
up to 2x6779 lm - 2700K/CRI 80
up to 2x7263 lm - 3000K/CRI 80
up to 2x7505 lm - 4000K/CRI 80

* Net lumen output

2200K available on request.

Ausführungen / Colours



06 Grey



33 Anthracite

Komplette Familie von neigbaren Projektionsleuchten mit LED-Quelle zur Wandmontage und Installation als Mast. Erhältlich in zwei Längen und mit verschiedenen Optiken für jede Dimension, einschließlich Optiken für städtische Anwendungen. Gehäuse und Verschlüsse aus stranggepresstem Aluminiumdruckguss EN AB-47100 (mit geringem Kupferanteil). Extraklarer Diffusor mit Siebdruckkante, mit einem Roboterklebesystem an der Lampe befestigt. In verschiedenen Ausführungen erhältlich, mit doppelschichtiger Pulverbeschichtung und chemischer Oberflächenbehandlung, um eine hohe Korrosionsbeständigkeit zu gewährleisten. Ausgestattet mit einem Neoprenkabel und einem IP68-Anschluss, um einen einfachen, sicheren und wasserdichten Anschluss zu gewährleisten.

Dooku 400 Wall

Neigbare Projektionsleuchten zur Wandmontage. Erhältlich in zwei Abstrahlwinkeln: symmetrisch und asymmetrisch für öffentliche, private und städtische Bereiche, offene Bereiche und Parkhäuser. Ausgestattet mit einem Neoprenkabel und einem IP68-Anschluss, um einen einfachen, sicheren und wasserdichten Anschluss zu gewährleisten. Der Befestigungsbügel aus Zink ermöglicht eine Neigung um ca. 90° auf der vertikalen Achse.

Dooku 400 / 600 Top Pole

Mast-Leuchten zur Montage auf Pfosten. Erhältlich in zwei Längen, mit unterschiedlicher Leistung und vier Abstrahlwinkeln: symmetrisch, asymmetrisch, städtischer Standard-Lichtstrahl und ein spezieller städtischer Lichtstrahl für Fußgänger- und Fahrradwege im städtischen Umfeld. Ausgestattet mit einem Neoprenkabel und IP68-Anschlüssen, um einen einfachen, sicheren und wasserdichten Anschluss zu gewährleisten. Vervollständigt durch eine Reihe von Zylinderpfosten in verschiedenen Durchmessern und Höhen, die versenkt oder mit einer Ankerplatte und Zugschrauben befestigt werden können.

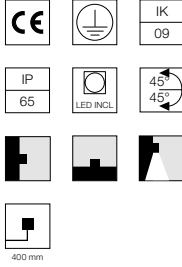
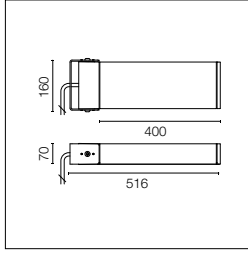
Complete family of tiltable projection luminaires with LED source for wall mounting and installation on masts. Available in two lengths and with different optics for every dimension, including optics for urban uses. Extruded EN AB-47100 die cast aluminum body and closing parts (with low copper content). Extraclear glass diffuser with silkscreen edge, attached with a robotic gluing system. Available in different finishes, with double-layered powder coating and chemical conversion surface treatment to ensure high corrosion resistance. Equipped with a neoprene cable section and IP68 connector to guarantee an easy, safe, and watertight connection.

Dooku 400 Wall

Tiltable projection luminaires for wall mounting. Available with two beam angles: symmetrical and asymmetrical for public, private, and urban areas, open spaces, or parking lots. Equipped with a neoprene cable section and IP68 connector to guarantee an easy, safe, and watertight connection. The zinc fixing bracket allows for a tilting of approx. 90° on the vertical axis.

Dooku 400 / 600 Top Pole

Mast luminaires for mounting on poles. Available in two lengths, with different output and four beam angles: symmetrical, asymmetrical, urban standard beam and a specific urban beam for pedestrian and bicycle lanes in urban contexts. Equipped with a neoprene cable section and IP68 connectors to guarantee an easy, safe, and watertight connection. Completed with a series of cylinder posts in different diameters and heights that can be ground recessed or fixed with an anchor plate and lag screws.



Inklusive LED-Quelle.
Integrierte Stromversorgung
220-240 V ON/OFF und
dimbar 1-10 V oder DALI.
Inklusive Befestigungsbügel.
Ausgestattet mit einem 400 mm
überstehenden Neoprenkabel
und IP68-Anschlüssen.
Smart-City-Version auf Anfrage
erhältlich.

LED source included. Integrated
power supply 220-240V ON/
OFF and dimmable 1-10V or
DALI. Fixing bracket included.
Equipped with a 400mm
protruding neoprene cable
section and IP68 connectors.
Smart-City version available
upon request.

2200K auf Anfrage erhältlich.

2200K available on request.

Optic 120° (Wide Spaces - Public Areas - Parking Areas)

Power Led: 39W - 4122 lm ≠ OUTPUT 3389 lm - 2700K/CRI 80 - 220÷240V / 39W - 4416 lm ≠ OUTPUT 3631 lm - 3000K/CRI 80 - 220÷240V / 39W - 4563 lm ≠ OUTPUT 3752 lm - 4000K/CRI 80 - 220÷240V

2700K

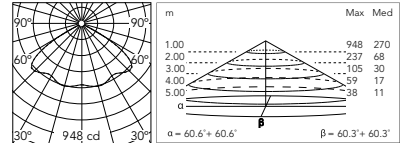
- Non Dimmable
- FA53907606
- FA53907633
- 1-10V
- FA53907606-310
- FA53907633-310
- Dali
- FA53907606-300
- FA53907633-300

3000K

- Non Dimmable
- FA53907506
- FA53907533
- 1-10V
- FA53907506-310
- FA53907533-310
- Dali
- FA53907506-300
- FA53907533-300

4000K

- Non Dimmable
- FA53907406
- FA53907433
- 1-10V
- FA53907406-310
- FA53907433-310
- Dali
- FA53907406-300
- FA53907433-300



@ 3000K

Asymmetric Optic

Power Led: 39W - 4122 lm ≠ OUTPUT 3173 lm - 2700K/CRI 80 - 220÷240V / 39W - 4416 lm ≠ OUTPUT 3400 lm - 3000K/CRI 80 - 220÷240V / 39W - 4563 lm ≠ OUTPUT 3513 lm - 4000K/CRI 80 - 220÷240V

2700K

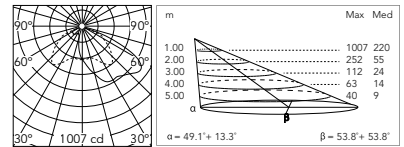
- Non Dimmable
- FA53913006
- FA53913033
- 1-10V
- FA53913006-310
- FA53913033-310
- Dali
- FA53913006-300
- FA53913033-300

3000K

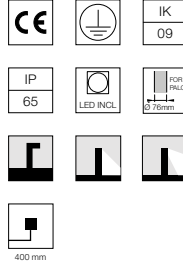
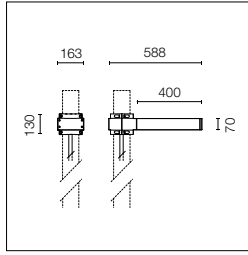
- Non Dimmable
- FA53914806
- FA53914833
- 1-10V
- FA53914806-310
- FA53914833-310
- Dali
- FA53914806-300
- FA53914833-300

4000K

- Non Dimmable
- FA53916606
- FA53916633
- 1-10V
- FA53916606-310
- FA53916633-310
- Dali
- FA53916606-300
- FA53916633-300



@ 3000K



Inklusive LED-Quelle. Integrierte Stromversorgung 220-240 V ON/OFF und dimmbar 1-10 V oder DALI. Inklusive Befestigungsbügel. Ausgestattet mit einem 400 mm überstehenden Neoprenkabel und IP68-Individuelle Fassung für 76-mm-Pfosten. Der Pfosten muss separat bestellt werden.. Smart-City-Version auf Anfrage erhältlich.

LED source included. Integrated power supply 220-240V ON/OFF and dimmable 1-10V or DALI. Fixing bracket included. Equipped with a 400mm protruding neoprene cable section and IP68 connectors. Single socket for 76mm diameter post. The post must be ordered separately. Smart-City version available upon request.

2200K auf Anfrage erhältlich.

2200K available on request.

Optic 120° (Wide Spaces - Public Areas - Parking Areas)

Power Led: 39W - 4122 lm ≠ OUTPUT 3389 lm - 2700K/CRI 80 - 220÷240V / 39W - 4416 lm ≠ OUTPUT 3631 lm - 3000K/CRI 80 - 220÷240V / 39W - 4563 lm ≠ OUTPUT 3752 lm - 4000K/CRI 80 - 220÷240V

2700K

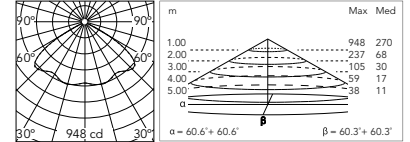
- Non Dimmable
- FA53907806
- FA53907833
- 1-10V
- FA53907806-310
- FA53907833-310
- Dali
- FA53907806-300
- FA53907833-300

3000K

- Non Dimmable
- FA53903906
- FA53903933
- 1-10V
- FA53903906-310
- FA53903933-310
- Dali
- FA53903906-300
- FA53903933-300

4000K

- Non Dimmable
- FA53903806
- FA53903833
- 1-10V
- FA53903806-310
- FA53903833-310
- Dali
- FA53903806-300
- FA53903833-300



@ 3000K

Asymmetric Optic

Power Led: 39W - 4122 lm ≠ OUTPUT 3173 lm - 2700K/CRI 80 - 220÷240V / 39W - 4416 lm ≠ OUTPUT 3400 lm - 3000K/CRI 80 - 220÷240V / 39W - 4563 lm ≠ OUTPUT 3513 lm - 4000K/CRI 80 - 220÷240V

2700K

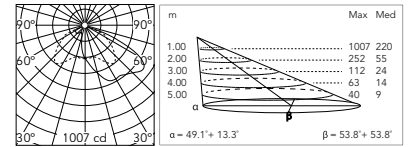
- Non Dimmable
- FA53913206
- FA53913233
- 1-10V
- FA53913206-310
- FA53913233-310
- Dali
- FA53913206-300
- FA53913233-300

3000K

- Non Dimmable
- FA53915006
- FA53915033
- 1-10V
- FA53915006-310
- FA53915033-310
- Dali
- FA53915006-300
- FA53915033-300

4000K

- Non Dimmable
- FA53916806
- FA53916833
- 1-10V
- FA53916806-310
- FA53916833-310
- Dali
- FA53916806-300
- FA53916833-300



@ 3000K

Street Light Optic

Power Led: 39W - 4122 lm ≠ OUTPUT 3102 lm - 2700K/CRI 80 - 220÷240V / 39W - 4416 lm ≠ OUTPUT 3323 lm - 3000K/CRI 80 - 220÷240V / 39W - 4563 lm ≠ OUTPUT 3434 lm - 4000K/CRI 80 - 220÷240V

2700K

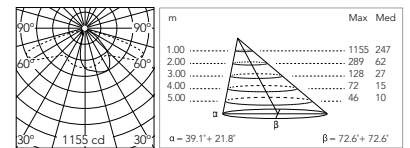
- Non Dimmable
- FA53908006
- FA53908033
- 1-10V
- FA53908006-310
- FA53908033-310
- Dali
- FA53908006-300
- FA53908033-300

3000K

- Non Dimmable
- FA53904206
- FA53904233
- 1-10V
- FA53904206-310
- FA53904233-310
- Dali
- FA53904206-300
- FA53904233-300

4000K

- Non Dimmable
- FA53904106
- FA53904133
- 1-10V
- FA53904106-310
- FA53904133-310
- Dali
- FA53904106-300
- FA53904133-300



@ 3000K

Street Light Optic (Foot and Cycle Paths)

Power Led: 39W - 4122 lm ≠ OUTPUT 3130 lm - 2700K/CRI 80 - 220÷240V / 39W - 4416 lm ≠ OUTPUT 3354 lm - 3000K/CRI 80 - 220÷240V / 39W - 4563 lm ≠ OUTPUT 3466 lm - 4000K/CRI 80 - 220÷240V

2700K

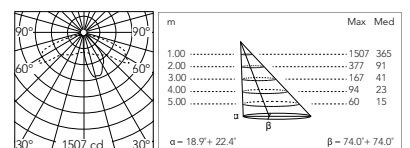
- Non Dimmable
- FA53908206
- FA53908233
- 1-10V
- FA53908206-310
- FA53908233-310
- Dali
- FA53908206-300
- FA53908233-300

3000K

- Non Dimmable
- FA53904506
- FA53904533
- 1-10V
- FA53904506-310
- FA53904533-310
- Dali
- FA53904506-300
- FA53904533-300

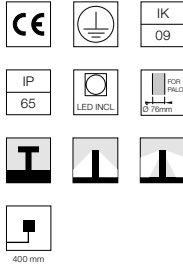
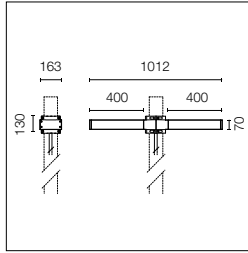
4000K

- Non Dimmable
- FA53904406
- FA53904433
- 1-10V
- FA53904406-310
- FA53904433-310
- Dali
- FA53904406-300
- FA53904433-300



@ 3000K

Dooku 400 - Double Top Pole ø76



Inklusive LED-Quelle. Integrierte Stromversorgung 220-240 V ON/OFF und dimmbar 1-10 V oder DALI. Inklusive Befestigungsbügel. Ausgestattet mit einem 400 mm überstehenden Neoprenkabel und IP68-Doppelte Fassung für 76-mm-Pfosten. Der Pfosten muss separat bestellt werden. Smart-City-Version auf Anfrage erhältlich.

LED source included. Integrated power supply 220-240V ON/OFF and dimmable 1-10V or DALI. Fixing bracket included. Equipped with a 400mm protruding neoprene cable section and IP68 connectors. Double socket for 76mm diameter post. The post must be ordered separately. Smart-City version available upon request.

2200K auf Anfrage erhältlich.

2200K available on request.

Optic 120° (Wide Spaces - Public Areas - Parking Areas)

Power Led: 39W - 2x4122 lm ≠ OUTPUT 2x3389 lm - 2700K/CRI 80 - 220÷240V / 39W - 2x4416 lm ≠ OUTPUT 2x3631 lm - 3000K/CRI 80 - 220÷240V / 39W - 2x4563 lm ≠ OUTPUT 2x3752 lm - 4000K/CRI 80 - 220÷240V

2700K

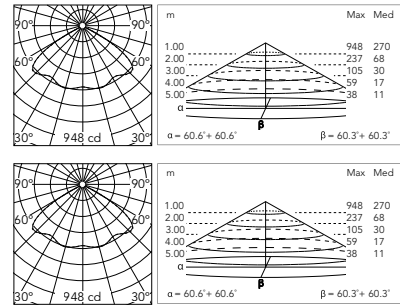
- Non Dimmable
- FA53908406
 - FA53908433
- 1-10V
- FA53908406-310
 - FA53908433-310
- Dali
- FA53908406-300
 - FA53908433-300

3000K

- Non Dimmable
- FA53904806
 - FA53904833
- 1-10V
- FA53904806-310
 - FA53904833-310
- Dali
- FA53904806-300
 - FA53904833-300

4000K

- Non Dimmable
- FA53904706
 - FA53904733
- 1-10V
- FA53904706-310
 - FA53904733-310
- Dali
- FA53904706-300
 - FA53904733-300



@ 3000K

Asymmetric Optic

Power Led: 39W - 2x4122 lm ≠ OUTPUT 2x3173 lm - 2700K/CRI 80 - 220÷240V / 39W - 2x4416 lm ≠ OUTPUT 2x3400 lm - 3000K/CRI 80 - 220÷240V / 39W - 2x4563 lm ≠ OUTPUT 2x3513 lm - 4000K/CRI 80 - 220÷240V

2700K

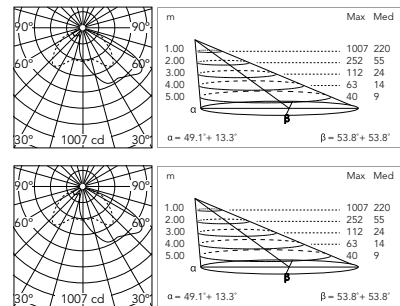
- Non Dimmable
- FA53913406
 - FA53913433
- 1-10V
- FA53913406-310
 - FA53913433-310
- Dali
- FA53913406-300
 - FA53913433-300

3000K

- Non Dimmable
- FA53915206
 - FA53915233
- 1-10V
- FA53915206-310
 - FA53915233-310
- Dali
- FA53915206-300
 - FA53915233-300

4000K

- Non Dimmable
- FA53917006
 - FA53917033
- 1-10V
- FA53917006-310
 - FA53917033-310
- Dali
- FA53917006-300
 - FA53917033-300



@ 3000K

Street Light Optic

Power Led: 39W - 2x4122 lm ≠ OUTPUT 2x3102 lm - 2700K/CRI 80 - 220÷240V / 39W - 2x4416 lm ≠ OUTPUT 2x3323 lm - 3000K/CRI 80 - 220÷240V / 39W - 2x4563 lm ≠ OUTPUT 2x3434 lm - 4000K/CRI 80 - 220÷240V

2700K

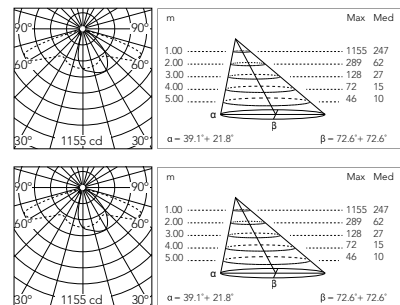
- Non Dimmable
- FA53908606
 - FA53908633
- 1-10V
- FA53908606-310
 - FA53908633-310
- Dali
- FA53908606-300
 - FA53908633-300

3000K

- Non Dimmable
- FA53905106
 - FA53905133
- 1-10V
- FA53905106-310
 - FA53905133-310
- Dali
- FA53905106-300
 - FA53905133-300

4000K

- Non Dimmable
- FA53905006
 - FA53905033
- 1-10V
- FA53905006-310
 - FA53905033-310
- Dali
- FA53905006-300
 - FA53905033-300



@ 3000K

Street Light Optic (Foot and Cycle Paths)

Power Led: 39W - 2x4122 lm ≠ OUTPUT 2x3130 lm - 2700K/CRI 80 - 220÷240V / 39W - 2x4416 lm ≠ OUTPUT 2x3354 lm - 3000K/CRI 80 - 220÷240V / 39W - 2x4563 lm ≠ OUTPUT 2x3466 lm - 4000K/CRI 80 - 220÷240V

2700K

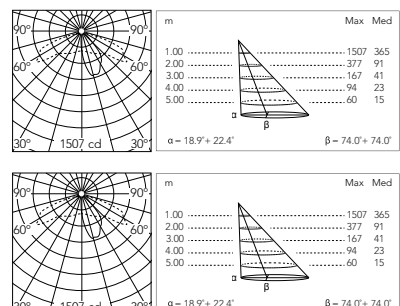
- Non Dimmable
- FA53908806
 - FA53908833
- 1-10V
- FA53908806-310
 - FA53908833-310
- Dali
- FA53908806-300
 - FA53908833-300

3000K

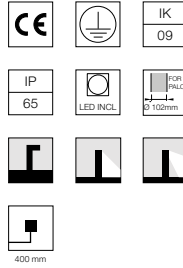
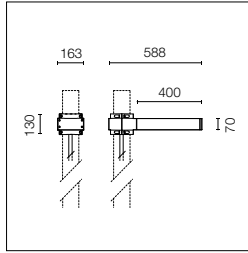
- Non Dimmable
- FA53905406
 - FA53905433
- 1-10V
- FA53905406-310
 - FA53905433-310
- Dali
- FA53905406-300
 - FA53905433-300

4000K

- Non Dimmable
- FA53905306
 - FA53905333
- 1-10V
- FA53905306-310
 - FA53905333-310
- Dali
- FA53905306-300
 - FA53905333-300



@ 3000K



Inklusive LED-Quelle. Integrierte Stromversorgung 220-240 V ON/OFF und dimmbar 1-10 V oder DALI. Inklusive Befestigungsbügel. Ausgestattet mit einem 400 mm überstehenden Neoprenkabel und IP68-Individuelle Fassung für 102-mm-Pfosten. Der Pfosten muss separat bestellt werden.. Smart-City-Version auf Anfrage erhältlich.

LED source included. Integrated power supply 220-240V ON/OFF and dimmable 1-10V or DALI. Fixing bracket included. Equipped with a 400mm protruding neoprene cable section and IP68 connectors. Smart-City version available upon request. Single socket for 102mm diameter post. The post must be ordered separately. Smart-City version available upon request.

Optic 120° (Wide Spaces - Public Areas - Parking Areas)

2200K auf Anfrage erhältlich.

2200K available on request.

Power Led: 39W - 4122 lm ≠ OUTPUT 3389 lm - 2700K/CRI 80 - 220÷240V / 39W - 4416 lm ≠ OUTPUT 3631 lm - 3000K/CRI 80 - 220÷240V / 39W - 4563 lm ≠ OUTPUT 3752 lm - 4000K/CRI 80 - 220÷240V

2700K

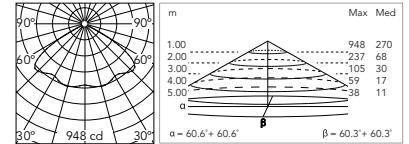
- Non Dimmable
- FA53909006
- FA53909033
- 1-10V
- FA53909006-310
- FA53909033-310
- Dali
- FA53909006-300
- FA53909033-300

3000K

- Non Dimmable
- FA53905706
- FA53905733
- 1-10V
- FA53905706-310
- FA53905733-310
- Dali
- FA53905706-300
- FA53905733-300

4000K

- Non Dimmable
- FA53905606
- FA53905633
- 1-10V
- FA53905606-310
- FA53905633-310
- Dali
- FA53905606-300
- FA53905633-300



@ 3000K

Asymmetric Optic

Power Led: 39W - 4122 lm ≠ OUTPUT 3173 lm - 2700K/CRI 80 - 220÷240V / 39W - 4416 lm ≠ OUTPUT 3400 lm - 3000K/CRI 80 - 220÷240V / 39W - 4563 lm ≠ OUTPUT 3513 lm - 4000K/CRI 80 - 220÷240V

2700K

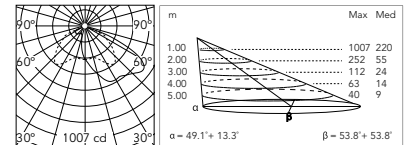
- Non Dimmable
- FA53913606
- FA53913633
- 1-10V
- FA53913606-310
- FA53913633-310
- Dali
- FA53913606-300
- FA53913633-300

3000K

- Non Dimmable
- FA53915406
- FA53915433
- 1-10V
- FA53915406-310
- FA53915433-310
- Dali
- FA53915406-300
- FA53915433-300

4000K

- Non Dimmable
- FA53917206
- FA53917233
- 1-10V
- FA53917206-310
- FA53917233-310
- Dali
- FA53917206-300
- FA53917233-300



@ 3000K

Street Light Optic

Power Led: 39W - 4122 lm ≠ OUTPUT 3102 lm - 2700K/CRI 80 - 220÷240V / 39W - 4416 lm ≠ OUTPUT 3323 lm - 3000K/CRI 80 - 220÷240V / 39W - 4563 lm ≠ OUTPUT 3434 lm - 4000K/CRI 80 - 220÷240V

2700K

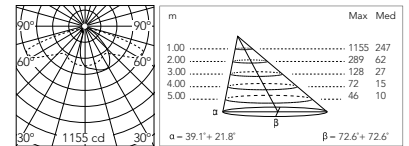
- Non Dimmable
- FA53909206
- FA53909233
- 1-10V
- FA53909206-310
- FA53909233-310
- Dali
- FA53909206-300
- FA53909233-300

3000K

- Non Dimmable
- FA53906006
- FA53906033
- 1-10V
- FA53906006-310
- FA53906033-310
- Dali
- FA53906006-300
- FA53906033-300

4000K

- Non Dimmable
- FA53905906
- FA53905933
- 1-10V
- FA53905906-310
- FA53905933-310
- Dali
- FA53905906-300
- FA53905933-300



@ 3000K

Street Light Optic (Foot and Cycle Paths)

Power Led: 39W - 4122 lm ≠ OUTPUT 3130 lm - 2700K/CRI 80 - 220÷240V / 39W - 4416 lm ≠ OUTPUT 3354 lm - 3000K/CRI 80 - 220÷240V / 39W - 4563 lm ≠ OUTPUT 3466 lm - 4000K/CRI 80 - 220÷240V

2700K

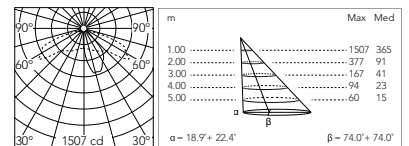
- Non Dimmable
- FA53909406
- FA53909433
- 1-10V
- FA53909406-310
- FA53909433-310
- Dali
- FA53909406-300
- FA53909433-300

3000K

- Non Dimmable
- FA53906306
- FA53906333
- 1-10V
- FA53906306-310
- FA53906333-310
- Dali
- FA53906306-300
- FA53906333-300

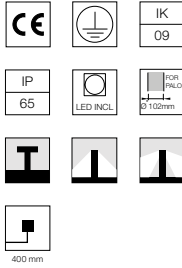
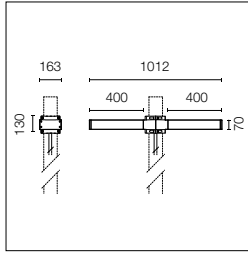
4000K

- Non Dimmable
- FA53906206
- FA53906233
- 1-10V
- FA53906206-310
- FA53906233-310
- Dali
- FA53906206-300
- FA53906233-300



@ 3000K

Dooku 400 - Double Top Pole ø102



Inklusive LED-Quelle. Integrierte Stromversorgung 220-240 V ON/OFF und dimmbar 1-10 V oder DALI. Inklusive Befestigungsbügel. Ausgestattet mit einem 400 mm überstehenden Neoprenkabel und IP68-Doppelte Fassung für 102-mm-Pfosten. Der Pfosten muss separat bestellt werden. Smart-City-Version auf Anfrage erhältlich.

LED source included. Integrated power supply 220-240V ON/OFF and dimmable 1-10V or DALI. Fixing bracket included. Equipped with a 400mm protruding neoprene cable section and IP68 connectors. Double socket for 102mm diameter post. The post must be ordered separately. Smart-City version available upon request.

Optic 120° (Wide Spaces - Public Areas - Parking Areas)

2200K auf Anfrage erhältlich.

2200K available on request.

Power Led: 39W - 2x4122 lm ≠ OUTPUT 2x3389 lm - 2700K/CRI 80 - 220÷240V / 39W - 2x4416 lm ≠ OUTPUT 2x3631 lm - 3000K/CRI 80 - 220÷240V / 39W - 2x4563 lm ≠ OUTPUT 2x3752 lm - 4000K/CRI 80 - 220÷240V

2700K

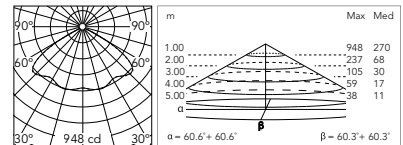
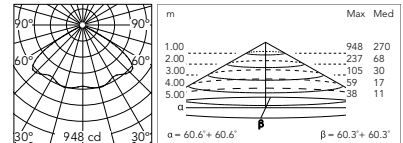
- Non Dimmable
- FA53909606
- FA53909633
- 1-10V
- FA53909606-310
- FA53909633-310
- Dali
- FA53909606-300
- FA53909633-300

3000K

- Non Dimmable
- FA53906606
- FA53906633
- 1-10V
- FA53906606-310
- FA53906633-310
- Dali
- FA53906606-300
- FA53906633-300

4000K

- Non Dimmable
- FA53906506
- FA53906533
- 1-10V
- FA53906506-310
- FA53906533-310
- Dali
- FA53906506-300
- FA53906533-300



@ 3000K

Asymmetric Optic

Power Led: 39W - 2x4122 lm ≠ OUTPUT 2x3173 lm - 2700K/CRI 80 - 220÷240V / 39W - 2x4416 lm ≠ OUTPUT 2x3400 lm - 3000K/CRI 80 - 220÷240V / 39W - 2x4563 lm ≠ OUTPUT 2x3513 lm - 4000K/CRI 80 - 220÷240V

2700K

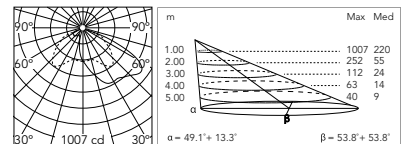
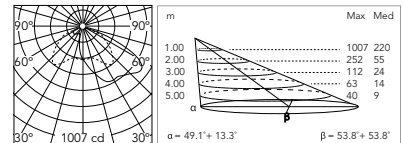
- Non Dimmable
- FA53913806
- FA53913833
- 1-10V
- FA53913806-310
- FA53913833-310
- Dali
- FA53913806-300
- FA53913833-300

3000K

- Non Dimmable
- FA53915606
- FA53915633
- 1-10V
- FA53915606-310
- FA53915633-310
- Dali
- FA53915606-300
- FA53915633-300

4000K

- Non Dimmable
- FA53917406
- FA53917433
- 1-10V
- FA53917406-310
- FA53917433-310
- Dali
- FA53917406-300
- FA53917433-300



@ 3000K

Street Light Optic

Power Led: 39W - 2x4122 lm ≠ OUTPUT 2x3102 lm - 2700K/CRI 80 - 220÷240V / 39W - 2x4416 lm ≠ OUTPUT 2x3323 lm - 3000K/CRI 80 - 220÷240V / 39W - 2x4563 lm ≠ OUTPUT 2x3434 lm - 4000K/CRI 80 - 220÷240V

2700K

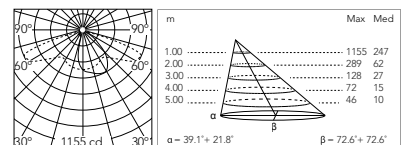
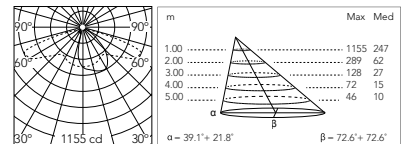
- Non Dimmable
- FA53909806
- FA53909833
- 1-10V
- FA53909806-310
- FA53909833-310
- Dali
- FA53909806-300
- FA53909833-300

3000K

- Non Dimmable
- FA53906906
- FA53906933
- 1-10V
- FA53906906-310
- FA53906933-310
- Dali
- FA53906906-300
- FA53906933-300

4000K

- Non Dimmable
- FA53906806
- FA53906833
- 1-10V
- FA53906806-310
- FA53906833-310
- Dali
- FA53906806-300
- FA53906833-300



@ 3000K

Street Light Optic (Foot and Cycle Paths)

Power Led: 39W - 2x4122 lm ≠ OUTPUT 2x3130 lm - 2700K/CRI 80 - 220÷240V / 39W - 2x4416 lm ≠ OUTPUT 2x3354 lm - 3000K/CRI 80 - 220÷240V / 39W - 2x4563 lm ≠ OUTPUT 2x3466 lm - 4000K/CRI 80 - 220÷240V

2700K

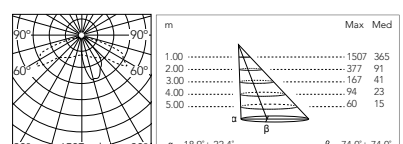
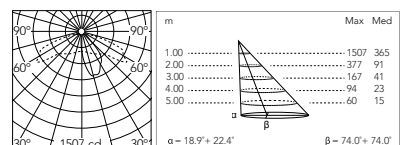
- Non Dimmable
- FA53910006
- FA53910033
- 1-10V
- FA53910006-310
- FA53910033-310
- Dali
- FA53910006-300
- FA53910033-300

3000K

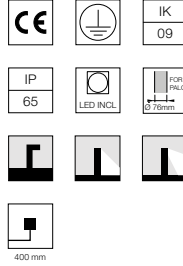
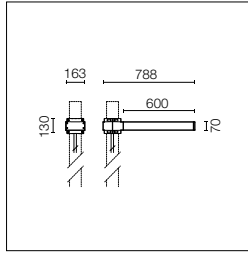
- Non Dimmable
- FA53907206
- FA53907233
- 1-10V
- FA53907206-310
- FA53907233-310
- Dali
- FA53907206-300
- FA53907233-300

4000K

- Non Dimmable
- FA53907106
- FA53907133
- 1-10V
- FA53907106-310
- FA53907133-310
- Dali
- FA53907106-300
- FA53907133-300



@ 3000K



Inklusive LED-Quelle. Integrierte Stromversorgung 220-240 V ON/OFF und dimmbar 1-10 V oder DALI. Inklusive Befestigungsbügel. Ausgestattet mit einem 400 mm überstehenden Neoprenkabel und IP68-Individuelle Fassung für 76-mm-Pfosten. Der Pfosten muss separat bestellt werden.. Smart-City-Version auf Anfrage erhältlich.

LED source included. Integrated power supply 220-240V ON/OFF and dimmable 1-10V or DALI. Fixing bracket included. Equipped with a 400mm protruding neoprene cable section and IP68 connectors. Smart-City version available upon request. Single socket for 76mm diameter post. The post must be ordered separately. Smart-City version available upon request.

Optic 120° (Wide Spaces - Public Areas - Parking Areas)

2200K auf Anfrage erhältlich.

2200K available on request.

Power Led: 78W - 8243 lm ≠ OUTPUT 6779 lm - 2700K/CRI 80 - 220÷240V / 78W - 8832 lm ≠ OUTPUT 7263 lm - 3000K/CRI 80 - 220÷240V / 78W - 9126 lm ≠ OUTPUT 7505 lm - 4000K/CRI 80 - 220÷240V

2700K

Non Dimmable

- FA53910206
- FA53910233
- 1-10V
- FA53910206-310
- FA53910233-310
- Dali
- FA53910206-300
- FA53910233-300

3000K

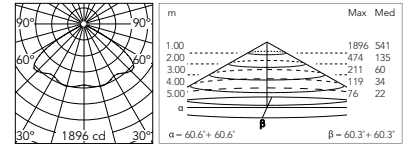
Non Dimmable

- FA53900306
- FA53900333
- 1-10V
- FA53900306-310
- FA53900333-310
- Dali
- FA53900306-300
- FA53900333-300

4000K

Non Dimmable

- FA53900206
- FA53900233
- 1-10V
- FA53900206-310
- FA53900233-310
- Dali
- FA53900206-300
- FA53900233-300



@ 3000K

Asymmetric Optic

Power Led: 78W - 8243 lm ≠ OUTPUT 6347 lm - 2700K/CRI 80 - 220÷240V / 78W - 8832 lm ≠ OUTPUT 6800 lm - 3000K/CRI 80 - 220÷240V / 78W - 9126 lm ≠ OUTPUT 7027 lm - 4000K/CRI 80 - 220÷240V

2700K

Non Dimmable

- FA53914006
- FA53914033
- 1-10V
- FA53914006-310
- FA53914033-310
- Dali
- FA53914006-300
- FA53914033-300

3000K

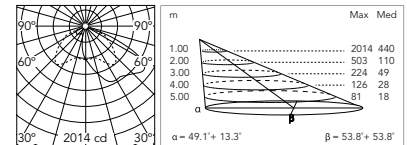
Non Dimmable

- FA53915806
- FA53915833
- 1-10V
- FA53915806-310
- FA53915833-310
- Dali
- FA53915806-300
- FA53915833-300

4000K

Non Dimmable

- FA53917606
- FA53917633
- 1-10V
- FA53917606-310
- FA53917633-310
- Dali
- FA53917606-300
- FA53917633-300



@ 3000K

Street Light Optic

Power Led: 78W - 8243 lm ≠ OUTPUT 6203 lm - 2700K/CRI 80 - 220÷240V / 78W - 8832 lm ≠ OUTPUT 6646 lm - 3000K/CRI 80 - 220÷240V / 78W - 9126 lm ≠ OUTPUT 6868 lm - 4000K/CRI 80 - 220÷240V

2700K

Non Dimmable

- FA53910406
- FA53910433
- 1-10V
- FA53910406-310
- FA53910433-310
- Dali
- FA53910406-300
- FA53910433-300

3000K

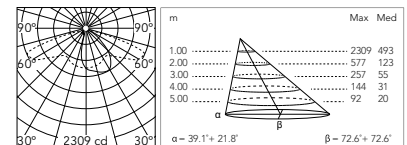
Non Dimmable

- FA53900606
- FA53900633
- 1-10V
- FA53900606-310
- FA53900633-310
- Dali
- FA53900606-300
- FA53900633-300

4000K

Non Dimmable

- FA53900506
- FA53900533
- 1-10V
- FA53900506-310
- FA53900533-310
- Dali
- FA53900506-300
- FA53900533-300



@ 3000K

Street Light Optic (Foot and Cycle Paths)

Power Led: 78W - 8243 lm ≠ OUTPUT 6261 lm - 2700K/CRI 80 - 220÷240V / 78W - 8832 lm ≠ OUTPUT 6708 lm - 3000K/CRI 80 - 220÷240V / 78W - 9126 lm ≠ OUTPUT 6932 lm - 4000K/CRI 80 - 220÷240V

2700K

Non Dimmable

- FA53910606
- FA53910633
- 1-10V
- FA53910606-310
- FA53910633-310
- Dali
- FA53910606-300
- FA53910633-300

3000K

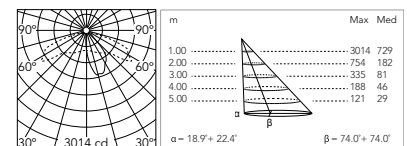
Non Dimmable

- FA53900906
- FA53900933
- 1-10V
- FA53900906-310
- FA53900933-310
- Dali
- FA53900906-300
- FA53900933-300

4000K

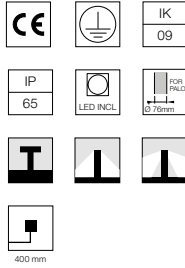
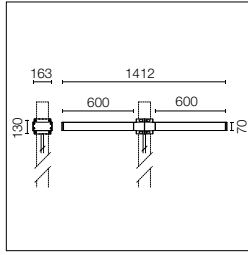
Non Dimmable

- FA53900806
- FA53900833
- 1-10V
- FA53900806-310
- FA53900833-310
- Dali
- FA53900806-300
- FA53900833-300



@ 3000K

Dooku 600 - Double Top Pole ø76



Inklusive LED-Quelle. Integrierte Stromversorgung 220-240 V ON/OFF und dimmbar 1-10 V oder DALI. Inklusive Befestigungsbügel. Ausgestattet mit einem 400 mm überstehenden Neoprenkabel und IP68-Doppelte Fassung für 76-mm-Pfosten. Der Pfosten muss separat bestellt werden. Smart-City-Version auf Anfrage erhältlich.

LED source included. Integrated power supply 220-240V ON/OFF and dimmable 1-10V or DALI. Fixing bracket included. Equipped with a 400mm protruding neoprene cable section and IP68 connectors. Double socket for 76mm diameter post. The post must be ordered separately. Smart-City version available upon request.

Optic 120° (Wide Spaces - Public Areas - Parking Areas)

2200K auf Anfrage erhältlich.

2200K available on request.

Power Led: 78W - 2x8243 lm ≠ OUTPUT 2x6779 lm - 2700K/CRI 80 - 220÷240V / 78W - 2x8832 lm ≠ OUTPUT 2x7263 lm - 3000K/CRI 80 - 220÷240V / 78W - 2x9126 lm ≠ OUTPUT 2x7505 lm - 4000K/CRI 80 - 220÷240V

2700K

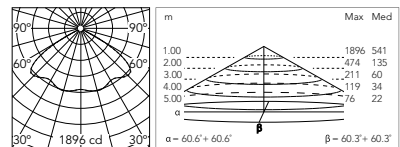
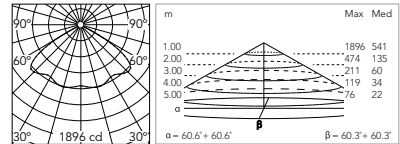
- Non Dimmable
- FA53910806
 - FA53910833
- 1-10V
- FA53910806-310
 - FA53910833-310
- Dali
- FA53910806-300
 - FA53910833-300

3000K

- Non Dimmable
- FA53901206
 - FA53901233
- 1-10V
- FA53901206-310
 - FA53901233-310
- Dali
- FA53901206-300
 - FA53901233-300

4000K

- Non Dimmable
- FA53901106
 - FA53901133
- 1-10V
- FA53901106-310
 - FA53901133-310
- Dali
- FA53901106-300
 - FA53901133-300



@ 3000K

Asymmetric Optic

Power Led: 78W - 2x8243 lm ≠ OUTPUT 2x6347 lm - 2700K/CRI 80 - 220÷240V / 78W - 2x8832 lm ≠ OUTPUT 2x6800 lm - 3000K/CRI 80 - 220÷240V / 78W - 2x9126 lm ≠ OUTPUT 2x7027 lm - 4000K/CRI 80 - 220÷240V

2700K

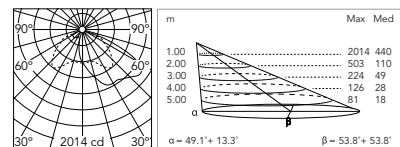
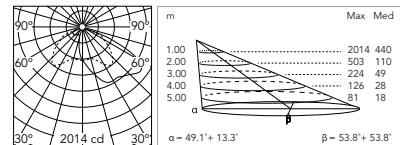
- Non Dimmable
- FA53914206
 - FA53914233
- 1-10V
- FA53914206-310
 - FA53914233-310
- Dali
- FA53914206-300
 - FA53914233-300

3000K

- Non Dimmable
- FA53916006
 - FA53916033
- 1-10V
- FA53916006-310
 - FA53916033-310
- Dali
- FA53916006-300
 - FA53916033-300

4000K

- Non Dimmable
- FA53917806
 - FA53917833
- 1-10V
- FA53917806-310
 - FA53917833-310
- Dali
- FA53917806-300
 - FA53917833-300



@ 3000K

Street Light Optic

Power Led: 78W - 2x8243 lm ≠ OUTPUT 2x6203 lm - 2700K/CRI 80 - 220÷240V / 78W - 2x8832 lm ≠ OUTPUT 2x6646 lm - 3000K/CRI 80 - 220÷240V / 78W - 2x9126 lm ≠ OUTPUT 2x6868 lm - 4000K/CRI 80 - 220÷240V

2700K

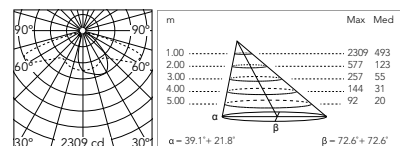
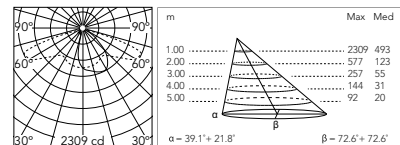
- Non Dimmable
- FA53911006
 - FA53911033
- 1-10V
- FA53911006-310
 - FA53911033-310
- Dali
- FA53911006-300
 - FA53911033-300

3000K

- Non Dimmable
- FA53901506
 - FA53901533
- 1-10V
- FA53901506-310
 - FA53901533-310
- Dali
- FA53901506-300
 - FA53901533-300

4000K

- Non Dimmable
- FA53901406
 - FA53901433
- 1-10V
- FA53901406-310
 - FA53901433-310
- Dali
- FA53901406-300
 - FA53901433-300



@ 3000K

Street Light Optic (Foot and Cycle Paths)

Power Led: 78W - 2x8243 lm ≠ OUTPUT 2x6261 lm - 2700K/CRI 80 - 220÷240V / 78W - 2x8832 lm ≠ OUTPUT 2x6708 lm - 3000K/CRI 80 - 220÷240V / 78W - 2x9126 lm ≠ OUTPUT 2x6932 lm - 4000K/CRI 80 - 220÷240V

2700K

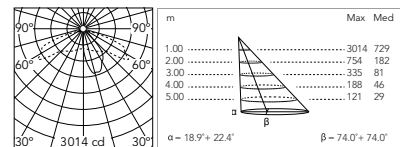
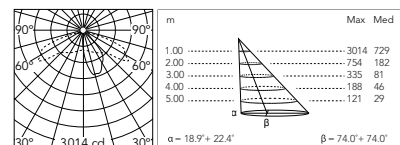
- Non Dimmable
- FA53911206
 - FA53911233
- 1-10V
- FA53911206-310
 - FA53911233-310
- Dali
- FA53911206-300
 - FA53911233-300

3000K

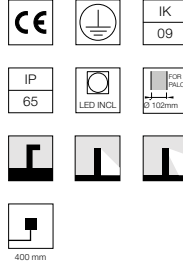
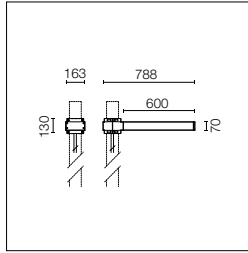
- Non Dimmable
- FA53901806
 - FA53901833
- 1-10V
- FA53901806-310
 - FA53901833-310
- Dali
- FA53901806-300
 - FA53901833-300

4000K

- Non Dimmable
- FA53901706
 - FA53901733
- 1-10V
- FA53901706-310
 - FA53901733-310
- Dali
- FA53901706-300
 - FA53901733-300



@ 3000K



Inklusive LED-Quelle. Integrierte Stromversorgung 220-240 V ON/OFF und dimmbar 1-10 V oder DALI. Inklusive Befestigungsbügel. Ausgestattet mit einem 400 mm überstehenden Neoprenkabel und IP68-Individuelle Fassung für 102-mm-Pfosten. Der Pfosten muss separat bestellt werden.. Smart-City-Version auf Anfrage erhältlich.

LED source included. Integrated power supply 220-240V ON/OFF and dimmable 1-10V or DALI. Fixing bracket included. Equipped with a 400mm protruding neoprene cable section and IP68 connectors. Smart-City version available upon request. Single socket for 102mm diameter post. The post must be ordered separately. Smart-City version available upon request.

Optic 120° (Wide Spaces - Public Areas - Parking Areas)

2200K auf Anfrage erhältlich.

2200K available on request.

Power Led: 78W - 8243 lm ≠ OUTPUT 6779 lm - 2700K/CRI 80 - 220÷240V / 78W - 8832 lm ≠ OUTPUT 7263 lm - 3000K/CRI 80 - 220÷240V / 78W - 9126 lm ≠ OUTPUT 7505 lm - 4000K/CRI 80 - 220÷240V

2700K

Non Dimmable

- FA53911406
- FA53911433
- 1-10V
- FA53911406-310
- FA53911433-310
- Dali
- FA53911406-300
- FA53911433-300

3000K

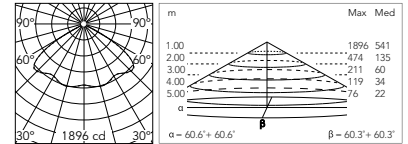
Non Dimmable

- FA53902106
- FA53902133
- 1-10V
- FA53902106-310
- FA53902133-310
- Dali
- FA53902106-300
- FA53902133-300

4000K

Non Dimmable

- FA53902006
- FA53902033
- 1-10V
- FA53902006-310
- FA53902033-310
- Dali
- FA53902006-300
- FA53902033-300



@ 3000K

Asymmetric Optic

Power Led: 78W - 8243 lm ≠ OUTPUT 6347 lm - 2700K/CRI 80 - 220÷240V / 78W - 8832 lm ≠ OUTPUT 6800 lm - 3000K/CRI 80 - 220÷240V / 78W - 9126 lm ≠ OUTPUT 7027 lm - 4000K/CRI 80 - 220÷240V

2700K

Non Dimmable

- FA53914406
- FA53914433
- 1-10V
- FA53914406-310
- FA53914433-310
- Dali
- FA53914406-300
- FA53914433-300

3000K

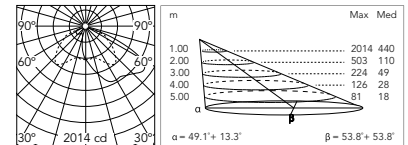
Non Dimmable

- FA53916206
- FA53916233
- 1-10V
- FA53916206-310
- FA53916233-310
- Dali
- FA53916206-300
- FA53916233-300

4000K

Non Dimmable

- FA53918006
- FA53918033
- 1-10V
- FA53918006-310
- FA53918033-310
- Dali
- FA53918006-300
- FA53918033-300



@ 3000K

Street Light Optic

Power Led: 78W - 8243 lm ≠ OUTPUT 6203 lm - 2700K/CRI 80 - 220÷240V / 78W - 8832 lm ≠ OUTPUT 6646 lm - 3000K/CRI 80 - 220÷240V / 78W - 9126 lm ≠ OUTPUT 6868 lm - 4000K/CRI 80 - 220÷240V

2700K

Non Dimmable

- FA53911606
- FA53911633
- 1-10V
- FA53911606-310
- FA53911633-310
- Dali
- FA53911606-300
- FA53911633-300

3000K

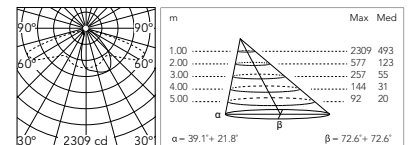
Non Dimmable

- FA53902406
- FA53902433
- 1-10V
- FA53902406-310
- FA53902433-310
- Dali
- FA53902406-300
- FA53902433-300

4000K

Non Dimmable

- FA53902306
- FA53902333
- 1-10V
- FA53902306-310
- FA53902333-310
- Dali
- FA53902306-300
- FA53902333-300



@ 3000K

Street Light Optic (Foot and Cycle Paths)

Power Led: 78W - 8243 lm ≠ OUTPUT 6261 lm - 2700K/CRI 80 - 220÷240V / 78W - 8832 lm ≠ OUTPUT 6708 lm - 3000K/CRI 80 - 220÷240V / 78W - 9126 lm ≠ OUTPUT 6932 lm - 4000K/CRI 80 - 220÷240V

2700K

Non Dimmable

- FA53911806
- FA53911833
- 1-10V
- FA53911806-310
- FA53911833-310
- Dali
- FA53911806-300
- FA53911833-300

3000K

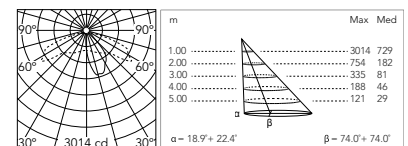
Non Dimmable

- FA53902706
- FA53902733
- 1-10V
- FA53902706-310
- FA53902733-310
- Dali
- FA53902706-300
- FA53902733-300

4000K

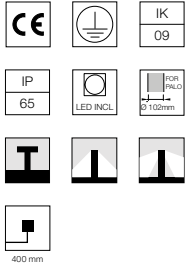
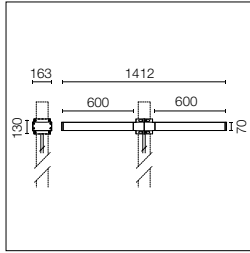
Non Dimmable

- FA53902606
- FA53902633
- 1-10V
- FA53902606-310
- FA53902633-310
- Dali
- FA53902606-300
- FA53902633-300



@ 3000K

Dooku 600 - Double Top Pole ø102



Inklusive LED-Quelle. Integrierte Stromversorgung 220-240 V ON/OFF und dimmbar 1-10 V oder DALI. Inklusive Befestigungsbügel. Ausgestattet mit einem 400 mm überstehenden Neoprenkabel und IP68-Doppelte Fassung für 102-mm-Pfosten. Der Pfosten muss separat bestellt werden. Smart-City-Version auf Anfrage erhältlich.

LED source included. Integrated power supply 220-240V ON/OFF and dimmable 1-10V or DALI. Fixing bracket included. Equipped with a 400mm protruding neoprene cable section and IP68 connectors. Double socket for 102mm diameter post. The post must be ordered separately. Smart-City version available upon request.

Optic 120° (Wide Spaces - Public Areas - Parking Areas)

2200K auf Anfrage erhältlich.

2200K available on request.

Power Led: 78W - 2x8243 lm ≠ OUTPUT 2x6779 lm - 2700K/CRI 80 - 220÷240V / 78W - 2x8832 lm ≠ OUTPUT 2x7263 lm - 3000K/CRI 80 - 220÷240V / 78W - 2x9126 lm ≠ OUTPUT 2x7505 lm - 4000K/CRI 80 - 220÷240V

2700K

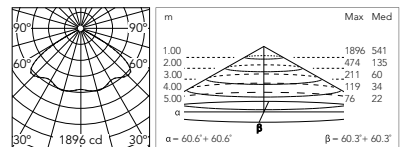
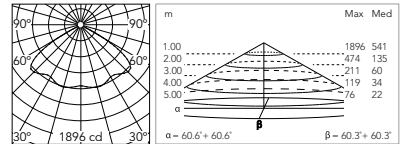
- Non Dimmable
- FA53912006
- FA53912033
- 1-10V
- FA53912006-310
- FA53912033-310
- Dali
- FA53912006-300
- FA53912033-300

3000K

- Non Dimmable
- FA53903006
- FA53903033
- 1-10V
- FA53903006-310
- FA53903033-310
- Dali
- FA53903006-300
- FA53903033-300

4000K

- Non Dimmable
- FA53902906
- FA53902933
- 1-10V
- FA53902906-310
- FA53902933-310
- Dali
- FA53902906-300
- FA53902933-300



@ 3000K

Asymmetric Optic

Power Led: 78W - 2x8243 lm ≠ OUTPUT 2x6347 lm - 2700K/CRI 80 - 220÷240V / 78W - 2x8832 lm ≠ OUTPUT 2x6800 lm - 3000K/CRI 80 - 220÷240V / 78W - 2x9126 lm ≠ OUTPUT 2x7027 lm - 4000K/CRI 80 - 220÷240V

2700K

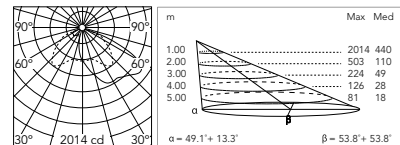
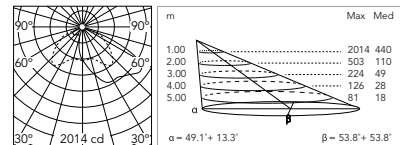
- Non Dimmable
- FA53914606
- FA53914633
- 1-10V
- FA53914606-310
- FA53914633-310
- Dali
- FA53914606-300
- FA53914633-300

3000K

- Non Dimmable
- FA53916406
- FA53916433
- 1-10V
- FA53916406-310
- FA53916433-310
- Dali
- FA53916406-300
- FA53916433-300

4000K

- Non Dimmable
- FA53918206
- FA53918233
- 1-10V
- FA53918206-310
- FA53918233-310
- Dali
- FA53918206-300
- FA53918233-300



@ 3000K

Street Light Optic

Power Led: 78W - 2x8243 lm ≠ OUTPUT 2x6203 lm - 2700K/CRI 80 - 220÷240V / 78W - 2x8832 lm ≠ OUTPUT 2x6646 lm - 3000K/CRI 80 - 220÷240V / 78W - 2x9126 lm ≠ OUTPUT 2x6868 lm - 4000K/CRI 80 - 220÷240V

2700K

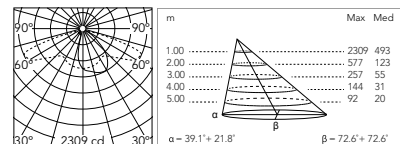
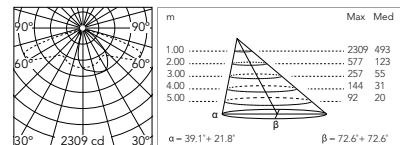
- Non Dimmable
- FA53912206
- FA53912233
- 1-10V
- FA53912206-310
- FA53912233-310
- Dali
- FA53912206-300
- FA53912233-300

3000K

- Non Dimmable
- FA53903306
- FA53903333
- 1-10V
- FA53903306-310
- FA53903333-310
- Dali
- FA53903306-300
- FA53903333-300

4000K

- Non Dimmable
- FA53903206
- FA53903233
- 1-10V
- FA53903206-310
- FA53903233-310
- Dali
- FA53903206-300
- FA53903233-300



@ 3000K

Street Light Optic (Foot and Cycle Paths)

Power Led: 78W - 2x8243 lm ≠ OUTPUT 2x6261 lm - 2700K/CRI 80 - 220÷240V / 78W - 2x8832 lm ≠ OUTPUT 2x6708 lm - 3000K/CRI 80 - 220÷240V / 78W - 2x9126 lm ≠ OUTPUT 2x6932 lm - 4000K/CRI 80 - 220÷240V

2700K

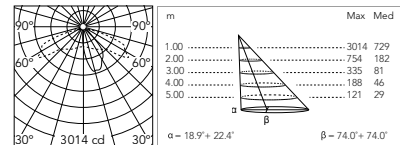
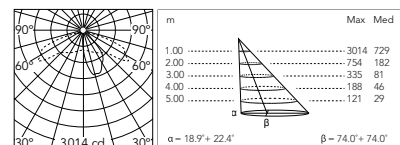
- Non Dimmable
- FA53912406
- FA53912433
- 1-10V
- FA53912406-310
- FA53912433-310
- Dali
- FA53912406-300
- FA53912433-300

3000K

- Non Dimmable
- FA53903606
- FA53903633
- 1-10V
- FA53903606-310
- FA53903633-310
- Dali
- FA53903606-300
- FA53903633-300

4000K

- Non Dimmable
- FA53903506
- FA53903533
- 1-10V
- FA53903506-310
- FA53903533-310
- Dali
- FA53903506-300
- FA53903533-300



@ 3000K

Dooku / Ø 76mm - Poles

Mit Boden und Zugangstür. Mit Terminal Block 4x1,5-16mmq.

With Base and Access Door .
With Terminal Block 4x1,5-16mmq.



H 3500mm


- FA24806
- FA24833

H 4500mm

- FA24906
- FA24933

Bodeneinbau (+500 mm Wurzel) Mit Zugangstür. Mit Terminal Block 4x1,5-16mmq

In-Ground (+500 mm Root) With Access Door
With Terminal Block 4x1,5-16mmq



H 3500mm

- FA25006
- FA25033

H 4500mm

- FA25106
- FA25133

Dooku / Ø 102mm - Poles

Mit Boden und Zugangstür. Mit Terminal Block 4x1,5-16mmq.

With Base and Access Door .
With Terminal Block 4x1,5-16mmq.



H 4000mm


- FA414006
- FA414033

H 5000mm

- FA415006
- FA415033

Bodeneinbau (+500 mm Wurzel) Mit Zugangstür. Mit Terminal Block 4x1,5-16mmq

In-Ground (+500 mm Root) With Access Door
With Terminal Block 4x1,5-16mmq



H 4000mm

- FA414506
- FA414533

H 5000mm

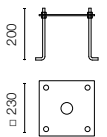
- FA415506
- FA415533

Dooku: Zubehörteile / Accessories

Stiftschraubenplatte.

Base plate with bolt.

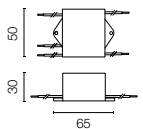
FA116



Überspannungsschutzgerät.
275 Vac. Maximaler
Entladestrom 10kA
(8 / 20µs). Maximaler
Betriebsstrom 5A. Geeignet
für Reihenschaltung. IP66.

Surge protection device.
275Vac. Maximum discharge
current 10kA (8/20µs).
Maximum operating current
5A. Suitable for series
connection. IP66.

F990E00A000



Leuchtenschutzklassen / Luminaires classification



Klasse I: Leuchten, bei denen der Schutz gegen elektrischen Schlag nicht nur auf der Basisisolierung beruht, sondern bei denen zusätzliche Sicherheitsvorkehrungen getroffen werden. Alle berührbaren unter Spannung stehenden Teile müssen an einen Schutzleiter (Erdungsanschluß) angeschlossen sein.

Class I: Luminaire in which protection against electrical shocks is not just based on the basic insulation but also on an additional safety precautions consisting of connecting the accesible conductive parts to a safety conductor (earth).



Klasse II: Leuchten, bei denen der Schutz gegen elektrischen Schlag nicht nur auf der Basisisolierung beruht, sondern die über zusätzliche Sicherheitsvorkehrungen durch doppelte Isolierung verfügen ohne Erdungsanschluß.

Class II: Luminaire in which protection against electrical shocks is not just based on the basic insulation but also on an additional safety precautions consisting of double reinforced insulation without conductive parts to a safety conductor (earth).



Klasse III: Leuchten, bei denen der Schutz gegen elektrischen Schlag durch den Anschluß an eine Schutz-kleinspannung erreicht wird; es dürfen keine höhere Spannung produziert werden. Eine Leuchte der Klasse III darf niemals einen Schutzleiteranschluß enthalten.

Class III: Luminaire in which protection against electrical shocks is based on the very low safety supply voltage and no voltages are produced higher than this. A Class III luminaire must never be provided with earthing.

Zulassungen / Homologations



Alle im Rahmen dieses Programms produzierten und präsentierten Leuchten wurden konform zu der Europäischen Norm EN 60 598 hergestellt und entsprechen damit den Anforderungen der Richtlinie 73/23 EWG (Niederspannungsrichtlinie). Der Herstellungsprozess garantiert ebenfalls die Konformität zur Richtlinie 89/336 EWG welches die elektromagnetische Verträglichkeit betrifft. Alle dem Anwendungsbereich der oben genannten Richtlinien unterliegenden Produkte enthalten das CE Zeichen, welches die Konformität zu den jeweiligen Anforderungen kennzeichnet.

All lamps manufactured and illustrated in this catalog comply with European Standard EN 60 598 and consequently meet the requirements set forth in Directive 73/23 EEC (Low Voltage Directive). They also comply with Directive 89/336 covering electromagnetic compatibility. All products falling under the scope of the above-mentioned Directives bear the CE mark as proof of their compliance with the respective requirements.



Das ENEC-Zeichen auf dem Produkt gewährleistet die Einhaltung der europäischen Normen, sowie zuverlässige Organisation und Produktionssysteme. Dieses Prüfzeichen steht für unser Engagement und gibt die beste Garantie in Bezug auf Sicherheit und Qualität unserer Produkte.

The ENEC mark on the product stands for the compliance of European Standard as well as a trustworthy organisation and product system and is guaranteed by an accredited certification body. This agreed mark stands for our engagement and represents the best guarantee in security and quality matter of our products.



Der spanische Verband für Normen und Zertifizierung AENOR, bescheinigt, daß das von Antares Iluminación, S. A. angewendete Qualitätssicherungssystem den Anforderungen der Normen UNE-EN ISO-9001 - Qualitätssicherungssystem - entspricht.

The Spanish Association for Standards and Certification AENOR, certifies that quality assurance system adopted by Antares Iluminación, S.A. complies with the requirements of the standard UNE-EN ISO-9001 Quality Systems.























IP 20	Schutzgrad gegen feste Fremdkörper und Wasser.	Protection degree offered by the fixture to the ingress of solids and liquids.
IP 20	1. Kennziffer: Schutz gegen Eindringen fester Körper: 0 Ungeschützt. - 1 Fremdkörper grösser als 50 mm. - 2 Geschützt gegen feste Fremdkörper grösser als 12 mm. - 3 Geschützt gegen feste Fremdkörper grösser als 2,5 mm. - 4 Geschützt gegen feste Fremdkörper grösser als 1 mm. - 5 Staubgeschützt. - 6 Staubgeschützt.	1st figure, protection against penetration by solid bodies: 0 No protection - 1 Protected against solid bodies over 50 mm in diameter - 2 Protected against solid bodies over 12 mm in diameter - 3 Protected against solid bodies over 2,5 mm in diameter - 4 Protected against solid bodies over 1 mm in diameter - 5 Protected against dust - 6 Fully protected against dust.
IP 20	2. Kennziffer: 0 Ungeschützt. - 1 Geschützt gegen senkrecht fallendes Tropfwasser. - 2 Geschützt gegen senkrecht - fallendes Tropfwasser. - 3 Geschützt gegen schräg fallendes Sprühwasser mit einem Winkel bis zu 60°. - 4 Geschützt gegen Spritzwasser. - 5 Geschützt gegen Strahlwasser. - 6 Geschützt gegen schwere See. - 7 Geschützt gegen Untertauchen. - 8 Geschützt gegen dauerhaftes Untertauchen.	2nd figure, protection against penetration by water: 0 No protection - 1 Protected against drops of water falling vertically - 2 Protected against drops of water at a max. inclination of 15 degrees - 3 Protected against drops of water at a max. inclination of 60 degrees - 4 Protected against splashed of water - 5 Protected against jets of water - 6 Protected against waves - 7 Protected against immersion - 8 Protected against long term immersion.

Piktogramme / Pictography

Gemäß den Bestimmungen der Verordnung (EU) Nr. 874/2012, als Ergänzung zur Richtlinie 2010/30/EU über die Angabe des Verbrauchs an Energie durch energieverbrauchsrelevante Produkte mittels einheitlicher Etiketten und über die Kompatibilität der Leuchtkörper mit den verschiedenen (integrierten oder mit ihnen kompatiblen) Lichtquellen, hat Flos S.p.A. die erforderlichen Etiketten in elektronischem Format auf seiner Website (www.flos.com) im produktspezifischen Bereich eingefügt. Zum Herunterladen der Etiketten in den verschiedenen, auf europäischer Ebene vorgesehenen Sprachen, gehen Sie wie folgt vor: • Wählen Sie die gewünschte Kollektion bzw. das gewünschte Produkt (z. B. <http://www.flos.com/decorative/en/products/floor/Arco>) • Klicken Sie auf "Siehe technisches datenblatt" • Klicken Sie auf "Print Energy Label" • Wählen Sie die Sprache und drucken Sie das Etikett.

In accordance with the provisions of Regulation 874/2012/EU and integration of the Directive 2010/30/EU concerning labeling indicating the energy consumption of electric lamps and the compatibility of lighting appliances with different light sources (integrated or compatible with these), Flos SpA has inserted the required labels, in electronic form, on its website (www.flos.com) in the area relating to products. The methods to download the labels in different languages envisaged at Community level are as follows: • Choose the collection/product you are interested in (for ex: <http://www.flos.com/decorative/en/products/floor/Arco>) • Click on "see specs sheet" • Click on "Print Energy Label" • Select the language and print the label.

Symbols

	<p>Statische Belastung: Widerstandsfähigkeit gegen statische Belastung.</p>	<p>Static load: Resistance to static load. In compliance with CEI EN 60598-2-13 standards.</p>		
	<p>Überfahrbarkeits-Widerstandsfähigkeit gegen Drehmoment- und Schubbeanspruchung. In Übereinstimmung mit der Norm CEI EN 60598-2-13.</p>	<p>Drive over Resistance to torque and shear loads. In compliance with CEI EN 60598-2-13 standards.</p>		
	<p>Diffusortemperatur in Übereinstimmung mit CEI EN 60598-2-13. Prüfen Sie, dass die Diffusortemperatur „T max °C“ (getestet bei 25 °C) mit Ihren lokalen Vorschriften übereinstimmt. Glasoberflächentemperatur <70 °C für LED-Quelle.</p>	<p>Diffuser temperature according to CEI EN 60598-2-13. Check that diffuser's temperature "T max °C" (tested at 25°C) complies with your local regulation. Glass surface temperature <70°C for LED source</p>		
			<p>Hinweis zur Installation von Einbauleuchten: Es ist wichtig, eine beständige Kiesdecke oder ein Abflusssystem vorzusehen, um eine gute Entwässerung zu gewährleisten und Wasseransammlung zu vermeiden. Die Leuchte darf nicht in hohlen Oberflächen montiert werden.</p>	<p>Advice on installation of recessed luminaires: It is important to provide a consistent gravel layer or drain system to ensure good drainage and to avoid water stagnation. The luminaire must not be installed in hollow surfaces.</p>
			<p>Elektrische Verbindung: Verkabelung über Kabeleingang, über zwei Kabeleingänge oder über einen entfernt installierten Speisetransformator (separat zu bestellen).</p>	<p>Electric connection: Wiring through cable input, through two cable inputs or through a feeding transformer installed on remote position (to be ordered separately).</p>
		<p>Die Leuchte ist mit 1 oder 2 Kabeleingängen ausgestattet.</p>		<p>Luminaire is equipped with 1 or 2 cable input.</p>
	<p>Die Leuchte ist mit Kabel und Stecker ausgestattet.</p>		<p>Luminaire is equipped with cable and plug.</p>	
	<p>Schutz gegen das Eindringen von Wasser aus dem Kabel.</p>		<p>Protection against water ingress from the cable</p>	
			<p>Oberflächeninstallation an der Wand, Boden oder Decke.</p>	<p>Surface installation on wall, on ground or on ceiling.</p>
		<p>Installation als Mast.</p>		<p>Installation on pole.</p>
			<p>Bodeninstallation (Einbauleuchte) Hängeleuchte.</p>	<p>In-ground installation (recessed luminaire) Suspended fitting.</p>
	<p>Glühdrahtprüfung IEC 60695-2-10: Die Glühdrahtprüfung dient zur Simulation der Wärmeeinwirkung, wie sie bei elektrischen Geräten auftreten kann, z. B. bei überlasteten (spezifizierte Temperatur).</p>		<p>Glow wire test IEC 60695-2-10: the glow wire test is used to simulate the effect of heat as may arise in malfunctioning electrical equipment, such as with overloaded (specified temperature).</p>	

Symbols

IK
09

Widerstandsfähigkeit gegen äußere mechanische Einwirkungen:
Der IK-Code bezieht sich auf die maximale äußere Einwirkung, die die Leuchte standhalten kann, ohne irreversible Schäden davonzutragen.
In Übereinstimmung mit der Norm EN50102.

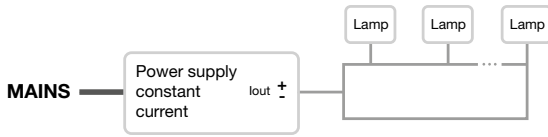
Resistance to external mechanical impacts:
IK code refers to the maximum external impact the luminaire is capable to withstand, without irreversible damage.
In compliance with EN50102 standards.

IK code	Impact Energy (Joule)	Mass/Height
IK00	0,00	-----
IK01	0,15	0,2Kg/70mm
IK02	0,20	0,2Kg/100mm
IK03	0,35	0,2Kg/175mm
IK04	0,50	0,2Kg/250mm
IK05	0,70	0,2Kg/350mm
IK06	1,00	0,5Kg/200mm
IK07	2,00	0,5Kg/400mm
IK08	5,00	1,7Kg/295mm
IK09	10,00	5,0Kg/200mm
IK10	20,00	5,0Kg/400mm

Technical Schemes

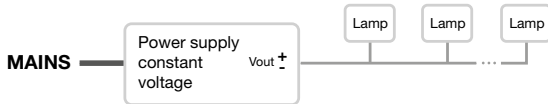
Schaltplan und Beispiel für eine Reihenschaltung / Wiring Diagram and sample series installation

n.1



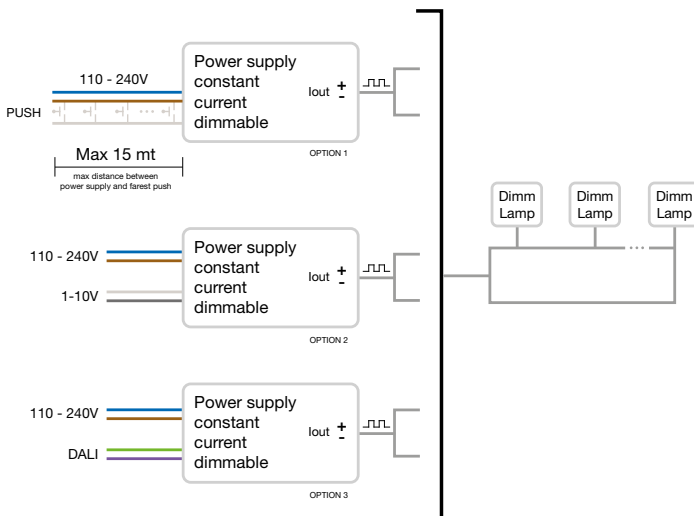
Schaltplan und Beispiel für eine Parallelschaltung / Wiring Diagram and sample parallel installation

n.2



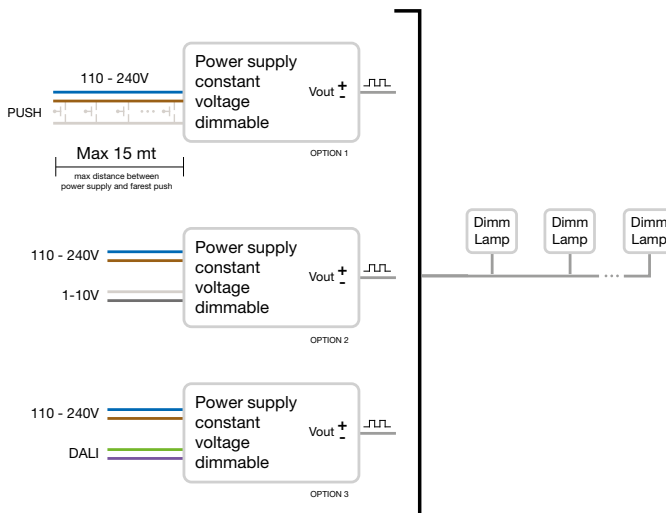
Schaltplan und Beispiel für eine dimmbare Reihenschaltung / Wiring Diagram and sample dimmable series installation

n.3



Schaltplan und Beispiel für eine dimmbare Parallelschaltung / Wiring Diagram and sample dimmable parallel installation

n.4



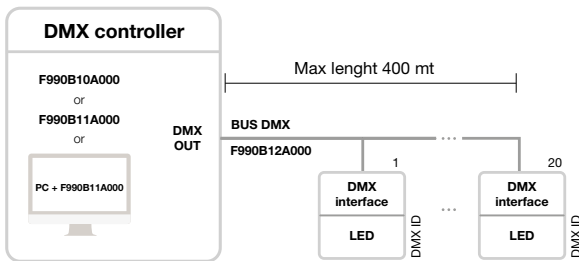
Basic DMX Wiring Scheme

Ein DMX-System kann eine unbegrenzte Anzahl von Leuchten enthalten, wenn die folgenden Regeln beachtet werden:

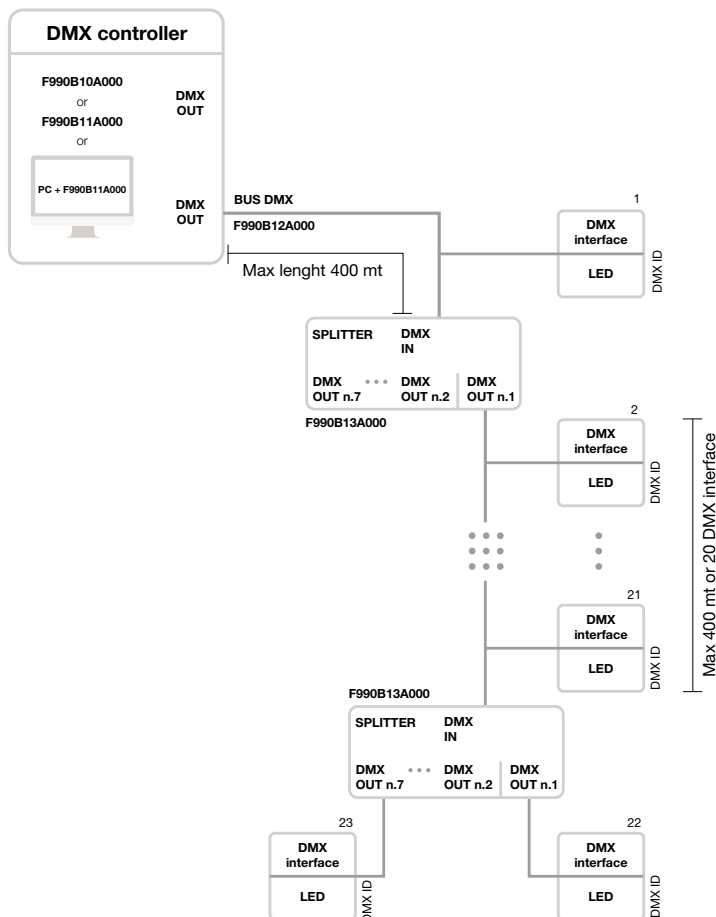
- Verwenden Sie geeignete Kabel für den DMX-Bus: geschirmtes verdrilltes Doppelkabel mit 110 Ohm konstanter Impedanz (z.B. Cod.186). Die Verwendung unterschiedlicher Kabel garantiert nicht die gleiche Leistung.
- Alle 400m Kabel muss das DMX-Bussignal mit einem Verteiler regeneriert werden. Dies ermöglicht, die Installation zu erweitern.
- Alle 20 Leuchten muss das DMX-Bussignal mit einem Verteiler regeneriert werden. Dies ermöglicht, die Installation zu erweitern.
- Alle Leuchten müssen in Reihe an den DMX-Bus angeschlossen werden. Es ist keine Sternschaltung erlaubt. Es ist zu berücksichtigen, dass die Verwendung eines Verteilers das Problem lösen kann, einen Buseingang und mehrere Busausgänge zu haben.
- Jedes Kabel muss einen Abschlusswiderstand von 120 Ohm haben.

A DMX system can include an unlimited number of fixtures on condition that the following rules are respected:

- Use suitable cables for DMX bus: shielded twisted pair with 110 Ohm constant impedance (e.g. Cod.186). The use of different cables doesn't assure the same performance.
- Every 400mt of cable the DMX bus signal needs to be regenerated with a Splitter. This allows to extend the installation.
- Every 20 fixtures the DMX bus signal needs to be regenerated with a Splitter. This allows to extend the installation.
- All fixtures have to be connected in series to the DMX bus. No star connection allowed. It has to be taken into account that the use of a splitter can solve the problem having one bus input and more bus output.
- Each cable must have a 120 Ohm termination resistor.



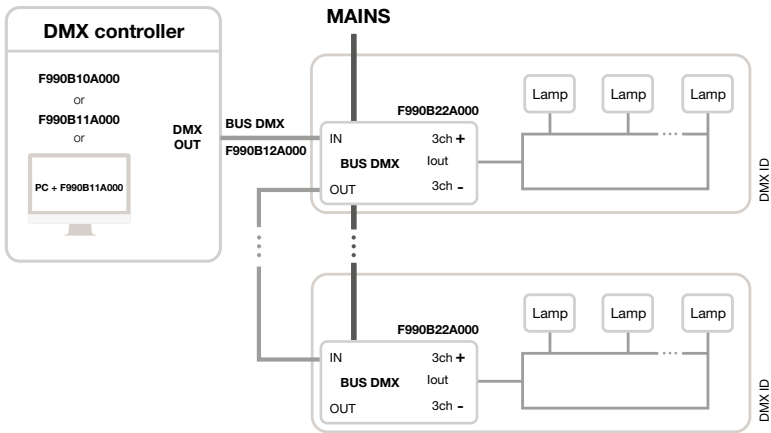
Extended DMX Wiring Pattern



Technical Schemes

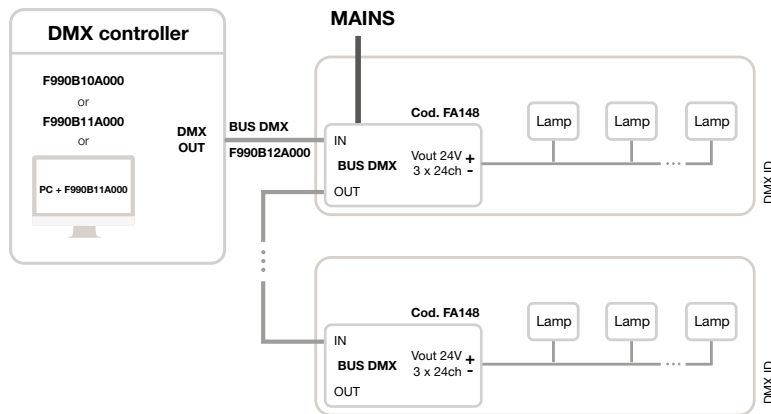
Schaltplan und Beispielinstallation / Wiring Diagram and sample installation.

n.5



Schaltplan und Beispielinstallation / Wiring Diagram and sample installation.

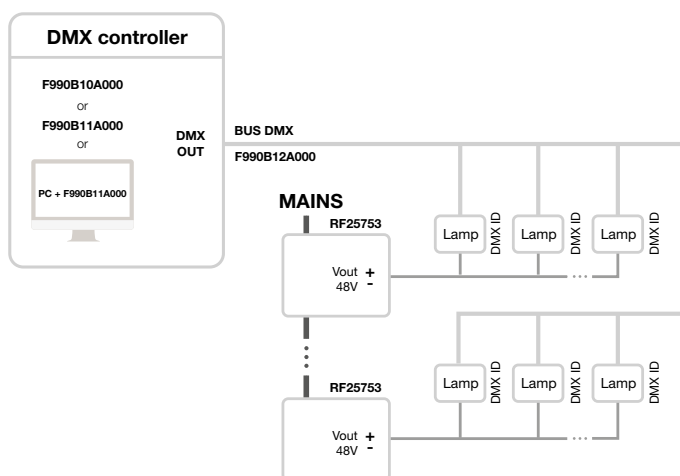
n.6



Technical Schemes

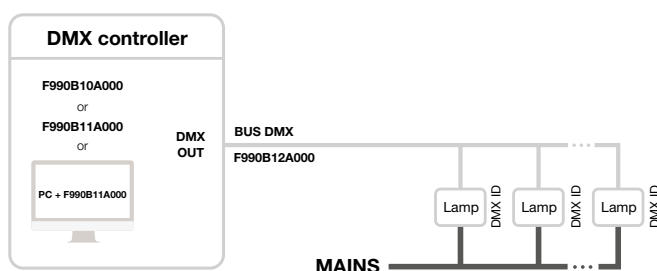
Schaltplan und Beispielinstallation / Wiring Diagram and sample installation.

n.7



Schaltplan und Beispielinstallation / Wiring Diagram and sample installation.

n.8



Hinweis

Verkabelung von LED-Leuchten, die mit Konstantstrom betrieben werden und in Reihe geschaltet sind (Schema 1, 3 und 5): Schließen Sie die Leuchte niemals an eine eingeschaltete Stromversorgung an.

Schließen Sie die Leuchten immer an die Stromversorgung an, und zwar erst, nachdem Sie die Stromversorgung mit dem Netz verbunden haben.

Anschlusspläne: Leuchten mit konstantem Strom müssen immer in Reihe geschaltet werden; Leuchten mit konstanter Spannung müssen immer parallel geschaltet werden.

Achten Sie immer auf die Polarität entsprechend dem Gleichstromsystem.

Stromversorgungen müssen immer mit den Installationsmerkmalen übereinstimmen: Verwenden Sie niemals ein Konstantstromversorgung für eine Leuchte mit konstanter Spannung und umgekehrt.

Bei der Wahl der Stromversorgung muss der tatsächliche Stromverbrauch der Leuchte (Angaben im Katalog) mit einem Zuschlag von 20 % berücksichtigt werden, um eventuelle Verluste bei der Installation zu vermeiden.

LED-Leuchten und -Stromversorgungen sind gegen Störungen auf der Leitung geschützt. Es wird jedoch dringend empfohlen, spezielle Versorgungsleitungen einzurichten, um mögliche plötzliche und starke Störungen (induktive Lasten wie Pumpen oder Entladungslampen) zu vermeiden, die das LED-Modul beschädigen könnten.

Attention

Wiring of LED luminaires run in constant current and connected in series (schemes 1,3 and 5): Never connect the luminaire to a switched on power supply.

Always connect luminaires to the power supply, and only after connect the power supply to the mains.

Connection schemes: Luminaires in constant current must always be connected in series; luminaires in constant tension must always be connected in parallel.

Always respect polarity according to the DC system.

Power Supplies must always match installation features: Never use a constant current power supply on a constant tension luminaire and vice versa.

The choice of the power supply must take into account the real power consumption of the luminaire (data shown in the catalogue) with a 20% increase to face any potential loss on the installation.

LED Luminaires and power supplies are protected against interferences on the line, it is anyway highly recommended to set dedicated feeding lines to avoid any potential sudden and severe interference (inductive loads like pumps or discharge lamps) that are likely to damage the LED module.

Alphabetical Index

A-Rise	464	IC_Light	226
A-Round	454	In Vitro	166
Aimer	688	Kirk	668
Bellhop	286	Klein Pro	336
Belvedere	324	Landlord	268
C-Me	510	Leila	656
Camouflage	392	Lighting In The Rain	260
Casting	298	Marco	436
Caule	234	Mayday	176
Cielo	596	Mile	184
Climber	402	My Way	384
Dooku	768	Outgraze	534
Eclipse	608	Perseo	744
Emma	640	Platter	628
Fenestra	446	Pointbreak	136
Flauta	250	Real Matter	374
Captain Flint	218	Spine	16
Franco	722	Spock	676
Gobi	488	Talia	364
Heavy Metal	414	Tau	584
Hyperion	618	Walkstick	310
I - Ron	256	Zefiro	346

Gewährleistung

ARES s.r.l. garantiert dem Käufer die zufriedenstellende Funktion seiner Produkte für einen Zeitraum von zwei Jahren ab dem Kaufdatum (Rechnungsdatum).

Innerhalb der Garantiezeit werden alle Mängel an ARES s.r.l. -Produkten, die auf Material- oder Verarbeitungsfehler zurückzuführen sind, kostenlos behoben.

ARES s.r.l. behält sich das Recht vor, den Fehler durch Reparatur, Austausch oder Ersatz zu beheben.

Die Garantie deckt nicht ab und der Hersteller haftet nicht für:

Teile und Materialien, die einem ständigen Verschleiß unterliegen; Probleme, die auf äußere Ursachen zurückzuführen sind, wie z. B. Unfall, Missbrauch, Fehlgebrauch, falsche Handhabung, Fahrlässigkeit, Feuer, Diebstahl, Vandalismus, Aufruhr, Explosion, Naturkatastrophen oder andere äußere Ursachen, die nicht mit einem Produktfehler zusammenhängen;

Bedingungen, die auf eine fehlerhafte Installation, falsche Anwendung, extreme Umgebungsbedingungen, die über die in der Produktspezifikation definierten Bedingungen hinausgehen, Unter- oder Überspannungssituationen, Nichteinhaltung der geltenden Anweisungen, unsachgemäße oder unzureichende Handhabung, Versand, Wartung, Fahrlässigkeit, Unfall oder Manipulationen hinweisen;

Inkompatibilität, unsachgemäße Konstruktion, Herstellung, Installation, Betrieb oder Wartung von Produkten, die nicht vom Hersteller geliefert wurden;

Situationen, in denen Betriebsgeräte, Leuchten oder sonstige Teile des Herstellers durch Teile anderer Hersteller ersetzt werden;

Die Qualität der Installation von Produkten des Herstellers hängt vom Installateur dieser Produkte ab. So würden die oben genannten Garantien beispielsweise keine Probleme abdecken, die sich aus den Installationsmethoden eines solchen Installateurs ergeben.

Kleine Mängel, die den Wert oder den Betrieb nur unwesentlich beeinträchtigen.

Die Garantie gilt nicht für andere Ansprüche (z. B. zusätzliche Kosten, die dem Kunden entstehen), es sei denn, sie wurden vom Hersteller schriftlich vereinbart und anerkannt.

Warranty

ARES s.r.l. warrants to the Buyer the satisfactory operation of its products for the period of two years from date of Purchaser's purchase (the invoice date).

Within the warranty period any defects with ARES s.r.l. products as a result of faulty materials or workmanship will be rectified free of charge.

ARES s.r.l. reserves the right to rectify the fault by repair, exchange or replacement.

The warranty does not cover and the manufacturer will not be liable for:

Parts and materials subject to continuous wear;

Problems resulting from external causes such as accident, abuse, misuse, mishandling, negligence, fire, theft, vandalism, riot, explosion, natural disaster, or other external causes unrelated to product defect; Conditions demonstrating faulty installation, misapplication, extreme environmental conditions beyond those defined in the product specification, under/over voltage situations, lack of compliance with applicable instructions, improper or inadequate handling, shipping, maintenance, negligence, accident, or tampering; Incompatibility, improper design, manufacture, installation, operation or maintenance of products not supplied by Manufacturer; Situations in which manufacturer's control gears fixtures and or any parts are replaced with those from other manufacturers; The quality of the installation on Manufacturer products by the installer of those products. For example, the above warranties would not cover problems resulting from such an installer's installation methods. Small defects having a negligible effect in value or operation.

The warranty does not apply to any other claims (for instance additional cost incurred by the customer) unless agreed and accepted by the manufacturer in writing.

Page	Reference	Page	Reference	Page	Reference	Page	Reference	Page	Reference
330	F001A21A001	330	F001B21B001	331	F001C23A001.A	332	F001D22B001.A	332	F001D41B001
330	F001A21A006	330	F001B21B006	331	F001C23A006.A	332	F001D22B006.A	332	F001D41B006
330	F001A21A012	330	F001B21B012	331	F001C23A012.A	332	F001D22B012.A	332	F001D41B012
330	F001A21A018	330	F001B21B018	331	F001C23A018.A	332	F001D22B018.A	332	F001D41B018
330	F001A21A030	330	F001B21B030	331	F001C23A030.A	332	F001D22B030.A	332	F001D41B030
330	F001A21A033	330	F001B21B033	331	F001C23A033.A	332	F001D22B033.A	332	F001D41B033
330	F001A21B001	330	F001B21D001	331	F001C31A001	332	F001D23A001.A	332	F001D42A001
330	F001A21B006	330	F001B21D006	331	F001C31A006	332	F001D23A006.A	332	F001D42A006
330	F001A21B012	330	F001B21D012	331	F001C31A012	332	F001D23A012.A	332	F001D42A012
330	F001A21B018	330	F001B21D018	331	F001C31A018	332	F001D23A018.A	332	F001D42A018
330	F001A21B030	330	F001B21D030	331	F001C31A030	332	F001D23A030.A	332	F001D42A030
330	F001A21B033	330	F001B21D033	331	F001C31A033	332	F001D23A033.A	332	F001D42A033
330	F001A21D001	330	F001B31A001	331	F001C32A001	332	F001D23B001.A	332	F001D42B001
330	F001A21D006	330	F001B31A006	331	F001C32A006	332	F001D23B006.A	332	F001D42B006
330	F001A21D012	330	F001B31A012	331	F001C32A012	332	F001D23B012.A	332	F001D42B012
330	F001A21D018	330	F001B31A018	331	F001C32A018	332	F001D23B018.A	332	F001D42B018
330	F001A21D030	330	F001B31A030	331	F001C32A030	332	F001D23B030.A	332	F001D42B030
330	F001A21D033	330	F001B31A033	331	F001C32A033	332	F001D23B033.A	332	F001D42B033
330	F001A31A001	330	F001B31B001	331	F001C33A001	332	F001D31A001	332	F001D43A001
330	F001A31A006	330	F001B31B006	331	F001C33A006	332	F001D31A006	332	F001D43A006
330	F001A31A012	330	F001B31B012	331	F001C33A012	332	F001D31A012	332	F001D43A012
330	F001A31A018	330	F001B31B018	331	F001C33A018	332	F001D31A018	332	F001D43A018
330	F001A31A030	330	F001B31B030	331	F001C33A030	332	F001D31A030	332	F001D43A030
330	F001A31A033	330	F001B31B033	331	F001C33A033	332	F001D31A033	332	F001D43A033
330	F001A31B001	330	F001B31D001	331	F001C41A001	332	F001D31B001	332	F001D43B001
330	F001A31B006	330	F001B31D006	331	F001C41A006	332	F001D31B006	332	F001D43B006
330	F001A31B012	330	F001B31D012	331	F001C41A012	332	F001D31B012	332	F001D43B012
330	F001A31B018	330	F001B31D018	331	F001C41A018	332	F001D31B018	332	F001D43B018
330	F001A31B030	330	F001B31D030	331	F001C41A030	332	F001D31B030	332	F001D43B030
330	F001A31B033	330	F001B31D033	331	F001C41A033	332	F001D31B033	332	F001D43B033
330	F001A31D001	330	F001B41A001	331	F001C42A001	332	F001D32A001	333	F001E21A001.A
330	F001A31D006	330	F001B41A006	331	F001C42A006	332	F001D32A006	333	F001E21A006.A
330	F001A31D012	330	F001B41A012	331	F001C42A012	332	F001D32A012	333	F001E21A012.A
330	F001A31D018	330	F001B41A018	331	F001C42A018	332	F001D32A018	333	F001E21A018.A
330	F001A31D030	330	F001B41A030	331	F001C42A030	332	F001D32A030	333	F001E21A030.A
330	F001A31D033	330	F001B41A033	331	F001C42A033	332	F001D32A033	333	F001E21A033.A
330	F001A41A001	330	F001B41B001	331	F001C43A001	332	F001D32B001	333	F001E21B001.A
330	F001A41A006	330	F001B41B006	331	F001C43A006	332	F001D32B006	333	F001E21B006.A
330	F001A41A012	330	F001B41B012	331	F001C43A012	332	F001D32B012	333	F001E21B012.A
330	F001A41A018	330	F001B41B018	331	F001C43A018	332	F001D32B018	333	F001E21B018.A
330	F001A41A030	330	F001B41B030	331	F001C43A030	332	F001D32B030	333	F001E21B030.A
330	F001A41A033	330	F001B41B033	331	F001C43A033	332	F001D32B033	333	F001E21B033.A
330	F001A41B001	330	F001B41D001	332	F001D21A001.A	332	F001D33A001	333	F001E21D001.A
330	F001A41B006	330	F001B41D006	332	F001D21A006.A	332	F001D33A006	333	F001E21D006.A
330	F001A41B012	330	F001B41D012	332	F001D21A012.A	332	F001D33A012	333	F001E21D012.A
330	F001A41B018	330	F001B41D018	332	F001D21A018.A	332	F001D33A018	333	F001E21D018.A
330	F001A41B030	330	F001B41D030	332	F001D21A030.A	332	F001D33A030	333	F001E21D030.A
330	F001A41B033	330	F001B41D033	332	F001D21A033.A	332	F001D33A033	333	F001E21D033.A
330	F001A41D001	331	F001C21A001.A	332	F001D21B001.A	332	F001D33B001	333	F001E22A001.A
330	F001A41D006	331	F001C21A006.A	332	F001D21B006.A	332	F001D33B006	333	F001E22A006.A
330	F001A41D012	331	F001C21A012.A	332	F001D21B012.A	332	F001D33B012	333	F001E22A012.A
330	F001A41D018	331	F001C21A018.A	332	F001D21B018.A	332	F001D33B018	333	F001E22A018.A
330	F001A41D030	331	F001C21A030.A	332	F001D21B030.A	332	F001D33B030	333	F001E22A030.A
330	F001A41D033	331	F001C21A033.A	332	F001D21B033.A	332	F001D33B033	333	F001E22A033.A
330	F001B21A001	331	F001C22A001.A	332	F001D22A001.A	332	F001D41A001	333	F001E22B001.A
330	F001B21A006	331	F001C22A006.A	332	F001D22A006.A	332	F001D41A006	333	F001E22B006.A
330	F001B21A012	331	F001C22A012.A	332	F001D22A012.A	332	F001D41A012	333	F001E22B012.A
330	F001B21A018	331	F001C22A018.A	332	F001D22A018.A	332	F001D41A018	333	F001E22B018.A
330	F001B21A030	331	F001C22A030.A	332	F001D22A030.A	332	F001D41A030	333	F001E22B030.A
330	F001B21A033	331	F001C22A033.A	332	F001D22A033.A	332	F001D41A033	333	F001E22B033.A

Page	Reference	Page	Reference	Page	Reference	Page	Reference	Page	Reference
333	F001E22D001.A	333	F001E33A001	333	F001E43B001	334	F001F43A001	335	F001Z010000
333	F001E22D006.A	333	F001E33A006	333	F001E43B006	334	F001F43A006	323	F001Z020000
333	F001E22D012.A	333	F001E33A012	333	F001E43B012	334	F001F43A012	335	F001Z030000
333	F001E22D018.A	333	F001E33A018	333	F001E43B018	334	F001F43A018	335	F001Z040000
333	F001E22D030.A	333	F001E33A030	333	F001E43B030	334	F001F43A030	342	F002A20A001.B
333	F001E22D033.A	333	F001E33A033	333	F001E43B033	334	F001F43A033	342	F002A20A006.B
333	F001E23A001.A	333	F001E33B001	333	F001E43D001	335	F001G21A001.A	342	F002A20A012.B
333	F001E23A006.A	333	F001E33B006	333	F001E43D006	335	F001G21A006.A	342	F002A20A018.B
333	F001E23A012.A	333	F001E33B012	333	F001E43D012	335	F001G21A012.A	342	F002A20A030.B
333	F001E23A018.A	333	F001E33B018	333	F001E43D018	335	F001G21A018.A	342	F002A20A033.B
333	F001E23A030.A	333	F001E33B030	333	F001E43D030	335	F001G21A030.A	342	F002A20B001.B
333	F001E23A033.A	333	F001E33B033	333	F001E43D033	335	F001G21A033.A	342	F002A20B006.B
333	F001E23B001.A	333	F001E33D001	334	F001F21A001.A	335	F001G22A001.A	342	F002A20B012.B
333	F001E23B006.A	333	F001E33D006	334	F001F21A006.A	335	F001G22A006.A	342	F002A20B018.B
333	F001E23B012.A	333	F001E33D012	334	F001F21A012.A	335	F001G22A012.A	342	F002A20B030.B
333	F001E23B018.A	333	F001E33D018	334	F001F21A018.A	335	F001G22A018.A	342	F002A20B033.B
333	F001E23B030.A	333	F001E33D030	334	F001F21A030.A	335	F001G22A030.A	342	F002A20D001.B
333	F001E23B033.A	333	F001E33D033	334	F001F21A033.A	335	F001G22A033.A	342	F002A20D006.B
333	F001E23D001.A	333	F001E41A001	334	F001F22A001.A	335	F001G23A001.A	342	F002A20D012.B
333	F001E23D006.A	333	F001E41A006	334	F001F22A006.A	335	F001G23A006.A	342	F002A20D018.B
333	F001E23D012.A	333	F001E41A012	334	F001F22A012.A	335	F001G23A012.A	342	F002A20D030.B
333	F001E23D018.A	333	F001E41A018	334	F001F22A018.A	335	F001G23A018.A	342	F002A20D033.B
333	F001E23D030.A	333	F001E41A030	334	F001F22A030.A	335	F001G23A030.A	342	F002A21A070.B
333	F001E23D033.A	333	F001E41A033	334	F001F22A033.A	335	F001G23A033.A	342	F002A21A071.B
333	F001E31A001	333	F001E41B001	334	F001F23A001.A	335	F001G31A001	342	F002A21B070.B
333	F001E31A006	333	F001E41B006	334	F001F23A006.A	335	F001G31A006	342	F002A21B071.B
333	F001E31A012	333	F001E41B012	334	F001F23A012.A	335	F001G31A012	342	F002A21D070.B
333	F001E31A018	333	F001E41B018	334	F001F23A018.A	335	F001G31A018	342	F002A21D071.B
333	F001E31A030	333	F001E41B030	334	F001F23A030.A	335	F001G31A030	342	F002A30A001.A
333	F001E31A033	333	F001E41B033	334	F001F23A033.A	335	F001G31A033	342	F002A30A006.A
333	F001E31B001	333	F001E41D001	334	F001F31A001	335	F001G32A001	342	F002A30A012.A
333	F001E31B006	333	F001E41D006	334	F001F31A006	335	F001G32A006	342	F002A30A018.A
333	F001E31B012	333	F001E41D012	334	F001F31A012	335	F001G32A012	342	F002A30A030.A
333	F001E31B018	333	F001E41D018	334	F001F31A018	335	F001G32A018	342	F002A30A033.A
333	F001E31B030	333	F001E41D030	334	F001F31A030	335	F001G32A030	342	F002A30B001.A
333	F001E31B033	333	F001E41D033	334	F001F31A033	335	F001G32A033	342	F002A30B006.A
333	F001E31D001	333	F001E42A001	334	F001F32A001	335	F001G33A001	342	F002A30B012.A
333	F001E31D006	333	F001E42A006	334	F001F32A006	335	F001G33A006	342	F002A30B018.A
333	F001E31D012	333	F001E42A012	334	F001F32A012	335	F001G33A012	342	F002A30B030.A
333	F001E31D018	333	F001E42A018	334	F001F32A018	335	F001G33A018	342	F002A30B033.A
333	F001E31D030	333	F001E42A030	334	F001F32A030	335	F001G33A030	342	F002A30D001.A
333	F001E31D033	333	F001E42A033	334	F001F32A033	335	F001G33A033	342	F002A30D006.A
333	F001E32A001	333	F001E42B001	334	F001F33A001	335	F001G41A001	342	F002A30D012.A
333	F001E32A006	333	F001E42B006	334	F001F33A006	335	F001G41A006	342	F002A30D018.A
333	F001E32A012	333	F001E42B012	334	F001F33A012	335	F001G41A012	342	F002A30D030.A
333	F001E32A018	333	F001E42B018	334	F001F33A018	335	F001G41A018	342	F002A30D033.A
333	F001E32A030	333	F001E42B030	334	F001F33A030	335	F001G41A030	342	F002A31A070.A
333	F001E32A033	333	F001E42B033	334	F001F33A033	335	F001G41A033	342	F002A31A071.A
333	F001E32B001	333	F001E42D001	334	F001F41A001	335	F001G42A001	342	F002A31B070.A
333	F001E32B006	333	F001E42D006	334	F001F41A006	335	F001G42A006	342	F002A31B071.A
333	F001E32B012	333	F001E42D012	334	F001F41A012	335	F001G42A012	342	F002A31D070.A
333	F001E32B018	333	F001E42D018	334	F001F41A018	335	F001G42A018	342	F002A31D071.A
333	F001E32B030	333	F001E42D030	334	F001F41A030	335	F001G42A030	342	F002A40A001.A
333	F001E32B033	333	F001E42D033	334	F001F41A033	335	F001G42A033	342	F002A40A006.A
333	F001E32D001	333	F001E43A001	334	F001F42A001	335	F001G43A001	342	F002A40A012.A
333	F001E32D006	333	F001E43A006	334	F001F42A006	335	F001G43A006	342	F002A40A018.A
333	F001E32D012	333	F001E43A012	334	F001F42A012	335	F001G43A012	342	F002A40A030.A
333	F001E32D018	333	F001E43A018	334	F001F42A018	335	F001G43A018	342	F002A40A033.A
333	F001E32D030	333	F001E43A030	334	F001F42A030	335	F001G43A030	342	F002A40B001.A
333	F001E32D033	333	F001E43A033	334	F001F42A033	335	F001G43A033	342	F002A40B006.A

Page	Reference	Page	Reference	Page	Reference	Page	Reference	Page	Reference
342	F002A40B012.A	343	F002B31B070.A	293	F003A21D030	294	F003B21D006	292	F003C21B033
342	F002A40B018.A	343	F002B31B071.A	293	F003A21D033	294	F003B21D012	292	F003C21B056
342	F002A40B030.A	343	F002B31D070.A	293	F003A21D056	294	F003B21D018	292	F003C21D001
342	F002A40B033.A	343	F002B31D071.A	293	F003A31A001	294	F003B21D030	292	F003C21D006
342	F002A40D001.A	343	F002B40A001.A	293	F003A31A006	294	F003B21D033	292	F003C21D012
342	F002A40D006.A	343	F002B40A006.A	293	F003A31A012	294	F003B21D056	292	F003C21D018
342	F002A40D012.A	343	F002B40A012.A	293	F003A31A018	294	F003B31A001	292	F003C21D030
342	F002A40D018.A	343	F002B40A018.A	293	F003A31A030	294	F003B31A006	292	F003C21D033
342	F002A40D030.A	343	F002B40A030.A	293	F003A31A033	294	F003B31A012	292	F003C21D056
342	F002A40D033.A	343	F002B40A033.A	293	F003A31A056	294	F003B31A018	292	F003C31A001
342	F002A41A070.A	343	F002B40B001.A	293	F003A31B001	294	F003B31A030	292	F003C31A006
342	F002A41A071.A	343	F002B40B006.A	293	F003A31B006	294	F003B31A033	292	F003C31A012
342	F002A41B070.A	343	F002B40B012.A	293	F003A31B012	294	F003B31A056	292	F003C31A018
342	F002A41B071.A	343	F002B40B018.A	293	F003A31B018	294	F003B31B001	292	F003C31A030
342	F002A41D070.A	343	F002B40B030.A	293	F003A31B030	294	F003B31B006	292	F003C31A033
342	F002A41D071.A	343	F002B40B033.A	293	F003A31B033	294	F003B31B012	292	F003C31A056
343	F002B20A001.B	343	F002B40D001.A	293	F003A31B056	294	F003B31B018	292	F003C31B001
343	F002B20A006.B	343	F002B40D006.A	293	F003A31D001	294	F003B31B030	292	F003C31B006
343	F002B20A012.B	343	F002B40D012.A	293	F003A31D006	294	F003B31B033	292	F003C31B012
343	F002B20A018.B	343	F002B40D018.A	293	F003A31D012	294	F003B31B056	292	F003C31B018
343	F002B20A030.B	343	F002B40D030.A	293	F003A31D018	294	F003B31D001	292	F003C31B030
343	F002B20A033.B	343	F002B40D033.A	293	F003A31D030	294	F003B31D006	292	F003C31B033
343	F002B20B001.B	343	F002B41A070.A	293	F003A31D033	294	F003B31D012	292	F003C31B056
343	F002B20B006.B	343	F002B41A071.A	293	F003A31D056	294	F003B31D018	292	F003C31D001
343	F002B20B012.B	343	F002B41B070.A	293	F003A41A001	294	F003B31D030	292	F003C31D006
343	F002B20B018.B	343	F002B41B071.A	293	F003A41A006	294	F003B31D033	292	F003C31D012
343	F002B20B030.B	343	F002B41D070.A	293	F003A41A012	294	F003B31D056	292	F003C31D018
343	F002B20B033.B	343	F002B41D071.A	293	F003A41A018	294	F003B41A001	292	F003C31D030
343	F002B20D001.B	344	F002Z010001.A	293	F003A41A030	294	F003B41A006	292	F003C31D033
343	F002B20D006.B	344	F002Z010006.A	293	F003A41A033	294	F003B41A012	292	F003C31D056
343	F002B20D012.B	344	F002Z010012.A	293	F003A41A056	294	F003B41A018	292	F003C41A001
343	F002B20D018.B	344	F002Z010018.A	293	F003A41B001	294	F003B41A030	292	F003C41A006
343	F002B20D030.B	344	F002Z010030.A	293	F003A41B006	294	F003B41A033	292	F003C41A012
343	F002B20D033.B	344	F002Z010033.A	293	F003A41B012	294	F003B41A056	292	F003C41A018
343	F002B21A070.B	344	F002Z020000	293	F003A41B018	294	F003B41B001	292	F003C41A030
343	F002B21A071.B	344	F002Z030000.A	293	F003A41B030	294	F003B41B006	292	F003C41A033
343	F002B21B070.B	344	F002Z040070.A	293	F003A41B033	294	F003B41B012	292	F003C41A056
343	F002B21B071.B	344	F002Z040071.A	293	F003A41B056	294	F003B41B018	292	F003C41B001
343	F002B21D070.B	344	F002Z040073.A	293	F003A41D001	294	F003B41B030	292	F003C41B006
343	F002B21D071.B	344	F002Z050070.A	293	F003A41D006	294	F003B41B033	292	F003C41B012
343	F002B30A001.A	344	F002Z050071.A	293	F003A41D012	294	F003B41B056	292	F003C41B018
343	F002B30A006.A	344	F002Z050073.A	293	F003A41D018	294	F003B41D001	292	F003C41B030
343	F002B30A012.A	293	F003A21A001	293	F003A41D030	294	F003B41D006	292	F003C41B033
343	F002B30A018.A	293	F003A21A006	293	F003A41D033	294	F003B41D012	292	F003C41B056
343	F002B30A030.A	293	F003A21A012	293	F003A41D056	294	F003B41D018	292	F003C41D001
343	F002B30A033.A	293	F003A21A018	294	F003B21A001	294	F003B41D030	292	F003C41D006
343	F002B30B001.A	293	F003A21A030	294	F003B21A006	294	F003B41D033	292	F003C41D012
343	F002B30B006.A	293	F003A21A033	294	F003B21A012	294	F003B41D056	292	F003C41D018
343	F002B30B012.A	293	F003A21A056	294	F003B21A018	292	F003C21A001	292	F003C41D030
343	F002B30B018.A	293	F003A21B001	294	F003B21A030	292	F003C21A006	292	F003C41D033
343	F002B30B030.A	293	F003A21B006	294	F003B21A033	292	F003C21A012	292	F003C41D056
343	F002B30B033.A	293	F003A21B012	294	F003B21A056	292	F003C21A018	296	F003G21A006
343	F002B30D001.A	293	F003A21B018	294	F003B21B001	292	F003C21A030	296	F003G21A018
343	F002B30D006.A	293	F003A21B030	294	F003B21B006	292	F003C21A033	296	F003G21A033
343	F002B30D012.A	293	F003A21B033	294	F003B21B012	292	F003C21A056	296	F003G21B006
343	F002B30D018.A	293	F003A21B056	294	F003B21B018	292	F003C21B001	296	F003G21B018
343	F002B30D030.A	293	F003A21D001	294	F003B21B030	292	F003C21B006	296	F003G21B033
343	F002B30D033.A	293	F003A21D006	294	F003B21B033	292	F003C21B012	296	F003G21D006
343	F002B31A070.A	293	F003A21D012	294	F003B21B056	292	F003C21B018	296	F003G21D018
343	F002B31A071.A	293	F003A21D018	294	F003B21D001	292	F003C21B030	296	F003G21D033

Page	Reference	Page	Reference	Page	Reference	Page	Reference	Page	Reference
296	F003G31A006	296	F003K31D006	281	F004A35A056	277	F004C30A012	275	F004E31A012
296	F003G31A018	296	F003K31D018	281	F004A35H056	277	F004C30A018	275	F004E31A018
296	F003G31A033	296	F003K31D033	280	F004A36A05601	277	F004C30A030	275	F004E31A030
296	F003G31B006	296	F003K41A006	280	F004A37A05602	277	F004C30A033	275	F004E31A033
296	F003G31B018	296	F003K41A018	280	F004A41A056	277	F004C40A001	275	F004E32A001
296	F003G31B033	296	F003K41A033	280	F004A41H056	277	F004C40A006	275	F004E32A006
296	F003G31D006	296	F003K41B006	280	F004A42A056	277	F004C40A012	275	F004E32A012
296	F003G31D018	296	F003K41B018	280	F004A42H056	277	F004C40A018	275	F004E32A018
296	F003G31D033	296	F003K41B033	280	F004A43A056	277	F004C40A030	275	F004E32A030
296	F003G41A006	296	F003K41D006	280	F004A43H056	277	F004C40A033	275	F004E32A033
296	F003G41A018	296	F003K41D018	281	F004A44A056	274	F004D21A001	275	F004E41A001
296	F003G41A033	296	F003K41D033	281	F004A44H056	274	F004D21A006	275	F004E41A006
296	F003G41B006	295	F003L21A006	281	F004A45A056	274	F004D21A012	275	F004E41A012
296	F003G41B018	295	F003L21A018	281	F004A45H056	274	F004D21A018	275	F004E41A018
296	F003G41B033	295	F003L21A033	280	F004A46A05601	274	F004D21A030	275	F004E41A030
296	F003G41D006	295	F003L21B006	280	F004A47A05602	274	F004D21A033	275	F004E41A033
296	F003G41D018	295	F003L21B018	282	F004B21A056	274	F004D22A001	275	F004E42A001
296	F003G41D033	295	F003L21B033	282	F004B21H056	274	F004D22A006	275	F004E42A006
295	F003H21A006	295	F003L21D006	282	F004B22A056	274	F004D22A012	275	F004E42A012
295	F003H21A018	295	F003L21D018	282	F004B22H056	274	F004D22A018	275	F004E42A018
295	F003H21A033	295	F003L21D033	282	F004B23A056	274	F004D22A030	275	F004E42A030
295	F003H21B006	295	F003L31A006	282	F004B23H056	274	F004D22A033	275	F004E42A033
295	F003H21B018	295	F003L31A018	283	F004B24A056	274	F004D31A001	274	F004F21A071
295	F003H21B033	295	F003L31A033	283	F004B24H056	274	F004D31A006	274	F004F22A071
295	F003H21D006	295	F003L31B006	283	F004B25A056	274	F004D31A012	274	F004F31A071
295	F003H21D018	295	F003L31B018	283	F004B25H056	274	F004D31A018	274	F004F32A071
295	F003H21D033	295	F003L31B033	282	F004B26A05601	274	F004D31A030	274	F004F41A071
295	F003H31A006	295	F003L31D006	282	F004B27A05602	274	F004D31A033	274	F004F42A071
295	F003H31A018	295	F003L31D018	282	F004B31A056	274	F004D32A001	275	F004G21A071
295	F003H31A033	295	F003L31D033	282	F004B31H056	274	F004D32A006	275	F004G22A071.A
295	F003H31B006	295	F003L41A006	282	F004B32A056	274	F004D32A012	275	F004G31A071
295	F003H31B018	295	F003L41A018	282	F004B32H056	274	F004D32A018	275	F004G32A071
295	F003H31B033	295	F003L41A033	282	F004B33A056	274	F004D32A030	275	F004G41A071
295	F003H31D006	295	F003L41B006	282	F004B33H056	274	F004D32A033	275	F004G42A071
295	F003H31D018	295	F003L41B018	283	F004B34A056	274	F004D41A001	277	F004H20A071
295	F003H31D033	295	F003L41B033	283	F004B34H056	274	F004D41A006	277	F004H30A071
295	F003H41A006	295	F003L41D006	283	F004B35A056	274	F004D41A012	277	F004H40A071
295	F003H41A018	295	F003L41D018	283	F004B35H056	274	F004D41A018	276	F004Z010001
295	F003H41A033	295	F003L41D033	282	F004B36A05601	274	F004D41A030	276	F004Z010006
295	F003H41B006	294	F003Z010000	282	F004B37A05602	274	F004D41A033	276	F004Z010012
295	F003H41B018	280	F004A21A056	282	F004B41A056	274	F004D42A001	276	F004Z010018
295	F003H41B033	280	F004A21H056	282	F004B41H056	274	F004D42A006	276	F004Z010030
295	F003H41D006	280	F004A22A056	282	F004B42A056	274	F004D42A012	276	F004Z010033
295	F003H41D018	280	F004A22H056	282	F004B42H056	274	F004D42A018	276	F004Z020001
295	F003H41D033	280	F004A23A056	282	F004B43A056	274	F004D42A030	276	F004Z020006
296	F003K21A006	280	F004A23H056	282	F004B43H056	274	F004D42A033	276	F004Z020012
296	F003K21A018	281	F004A24A056	283	F004B44A056	275	F004E21A001	276	F004Z020018
296	F003K21A033	281	F004A24H056	283	F004B44H056	275	F004E21A006	276	F004Z020030
296	F003K21B006	281	F004A25A056	283	F004B45A056	275	F004E21A012	276	F004Z020033
296	F003K21B018	281	F004A25H056	283	F004B45H056	275	F004E21A018	276	F004Z030001
296	F003K21B033	280	F004A26A05601	282	F004B46A05601	275	F004E21A030	276	F004Z030006
296	F003K21D006	280	F004A27A05602	282	F004B47A05602	275	F004E21A033	276	F004Z030012
296	F003K21D018	280	F004A31A056	277	F004C20A001	275	F004E22A001.A	276	F004Z030018
296	F003K21D033	280	F004A31H056	277	F004C20A006	275	F004E22A006.A	276	F004Z030030
296	F003K31A006	280	F004A32A056	277	F004C20A012	275	F004E22A012.A	276	F004Z030033
296	F003K31A018	280	F004A32H056	277	F004C20A018	275	F004E22A018.A	276	F004Z040001
296	F003K31A033	280	F004A33A056	277	F004C20A030	275	F004E22A030.A	276	F004Z040006
296	F003K31B006	280	F004A33H056	277	F004C20A033	275	F004E22A033.A	276	F004Z040012
296	F003K31B018	281	F004A34A056	277	F004C30A001	275	F004E31A001	276	F004Z040018
296	F003K31B033	281	F004A34H056	277	F004C30A006	275	F004E31A006	276	F004Z040030

Page	Reference	Page	Reference	Page	Reference	Page	Reference	Page	Reference
276	F004Z040033	321	F010B22D033	321	F010B42D033	320	F010H21A033	320	F010J31B033
276	F004Z060000	321	F010B31A001	322	F010C22A001	320	F010H21B001	320	F010J31D001
276	F004Z070000	321	F010B31A006	322	F010C22A006	320	F010H21B006	320	F010J31D006
276	F004Z0A0071	321	F010B31A012	322	F010C22A012	320	F010H21B012	320	F010J31D012
276	F004Z0B0000	321	F010B31A018	322	F010C22A018	320	F010H21B018	320	F010J31D018
276	F004Z0C0000	321	F010B31A030	322	F010C22A030	320	F010H21B030	320	F010J31D030
276	F004Z0D0071	321	F010B31A033	322	F010C22A033	320	F010H21B033	320	F010J31D033
276	F004Z0E0071	321	F010B31B001	322	F010C22B001	320	F010H31A001	320	F010J41A001
276	F004Z0F0071	321	F010B31B006	322	F010C22B006	320	F010H31A006	320	F010J41A006
276	F004Z0H0000	321	F010B31B012	322	F010C22B012	320	F010H31A012	320	F010J41A012
281	F004Z0J0000	321	F010B31B018	322	F010C22B018	320	F010H31A018	320	F010J41A018
283	F004Z0K0000	321	F010B31B030	322	F010C22B030	320	F010H31A030	320	F010J41A030
276	F004Z0L0000	321	F010B31B033	322	F010C22B033	320	F010H31A033	320	F010J41A033
318	F010A20H001	321	F010B32A001	322	F010C22D001	320	F010H31B001	320	F010J41B001
318	F010A20H006	321	F010B32A006	322	F010C22D006	320	F010H31B006	320	F010J41B006
318	F010A20H012	321	F010B32A012	322	F010C22D012	320	F010H31B012	320	F010J41B012
318	F010A20H018	321	F010B32A018	322	F010C22D018	320	F010H31B018	320	F010J41B018
318	F010A20H030	321	F010B32A030	322	F010C22D030	320	F010H31B030	320	F010J41B030
318	F010A20H033	321	F010B32A033	322	F010C22D033	320	F010H31B033	320	F010J41B033
318	F010A30H001	321	F010B32B001	322	F010C32A001	320	F010H41A001	320	F010J41D001
318	F010A30H006	321	F010B32B006	322	F010C32A006	320	F010H41A006	320	F010J41D006
318	F010A30H012	321	F010B32B012	322	F010C32A012	320	F010H41A012	320	F010J41D012
318	F010A30H018	321	F010B32B018	322	F010C32A018	320	F010H41A018	320	F010J41D018
318	F010A30H030	321	F010B32B030	322	F010C32A030	320	F010H41A030	320	F010J41D030
318	F010A30H033	321	F010B32B033	322	F010C32A033	320	F010H41A033	320	F010J41D033
318	F010A40H001	321	F010B32D001	322	F010C32B001	320	F010H41B001	224	F011A21F018.A
318	F010A40H006	321	F010B32D006	322	F010C32B006	320	F010H41B006	224	F011A22F030.A
318	F010A40H012	321	F010B32D012	322	F010C32B012	320	F010H41B012	224	F011A22F037.A
318	F010A40H018	321	F010B32D018	322	F010C32B018	320	F010H41B018	224	F011A23F059.A
318	F010A40H030	321	F010B32D030	322	F010C32B030	320	F010H41B030	224	F011A24F055.A
318	F010A40H033	321	F010B32D033	322	F010C32B033	320	F010H41B033	224	F011A31F018.A
321	F010B21A001	321	F010B41A001	322	F010C32D001	320	F010J21A001	224	F011A32F030.A
321	F010B21A006	321	F010B41A006	322	F010C32D006	320	F010J21A006	224	F011A32F037.A
321	F010B21A012	321	F010B41A012	322	F010C32D012	320	F010J21A012	224	F011A33F059.A
321	F010B21A018	321	F010B41A018	322	F010C32D018	320	F010J21A018	224	F011A34F055.A
321	F010B21A030	321	F010B41A030	322	F010C32D030	320	F010J21A030	224	F011A41F018.A
321	F010B21A033	321	F010B41A033	322	F010C32D033	320	F010J21A033	224	F011A42F030.A
321	F010B21B001	321	F010B41B001	322	F010C42A001	320	F010J21B001	224	F011A42F037.A
321	F010B21B006	321	F010B41B006	322	F010C42A006	320	F010J21B006	224	F011A43F059.A
321	F010B21B012	321	F010B41B012	322	F010C42A012	320	F010J21B012	224	F011A44F055.A
321	F010B21B018	321	F010B41B018	322	F010C42A018	320	F010J21B018	225	F011W20A018
321	F010B21B030	321	F010B41B030	322	F010C42A030	320	F010J21B030	225	F011W20A030
321	F010B21B033	321	F010B41B033	322	F010C42A033	320	F010J21B033	225	F011W20A037
321	F010B22A001	321	F010B42A001	322	F010C42B001	320	F010J21D001	225	F011W20A055
321	F010B22A006	321	F010B42A006	322	F010C42B006	320	F010J21D006	225	F011W20A059
321	F010B22A012	321	F010B42A012	322	F010C42B012	320	F010J21D012	225	F011W20B018
321	F010B22A018	321	F010B42A018	322	F010C42B018	320	F010J21D018	225	F011W20B030
321	F010B22A030	321	F010B42A030	322	F010C42B030	320	F010J21D030	225	F011W20B037
321	F010B22A033	321	F010B42A033	322	F010C42B033	320	F010J21D033	225	F011W20B055
321	F010B22B001	321	F010B42B001	322	F010C42D001	320	F010J31A001	225	F011W20B059
321	F010B22B006	321	F010B42B006	322	F010C42D006	320	F010J31A006	225	F011W20D018
321	F010B22B012	321	F010B42B012	322	F010C42D012	320	F010J31A012	225	F011W20D030
321	F010B22B018	321	F010B42B018	322	F010C42D018	320	F010J31A018	225	F011W20D037
321	F010B22B030	321	F010B42B030	322	F010C42D030	320	F010J31A030	225	F011W20D055
321	F010B22B033	321	F010B42B033	322	F010C42D033	320	F010J31A033	225	F011W20D059
321	F010B22D001	321	F010B42D001	320	F010H21A001	320	F010J31B001	225	F011W30A018
321	F010B22D006	321	F010B42D006	320	F010H21A006	320	F010J31B006	225	F011W30A030
321	F010B22D012	321	F010B42D012	320	F010H21A012	320	F010J31B012	225	F011W30A037
321	F010B22D018	321	F010B42D018	320	F010H21A018	320	F010J31B018	225	F011W30A055
321	F010B22D030	321	F010B42D030	320	F010H21A030	320	F010J31B030	225	F011W30A059

Page	Reference	Page	Reference	Page	Reference	Page	Reference	Page	Reference
225	F011W30B018	202	F015A23A001	201	F015B22A030	203	F015C34A006	207	F015D23A033
225	F011W30B030	202	F015A23A006	201	F015B22A033	203	F015C34A012	207	F015D23B000
225	F011W30B037	202	F015A23A012	202	F015B23A000	203	F015C34A018	207	F015D23B001
225	F011W30B055	202	F015A23A018	202	F015B23A001	203	F015C34A030	207	F015D23B006
225	F011W30B059	202	F015A23A030	202	F015B23A006	203	F015C34A033	207	F015D23B012
225	F011W30D018	202	F015A23A033	202	F015B23A012	203	F015C44A000	207	F015D23B018
225	F011W30D030	200	F015A31A000	202	F015B23A018	203	F015C44A001	207	F015D23B030
225	F011W30D037	200	F015A31A001	202	F015B23A030	203	F015C44A006	207	F015D23B033
225	F011W30D055	200	F015A31A006	202	F015B23A033	203	F015C44A012	207	F015D23D000
225	F011W30D059	200	F015A31A012	201	F015B31A000	203	F015C44A018	207	F015D23D001
225	F011W40A018	200	F015A31A018	201	F015B31A001	203	F015C44A030	207	F015D23D006
225	F011W40A030	200	F015A31A030	201	F015B31A006	203	F015C44A033	207	F015D23D012
225	F011W40A037	200	F015A31A033	201	F015B31A012	203	F015D21A000	207	F015D23D018
225	F011W40A055	200	F015A32A000	201	F015B31A018	203	F015D21A001	207	F015D23D030
225	F011W40A059	200	F015A32A001	201	F015B31A030	203	F015D21A006	207	F015D23D033
225	F011W40B018	200	F015A32A006	201	F015B31A033	203	F015D21A012	203	F015D31A000
225	F011W40B030	200	F015A32A012	201	F015B32A000	203	F015D21A018	203	F015D31A001
225	F011W40B037	200	F015A32A018	201	F015B32A001	203	F015D21A030	203	F015D31A006
225	F011W40B055	200	F015A32A030	201	F015B32A006	203	F015D21A033	203	F015D31A012
225	F011W40B059	200	F015A32A033	201	F015B32A012	203	F015D21B000	203	F015D31A018
225	F011W40D018	202	F015A33A000	201	F015B32A018	203	F015D21B001	203	F015D31A030
225	F011W40D030	202	F015A33A001	201	F015B32A030	203	F015D21B006	203	F015D31A033
225	F011W40D037	202	F015A33A006	201	F015B32A033	203	F015D21B012	203	F015D31B000
225	F011W40D055	202	F015A33A012	202	F015B33A000	203	F015D21B018	203	F015D31B001
225	F011W40D059	202	F015A33A018	202	F015B33A001	203	F015D21B030	203	F015D31B006
233	F012A01C018.A	202	F015A33A030	202	F015B33A006	203	F015D21B033	203	F015D31B012
233	F012A02C030.A	202	F015A33A033	202	F015B33A012	203	F015D21D000	203	F015D31B018
233	F012A02C037.A	200	F015A41A000	202	F015B33A018	203	F015D21D001	203	F015D31B030
233	F012A03C059.A	200	F015A41A001	202	F015B33A030	203	F015D21D006	203	F015D31B033
233	F012A04C055.A	200	F015A41A006	202	F015B33A033	203	F015D21D012	203	F015D31D000
233	F012B01C018.A	200	F015A41A012	201	F015B41A000	203	F015D21D018	203	F015D31D001
233	F012B02C030.A	200	F015A41A018	201	F015B41A001	203	F015D21D030	203	F015D31D006
233	F012B02C037.A	200	F015A41A030	201	F015B41A006	203	F015D21D033	203	F015D31D012
233	F012B03C059.A	200	F015A41A033	201	F015B41A012	204	F015D22A000	203	F015D31D018
233	F012B04C055.A	200	F015A42A000	201	F015B41A018	204	F015D22A001	203	F015D31D030
232	F012H00C018	200	F015A42A001	201	F015B41A030	204	F015D22A006	203	F015D31D033
232	F012H00C030	200	F015A42A006	201	F015B41A033	204	F015D22A012	204	F015D32A000
232	F012H00C037	200	F015A42A012	201	F015B42A000	204	F015D22A018	204	F015D32A001
232	F012H00C055	200	F015A42A018	201	F015B42A001	204	F015D22A030	204	F015D32A006
232	F012H00C059	200	F015A42A030	201	F015B42A006	204	F015D22A033	204	F015D32A012
232	F012J00C018	200	F015A42A033	201	F015B42A012	204	F015D22B000	204	F015D32A018
232	F012J00C030	202	F015A43A000	201	F015B42A018	204	F015D22B001	204	F015D32A030
232	F012J00C037	202	F015A43A001	201	F015B42A030	204	F015D22B006	204	F015D32A033
232	F012J00C055	202	F015A43A006	201	F015B42A033	204	F015D22B012	204	F015D32B000
232	F012J00C059	202	F015A43A012	202	F015B43A000	204	F015D22B018	204	F015D32B001
200	F015A21A000	202	F015A43A018	202	F015B43A001	204	F015D22B030	204	F015D32B006
200	F015A21A001	202	F015A43A030	202	F015B43A006	204	F015D22B033	204	F015D32B012
200	F015A21A006	202	F015A43A033	202	F015B43A012	204	F015D22D000	204	F015D32B018
200	F015A21A012	201	F015B21A000	202	F015B43A018	204	F015D22D001	204	F015D32B030
200	F015A21A018	201	F015B21A001	202	F015B43A030	204	F015D22D006	204	F015D32B033
200	F015A21A030	201	F015B21A006	202	F015B43A033	204	F015D22D012	204	F015D32D000
200	F015A21A033	201	F015B21A012	203	F015C24A000	204	F015D22D018	204	F015D32D001
200	F015A22A000	201	F015B21A018	203	F015C24A001	204	F015D22D030	204	F015D32D006
200	F015A22A001	201	F015B21A030	203	F015C24A006	204	F015D22D033	204	F015D32D012
200	F015A22A006	201	F015B21A033	203	F015C24A012	207	F015D23A000	204	F015D32D018
200	F015A22A012	201	F015B22A000	203	F015C24A018	207	F015D23A001	204	F015D32D030
200	F015A22A018	201	F015B22A001	203	F015C24A030	207	F015D23A006	204	F015D32D033
200	F015A22A030	201	F015B22A006	203	F015C24A033	207	F015D23A012	207	F015D33A000
200	F015A22A033	201	F015B22A012	203	F015C34A000	207	F015D23A018	207	F015D33A001
202	F015A23A000	201	F015B22A018	203	F015C34A001	207	F015D23A030	207	F015D33A006

Page	Reference	Page	Reference	Page	Reference	Page	Reference	Page	Reference
209	F015F34B006	192	F015G41A018	194	F015J21D018	194	F015J41A018	197	F015K22B018
209	F015F34B012	192	F015G41A030	194	F015J21D030	194	F015J41A030	197	F015K22B030
209	F015F34B018	192	F015G41A033	194	F015J21D033	194	F015J41A033	197	F015K22B033
209	F015F34B030	192	F015G42A001	195	F015J22A001	194	F015J41B001	197	F015K22D001
209	F015F34B033	192	F015G42A006	195	F015J22A006	194	F015J41B006	197	F015K22D006
209	F015F34D000	192	F015G42A012	195	F015J22A012	194	F015J41B012	197	F015K22D012
209	F015F34D001	192	F015G42A018	195	F015J22A018	194	F015J41B018	197	F015K22D018
209	F015F34D006	192	F015G42A030	195	F015J22A030	194	F015J41B030	197	F015K22D030
209	F015F34D012	192	F015G42A033	195	F015J22A033	194	F015J41B033	197	F015K22D033
209	F015F34D018	193	F015H21A001	195	F015J22B001	194	F015J41D001	196	F015K31A001
209	F015F34D030	193	F015H21A006	195	F015J22B006	194	F015J41D006	196	F015K31A006
209	F015F34D033	193	F015H21A012	195	F015J22B012	194	F015J41D012	196	F015K31A012
209	F015F44A000	193	F015H21A018	195	F015J22B018	194	F015J41D018	196	F015K31A018
209	F015F44A001	193	F015H21A030	195	F015J22B030	194	F015J41D030	196	F015K31A030
209	F015F44A006	193	F015H21A033	195	F015J22B033	194	F015J41D033	196	F015K31A033
209	F015F44A012	193	F015H22A001	195	F015J22D001	195	F015J42A001	196	F015K31B001
209	F015F44A018	193	F015H22A006	195	F015J22D006	195	F015J42A006	196	F015K31B006
209	F015F44A030	193	F015H22A012	195	F015J22D012	195	F015J42A012	196	F015K31B012
209	F015F44A033	193	F015H22A018	195	F015J22D018	195	F015J42A018	196	F015K31B018
209	F015F44B000	193	F015H22A030	195	F015J22D030	195	F015J42A030	196	F015K31B030
209	F015F44B001	193	F015H22A033	195	F015J22D033	195	F015J42A033	196	F015K31B033
209	F015F44B006	193	F015H31A001	194	F015J31A001	195	F015J42B001	196	F015K31D001
209	F015F44B012	193	F015H31A006	194	F015J31A006	195	F015J42B006	196	F015K31D006
209	F015F44B018	193	F015H31A012	194	F015J31A012	195	F015J42B012	196	F015K31D012
209	F015F44B030	193	F015H31A018	194	F015J31A018	195	F015J42B018	196	F015K31D018
209	F015F44B033	193	F015H31A030	194	F015J31A030	195	F015J42B030	196	F015K31D030
209	F015F44D000	193	F015H31A033	194	F015J31A033	195	F015J42B033	196	F015K31D033
209	F015F44D001	193	F015H32A001	194	F015J31B001	195	F015J42D001	197	F015K32A001
209	F015F44D006	193	F015H32A006	194	F015J31B006	195	F015J42D006	197	F015K32A006
209	F015F44D012	193	F015H32A012	194	F015J31B012	195	F015J42D012	197	F015K32A012
209	F015F44D018	193	F015H32A018	194	F015J31B018	195	F015J42D018	197	F015K32A018
209	F015F44D030	193	F015H32A030	194	F015J31B030	195	F015J42D030	197	F015K32A030
209	F015F44D033	193	F015H32A033	194	F015J31B033	195	F015J42D033	197	F015K32A033
192	F015G21A001	193	F015H41A001	194	F015J31D001	196	F015K21A001	197	F015K32B001
192	F015G21A006	193	F015H41A006	194	F015J31D006	196	F015K21A006	197	F015K32B006
192	F015G21A012	193	F015H41A012	194	F015J31D012	196	F015K21A012	197	F015K32B012
192	F015G21A018	193	F015H41A018	194	F015J31D018	196	F015K21A018	197	F015K32B018
192	F015G21A030	193	F015H41A030	194	F015J31D030	196	F015K21A030	197	F015K32B030
192	F015G21A033	193	F015H41A033	194	F015J31D033	196	F015K21A033	197	F015K32B033
192	F015G22A001	193	F015H42A001	195	F015J32A001	196	F015K21B001	197	F015K32D001
192	F015G22A006	193	F015H42A006	195	F015J32A006	196	F015K21B006	197	F015K32D006
192	F015G22A012	193	F015H42A012	195	F015J32A012	196	F015K21B012	197	F015K32D012
192	F015G22A018	193	F015H42A018	195	F015J32A018	196	F015K21B018	197	F015K32D018
192	F015G22A030	193	F015H42A030	195	F015J32A030	196	F015K21B030	197	F015K32D030
192	F015G22A033	193	F015H42A033	195	F015J32A033	196	F015K21B033	197	F015K32D033
192	F015G31A001	194	F015J21A001	195	F015J32B001	196	F015K21D001	196	F015K41A001
192	F015G31A006	194	F015J21A006	195	F015J32B006	196	F015K21D006	196	F015K41A006
192	F015G31A012	194	F015J21A012	195	F015J32B012	196	F015K21D012	196	F015K41A012
192	F015G31A018	194	F015J21A018	195	F015J32B018	196	F015K21D018	196	F015K41A018
192	F015G31A030	194	F015J21A030	195	F015J32B030	196	F015K21D030	196	F015K41A030
192	F015G31A033	194	F015J21A033	195	F015J32B033	196	F015K21D033	196	F015K41A033
192	F015G32A001	194	F015J21B001	195	F015J32D001	197	F015K22A001	196	F015K41B001
192	F015G32A006	194	F015J21B006	195	F015J32D006	197	F015K22A006	196	F015K41B006
192	F015G32A012	194	F015J21B012	195	F015J32D012	197	F015K22A012	196	F015K41B012
192	F015G32A018	194	F015J21B018	195	F015J32D018	197	F015K22A018	196	F015K41B018
192	F015G32A030	194	F015J21B030	195	F015J32D030	197	F015K22A030	196	F015K41B030
192	F015G32A033	194	F015J21B033	195	F015J32D033	197	F015K22A033	196	F015K41B033
192	F015G41A001	194	F015J21D001	194	F015J41A001	197	F015K22B001	196	F015K41D001
192	F015G41A006	194	F015J21D006	194	F015J41A006	197	F015K22B006	196	F015K41D006
192	F015G41A012	194	F015J21D012	194	F015J41A012	197	F015K22B012	196	F015K41D012

Page	Reference	Page	Reference	Page	Reference	Page	Reference	Page	Reference
196	F015K41D018	199	F015M20D018	244	F016A21D006	246	F016A32A006	246	F016A42B006
196	F015K41D030	199	F015M20D030	244	F016A21D012	246	F016A32A012	246	F016A42B012
196	F015K41D033	199	F015M20D033	244	F016A21D018	246	F016A32A018	246	F016A42B018
197	F015K42A001	199	F015M30A000	244	F016A21D030	246	F016A32A030	246	F016A42B030
197	F015K42A006	199	F015M30A001	244	F016A21D033	246	F016A32A033	246	F016A42B033
197	F015K42A012	199	F015M30A006	246	F016A22A001	246	F016A32B001	246	F016A42D001
197	F015K42A018	199	F015M30A012	246	F016A22A006	246	F016A32B006	246	F016A42D006
197	F015K42A030	199	F015M30A018	246	F016A22A012	246	F016A32B012	246	F016A42D012
197	F015K42A033	199	F015M30A030	246	F016A22A018	246	F016A32B018	246	F016A42D018
197	F015K42B001	199	F015M30A033	246	F016A22A030	246	F016A32B030	246	F016A42D030
197	F015K42B006	199	F015M30B000	246	F016A22A033	246	F016A32B033	246	F016A42D033
197	F015K42B012	199	F015M30B001	246	F016A22B001	246	F016A32D001	248	F016A43A001
197	F015K42B018	199	F015M30B006	246	F016A22B006	246	F016A32D006	248	F016A43A006
197	F015K42B030	199	F015M30B012	246	F016A22B012	246	F016A32D012	248	F016A43A012
197	F015K42B033	199	F015M30B018	246	F016A22B018	246	F016A32D018	248	F016A43A018
197	F015K42D001	199	F015M30B030	246	F016A22B030	246	F016A32D030	248	F016A43A030
197	F015K42D006	199	F015M30B033	246	F016A22B033	246	F016A32D033	248	F016A43A033
197	F015K42D012	199	F015M30D000	246	F016A22D001	248	F016A33A001	248	F016A43B001
197	F015K42D018	199	F015M30D001	246	F016A22D006	248	F016A33A006	248	F016A43B006
197	F015K42D030	199	F015M30D006	246	F016A22D012	248	F016A33A012	248	F016A43B012
197	F015K42D033	199	F015M30D012	246	F016A22D018	248	F016A33A018	248	F016A43B018
198	F015L20A000	199	F015M30D018	246	F016A22D030	248	F016A33A030	248	F016A43B030
198	F015L20A001	199	F015M30D030	246	F016A22D033	248	F016A33A033	248	F016A43B033
198	F015L20A006	199	F015M30D033	248	F016A23A001	248	F016A33B001	248	F016A43D001
198	F015L20A012	199	F015M40A000	248	F016A23A006	248	F016A33B006	248	F016A43D006
198	F015L20A018	199	F015M40A001	248	F016A23A012	248	F016A33B012	248	F016A43D012
198	F015L20A030	199	F015M40A006	248	F016A23A018	248	F016A33B018	248	F016A43D018
198	F015L20A033	199	F015M40A012	248	F016A23A030	248	F016A33B030	248	F016A43D030
198	F015L30A000	199	F015M40A018	248	F016A23A033	248	F016A33B033	248	F016A43D033
198	F015L30A001	199	F015M40A030	248	F016A23B001	248	F016A33D001	245	F016B21A001
198	F015L30A006	199	F015M40A033	248	F016A23B006	248	F016A33D006	245	F016B21A006
198	F015L30A012	199	F015M40B000	248	F016A23B012	248	F016A33D012	245	F016B21A012
198	F015L30A018	199	F015M40B001	248	F016A23B018	248	F016A33D018	245	F016B21A018
198	F015L30A030	199	F015M40B006	248	F016A23B030	248	F016A33D030	245	F016B21A030
198	F015L30A033	199	F015M40B012	248	F016A23B033	248	F016A33D033	245	F016B21A033
198	F015L40A000	199	F015M40B018	248	F016A23D001	244	F016A41A001	245	F016B21B001
198	F015L40A001	199	F015M40B030	248	F016A23D006	244	F016A41A006	245	F016B21B006
198	F015L40A006	199	F015M40B033	248	F016A23D012	244	F016A41A012	245	F016B21B012
198	F015L40A012	199	F015M40D000	248	F016A23D018	244	F016A41A018	245	F016B21B018
198	F015L40A018	199	F015M40D001	248	F016A23D030	244	F016A41A030	245	F016B21B030
198	F015L40A030	199	F015M40D006	248	F016A23D033	244	F016A41A033	245	F016B21B033
198	F015L40A033	199	F015M40D012	244	F016A31A001	244	F016A41B001	245	F016B21D001
199	F015M20A000	199	F015M40D018	244	F016A31A006	244	F016A41B006	245	F016B21D006
199	F015M20A001	199	F015M40D030	244	F016A31A012	244	F016A41B012	245	F016B21D012
199	F015M20A006	199	F015M40D033	244	F016A31A018	244	F016A41B018	245	F016B21D018
199	F015M20A012	197	F015Z000000	244	F016A31A030	244	F016A41B030	245	F016B21D030
199	F015M20A018	197	F015Z010000	244	F016A31A033	244	F016A41B033	245	F016B21D033
199	F015M20A030	244	F016A21A001	244	F016A31B001	244	F016A41D001	247	F016B22A001
199	F015M20A033	244	F016A21A006	244	F016A31B006	244	F016A41D006	247	F016B22A006
199	F015M20B000	244	F016A21A012	244	F016A31B012	244	F016A41D012	247	F016B22A012
199	F015M20B001	244	F016A21A018	244	F016A31B018	244	F016A41D018	247	F016B22A018
199	F015M20B006	244	F016A21A030	244	F016A31B030	244	F016A41D030	247	F016B22A030
199	F015M20B012	244	F016A21A033	244	F016A31B033	244	F016A41D033	247	F016B22A033
199	F015M20B018	244	F016A21B001	244	F016A31D001	246	F016A42A001	247	F016B22B001
199	F015M20B030	244	F016A21B006	244	F016A31D006	246	F016A42A006	247	F016B22B006
199	F015M20B033	244	F016A21B012	244	F016A31D012	246	F016A42A012	247	F016B22B012
199	F015M20D000	244	F016A21B018	244	F016A31D018	246	F016A42A018	247	F016B22B018
199	F015M20D001	244	F016A21B030	244	F016A31D030	246	F016A42A030	247	F016B22B030
199	F015M20D006	244	F016A21B033	244	F016A31D033	246	F016A42A033	247	F016B22B033
199	F015M20D012	244	F016A21D001	246	F016A32A001	246	F016A42B001	247	F016B22D001

Page	Reference	Page	Reference	Page	Reference	Page	Reference	Page	Reference
247	F016B22D006	249	F016B33A006	249	F016B43B006	243	F016M34K006.A	240	F016N31K006.A
247	F016B22D012	249	F016B33A012	249	F016B43B012	243	F016M34K012.A	240	F016N31K012.A
247	F016B22D018	249	F016B33A018	249	F016B43B018	243	F016M34K018.A	240	F016N31K018.A
247	F016B22D030	249	F016B33A030	249	F016B43B030	243	F016M34K030.A	240	F016N31K030.A
247	F016B22D033	249	F016B33A033	249	F016B43B033	243	F016M34K033.A	240	F016N31K033.A
249	F016B23A001	249	F016B33B001	249	F016B43D001	243	F016M35K001.A	241	F016N32K001.A
249	F016B23A006	249	F016B33B006	249	F016B43D006	243	F016M35K006.A	241	F016N32K006.A
249	F016B23A012	249	F016B33B012	249	F016B43D012	243	F016M35K012.A	241	F016N32K012.A
249	F016B23A018	249	F016B33B018	249	F016B43D018	243	F016M35K018.A	241	F016N32K018.A
249	F016B23A030	249	F016B33B030	249	F016B43D030	243	F016M35K030.A	241	F016N32K030.A
249	F016B23A033	249	F016B33B033	249	F016B43D033	243	F016M35K033.A	241	F016N32K033.A
249	F016B23B001	249	F016B33D001	240	F016M21K001.A	240	F016M41K001.A	242	F016N33K001.A
249	F016B23B006	249	F016B33D006	240	F016M21K006.A	240	F016M41K006.A	242	F016N33K006.A
249	F016B23B012	249	F016B33D012	240	F016M21K012.A	240	F016M41K012.A	242	F016N33K012.A
249	F016B23B018	249	F016B33D018	240	F016M21K018.A	240	F016M41K018.A	242	F016N33K018.A
249	F016B23B030	249	F016B33D030	240	F016M21K030.A	240	F016M41K030.A	242	F016N33K030.A
249	F016B23B033	249	F016B33D033	240	F016M21K033.A	240	F016M41K033.A	242	F016N33K033.A
249	F016B23D001	245	F016B41A001	241	F016M22K001.A	241	F016M42K001.A	240	F016N41K001.A
249	F016B23D006	245	F016B41A006	241	F016M22K006.A	241	F016M42K006.A	240	F016N41K006.A
249	F016B23D012	245	F016B41A012	241	F016M22K012.A	241	F016M42K012.A	240	F016N41K012.A
249	F016B23D018	245	F016B41A018	241	F016M22K018.A	241	F016M42K018.A	240	F016N41K018.A
249	F016B23D030	245	F016B41A030	241	F016M22K030.A	241	F016M42K030.A	240	F016N41K030.A
249	F016B23D033	245	F016B41A033	241	F016M22K033.A	241	F016M42K033.A	240	F016N41K033.A
245	F016B31A001	245	F016B41B001	242	F016M23K001.A	242	F016M43K001.A	241	F016N42K001.A
245	F016B31A006	245	F016B41B006	242	F016M23K006.A	242	F016M43K006.A	241	F016N42K006.A
245	F016B31A012	245	F016B41B012	242	F016M23K012.A	242	F016M43K012.A	241	F016N42K012.A
245	F016B31A018	245	F016B41B018	242	F016M23K018.A	242	F016M43K018.A	241	F016N42K018.A
245	F016B31A030	245	F016B41B030	242	F016M23K030.A	242	F016M43K030.A	241	F016N42K030.A
245	F016B31A033	245	F016B41B033	242	F016M23K033.A	242	F016M43K033.A	241	F016N42K033.A
245	F016B31B001	245	F016B41D001	243	F016M24K001.A	243	F016M44K001.A	242	F016N43K001.A
245	F016B31B006	245	F016B41D006	243	F016M24K006.A	243	F016M44K006.A	242	F016N43K006.A
245	F016B31B012	245	F016B41D012	243	F016M24K012.A	243	F016M44K012.A	242	F016N43K012.A
245	F016B31B018	245	F016B41D018	243	F016M24K018.A	243	F016M44K018.A	242	F016N43K018.A
245	F016B31B030	245	F016B41D030	243	F016M24K030.A	243	F016M44K030.A	242	F016N43K030.A
245	F016B31B033	245	F016B41D033	243	F016M24K033.A	243	F016M44K033.A	242	F016N43K033.A
245	F016B31D001	247	F016B42A001	243	F016M25K001.A	243	F016M45K001.A	249	F016Z000000
245	F016B31D006	247	F016B42A006	243	F016M25K006.A	243	F016M45K006.A	172	F018A21A001
245	F016B31D012	247	F016B42A012	243	F016M25K012.A	243	F016M45K012.A	172	F018A21A012
245	F016B31D018	247	F016B42A018	243	F016M25K018.A	243	F016M45K018.A	172	F018A21A013
245	F016B31D030	247	F016B42A030	243	F016M25K030.A	243	F016M45K030.A	172	F018A21A018
245	F016B31D033	247	F016B42A033	243	F016M25K033.A	243	F016M45K033.A	172	F018A21A025
247	F016B32A001	247	F016B42B001	240	F016M31K001.A	240	F016N21K001.A	172	F018A21A030
247	F016B32A006	247	F016B42B006	240	F016M31K006.A	240	F016N21K006.A	172	F018A21A033
247	F016B32A012	247	F016B42B012	240	F016M31K012.A	240	F016N21K012.A	172	F018A21B001
247	F016B32A018	247	F016B42B018	240	F016M31K018.A	240	F016N21K018.A	172	F018A21B012
247	F016B32A030	247	F016B42B030	240	F016M31K030.A	240	F016N21K030.A	172	F018A21B013
247	F016B32A033	247	F016B42B033	240	F016M31K033.A	240	F016N21K033.A	172	F018A21B018
247	F016B32B001	247	F016B42D001	241	F016M32K001.A	241	F016N22K001.A	172	F018A21B025
247	F016B32B006	247	F016B42D006	241	F016M32K006.A	241	F016N22K006.A	172	F018A21B030
247	F016B32B012	247	F016B42D012	241	F016M32K012.A	241	F016N22K012.A	172	F018A21B033
247	F016B32B018	247	F016B42D018	241	F016M32K018.A	241	F016N22K018.A	172	F018A21D001
247	F016B32B030	247	F016B42D030	241	F016M32K030.A	241	F016N22K030.A	172	F018A21D012
247	F016B32B033	247	F016B42D033	241	F016M32K033.A	241	F016N22K033.A	172	F018A21D013
247	F016B32D001	249	F016B43A001	242	F016M33K001.A	242	F016N23K001.A	172	F018A21D018
247	F016B32D006	249	F016B43A006	242	F016M33K006.A	242	F016N23K006.A	172	F018A21D025
247	F016B32D012	249	F016B43A012	242	F016M33K012.A	242	F016N23K012.A	172	F018A21D030
247	F016B32D018	249	F016B43A018	242	F016M33K018.A	242	F016N23K018.A	172	F018A21D033
247	F016B32D030	249	F016B43A030	242	F016M33K030.A	242	F016N23K030.A	173	F018A22A001
247	F016B32D033	249	F016B43A033	242	F016M33K033.A	242	F016N23K033.A	173	F018A22A012
249	F016B33A001	249	F016B43B001	243	F016M34K001.A	240	F016N31K001.A	173	F018A22A013

Page	Reference	Page	Reference	Page	Reference	Page	Reference	Page	Reference
173	F018A22A018	173	F018A32A001	174	F018B22D025	174	F018C35D012	172	F018E31K030
173	F018A22A025	173	F018A32A012	174	F018B22D030	174	F018C35D013	172	F018E31K033
173	F018A22A030	173	F018A32A013	174	F018B22D033	174	F018C35D018	175	F018Z000000
173	F018A22A033	173	F018A32A018	174	F018B32A001	174	F018C35D025	256	F019A21D001
173	F018A22B001	173	F018A32A025	174	F018B32A012	174	F018C35D030	256	F019A21D006
173	F018A22B012	173	F018A32A030	174	F018B32A013	174	F018C35D033	256	F019A21D012
173	F018A22B013	173	F018A32A033	174	F018B32A018	175	F018D25A001	256	F019A21D018
173	F018A22B018	173	F018A32B001	174	F018B32A025	175	F018D25A012	256	F019A21D030
173	F018A22B025	173	F018A32B012	174	F018B32A030	175	F018D25A013	256	F019A21D033
173	F018A22B030	173	F018A32B013	174	F018B32A033	175	F018D25A018	256	F019A22D001
173	F018A22B033	173	F018A32B018	174	F018B32B001	175	F018D25A025	256	F019A22D006
173	F018A22D001	173	F018A32B025	174	F018B32B012	175	F018D25A030	256	F019A22D012
173	F018A22D012	173	F018A32B030	174	F018B32B013	175	F018D25A033	256	F019A22D018
173	F018A22D013	173	F018A32B033	174	F018B32B018	175	F018D25B001	256	F019A22D030
173	F018A22D018	173	F018A32D001	174	F018B32B025	175	F018D25B012	256	F019A22D033
173	F018A22D025	173	F018A32D012	174	F018B32B030	175	F018D25B013	258	F019A23D001
173	F018A22D030	173	F018A32D013	174	F018B32B033	175	F018D25B018	258	F019A23D006
173	F018A22D033	173	F018A32D018	174	F018B32D001	175	F018D25B025	258	F019A23D012
173	F018A23A001	173	F018A32D025	174	F018B32D012	175	F018D25B030	258	F019A23D018
173	F018A23A012	173	F018A32D030	174	F018B32D013	175	F018D25B033	258	F019A23D030
173	F018A23A013	173	F018A32D033	174	F018B32D018	175	F018D25D001	258	F019A23D033
173	F018A23A018	173	F018A33A001	174	F018B32D025	175	F018D25D012	256	F019A31D001
173	F018A23A025	173	F018A33A012	174	F018B32D030	175	F018D25D013	256	F019A31D006
173	F018A23A030	173	F018A33A013	174	F018B32D033	175	F018D25D018	256	F019A31D012
173	F018A23A033	173	F018A33A018	174	F018C25A001	175	F018D25D025	256	F019A31D018
173	F018A23B001	173	F018A33A025	174	F018C25A012	175	F018D25D030	256	F019A31D030
173	F018A23B012	173	F018A33A030	174	F018C25A013	175	F018D25D033	256	F019A31D033
173	F018A23B013	173	F018A33A033	174	F018C25A018	175	F018D35A001	256	F019A32D001
173	F018A23B018	173	F018A33B001	174	F018C25A025	175	F018D35A012	256	F019A32D006
173	F018A23B025	173	F018A33B012	174	F018C25A030	175	F018D35A013	256	F019A32D012
173	F018A23B030	173	F018A33B013	174	F018C25A033	175	F018D35A018	256	F019A32D018
173	F018A23B033	173	F018A33B018	174	F018C25B001	175	F018D35A025	256	F019A32D030
173	F018A23D001	173	F018A33B025	174	F018C25B012	175	F018D35A030	256	F019A32D033
173	F018A23D012	173	F018A33B030	174	F018C25B013	175	F018D35A033	258	F019A33D001
173	F018A23D013	173	F018A33B033	174	F018C25B018	175	F018D35B001	258	F019A33D006
173	F018A23D018	173	F018A33D001	174	F018C25B025	175	F018D35B012	258	F019A33D012
173	F018A23D025	173	F018A33D012	174	F018C25B030	175	F018D35B013	258	F019A33D018
173	F018A23D030	173	F018A33D013	174	F018C25B033	175	F018D35B018	258	F019A33D030
173	F018A23D033	173	F018A33D018	174	F018C25D001	175	F018D35B025	258	F019A33D033
172	F018A31A001	173	F018A33D025	174	F018C25D012	175	F018D35B030	256	F019A41D001
172	F018A31A012	173	F018A33D030	174	F018C25D013	175	F018D35B033	256	F019A41D006
172	F018A31A013	173	F018A33D033	174	F018C25D018	175	F018D35D001	256	F019A41D012
172	F018A31A018	174	F018B22A001	174	F018C25D025	175	F018D35D012	256	F019A41D018
172	F018A31A025	174	F018B22A012	174	F018C25D030	175	F018D35D013	256	F019A41D030
172	F018A31A030	174	F018B22A013	174	F018C25D033	175	F018D35D018	256	F019A41D033
172	F018A31A033	174	F018B22A018	174	F018C35A001	175	F018D35D025	256	F019A42D001
172	F018A31B001	174	F018B22A025	174	F018C35A012	175	F018D35D030	256	F019A42D006
172	F018A31B012	174	F018B22A030	174	F018C35A013	175	F018D35D033	256	F019A42D012
172	F018A31B013	174	F018B22A033	174	F018C35A018	172	F018E21K001	256	F019A42D018
172	F018A31B018	174	F018B22B001	174	F018C35A025	172	F018E21K012	256	F019A42D030
172	F018A31B025	174	F018B22B012	174	F018C35A030	172	F018E21K013	256	F019A42D033
172	F018A31B030	174	F018B22B013	174	F018C35A033	172	F018E21K018	258	F019A43D001
172	F018A31B033	174	F018B22B018	174	F018C35B001	172	F018E21K025	258	F019A43D006
172	F018A31D001	174	F018B22B025	174	F018C35B012	172	F018E21K030	258	F019A43D012
172	F018A31D012	174	F018B22B030	174	F018C35B013	172	F018E21K033	258	F019A43D018
172	F018A31D013	174	F018B22B033	174	F018C35B018	172	F018E31K001	258	F019A43D030
172	F018A31D018	174	F018B22D001	174	F018C35B025	172	F018E31K012	258	F019A43D033
172	F018A31D025	174	F018B22D012	174	F018C35B030	172	F018E31K013	257	F019B21D001
172	F018A31D030	174	F018B22D013	174	F018C35B033	172	F018E31K018	257	F019B21D006
172	F018A31D033	174	F018B22D018	174	F018C35D001	172	F018E31K025	257	F019B21D012

Page	Reference	Page	Reference	Page	Reference	Page	Reference	Page	Reference
552	F020H4LH018	552	F020J3LH018	562	F021A23A018	559	F021A2EA018	562	F021A33A018
552	F020H4LH030	552	F020J3LH030	562	F021A23A030	559	F021A2EA030	562	F021A33A030
552	F020H4LH033	552	F020J3LH033	562	F021A23A033	559	F021A2EA033	562	F021A33A033
553	F020H4MH001	553	F020J3MH001	564	F021A24A001	561	F021A2FA001	564	F021A34A001
553	F020H4MH006	553	F020J3MH006	564	F021A24A006	561	F021A2FA006	564	F021A34A006
553	F020H4MH012	553	F020J3MH012	564	F021A24A012	561	F021A2FA012	564	F021A34A012
553	F020H4MH018	553	F020J3MH018	564	F021A24A018	561	F021A2FA018	564	F021A34A018
553	F020H4MH030	553	F020J3MH030	564	F021A24A030	561	F021A2FA030	564	F021A34A030
553	F020H4MH033	553	F020J3MH033	564	F021A24A033	561	F021A2FA033	564	F021A34A033
550	F020HTJH001	551	F020J4KH001	558	F021A25A001	563	F021A2GA001	558	F021A35A001
550	F020HTJH006	551	F020J4KH006	558	F021A25A006	563	F021A2GA006	558	F021A35A006
550	F020HTJH012	551	F020J4KH012	558	F021A25A012	563	F021A2GA012	558	F021A35A012
550	F020HTJH018	551	F020J4KH018	558	F021A25A018	563	F021A2GA018	558	F021A35A018
550	F020HTJH030	551	F020J4KH030	558	F021A25A030	563	F021A2GA030	558	F021A35A030
550	F020HTJH033	551	F020J4KH033	558	F021A25A033	563	F021A2GA033	558	F021A35A033
551	F020HTKH001	552	F020J4LH001	560	F021A26A001	565	F021A2HA001	560	F021A36A001
551	F020HTKH006	552	F020J4LH006	560	F021A26A006	565	F021A2HA006	560	F021A36A006
551	F020HTKH012	552	F020J4LH012	560	F021A26A012	565	F021A2HA012	560	F021A36A012
551	F020HTKH018	552	F020J4LH018	560	F021A26A018	565	F021A2HA018	560	F021A36A018
551	F020HTKH030	552	F020J4LH030	560	F021A26A030	565	F021A2HA030	560	F021A36A030
551	F020HTKH033	552	F020J4LH033	560	F021A26A033	565	F021A2HA033	560	F021A36A033
552	F020HTLH001	553	F020J4MH001	562	F021A27A001	559	F021A2JA001	562	F021A37A001
552	F020HTLH006	553	F020J4MH006	562	F021A27A006	559	F021A2JA006	562	F021A37A006
552	F020HTLH012	553	F020J4MH012	562	F021A27A012	559	F021A2JA012	562	F021A37A012
552	F020HTLH018	553	F020J4MH018	562	F021A27A018	559	F021A2JA018	562	F021A37A018
552	F020HTLH030	553	F020J4MH030	562	F021A27A030	559	F021A2JA030	562	F021A37A030
552	F020HTLH033	553	F020J4MH033	562	F021A27A033	559	F021A2JA033	562	F021A37A033
553	F020HTMH001	551	F020JTKH001	564	F021A28A001	561	F021A2KA001	564	F021A38A001
553	F020HTMH006	551	F020JTKH006	564	F021A28A006	561	F021A2KA006	564	F021A38A006
553	F020HTMH012	551	F020JTKH012	564	F021A28A012	561	F021A2KA012	564	F021A38A012
553	F020HTMH018	551	F020JTKH018	564	F021A28A018	561	F021A2KA018	564	F021A38A018
553	F020HTMH030	551	F020JTKH030	564	F021A28A030	561	F021A2KA030	564	F021A38A030
553	F020HTMH033	551	F020JTKH033	564	F021A28A033	561	F021A2KA033	564	F021A38A033
551	F020J2KH001	552	F020JTLH001	558	F021A2AA001	563	F021A2LA001	558	F021A3AA001
551	F020J2KH006	552	F020JTLH006	558	F021A2AA006	563	F021A2LA006	558	F021A3AA006
551	F020J2KH012	552	F020JTLH012	558	F021A2AA012	563	F021A2LA012	558	F021A3AA012
551	F020J2KH018	552	F020JTLH018	558	F021A2AA018	563	F021A2LA018	558	F021A3AA018
551	F020J2KH030	552	F020JTLH030	558	F021A2AA030	563	F021A2LA030	558	F021A3AA030
551	F020J2KH033	552	F020JTLH033	558	F021A2AA033	563	F021A2LA033	558	F021A3AA033
552	F020J2LH001	553	F020JTMH001	561	F021A2BA001	565	F021A2MA001	561	F021A3BA001
552	F020J2LH006	553	F020JTMH006	561	F021A2BA006	565	F021A2MA006	561	F021A3BA006
552	F020J2LH012	553	F020JTMH012	561	F021A2BA012	565	F021A2MA012	561	F021A3BA012
552	F020J2LH018	553	F020JTMH018	561	F021A2BA018	565	F021A2MA018	561	F021A3BA018
552	F020J2LH030	553	F020JTMH030	561	F021A2BA030	565	F021A2MA030	561	F021A3BA030
552	F020J2LH033	553	F020JTMH033	561	F021A2BA033	565	F021A2MA033	561	F021A3BA033
553	F020J2MH001	558	F021A21A001	563	F021A2CA001	558	F021A31A001	563	F021A3CA001
553	F020J2MH006	558	F021A21A006	563	F021A2CA006	558	F021A31A006	563	F021A3CA006
553	F020J2MH012	558	F021A21A012	563	F021A2CA012	558	F021A31A012	563	F021A3CA012
553	F020J2MH018	558	F021A21A018	563	F021A2CA018	558	F021A31A018	563	F021A3CA018
553	F020J2MH030	558	F021A21A030	563	F021A2CA030	558	F021A31A030	563	F021A3CA030
553	F020J2MH033	558	F021A21A033	563	F021A2CA033	558	F021A31A033	563	F021A3CA033
551	F020J3KH001	560	F021A22A001	565	F021A2DA001	560	F021A32A001	565	F021A3DA001
551	F020J3KH006	560	F021A22A006	565	F021A2DA006	560	F021A32A006	565	F021A3DA006
551	F020J3KH012	560	F021A22A012	565	F021A2DA012	560	F021A32A012	565	F021A3DA012
551	F020J3KH018	560	F021A22A018	565	F021A2DA018	560	F021A32A018	565	F021A3DA018
551	F020J3KH030	560	F021A22A030	565	F021A2DA030	560	F021A32A030	565	F021A3DA030
551	F020J3KH033	560	F021A22A033	565	F021A2DA033	560	F021A32A033	565	F021A3DA033
552	F020J3LH001	562	F021A23A001	559	F021A2EA001	562	F021A33A001	559	F021A3EA001
552	F020J3LH006	562	F021A23A006	559	F021A2EA006	562	F021A33A006	559	F021A3EA006
552	F020J3LH012	562	F021A23A012	559	F021A2EA012	562	F021A33A012	559	F021A3EA012

Page	Reference	Page	Reference	Page	Reference	Page	Reference	Page	Reference
559	F021A3EA018	562	F021A43A018	559	F021A4EA018	566	F021B22D018	564	F021B28A018
559	F021A3EA030	562	F021A43A030	559	F021A4EA030	566	F021B22D030	564	F021B28A030
559	F021A3EA033	562	F021A43A033	559	F021A4EA033	566	F021B22D033	564	F021B28A033
561	F021A3FA001	564	F021A44A001	561	F021A4FA001	562	F021B23A001	570	F021B28D001
561	F021A3FA006	564	F021A44A006	561	F021A4FA006	562	F021B23A006	570	F021B28D006
561	F021A3FA012	564	F021A44A012	561	F021A4FA012	562	F021B23A012	570	F021B28D012
561	F021A3FA018	564	F021A44A018	561	F021A4FA018	562	F021B23A018	570	F021B28D018
561	F021A3FA030	564	F021A44A030	561	F021A4FA030	562	F021B23A030	570	F021B28D030
561	F021A3FA033	564	F021A44A033	561	F021A4FA033	562	F021B23A033	570	F021B28D033
563	F021A3GA001	558	F021A45A001	563	F021A4GA001	568	F021B23D001	558	F021B2AA001
563	F021A3GA006	558	F021A45A006	563	F021A4GA006	568	F021B23D006	558	F021B2AA006
563	F021A3GA012	558	F021A45A012	563	F021A4GA012	568	F021B23D012	558	F021B2AA012
563	F021A3GA018	558	F021A45A018	563	F021A4GA018	568	F021B23D018	558	F021B2AA018
563	F021A3GA030	558	F021A45A030	563	F021A4GA030	568	F021B23D030	558	F021B2AA030
563	F021A3GA033	558	F021A45A033	563	F021A4GA033	568	F021B23D033	558	F021B2AA033
565	F021A3HA001	560	F021A46A001	565	F021A4HA001	564	F021B24A001	561	F021B2BA001
565	F021A3HA006	560	F021A46A006	565	F021A4HA006	564	F021B24A006	561	F021B2BA006
565	F021A3HA012	560	F021A46A012	565	F021A4HA012	564	F021B24A012	561	F021B2BA012
565	F021A3HA018	560	F021A46A018	565	F021A4HA018	564	F021B24A018	561	F021B2BA018
565	F021A3HA030	560	F021A46A030	565	F021A4HA030	564	F021B24A030	561	F021B2BA030
565	F021A3HA033	560	F021A46A033	565	F021A4HA033	564	F021B24A033	561	F021B2BA033
559	F021A3JA001	562	F021A47A001	559	F021A4JA001	570	F021B24D001	566	F021B2BD001
559	F021A3JA006	562	F021A47A006	559	F021A4JA006	570	F021B24D006	566	F021B2BD006
559	F021A3JA012	562	F021A47A012	559	F021A4JA012	570	F021B24D012	566	F021B2BD012
559	F021A3JA018	562	F021A47A018	559	F021A4JA018	570	F021B24D018	566	F021B2BD018
559	F021A3JA030	562	F021A47A030	559	F021A4JA030	570	F021B24D030	566	F021B2BD030
559	F021A3JA033	562	F021A47A033	559	F021A4JA033	570	F021B24D033	566	F021B2BD033
561	F021A3KA001	564	F021A48A001	561	F021A4KA001	558	F021B25A001	563	F021B2CA001
561	F021A3KA006	564	F021A48A006	561	F021A4KA006	558	F021B25A006	563	F021B2CA006
561	F021A3KA012	564	F021A48A012	561	F021A4KA012	558	F021B25A012	563	F021B2CA012
561	F021A3KA018	564	F021A48A018	561	F021A4KA018	558	F021B25A018	563	F021B2CA018
561	F021A3KA030	564	F021A48A030	561	F021A4KA030	558	F021B25A030	563	F021B2CA030
561	F021A3KA033	564	F021A48A033	561	F021A4KA033	558	F021B25A033	563	F021B2CA033
563	F021A3LA001	558	F021A49A001	563	F021A4LA001	560	F021B26A001	568	F021B2CD001
563	F021A3LA006	558	F021A49A006	563	F021A4LA006	560	F021B26A006	568	F021B2CD006
563	F021A3LA012	558	F021A49A012	563	F021A4LA012	560	F021B26A012	568	F021B2CD012
563	F021A3LA018	558	F021A49A018	563	F021A4LA018	560	F021B26A018	568	F021B2CD018
563	F021A3LA030	558	F021A49A030	563	F021A4LA030	560	F021B26A030	568	F021B2CD030
563	F021A3LA033	558	F021A49A033	563	F021A4LA033	560	F021B26A033	568	F021B2CD033
565	F021A3MA001	561	F021A4BA001	565	F021A4MA001	566	F021B26D001	565	F021B2DA001
565	F021A3MA006	561	F021A4BA006	565	F021A4MA006	566	F021B26D006	565	F021B2DA006
565	F021A3MA012	561	F021A4BA012	565	F021A4MA012	566	F021B26D012	565	F021B2DA012
565	F021A3MA018	561	F021A4BA018	565	F021A4MA018	566	F021B26D018	565	F021B2DA018
565	F021A3MA030	561	F021A4BA030	565	F021A4MA030	566	F021B26D030	565	F021B2DA030
565	F021A3MA033	561	F021A4BA033	565	F021A4MA033	566	F021B26D033	565	F021B2DA033
558	F021A41A001	563	F021A4CA001	558	F021B21A001	562	F021B27A001	570	F021B2DD001
558	F021A41A006	563	F021A4CA006	558	F021B21A006	562	F021B27A006	570	F021B2DD006
558	F021A41A012	563	F021A4CA012	558	F021B21A012	562	F021B27A012	570	F021B2DD012
558	F021A41A018	563	F021A4CA018	558	F021B21A018	562	F021B27A018	570	F021B2DD018
558	F021A41A030	563	F021A4CA030	558	F021B21A030	562	F021B27A030	570	F021B2DD030
558	F021A41A033	563	F021A4CA033	558	F021B21A033	562	F021B27A033	570	F021B2DD033
560	F021A42A001	565	F021A4DA001	560	F021B22A001	568	F021B27D001	559	F021B2EA001
560	F021A42A006	565	F021A4DA006	560	F021B22A006	568	F021B27D006	559	F021B2EA006
560	F021A42A012	565	F021A4DA012	560	F021B22A012	568	F021B27D012	559	F021B2EA012
560	F021A42A018	565	F021A4DA018	560	F021B22A018	568	F021B27D018	559	F021B2EA018
560	F021A42A030	565	F021A4DA030	560	F021B22A030	568	F021B27D030	559	F021B2EA030
560	F021A42A033	565	F021A4DA033	560	F021B22A033	568	F021B27D033	559	F021B2EA033
562	F021A43A001	559	F021A4EA001	566	F021B22D001	564	F021B28A001	561	F021B2FA001
562	F021A43A006	559	F021A4EA006	566	F021B22D006	564	F021B28A006	561	F021B2FA006
562	F021A43A012	559	F021A4EA012	566	F021B22D012	564	F021B28A012	561	F021B2FA012

Page	Reference	Page	Reference	Page	Reference	Page	Reference	Page	Reference
561	F021B2FA018	569	F021B2LD018	558	F021B35A018	563	F021B3CA018	571	F021B3HD018
561	F021B2FA030	569	F021B2LD030	558	F021B35A030	563	F021B3CA030	571	F021B3HD030
561	F021B2FA033	569	F021B2LD033	558	F021B35A033	563	F021B3CA033	571	F021B3HD033
567	F021B2FD001	565	F021B2MA001	560	F021B36A001	568	F021B3CD001	559	F021B3JA001
567	F021B2FD006	565	F021B2MA006	560	F021B36A006	568	F021B3CD006	559	F021B3JA006
567	F021B2FD012	565	F021B2MA012	560	F021B36A012	568	F021B3CD012	559	F021B3JA012
567	F021B2FD018	565	F021B2MA018	560	F021B36A018	568	F021B3CD018	559	F021B3JA018
567	F021B2FD030	565	F021B2MA030	560	F021B36A030	568	F021B3CD030	559	F021B3JA030
567	F021B2FD033	565	F021B2MA033	560	F021B36A033	568	F021B3CD033	559	F021B3JA033
563	F021B2GA001	571	F021B2MD001	566	F021B36D001	565	F021B3DA001	561	F021B3KA001
563	F021B2GA006	571	F021B2MD006	566	F021B36D006	565	F021B3DA006	561	F021B3KA006
563	F021B2GA012	571	F021B2MD012	566	F021B36D012	565	F021B3DA012	561	F021B3KA012
563	F021B2GA018	571	F021B2MD018	566	F021B36D018	565	F021B3DA018	561	F021B3KA018
563	F021B2GA030	571	F021B2MD030	566	F021B36D030	565	F021B3DA030	561	F021B3KA030
563	F021B2GA033	571	F021B2MD033	566	F021B36D033	565	F021B3DA033	561	F021B3KA033
569	F021B2GD001	558	F021B31A001	562	F021B37A001	570	F021B3DD001	567	F021B3KD001
569	F021B2GD006	558	F021B31A006	562	F021B37A006	570	F021B3DD006	567	F021B3KD006
569	F021B2GD012	558	F021B31A012	562	F021B37A012	570	F021B3DD012	567	F021B3KD012
569	F021B2GD018	558	F021B31A018	562	F021B37A018	570	F021B3DD018	567	F021B3KD018
569	F021B2GD030	558	F021B31A030	562	F021B37A030	570	F021B3DD030	567	F021B3KD030
569	F021B2GD033	558	F021B31A033	562	F021B37A033	570	F021B3DD033	567	F021B3KD033
565	F021B2HA001	560	F021B32A001	568	F021B37D001	559	F021B3EA001	563	F021B3LA001
565	F021B2HA006	560	F021B32A006	568	F021B37D006	559	F021B3EA006	563	F021B3LA006
565	F021B2HA012	560	F021B32A012	568	F021B37D012	559	F021B3EA012	563	F021B3LA012
565	F021B2HA018	560	F021B32A018	568	F021B37D018	559	F021B3EA018	563	F021B3LA018
565	F021B2HA030	560	F021B32A030	568	F021B37D030	559	F021B3EA030	563	F021B3LA030
565	F021B2HA033	560	F021B32A033	568	F021B37D033	559	F021B3EA033	563	F021B3LA033
571	F021B2HD001	566	F021B32D001	564	F021B38A001	561	F021B3FA001	569	F021B3LD001
571	F021B2HD006	566	F021B32D006	564	F021B38A006	561	F021B3FA006	569	F021B3LD006
571	F021B2HD012	566	F021B32D012	564	F021B38A012	561	F021B3FA012	569	F021B3LD012
571	F021B2HD018	566	F021B32D018	564	F021B38A018	561	F021B3FA018	569	F021B3LD018
571	F021B2HD030	566	F021B32D030	564	F021B38A030	561	F021B3FA030	569	F021B3LD030
571	F021B2HD033	566	F021B32D033	564	F021B38A033	561	F021B3FA033	569	F021B3LD033
559	F021B2JA001	562	F021B33A001	570	F021B38D001	567	F021B3FD001	565	F021B3MA001
559	F021B2JA006	562	F021B33A006	570	F021B38D006	567	F021B3FD006	565	F021B3MA006
559	F021B2JA012	562	F021B33A012	570	F021B38D012	567	F021B3FD012	565	F021B3MA012
559	F021B2JA018	562	F021B33A018	570	F021B38D018	567	F021B3FD018	565	F021B3MA018
559	F021B2JA030	562	F021B33A030	570	F021B38D030	567	F021B3FD030	565	F021B3MA030
559	F021B2JA033	562	F021B33A033	570	F021B38D033	567	F021B3FD033	565	F021B3MA033
561	F021B2KA001	568	F021B33D001	558	F021B3AA001	563	F021B3GA001	571	F021B3MD001
561	F021B2KA006	568	F021B33D006	558	F021B3AA006	563	F021B3GA006	571	F021B3MD006
561	F021B2KA012	568	F021B33D012	558	F021B3AA012	563	F021B3GA012	571	F021B3MD012
561	F021B2KA018	568	F021B33D018	558	F021B3AA018	563	F021B3GA018	571	F021B3MD018
561	F021B2KA030	568	F021B33D030	558	F021B3AA030	563	F021B3GA030	571	F021B3MD030
561	F021B2KA033	568	F021B33D033	558	F021B3AA033	563	F021B3GA033	571	F021B3MD033
567	F021B2KD001	564	F021B34A001	561	F021B3BA001	569	F021B3GD001	558	F021B41A001
567	F021B2KD006	564	F021B34A006	561	F021B3BA006	569	F021B3GD006	558	F021B41A006
567	F021B2KD012	564	F021B34A012	561	F021B3BA012	569	F021B3GD012	558	F021B41A012
567	F021B2KD018	564	F021B34A018	561	F021B3BA018	569	F021B3GD018	558	F021B41A018
567	F021B2KD030	564	F021B34A030	561	F021B3BA030	569	F021B3GD030	558	F021B41A030
567	F021B2KD033	564	F021B34A033	561	F021B3BA033	569	F021B3GD033	558	F021B41A033
563	F021B2LA001	570	F021B34D001	566	F021B3BD001	565	F021B3HA001	560	F021B42A001
563	F021B2LA006	570	F021B34D006	566	F021B3BD006	565	F021B3HA006	560	F021B42A006
563	F021B2LA012	570	F021B34D012	566	F021B3BD012	565	F021B3HA012	560	F021B42A012
563	F021B2LA018	570	F021B34D018	566	F021B3BD018	565	F021B3HA018	560	F021B42A018
563	F021B2LA030	570	F021B34D030	566	F021B3BD030	565	F021B3HA030	560	F021B42A030
563	F021B2LA033	570	F021B34D033	566	F021B3BD033	565	F021B3HA033	560	F021B42A033
569	F021B2LD001	558	F021B35A001	563	F021B3CA001	571	F021B3HD001	566	F021B42D001
569	F021B2LD006	558	F021B35A006	563	F021B3CA006	571	F021B3HD006	566	F021B42D006
569	F021B2LD012	558	F021B35A012	563	F021B3CA012	571	F021B3HD012	566	F021B42D012

Page	Reference	Page	Reference	Page	Reference	Page	Reference	Page	Reference
566	F021B42D018	564	F021B48A018	561	F021B4FA018	569	F021B4LD018	566	F021C26D018
566	F021B42D030	564	F021B48A030	561	F021B4FA030	569	F021B4LD030	566	F021C26D030
566	F021B42D033	564	F021B48A033	561	F021B4FA033	569	F021B4LD033	566	F021C26D033
562	F021B43A001	570	F021B48D001	567	F021B4FD001	565	F021B4MA001	562	F021C27A001
562	F021B43A006	570	F021B48D006	567	F021B4FD006	565	F021B4MA006	562	F021C27A006
562	F021B43A012	570	F021B48D012	567	F021B4FD012	565	F021B4MA012	562	F021C27A012
562	F021B43A018	570	F021B48D018	567	F021B4FD018	565	F021B4MA018	562	F021C27A018
562	F021B43A030	570	F021B48D030	567	F021B4FD030	565	F021B4MA030	562	F021C27A030
562	F021B43A033	570	F021B48D033	567	F021B4FD033	565	F021B4MA033	562	F021C27A033
568	F021B43D001	558	F021B4AA001	563	F021B4GA001	571	F021B4MD001	568	F021C27D001
568	F021B43D006	558	F021B4AA006	563	F021B4GA006	571	F021B4MD006	568	F021C27D006
568	F021B43D012	558	F021B4AA012	563	F021B4GA012	571	F021B4MD012	568	F021C27D012
568	F021B43D018	558	F021B4AA018	563	F021B4GA018	571	F021B4MD018	568	F021C27D018
568	F021B43D030	558	F021B4AA030	563	F021B4GA030	571	F021B4MD030	568	F021C27D030
568	F021B43D033	558	F021B4AA033	563	F021B4GA033	571	F021B4MD033	568	F021C27D033
564	F021B44A001	561	F021B4BA001	569	F021B4GD001	560	F021C22A001	564	F021C28A001
564	F021B44A006	561	F021B4BA006	569	F021B4GD006	560	F021C22A006	564	F021C28A006
564	F021B44A012	561	F021B4BA012	569	F021B4GD012	560	F021C22A012	564	F021C28A012
564	F021B44A018	561	F021B4BA018	569	F021B4GD018	560	F021C22A018	564	F021C28A018
564	F021B44A030	561	F021B4BA030	569	F021B4GD030	560	F021C22A030	564	F021C28A030
564	F021B44A033	561	F021B4BA033	569	F021B4GD033	560	F021C22A033	564	F021C28A033
570	F021B44D001	566	F021B4BD001	565	F021B4HA001	566	F021C22D001	570	F021C28D001
570	F021B44D006	566	F021B4BD006	565	F021B4HA006	566	F021C22D006	570	F021C28D006
570	F021B44D012	566	F021B4BD012	565	F021B4HA012	566	F021C22D012	570	F021C28D012
570	F021B44D018	566	F021B4BD018	565	F021B4HA018	566	F021C22D018	570	F021C28D018
570	F021B44D030	566	F021B4BD030	565	F021B4HA030	566	F021C22D030	570	F021C28D030
570	F021B44D033	566	F021B4BD033	565	F021B4HA033	566	F021C22D033	570	F021C28D033
558	F021B45A001	563	F021B4CA001	571	F021B4HD001	562	F021C23A001	561	F021C2BA001
558	F021B45A006	563	F021B4CA006	571	F021B4HD006	562	F021C23A006	561	F021C2BA006
558	F021B45A012	563	F021B4CA012	571	F021B4HD012	562	F021C23A012	561	F021C2BA012
558	F021B45A018	563	F021B4CA018	571	F021B4HD018	562	F021C23A018	561	F021C2BA018
558	F021B45A030	563	F021B4CA030	571	F021B4HD030	562	F021C23A030	561	F021C2BA030
558	F021B45A033	563	F021B4CA033	571	F021B4HD033	562	F021C23A033	561	F021C2BA033
560	F021B46A001	568	F021B4CD001	559	F021B4JA001	568	F021C23D001	566	F021C2BD001
560	F021B46A006	568	F021B4CD006	559	F021B4JA006	568	F021C23D006	566	F021C2BD006
560	F021B46A012	568	F021B4CD012	559	F021B4JA012	568	F021C23D012	566	F021C2BD012
560	F021B46A018	568	F021B4CD018	559	F021B4JA018	568	F021C23D018	566	F021C2BD018
560	F021B46A030	568	F021B4CD030	559	F021B4JA030	568	F021C23D030	566	F021C2BD030
560	F021B46A033	568	F021B4CD033	559	F021B4JA033	568	F021C23D033	566	F021C2BD033
566	F021B46D001	565	F021B4DA001	561	F021B4KA001	564	F021C24A001	563	F021C2CA001
566	F021B46D006	565	F021B4DA006	561	F021B4KA006	564	F021C24A006	563	F021C2CA006
566	F021B46D012	565	F021B4DA012	561	F021B4KA012	564	F021C24A012	563	F021C2CA012
566	F021B46D018	565	F021B4DA018	561	F021B4KA018	564	F021C24A018	563	F021C2CA018
566	F021B46D030	565	F021B4DA030	561	F021B4KA030	564	F021C24A030	563	F021C2CA030
566	F021B46D033	565	F021B4DA033	561	F021B4KA033	564	F021C24A033	563	F021C2CA033
562	F021B47A001	570	F021B4DD001	567	F021B4KD001	570	F021C24D001	568	F021C2CD001
562	F021B47A006	570	F021B4DD006	567	F021B4KD006	570	F021C24D006	568	F021C2CD006
562	F021B47A012	570	F021B4DD012	567	F021B4KD012	570	F021C24D012	568	F021C2CD012
562	F021B47A018	570	F021B4DD018	567	F021B4KD018	570	F021C24D018	568	F021C2CD018
562	F021B47A030	570	F021B4DD030	567	F021B4KD030	570	F021C24D030	568	F021C2CD030
562	F021B47A033	570	F021B4DD033	567	F021B4KD033	570	F021C24D033	568	F021C2CD033
568	F021B47D001	559	F021B4EA001	563	F021B4LA001	560	F021C26A001	565	F021C2DA001
568	F021B47D006	559	F021B4EA006	563	F021B4LA006	560	F021C26A006	565	F021C2DA006
568	F021B47D012	559	F021B4EA012	563	F021B4LA012	560	F021C26A012	565	F021C2DA012
568	F021B47D018	559	F021B4EA018	563	F021B4LA018	560	F021C26A018	565	F021C2DA018
568	F021B47D030	559	F021B4EA030	563	F021B4LA030	560	F021C26A030	565	F021C2DA030
568	F021B47D033	559	F021B4EA033	563	F021B4LA033	560	F021C26A033	565	F021C2DA033
564	F021B48A001	561	F021B4FA001	569	F021B4LD001	566	F021C26D001	570	F021C2DD001
564	F021B48A006	561	F021B4FA006	569	F021B4LD006	566	F021C26D006	570	F021C2DD006
564	F021B48A012	561	F021B4FA012	569	F021B4LD012	566	F021C26D012	570	F021C2DD012

Page	Reference	Page	Reference	Page	Reference	Page	Reference	Page	Reference
566	F021C46D018	570	F021C4DD018	569	F021C4LD018	574	F021G3JA018	575	F021G4LA018
566	F021C46D030	570	F021C4DD030	569	F021C4LD030	574	F021G3JA030	575	F021G4LA030
566	F021C46D033	570	F021C4DD033	569	F021C4LD033	574	F021G3JA033	575	F021G4LA033
562	F021C47A001	561	F021C4FA001	565	F021C4MA001	574	F021G3KA001	576	F021G4LD001
562	F021C47A006	561	F021C4FA006	565	F021C4MA006	574	F021G3KA006	576	F021G4LD006
562	F021C47A012	561	F021C4FA012	565	F021C4MA012	574	F021G3KA012	576	F021G4LD012
562	F021C47A018	561	F021C4FA018	565	F021C4MA018	574	F021G3KA018	576	F021G4LD018
562	F021C47A030	561	F021C4FA030	565	F021C4MA030	574	F021G3KA030	576	F021G4LD030
562	F021C47A033	561	F021C4FA033	565	F021C4MA033	574	F021G3KA033	576	F021G4LD033
568	F021C47D001	567	F021C4FD001	571	F021C4MD001	576	F021G3KD001	575	F021G4MA001
568	F021C47D006	567	F021C4FD006	571	F021C4MD006	576	F021G3KD006	575	F021G4MA006
568	F021C47D012	567	F021C4FD012	571	F021C4MD012	576	F021G3KD012	575	F021G4MA012
568	F021C47D018	567	F021C4FD018	571	F021C4MD018	576	F021G3KD018	575	F021G4MA018
568	F021C47D030	567	F021C4FD030	571	F021C4MD030	576	F021G3KD030	575	F021G4MA030
568	F021C47D033	567	F021C4FD033	571	F021C4MD033	576	F021G3KD033	575	F021G4MA033
564	F021C48A001	563	F021C4GA001	574	F021G2JA001	575	F021G3LA001	577	F021G4MD001
564	F021C48A006	563	F021C4GA006	574	F021G2JA006	575	F021G3LA006	577	F021G4MD006
564	F021C48A012	563	F021C4GA012	574	F021G2JA012	575	F021G3LA012	577	F021G4MD012
564	F021C48A018	563	F021C4GA018	574	F021G2JA018	575	F021G3LA018	577	F021G4MD018
564	F021C48A030	563	F021C4GA030	574	F021G2JA030	575	F021G3LA030	577	F021G4MD030
564	F021C48A033	563	F021C4GA033	574	F021G2JA033	575	F021G3LA033	577	F021G4MD033
570	F021C48D001	569	F021C4GD001	574	F021G2KA001	576	F021G3LD001	574	F021H2JA001
570	F021C48D006	569	F021C4GD006	574	F021G2KA006	576	F021G3LD006	574	F021H2JA006
570	F021C48D012	569	F021C4GD012	574	F021G2KA012	576	F021G3LD012	574	F021H2JA012
570	F021C48D018	569	F021C4GD018	574	F021G2KA018	576	F021G3LD018	574	F021H2JA018
570	F021C48D030	569	F021C4GD030	574	F021G2KA030	576	F021G3LD030	574	F021H2JA030
570	F021C48D033	569	F021C4GD033	574	F021G2KA033	576	F021G3LD033	574	F021H2JA033
561	F021C4BA001	565	F021C4HA001	576	F021G2KD001	575	F021G3MA001	574	F021H2KA001
561	F021C4BA006	565	F021C4HA006	576	F021G2KD006	575	F021G3MA006	574	F021H2KA006
561	F021C4BA012	565	F021C4HA012	576	F021G2KD012	575	F021G3MA012	574	F021H2KA012
561	F021C4BA018	565	F021C4HA018	576	F021G2KD018	575	F021G3MA018	574	F021H2KA018
561	F021C4BA030	565	F021C4HA030	576	F021G2KD030	575	F021G3MA030	574	F021H2KA030
561	F021C4BA033	565	F021C4HA033	576	F021G2KD033	575	F021G3MA033	574	F021H2KA033
566	F021C4BD001	571	F021C4HD001	575	F021G2LA001	577	F021G3MD001	575	F021H2LA001
566	F021C4BD006	571	F021C4HD006	575	F021G2LA006	577	F021G3MD006	575	F021H2LA006
566	F021C4BD012	571	F021C4HD012	575	F021G2LA012	577	F021G3MD012	575	F021H2LA012
566	F021C4BD018	571	F021C4HD018	575	F021G2LA018	577	F021G3MD018	575	F021H2LA018
566	F021C4BD030	571	F021C4HD030	575	F021G2LA030	577	F021G3MD030	575	F021H2LA030
566	F021C4BD033	571	F021C4HD033	575	F021G2LA033	577	F021G3MD033	575	F021H2LA033
563	F021C4CA001	561	F021C4KA001	576	F021G2LD001	574	F021G4JA001	575	F021H2MA001
563	F021C4CA006	561	F021C4KA006	576	F021G2LD006	574	F021G4JA006	575	F021H2MA006
563	F021C4CA012	561	F021C4KA012	576	F021G2LD012	574	F021G4JA012	575	F021H2MA012
563	F021C4CA018	561	F021C4KA018	576	F021G2LD018	574	F021G4JA018	575	F021H2MA018
563	F021C4CA030	561	F021C4KA030	576	F021G2LD030	574	F021G4JA030	575	F021H2MA030
563	F021C4CA033	561	F021C4KA033	576	F021G2LD033	574	F021G4JA033	575	F021H2MA033
568	F021C4CD001	567	F021C4KD001	575	F021G2MA001	574	F021G4KA001	574	F021H3JA001
568	F021C4CD006	567	F021C4KD006	575	F021G2MA006	574	F021G4KA006	574	F021H3JA006
568	F021C4CD012	567	F021C4KD012	575	F021G2MA012	574	F021G4KA012	574	F021H3JA012
568	F021C4CD018	567	F021C4KD018	575	F021G2MA018	574	F021G4KA018	574	F021H3JA018
568	F021C4CD030	567	F021C4KD030	575	F021G2MA030	574	F021G4KA030	574	F021H3JA030
568	F021C4CD033	567	F021C4KD033	575	F021G2MA033	574	F021G4KA033	574	F021H3JA033
565	F021C4DA001	563	F021C4LA001	577	F021G2MD001	576	F021G4KD001	574	F021H3KA001
565	F021C4DA006	563	F021C4LA006	577	F021G2MD006	576	F021G4KD006	574	F021H3KA006
565	F021C4DA012	563	F021C4LA012	577	F021G2MD012	576	F021G4KD012	574	F021H3KA012
565	F021C4DA018	563	F021C4LA018	577	F021G2MD018	576	F021G4KD018	574	F021H3KA018
565	F021C4DA030	563	F021C4LA030	577	F021G2MD030	576	F021G4KD030	574	F021H3KA030
565	F021C4DA033	563	F021C4LA033	577	F021G2MD033	576	F021G4KD033	574	F021H3KA033
570	F021C4DD001	569	F021C4LD001	574	F021G3JA001	575	F021G4LA001	575	F021H3LA001
570	F021C4DD006	569	F021C4LD006	574	F021G3JA006	575	F021G4LA006	575	F021H3LA006
570	F021C4DD012	569	F021C4LD012	574	F021G3JA012	575	F021G4LA012	575	F021H3LA012

Page	Reference	Page	Reference	Page	Reference	Page	Reference	Page	Reference
575	F021H3LA018	575	F021J2MA018	575	F021J4LA018	578	F021LTMD018	573	F021QTKD018
575	F021H3LA030	575	F021J2MA030	575	F021J4LA030	578	F021LTMD030	573	F021QTKD030
575	F021H3LA033	575	F021J2MA033	575	F021J4LA033	578	F021LTMD033	573	F021QTKD033
575	F021H3MA001	577	F021J2MD001	576	F021J4LD001	572	F021MRKJ001	573	F021QTL001
575	F021H3MA006	577	F021J2MD006	576	F021J4LD006	572	F021MRKJ006	573	F021QTL006
575	F021H3MA012	577	F021J2MD012	576	F021J4LD012	572	F021MRKJ012	573	F021QTL012
575	F021H3MA018	577	F021J2MD018	576	F021J4LD018	572	F021MRKJ018	573	F021QTL018
575	F021H3MA030	577	F021J2MD030	576	F021J4LD030	572	F021MRKJ030	573	F021QTL030
575	F021H3MA033	577	F021J2MD033	576	F021J4LD033	572	F021MRKJ033	573	F021QTL033
574	F021H4JA001	574	F021J3KA001	575	F021J4MA001	572	F021MRLJ001	573	F021QTM001
574	F021H4JA006	574	F021J3KA006	575	F021J4MA006	572	F021MRLJ006	573	F021QTM006
574	F021H4JA012	574	F021J3KA012	575	F021J4MA012	572	F021MRLJ012	573	F021QTM012
574	F021H4JA018	574	F021J3KA018	575	F021J4MA018	572	F021MRLJ018	573	F021QTM018
574	F021H4JA030	574	F021J3KA030	575	F021J4MA030	572	F021MRLJ030	573	F021QTM030
574	F021H4JA033	574	F021J3KA033	575	F021J4MA033	572	F021MRLJ033	573	F021QTM033
574	F021H4KA001	576	F021J3KD001	577	F021J4MD001	572	F021MRMJ001	554	F021Z010000
574	F021H4KA006	576	F021J3KD006	577	F021J4MD006	572	F021MRMJ006	579	F021Z020000
574	F021H4KA012	576	F021J3KD012	577	F021J4MD012	572	F021MRMJ012	579	F021Z030000
574	F021H4KA018	576	F021J3KD018	577	F021J4MD018	572	F021MRMJ018	580	F021Z040000
574	F021H4KA030	576	F021J3KD030	577	F021J4MD030	572	F021MRMJ030	580	F021Z050000
574	F021H4KA033	576	F021J3KD033	577	F021J4MD033	572	F021MRMJ033	580	F021Z060000
575	F021H4LA001	575	F021J3LA001	578	F021KTJD001	572	F021MWKJ001	554	F021Z070000
575	F021H4LA006	575	F021J3LA006	578	F021KTJD006	572	F021MWKJ006	554	F021Z090000
575	F021H4LA012	575	F021J3LA012	578	F021KTJD012	572	F021MWKJ012	554	F021Z100000
575	F021H4LA018	575	F021J3LA018	578	F021KTJD018	572	F021MWKJ018	150	F023B2AA001
575	F021H4LA030	575	F021J3LA030	578	F021KTJD030	572	F021MWKJ030	150	F023B2AA006
575	F021H4LA033	575	F021J3LA033	578	F021KTJD033	572	F021MWKJ033	150	F023B2AA012
575	F021H4MA001	576	F021J3LD001	578	F021KTKD001	572	F021MWLJ001	150	F023B2AA018
575	F021H4MA006	576	F021J3LD006	578	F021KTKD006	572	F021MWLJ006	150	F023B2AA030
575	F021H4MA012	576	F021J3LD012	578	F021KTKD012	572	F021MWLJ012	150	F023B2AA033
575	F021H4MA018	576	F021J3LD018	578	F021KTKD018	572	F021MWLJ018	150	F023B2AB001
575	F021H4MA030	576	F021J3LD030	578	F021KTKD030	572	F021MWLJ030	150	F023B2AB006
575	F021H4MA033	576	F021J3LD033	578	F021KTKD033	572	F021MWLJ033	150	F023B2AB012
574	F021J2KA001	575	F021J3MA001	578	F021KTLD001	572	F021MWMJ001	150	F023B2AB018
574	F021J2KA006	575	F021J3MA006	578	F021KTLD006	572	F021MWMJ006	150	F023B2AB030
574	F021J2KA012	575	F021J3MA012	578	F021KTLD012	572	F021MWMJ012	150	F023B2AB033
574	F021J2KA018	575	F021J3MA018	578	F021KTLD018	572	F021MWMJ018	150	F023B2AD001
574	F021J2KA030	575	F021J3MA030	578	F021KTLD030	572	F021MWMJ030	150	F023B2AD006
574	F021J2KA033	575	F021J3MA033	578	F021KTLD033	572	F021MWMJ033	150	F023B2AD012
576	F021J2KD001	577	F021J3MD001	578	F021KTMD001	573	F021PTKD001	150	F023B2AD018
576	F021J2KD006	577	F021J3MD006	578	F021KTMD006	573	F021PTKD006	150	F023B2AD030
576	F021J2KD012	577	F021J3MD012	578	F021KTMD012	573	F021PTKD012	150	F023B2AD033
576	F021J2KD018	577	F021J3MD018	578	F021KTMD018	573	F021PTKD018	150	F023B2BA001
576	F021J2KD030	577	F021J3MD030	578	F021KTMD030	573	F021PTKD030	150	F023B2BA006
576	F021J2KD033	577	F021J3MD033	578	F021KTMD033	573	F021PTKD033	150	F023B2BA012
575	F021J2LA001	574	F021J4KA001	578	F021LTKD001	573	F021PTLD001	150	F023B2BA018
575	F021J2LA006	574	F021J4KA006	578	F021LTKD006	573	F021PTLD006	150	F023B2BA030
575	F021J2LA012	574	F021J4KA012	578	F021LTKD012	573	F021PTLD012	150	F023B2BA033
575	F021J2LA018	574	F021J4KA018	578	F021LTKD018	573	F021PTLD018	150	F023B2BB001
575	F021J2LA030	574	F021J4KA030	578	F021LTKD030	573	F021PTLD030	150	F023B2BB006
575	F021J2LA033	574	F021J4KA033	578	F021LTKD033	573	F021PTLD033	150	F023B2BB012
576	F021J2LD001	576	F021J4KD001	578	F021LTLD001	573	F021PTMD001	150	F023B2BB018
576	F021J2LD006	576	F021J4KD006	578	F021LTLD006	573	F021PTMD006	150	F023B2BB030
576	F021J2LD012	576	F021J4KD012	578	F021LTLD012	573	F021PTMD012	150	F023B2BB033
576	F021J2LD018	576	F021J4KD018	578	F021LTLD018	573	F021PTMD018	150	F023B2BD001
576	F021J2LD030	576	F021J4KD030	578	F021LTLD030	573	F021PTMD030	150	F023B2BD006
576	F021J2LD033	576	F021J4KD033	578	F021LTLD033	573	F021PTMD033	150	F023B2BD012
575	F021J2MA001	575	F021J4LA001	578	F021LTMD001	573	F021QTKD001	150	F023B2BD018
575	F021J2MA006	575	F021J4LA006	578	F021LTMD006	573	F021QTKD006	150	F023B2BD030
575	F021J2MA012	575	F021J4LA012	578	F021LTMD012	573	F021QTKD012	150	F023B2BD033

Page	Reference	Page	Reference	Page	Reference	Page	Reference	Page	Reference
31	F025D2GA012	30	F025D4AA012	32	F025E2DA012	33	F025E3GA012	52	F025F2CA012
31	F025D2GA018	30	F025D4AA018	32	F025E2DA018	33	F025E3GA018	52	F025F2CA018
31	F025D2GA030	30	F025D4AA030	32	F025E2DA030	33	F025E3GA030	52	F025F2CA030
31	F025D2GA033	30	F025D4AA033	32	F025E2DA033	33	F025E3GA033	52	F025F2CA033
31	F025D2HA001	30	F025D4BA001	32	F025E2EA001	33	F025E3HA001	52	F025F3BA001
31	F025D2HA006	30	F025D4BA006	32	F025E2EA006	33	F025E3HA006	52	F025F3BA006
31	F025D2HA012	30	F025D4BA012	32	F025E2EA012	33	F025E3HA012	52	F025F3BA012
31	F025D2HA018	30	F025D4BA018	32	F025E2EA018	33	F025E3HA018	52	F025F3BA018
31	F025D2HA030	30	F025D4BA030	32	F025E2EA030	33	F025E3HA030	52	F025F3BA030
31	F025D2HA033	30	F025D4BA033	32	F025E2EA033	33	F025E3HA033	52	F025F3BA033
30	F025D3AA001	30	F025D4CA001	33	F025E2FA001	32	F025E4BA001	52	F025F3CA001
30	F025D3AA006	30	F025D4CA006	33	F025E2FA006	32	F025E4BA006	52	F025F3CA006
30	F025D3AA012	30	F025D4CA012	33	F025E2FA012	32	F025E4BA012	52	F025F3CA012
30	F025D3AA018	30	F025D4CA018	33	F025E2FA018	32	F025E4BA018	52	F025F3CA018
30	F025D3AA030	30	F025D4CA030	33	F025E2FA030	32	F025E4BA030	52	F025F3CA030
30	F025D3AA033	30	F025D4CA033	33	F025E2FA033	32	F025E4BA033	52	F025F3CA033
30	F025D3BA001	30	F025D4DA001	33	F025E2GA001	32	F025E4CA001	52	F025F4BA001
30	F025D3BA006	30	F025D4DA006	33	F025E2GA006	32	F025E4CA006	52	F025F4BA006
30	F025D3BA012	30	F025D4DA012	33	F025E2GA012	32	F025E4CA012	52	F025F4BA012
30	F025D3BA018	30	F025D4DA018	33	F025E2GA018	32	F025E4CA018	52	F025F4BA018
30	F025D3BA030	30	F025D4DA030	33	F025E2GA030	32	F025E4CA030	52	F025F4BA030
30	F025D3BA033	30	F025D4DA033	33	F025E2GA033	32	F025E4CA033	52	F025F4BA033
30	F025D3CA001	31	F025D4EA001	33	F025E2HA001	32	F025E4DA001	52	F025F4CA001
30	F025D3CA006	31	F025D4EA006	33	F025E2HA006	32	F025E4DA006	52	F025F4CA006
30	F025D3CA012	31	F025D4EA012	33	F025E2HA012	32	F025E4DA012	52	F025F4CA012
30	F025D3CA018	31	F025D4EA018	33	F025E2HA018	32	F025E4DA018	52	F025F4CA018
30	F025D3CA030	31	F025D4EA030	33	F025E2HA030	32	F025E4DA030	52	F025F4CA030
30	F025D3CA033	31	F025D4EA033	33	F025E2HA033	32	F025E4DA033	52	F025F4CA033
30	F025D3DA001	31	F025D4FA001	32	F025E3BA001	32	F025E4EA001	66	F025G2AA001
30	F025D3DA006	31	F025D4FA006	32	F025E3BA006	32	F025E4EA006	66	F025G2AA006
30	F025D3DA012	31	F025D4FA012	32	F025E3BA012	32	F025E4EA012	66	F025G2AA012
30	F025D3DA018	31	F025D4FA018	32	F025E3BA018	32	F025E4EA018	66	F025G2AA018
30	F025D3DA030	31	F025D4FA030	32	F025E3BA030	32	F025E4EA030	66	F025G2AA030
30	F025D3DA033	31	F025D4FA033	32	F025E3BA033	32	F025E4EA033	66	F025G2AA033
31	F025D3EA001	31	F025D4GA001	32	F025E3CA001	33	F025E4FA001	66	F025G2BA001
31	F025D3EA006	31	F025D4GA006	32	F025E3CA006	33	F025E4FA006	66	F025G2BA006
31	F025D3EA012	31	F025D4GA012	32	F025E3CA012	33	F025E4FA012	66	F025G2BA012
31	F025D3EA018	31	F025D4GA018	32	F025E3CA018	33	F025E4FA018	66	F025G2BA018
31	F025D3EA030	31	F025D4GA030	32	F025E3CA030	33	F025E4FA030	66	F025G2BA030
31	F025D3EA033	31	F025D4GA033	32	F025E3CA033	33	F025E4FA033	66	F025G2BA033
31	F025D3FA001	31	F025D4HA001	32	F025E3DA001	33	F025E4GA001	66	F025G2CA001
31	F025D3FA006	31	F025D4HA006	32	F025E3DA006	33	F025E4GA006	66	F025G2CA006
31	F025D3FA012	31	F025D4HA012	32	F025E3DA012	33	F025E4GA012	66	F025G2CA012
31	F025D3FA018	31	F025D4HA018	32	F025E3DA018	33	F025E4GA018	66	F025G2CA018
31	F025D3FA030	31	F025D4HA030	32	F025E3DA030	33	F025E4GA030	66	F025G2CA030
31	F025D3FA033	31	F025D4HA033	32	F025E3DA033	33	F025E4GA033	66	F025G2CA033
31	F025D3GA001	32	F025E2BA001	32	F025E3EA001	33	F025E4HA001	66	F025G2DA001
31	F025D3GA006	32	F025E2BA006	32	F025E3EA006	33	F025E4HA006	66	F025G2DA006
31	F025D3GA012	32	F025E2BA012	32	F025E3EA012	33	F025E4HA012	66	F025G2DA012
31	F025D3GA018	32	F025E2BA018	32	F025E3EA018	33	F025E4HA018	66	F025G2DA018
31	F025D3GA030	32	F025E2BA030	32	F025E3EA030	33	F025E4HA030	66	F025G2DA030
31	F025D3GA033	32	F025E2BA033	32	F025E3EA033	33	F025E4HA033	66	F025G2DA033
31	F025D3HA001	32	F025E2CA001	33	F025E3FA001	52	F025F2BA001	67	F025G2EA001
31	F025D3HA006	32	F025E2CA006	33	F025E3FA006	52	F025F2BA006	67	F025G2EA006
31	F025D3HA012	32	F025E2CA012	33	F025E3FA012	52	F025F2BA012	67	F025G2EA012
31	F025D3HA018	32	F025E2CA018	33	F025E3FA018	52	F025F2BA018	67	F025G2EA018
31	F025D3HA030	32	F025E2CA030	33	F025E3FA030	52	F025F2BA030	67	F025G2EA030
31	F025D3HA033	32	F025E2CA033	33	F025E3FA033	52	F025F2BA033	67	F025G2EA033
30	F025D4AA001	32	F025E2DA001	33	F025E3GA001	52	F025F2CA001	67	F025G2FA001
30	F025D4AA006	32	F025E2DA006	33	F025E3GA006	52	F025F2CA006	67	F025G2FA006

Page	Reference	Page	Reference	Page	Reference	Page	Reference	Page	Reference
67	F025G2FA012	67	F025G3HA012	68	F025H2CA012	69	F025H3FA012	54	F025L2AA012
67	F025G2FA018	67	F025G3HA018	68	F025H2CA018	69	F025H3FA018	54	F025L2AA018
67	F025G2FA030	67	F025G3HA030	68	F025H2CA030	69	F025H3FA030	54	F025L2AA030
67	F025G2FA033	67	F025G3HA033	68	F025H2CA033	69	F025H3FA033	54	F025L2AA033
67	F025G2GA001	66	F025G4AA001	68	F025H2DA001	69	F025H3GA001	54	F025L2BA001
67	F025G2GA006	66	F025G4AA006	68	F025H2DA006	69	F025H3GA006	54	F025L2BA006
67	F025G2GA012	66	F025G4AA012	68	F025H2DA012	69	F025H3GA012	54	F025L2BA012
67	F025G2GA018	66	F025G4AA018	68	F025H2DA018	69	F025H3GA018	54	F025L2BA018
67	F025G2GA030	66	F025G4AA030	68	F025H2DA030	69	F025H3GA030	54	F025L2BA030
67	F025G2GA033	66	F025G4AA033	68	F025H2DA033	69	F025H3GA033	54	F025L2BA033
67	F025G2HA001	66	F025G4BA001	68	F025H2EA001	69	F025H3HA001	54	F025L2CA001
67	F025G2HA006	66	F025G4BA006	68	F025H2EA006	69	F025H3HA006	54	F025L2CA006
67	F025G2HA012	66	F025G4BA012	68	F025H2EA012	69	F025H3HA012	54	F025L2CA012
67	F025G2HA018	66	F025G4BA018	68	F025H2EA018	69	F025H3HA018	54	F025L2CA018
67	F025G2HA030	66	F025G4BA030	68	F025H2EA030	69	F025H3HA030	54	F025L2CA030
67	F025G2HA033	66	F025G4BA033	68	F025H2EA033	69	F025H3HA033	54	F025L2CA033
66	F025G3AA001	66	F025G4CA001	69	F025H2FA001	68	F025H4BA001	54	F025L2DA001
66	F025G3AA006	66	F025G4CA006	69	F025H2FA006	68	F025H4BA006	54	F025L2DA006
66	F025G3AA012	66	F025G4CA012	69	F025H2FA012	68	F025H4BA012	54	F025L2DA012
66	F025G3AA018	66	F025G4CA018	69	F025H2FA018	68	F025H4BA018	54	F025L2DA018
66	F025G3AA030	66	F025G4CA030	69	F025H2FA030	68	F025H4BA030	54	F025L2DA030
66	F025G3AA033	66	F025G4CA033	69	F025H2FA033	68	F025H4BA033	54	F025L2DA033
66	F025G3BA001	66	F025G4DA001	69	F025H2GA001	68	F025H4CA001	55	F025L2EA001
66	F025G3BA006	66	F025G4DA006	69	F025H2GA006	68	F025H4CA006	55	F025L2EA006
66	F025G3BA012	66	F025G4DA012	69	F025H2GA012	68	F025H4CA012	55	F025L2EA012
66	F025G3BA018	66	F025G4DA018	69	F025H2GA018	68	F025H4CA018	55	F025L2EA018
66	F025G3BA030	66	F025G4DA030	69	F025H2GA030	68	F025H4CA030	55	F025L2EA030
66	F025G3BA033	66	F025G4DA033	69	F025H2GA033	68	F025H4CA033	55	F025L2EA033
66	F025G3CA001	67	F025G4EA001	69	F025H2HA001	68	F025H4DA001	55	F025L2FA001
66	F025G3CA006	67	F025G4EA006	69	F025H2HA006	68	F025H4DA006	55	F025L2FA006
66	F025G3CA012	67	F025G4EA012	69	F025H2HA012	68	F025H4DA012	55	F025L2FA012
66	F025G3CA018	67	F025G4EA018	69	F025H2HA018	68	F025H4DA018	55	F025L2FA018
66	F025G3CA030	67	F025G4EA030	69	F025H2HA030	68	F025H4DA030	55	F025L2FA030
66	F025G3CA033	67	F025G4EA033	69	F025H2HA033	68	F025H4DA033	55	F025L2FA033
66	F025G3DA001	67	F025G4FA001	68	F025H3BA001	68	F025H4EA001	55	F025L2GA001
66	F025G3DA006	67	F025G4FA006	68	F025H3BA006	68	F025H4EA006	55	F025L2GA006
66	F025G3DA012	67	F025G4FA012	68	F025H3BA012	68	F025H4EA012	55	F025L2GA012
66	F025G3DA018	67	F025G4FA018	68	F025H3BA018	68	F025H4EA018	55	F025L2GA018
66	F025G3DA030	67	F025G4FA030	68	F025H3BA030	68	F025H4EA030	55	F025L2GA030
66	F025G3DA033	67	F025G4FA033	68	F025H3BA033	68	F025H4EA033	55	F025L2GA033
67	F025G3EA001	67	F025G4GA001	68	F025H3CA001	69	F025H4FA001	55	F025L2HA001
67	F025G3EA006	67	F025G4GA006	68	F025H3CA006	69	F025H4FA006	55	F025L2HA006
67	F025G3EA012	67	F025G4GA012	68	F025H3CA012	69	F025H4FA012	55	F025L2HA012
67	F025G3EA018	67	F025G4GA018	68	F025H3CA018	69	F025H4FA018	55	F025L2HA018
67	F025G3EA030	67	F025G4GA030	68	F025H3CA030	69	F025H4FA030	55	F025L2HA030
67	F025G3EA033	67	F025G4GA033	68	F025H3CA033	69	F025H4FA033	55	F025L2HA033
67	F025G3FA001	67	F025G4HA001	68	F025H3DA001	69	F025H4GA001	54	F025L3AA001
67	F025G3FA006	67	F025G4HA006	68	F025H3DA006	69	F025H4GA006	54	F025L3AA006
67	F025G3FA012	67	F025G4HA012	68	F025H3DA012	69	F025H4GA012	54	F025L3AA012
67	F025G3FA018	67	F025G4HA018	68	F025H3DA018	69	F025H4GA018	54	F025L3AA018
67	F025G3FA030	67	F025G4HA030	68	F025H3DA030	69	F025H4GA030	54	F025L3AA030
67	F025G3FA033	67	F025G4HA033	68	F025H3DA033	69	F025H4GA033	54	F025L3AA033
67	F025G3GA001	68	F025H2BA001	68	F025H3EA001	69	F025H4HA001	54	F025L3BA001
67	F025G3GA006	68	F025H2BA006	68	F025H3EA006	69	F025H4HA006	54	F025L3BA006
67	F025G3GA012	68	F025H2BA012	68	F025H3EA012	69	F025H4HA012	54	F025L3BA012
67	F025G3GA018	68	F025H2BA018	68	F025H3EA018	69	F025H4HA018	54	F025L3BA018
67	F025G3GA030	68	F025H2BA030	68	F025H3EA030	69	F025H4HA030	54	F025L3BA030
67	F025G3GA033	68	F025H2BA033	68	F025H3EA033	69	F025H4HA033	54	F025L3BA033
67	F025G3HA001	68	F025H2CA001	69	F025H3FA001	54	F025L2AA001	54	F025L3CA001
67	F025G3HA006	68	F025H2CA006	69	F025H3FA006	54	F025L2AA006	54	F025L3CA006

Page	Reference	Page	Reference	Page	Reference	Page	Reference	Page	Reference
54	F025L3CA012	55	F025L4EA012	57	F025M2HA012	56	F025M4DA012	82	F025Q4CA012
54	F025L3CA018	55	F025L4EA018	57	F025M2HA018	56	F025M4DA018	82	F025Q4CA018
54	F025L3CA030	55	F025L4EA030	57	F025M2HA030	56	F025M4DA030	82	F025Q4CA030
54	F025L3CA033	55	F025L4EA033	57	F025M2HA033	56	F025M4DA033	82	F025Q4CA033
54	F025L3DA001	55	F025L4FA001	56	F025M3BA001	56	F025M4EA001	96	F025R2AA001
54	F025L3DA006	55	F025L4FA006	56	F025M3BA006	56	F025M4EA006	96	F025R2AA006
54	F025L3DA012	55	F025L4FA012	56	F025M3BA012	56	F025M4EA012	96	F025R2AA012
54	F025L3DA018	55	F025L4FA018	56	F025M3BA018	56	F025M4EA018	96	F025R2AA018
54	F025L3DA030	55	F025L4FA030	56	F025M3BA030	56	F025M4EA030	96	F025R2AA030
54	F025L3DA033	55	F025L4FA033	56	F025M3BA033	56	F025M4EA033	96	F025R2AA033
55	F025L3EA001	55	F025L4GA001	56	F025M3CA001	57	F025M4FA001	96	F025R2BA001
55	F025L3EA006	55	F025L4GA006	56	F025M3CA006	57	F025M4FA006	96	F025R2BA006
55	F025L3EA012	55	F025L4GA012	56	F025M3CA012	57	F025M4FA012	96	F025R2BA012
55	F025L3EA018	55	F025L4GA018	56	F025M3CA018	57	F025M4FA018	96	F025R2BA018
55	F025L3EA030	55	F025L4GA030	56	F025M3CA030	57	F025M4FA030	96	F025R2BA030
55	F025L3EA033	55	F025L4GA033	56	F025M3CA033	57	F025M4FA033	96	F025R2BA033
55	F025L3FA001	55	F025L4HA001	56	F025M3DA001	57	F025M4GA001	96	F025R2CA001
55	F025L3FA006	55	F025L4HA006	56	F025M3DA006	57	F025M4GA006	96	F025R2CA006
55	F025L3FA012	55	F025L4HA012	56	F025M3DA012	57	F025M4GA012	96	F025R2CA012
55	F025L3FA018	55	F025L4HA018	56	F025M3DA018	57	F025M4GA018	96	F025R2CA018
55	F025L3FA030	55	F025L4HA030	56	F025M3DA030	57	F025M4GA030	96	F025R2CA030
55	F025L3FA033	55	F025L4HA033	56	F025M3DA033	57	F025M4GA033	96	F025R2CA033
55	F025L3GA001	56	F025M2BA001	56	F025M3EA001	57	F025M4HA001	96	F025R2DA001
55	F025L3GA006	56	F025M2BA006	56	F025M3EA006	57	F025M4HA006	96	F025R2DA006
55	F025L3GA012	56	F025M2BA012	56	F025M3EA012	57	F025M4HA012	96	F025R2DA012
55	F025L3GA018	56	F025M2BA018	56	F025M3EA018	57	F025M4HA018	96	F025R2DA018
55	F025L3GA030	56	F025M2BA030	56	F025M3EA030	57	F025M4HA030	96	F025R2DA030
55	F025L3GA033	56	F025M2BA033	56	F025M3EA033	57	F025M4HA033	96	F025R2DA033
55	F025L3HA001	56	F025M2CA001	57	F025M3FA001	82	F025Q2BA001	97	F025R2EA001
55	F025L3HA006	56	F025M2CA006	57	F025M3FA006	82	F025Q2BA006	97	F025R2EA006
55	F025L3HA012	56	F025M2CA012	57	F025M3FA012	82	F025Q2BA012	97	F025R2EA012
55	F025L3HA018	56	F025M2CA018	57	F025M3FA018	82	F025Q2BA018	97	F025R2EA018
55	F025L3HA030	56	F025M2CA030	57	F025M3FA030	82	F025Q2BA030	97	F025R2EA030
55	F025L3HA033	56	F025M2CA033	57	F025M3FA033	82	F025Q2BA033	97	F025R2EA033
54	F025L4AA001	56	F025M2DA001	57	F025M3GA001	82	F025Q2CA001	97	F025R2FA001
54	F025L4AA006	56	F025M2DA006	57	F025M3GA006	82	F025Q2CA006	97	F025R2FA006
54	F025L4AA012	56	F025M2DA012	57	F025M3GA012	82	F025Q2CA012	97	F025R2FA012
54	F025L4AA018	56	F025M2DA018	57	F025M3GA018	82	F025Q2CA018	97	F025R2FA018
54	F025L4AA030	56	F025M2DA030	57	F025M3GA030	82	F025Q2CA030	97	F025R2FA030
54	F025L4AA033	56	F025M2DA033	57	F025M3GA033	82	F025Q2CA033	97	F025R2FA033
54	F025L4BA001	56	F025M2EA001	57	F025M3HA001	82	F025Q3BA001	97	F025R2GA001
54	F025L4BA006	56	F025M2EA006	57	F025M3HA006	82	F025Q3BA006	97	F025R2GA006
54	F025L4BA012	56	F025M2EA012	57	F025M3HA012	82	F025Q3BA012	97	F025R2GA012
54	F025L4BA018	56	F025M2EA018	57	F025M3HA018	82	F025Q3BA018	97	F025R2GA018
54	F025L4BA030	56	F025M2EA030	57	F025M3HA030	82	F025Q3BA030	97	F025R2GA030
54	F025L4BA033	56	F025M2EA033	57	F025M3HA033	82	F025Q3BA033	97	F025R2GA033
54	F025L4CA001	57	F025M2FA001	56	F025M4BA001	82	F025Q3CA001	97	F025R2HA001
54	F025L4CA006	57	F025M2FA006	56	F025M4BA006	82	F025Q3CA006	97	F025R2HA006
54	F025L4CA012	57	F025M2FA012	56	F025M4BA012	82	F025Q3CA012	97	F025R2HA012
54	F025L4CA018	57	F025M2FA018	56	F025M4BA018	82	F025Q3CA018	97	F025R2HA018
54	F025L4CA030	57	F025M2FA030	56	F025M4BA030	82	F025Q3CA030	97	F025R2HA030
54	F025L4CA033	57	F025M2FA033	56	F025M4BA033	82	F025Q3CA033	97	F025R2HA033
54	F025L4DA001	57	F025M2GA001	56	F025M4CA001	82	F025Q4BA001	96	F025R3AA001
54	F025L4DA006	57	F025M2GA006	56	F025M4CA006	82	F025Q4BA006	96	F025R3AA006
54	F025L4DA012	57	F025M2GA012	56	F025M4CA012	82	F025Q4BA012	96	F025R3AA012
54	F025L4DA018	57	F025M2GA018	56	F025M4CA018	82	F025Q4BA018	96	F025R3AA018
54	F025L4DA030	57	F025M2GA030	56	F025M4CA030	82	F025Q4BA030	96	F025R3AA030
54	F025L4DA033	57	F025M2GA033	56	F025M4CA033	82	F025Q4BA033	96	F025R3AA033
55	F025L4EA001	57	F025M2HA001	56	F025M4DA001	82	F025Q4CA001	96	F025R3BA001
55	F025L4EA006	57	F025M2HA006	56	F025M4DA006	82	F025Q4CA006	96	F025R3BA006

Page	Reference	Page	Reference	Page	Reference	Page	Reference	Page	Reference
96	F025R3BA012	96	F025R4DA012	99	F025S2GA012	98	F025S4CA012	85	F025V2EA012
96	F025R3BA018	96	F025R4DA018	99	F025S2GA018	98	F025S4CA018	85	F025V2EA018
96	F025R3BA030	96	F025R4DA030	99	F025S2GA030	98	F025S4CA030	85	F025V2EA030
96	F025R3BA033	96	F025R4DA033	99	F025S2GA033	98	F025S4CA033	85	F025V2EA033
96	F025R3CA001	97	F025R4EA001	99	F025S2HA001	98	F025S4DA001	85	F025V2FA001
96	F025R3CA006	97	F025R4EA006	99	F025S2HA006	98	F025S4DA006	85	F025V2FA006
96	F025R3CA012	97	F025R4EA012	99	F025S2HA012	98	F025S4DA012	85	F025V2FA012
96	F025R3CA018	97	F025R4EA018	99	F025S2HA018	98	F025S4DA018	85	F025V2FA018
96	F025R3CA030	97	F025R4EA030	99	F025S2HA030	98	F025S4DA030	85	F025V2FA030
96	F025R3CA033	97	F025R4EA033	99	F025S2HA033	98	F025S4DA033	85	F025V2FA033
96	F025R3DA001	97	F025R4FA001	98	F025S3BA001	98	F025S4EA001	85	F025V2GA001
96	F025R3DA006	97	F025R4FA006	98	F025S3BA006	98	F025S4EA006	85	F025V2GA006
96	F025R3DA012	97	F025R4FA012	98	F025S3BA012	98	F025S4EA012	85	F025V2GA012
96	F025R3DA018	97	F025R4FA018	98	F025S3BA018	98	F025S4EA018	85	F025V2GA018
96	F025R3DA030	97	F025R4FA030	98	F025S3BA030	98	F025S4EA030	85	F025V2GA030
96	F025R3DA033	97	F025R4FA033	98	F025S3BA033	98	F025S4EA033	85	F025V2GA033
97	F025R3EA001	97	F025R4GA001	98	F025S3CA001	99	F025S4FA001	85	F025V2HA001
97	F025R3EA006	97	F025R4GA006	98	F025S3CA006	99	F025S4FA006	85	F025V2HA006
97	F025R3EA012	97	F025R4GA012	98	F025S3CA012	99	F025S4FA012	85	F025V2HA012
97	F025R3EA018	97	F025R4GA018	98	F025S3CA018	99	F025S4FA018	85	F025V2HA018
97	F025R3EA030	97	F025R4GA030	98	F025S3CA030	99	F025S4FA030	85	F025V2HA030
97	F025R3EA033	97	F025R4GA033	98	F025S3CA033	99	F025S4FA033	85	F025V2HA033
97	F025R3FA001	97	F025R4HA001	98	F025S3DA001	99	F025S4GA001	84	F025V3AA001
97	F025R3FA006	97	F025R4HA006	98	F025S3DA006	99	F025S4GA006	84	F025V3AA006
97	F025R3FA012	97	F025R4HA012	98	F025S3DA012	99	F025S4GA012	84	F025V3AA012
97	F025R3FA018	97	F025R4HA018	98	F025S3DA018	99	F025S4GA018	84	F025V3AA018
97	F025R3FA030	97	F025R4HA030	98	F025S3DA030	99	F025S4GA030	84	F025V3AA030
97	F025R3FA033	97	F025R4HA033	98	F025S3DA033	99	F025S4GA033	84	F025V3AA033
97	F025R3GA001	98	F025S2BA001	98	F025S3EA001	99	F025S4HA001	84	F025V3BA001
97	F025R3GA006	98	F025S2BA006	98	F025S3EA006	99	F025S4HA006	84	F025V3BA006
97	F025R3GA012	98	F025S2BA012	98	F025S3EA012	99	F025S4HA012	84	F025V3BA012
97	F025R3GA018	98	F025S2BA018	98	F025S3EA018	99	F025S4HA018	84	F025V3BA018
97	F025R3GA030	98	F025S2BA030	98	F025S3EA030	99	F025S4HA030	84	F025V3BA030
97	F025R3GA033	98	F025S2BA033	98	F025S3EA033	99	F025S4HA033	84	F025V3BA033
97	F025R3HA001	98	F025S2CA001	99	F025S3FA001	84	F025V2AA001	84	F025V3CA001
97	F025R3HA006	98	F025S2CA006	99	F025S3FA006	84	F025V2AA006	84	F025V3CA006
97	F025R3HA012	98	F025S2CA012	99	F025S3FA012	84	F025V2AA012	84	F025V3CA012
97	F025R3HA018	98	F025S2CA018	99	F025S3FA018	84	F025V2AA018	84	F025V3CA018
97	F025R3HA030	98	F025S2CA030	99	F025S3FA030	84	F025V2AA030	84	F025V3CA030
97	F025R3HA033	98	F025S2CA033	99	F025S3FA033	84	F025V2AA033	84	F025V3CA033
96	F025R4AA001	98	F025S2DA001	99	F025S3GA001	84	F025V2BA001	84	F025V3DA001
96	F025R4AA006	98	F025S2DA006	99	F025S3GA006	84	F025V2BA006	84	F025V3DA006
96	F025R4AA012	98	F025S2DA012	99	F025S3GA012	84	F025V2BA012	84	F025V3DA012
96	F025R4AA018	98	F025S2DA018	99	F025S3GA018	84	F025V2BA018	84	F025V3DA018
96	F025R4AA030	98	F025S2DA030	99	F025S3GA030	84	F025V2BA030	84	F025V3DA030
96	F025R4AA033	98	F025S2DA033	99	F025S3GA033	84	F025V2BA033	84	F025V3DA033
96	F025R4BA001	98	F025S2EA001	99	F025S3HA001	84	F025V2CA001	85	F025V3EA001
96	F025R4BA006	98	F025S2EA006	99	F025S3HA006	84	F025V2CA006	85	F025V3EA006
96	F025R4BA012	98	F025S2EA012	99	F025S3HA012	84	F025V2CA012	85	F025V3EA012
96	F025R4BA018	98	F025S2EA018	99	F025S3HA018	84	F025V2CA018	85	F025V3EA018
96	F025R4BA030	98	F025S2EA030	99	F025S3HA030	84	F025V2CA030	85	F025V3EA030
96	F025R4BA033	98	F025S2EA033	99	F025S3HA033	84	F025V2CA033	85	F025V3EA033
96	F025R4CA001	99	F025S2FA001	98	F025S4BA001	84	F025V2DA001	85	F025V3FA001
96	F025R4CA006	99	F025S2FA006	98	F025S4BA006	84	F025V2DA006	85	F025V3FA006
96	F025R4CA012	99	F025S2FA012	98	F025S4BA012	84	F025V2DA012	85	F025V3FA012
96	F025R4CA018	99	F025S2FA018	98	F025S4BA018	84	F025V2DA018	85	F025V3FA018
96	F025R4CA030	99	F025S2FA030	98	F025S4BA030	84	F025V2DA030	85	F025V3FA030
96	F025R4CA033	99	F025S2FA033	98	F025S4BA033	84	F025V2DA033	85	F025V3FA033
96	F025R4DA001	99	F025S2GA001	98	F025S4CA001	85	F025V2EA001	85	F025V3GA001
96	F025R4DA006	99	F025S2GA006	98	F025S4CA006	85	F025V2EA006	85	F025V3GA006

Page	Reference	Page	Reference	Page	Reference	Page	Reference	Page	Reference
85	F025V3GA012	86	F025W2BA012	86	F025W3EA012	87	F025W4HA012	111	F02603BD006
85	F025V3GA018	86	F025W2BA018	86	F025W3EA018	87	F025W4HA018	111	F02603BD012
85	F025V3GA030	86	F025W2BA030	86	F025W3EA030	87	F025W4HA030	111	F02603BD018
85	F025V3GA033	86	F025W2BA033	86	F025W3EA033	87	F025W4HA033	111	F02603BD030
85	F025V3HA001	86	F025W2CA001	87	F025W3FA001	43	F025Z050001	111	F02603BD033
85	F025V3HA006	86	F025W2CA006	87	F025W3FA006	43	F025Z050006	111	F02603CA001
85	F025V3HA012	86	F025W2CA012	87	F025W3FA012	43	F025Z050012	111	F02603CA006
85	F025V3HA018	86	F025W2CA018	87	F025W3FA018	43	F025Z050018	111	F02603CA012
85	F025V3HA030	86	F025W2CA030	87	F025W3FA030	43	F025Z050030	111	F02603CA018
85	F025V3HA033	86	F025W2CA033	87	F025W3FA033	43	F025Z050033	111	F02603CA030
84	F025V4AA001	86	F025W2DA001	87	F025W3GA001	28	F025Z060000	111	F02603CA033
84	F025V4AA006	86	F025W2DA006	87	F025W3GA006	111	F02602BA001	111	F02603CB001
84	F025V4AA012	86	F025W2DA012	87	F025W3GA012	111	F02602BA006	111	F02603CB006
84	F025V4AA018	86	F025W2DA018	87	F025W3GA018	111	F02602BA012	111	F02603CB012
84	F025V4AA030	86	F025W2DA030	87	F025W3GA030	111	F02602BA018	111	F02603CB018
84	F025V4AA033	86	F025W2DA033	87	F025W3GA033	111	F02602BA030	111	F02603CB030
84	F025V4BA001	86	F025W2EA001	87	F025W3HA001	111	F02602BA033	111	F02603CB033
84	F025V4BA006	86	F025W2EA006	87	F025W3HA006	111	F02602BB001	111	F02603CD001
84	F025V4BA012	86	F025W2EA012	87	F025W3HA012	111	F02602BB006	111	F02603CD006
84	F025V4BA018	86	F025W2EA018	87	F025W3HA018	111	F02602BB012	111	F02603CD012
84	F025V4BA030	86	F025W2EA030	87	F025W3HA030	111	F02602BB018	111	F02603CD018
84	F025V4BA033	86	F025W2EA033	87	F025W3HA033	111	F02602BB030	111	F02603CD030
84	F025V4CA001	87	F025W2FA001	86	F025W4BA001	111	F02602BB033	111	F02603CD033
84	F025V4CA006	87	F025W2FA006	86	F025W4BA006	111	F02602BD001	111	F02604BA001
84	F025V4CA012	87	F025W2FA012	86	F025W4BA012	111	F02602BD006	111	F02604BA006
84	F025V4CA018	87	F025W2FA018	86	F025W4BA018	111	F02602BD012	111	F02604BA012
84	F025V4CA030	87	F025W2FA030	86	F025W4BA030	111	F02602BD018	111	F02604BA018
84	F025V4CA033	87	F025W2FA033	86	F025W4BA033	111	F02602BD030	111	F02604BA030
84	F025V4DA001	87	F025W2GA001	86	F025W4CA001	111	F02602BD033	111	F02604BA033
84	F025V4DA006	87	F025W2GA006	86	F025W4CA006	111	F02602CA001	111	F02604BB001
84	F025V4DA012	87	F025W2GA012	86	F025W4CA012	111	F02602CA006	111	F02604BB006
84	F025V4DA018	87	F025W2GA018	86	F025W4CA018	111	F02602CA012	111	F02604BB012
84	F025V4DA030	87	F025W2GA030	86	F025W4CA030	111	F02602CA018	111	F02604BB018
84	F025V4DA033	87	F025W2GA033	86	F025W4CA033	111	F02602CA030	111	F02604BB030
85	F025V4EA001	87	F025W2HA001	86	F025W4DA001	111	F02602CA033	111	F02604BB033
85	F025V4EA006	87	F025W2HA006	86	F025W4DA006	111	F02602CB001	111	F02604BD001
85	F025V4EA012	87	F025W2HA012	86	F025W4DA012	111	F02602CB006	111	F02604BD006
85	F025V4EA018	87	F025W2HA018	86	F025W4DA018	111	F02602CB012	111	F02604BD012
85	F025V4EA030	87	F025W2HA030	86	F025W4DA030	111	F02602CB018	111	F02604BD018
85	F025V4EA033	87	F025W2HA033	86	F025W4DA033	111	F02602CB030	111	F02604BD030
85	F025V4FA001	86	F025W3BA001	86	F025W4EA001	111	F02602CB033	111	F02604BD033
85	F025V4FA006	86	F025W3BA006	86	F025W4EA006	111	F02602CD001	111	F02604CA001
85	F025V4FA012	86	F025W3BA012	86	F025W4EA012	111	F02602CD006	111	F02604CA006
85	F025V4FA018	86	F025W3BA018	86	F025W4EA018	111	F02602CD012	111	F02604CA012
85	F025V4FA030	86	F025W3BA030	86	F025W4EA030	111	F02602CD018	111	F02604CA018
85	F025V4FA033	86	F025W3BA033	86	F025W4EA033	111	F02602CD030	111	F02604CA030
85	F025V4GA001	86	F025W3CA001	87	F025W4FA001	111	F02602CD033	111	F02604CA033
85	F025V4GA006	86	F025W3CA006	87	F025W4FA006	111	F02603BA001	111	F02604CB001
85	F025V4GA012	86	F025W3CA012	87	F025W4FA012	111	F02603BA006	111	F02604CB006
85	F025V4GA018	86	F025W3CA018	87	F025W4FA018	111	F02603BA012	111	F02604CB012
85	F025V4GA030	86	F025W3CA030	87	F025W4FA030	111	F02603BA018	111	F02604CB018
85	F025V4GA033	86	F025W3CA033	87	F025W4FA033	111	F02603BA030	111	F02604CB030
85	F025V4HA001	86	F025W3DA001	87	F025W4GA001	111	F02603BA033	111	F02604CB033
85	F025V4HA006	86	F025W3DA006	87	F025W4GA006	111	F02603BB001	111	F02604CD001
85	F025V4HA012	86	F025W3DA012	87	F025W4GA012	111	F02603BB006	111	F02604CD006
85	F025V4HA018	86	F025W3DA018	87	F025W4GA018	111	F02603BB012	111	F02604CD012
85	F025V4HA030	86	F025W3DA030	87	F025W4GA030	111	F02603BB018	111	F02604CD018
85	F025V4HA033	86	F025W3DA033	87	F025W4GA033	111	F02603BB030	111	F02604CD030
86	F025W2BA001	86	F025W3EA001	87	F025W4HA001	111	F02603BB033	111	F02604CD033
86	F025W2BA006	86	F025W3EA006	87	F025W4HA006	111	F02603BD001	128	F02612AA001

Page	Reference	Page	Reference	Page	Reference	Page	Reference	Page	Reference
119	F02664BB006	120	F02664ED006	29	F026A2BA006	29	F026A3CB006	44	F026B2AD006
119	F02664BB012	120	F02664ED012	29	F026A2BA012	29	F026A3CB012	44	F026B2AD012
119	F02664BB018	120	F02664ED018	29	F026A2BA018	29	F026A3CB018	44	F026B2AD018
119	F02664BB030	120	F02664ED030	29	F026A2BA030	29	F026A3CB030	44	F026B2AD030
119	F02664BB033	120	F02664ED033	29	F026A2BA033	29	F026A3CB033	44	F026B2AD033
119	F02664BD001	120	F02664FA001	29	F026A2BB001	29	F026A3CD001	44	F026B2BA001
119	F02664BD006	120	F02664FA006	29	F026A2BB006	29	F026A3CD006	44	F026B2BA006
119	F02664BD012	120	F02664FA012	29	F026A2BB012	29	F026A3CD012	44	F026B2BA012
119	F02664BD018	120	F02664FA018	29	F026A2BB018	29	F026A3CD018	44	F026B2BA018
119	F02664BD030	120	F02664FA030	29	F026A2BB030	29	F026A3CD030	44	F026B2BA030
119	F02664BD033	120	F02664FA033	29	F026A2BB033	29	F026A3CD033	44	F026B2BA033
119	F02664CA001	120	F02664FB001	29	F026A2BD001	29	F026A4BA001	44	F026B2BB001
119	F02664CA006	120	F02664FB006	29	F026A2BD006	29	F026A4BA006	44	F026B2BB006
119	F02664CA012	120	F02664FB012	29	F026A2BD012	29	F026A4BA012	44	F026B2BB012
119	F02664CA018	120	F02664FB018	29	F026A2BD018	29	F026A4BA018	44	F026B2BB018
119	F02664CA030	120	F02664FB030	29	F026A2BD030	29	F026A4BA030	44	F026B2BB030
119	F02664CA033	120	F02664FB033	29	F026A2BD033	29	F026A4BA033	44	F026B2BB033
119	F02664CB001	120	F02664FD001	29	F026A2CA001	29	F026A4BB001	44	F026B2BD001
119	F02664CB006	120	F02664FD006	29	F026A2CA006	29	F026A4BB006	44	F026B2BD006
119	F02664CB012	120	F02664FD012	29	F026A2CA012	29	F026A4BB012	44	F026B2BD012
119	F02664CB018	120	F02664FD018	29	F026A2CA018	29	F026A4BB018	44	F026B2BD018
119	F02664CB030	120	F02664FD030	29	F026A2CA030	29	F026A4BB030	44	F026B2BD030
119	F02664CB033	120	F02664FD033	29	F026A2CA033	29	F026A4BB033	44	F026B2BD033
119	F02664CD001	121	F02664GA001	29	F026A2CB001	29	F026A4BD001	45	F026B2CA001
119	F02664CD006	121	F02664GA006	29	F026A2CB006	29	F026A4BD006	45	F026B2CA006
119	F02664CD012	121	F02664GA012	29	F026A2CB012	29	F026A4BD012	45	F026B2CA012
119	F02664CD018	121	F02664GA018	29	F026A2CB018	29	F026A4BD018	45	F026B2CA018
119	F02664CD030	121	F02664GA030	29	F026A2CB030	29	F026A4BD030	45	F026B2CA030
119	F02664CD033	121	F02664GA033	29	F026A2CB033	29	F026A4BD033	45	F026B2CA033
120	F02664DA001	121	F02664GB001	29	F026A2CD001	29	F026A4CA001	45	F026B2CB001
120	F02664DA006	121	F02664GB006	29	F026A2CD006	29	F026A4CA006	45	F026B2CB006
120	F02664DA012	121	F02664GB012	29	F026A2CD012	29	F026A4CA012	45	F026B2CB012
120	F02664DA018	121	F02664GB018	29	F026A2CD018	29	F026A4CA018	45	F026B2CB018
120	F02664DA030	121	F02664GB030	29	F026A2CD030	29	F026A4CA030	45	F026B2CB030
120	F02664DA033	121	F02664GB033	29	F026A2CD033	29	F026A4CA033	45	F026B2CB033
120	F02664DB001	121	F02664GD001	29	F026A3BA001	29	F026A4CB001	45	F026B2CD001
120	F02664DB006	121	F02664GD006	29	F026A3BA006	29	F026A4CB006	45	F026B2CD006
120	F02664DB012	121	F02664GD012	29	F026A3BA012	29	F026A4CB012	45	F026B2CD012
120	F02664DB018	121	F02664GD018	29	F026A3BA018	29	F026A4CB018	45	F026B2CD018
120	F02664DB030	121	F02664GD030	29	F026A3BA030	29	F026A4CB030	45	F026B2CD030
120	F02664DB033	121	F02664GD033	29	F026A3BA033	29	F026A4CB033	45	F026B2CD033
120	F02664DD001	121	F02664HA001	29	F026A3BB001	29	F026A4CD001	45	F026B2DA001
120	F02664DD006	121	F02664HA006	29	F026A3BB006	29	F026A4CD006	45	F026B2DA006
120	F02664DD012	121	F02664HA012	29	F026A3BB012	29	F026A4CD012	45	F026B2DA012
120	F02664DD018	121	F02664HA018	29	F026A3BB018	29	F026A4CD018	45	F026B2DA018
120	F02664DD030	121	F02664HA030	29	F026A3BB030	29	F026A4CD030	45	F026B2DA030
120	F02664DD033	121	F02664HA033	29	F026A3BB033	29	F026A4CD033	45	F026B2DA033
120	F02664EA001	121	F02664HB001	29	F026A3BD001	44	F026B2AA001	45	F026B2DB001
120	F02664EA006	121	F02664HB006	29	F026A3BD006	44	F026B2AA006	45	F026B2DB006
120	F02664EA012	121	F02664HB012	29	F026A3BD012	44	F026B2AA012	45	F026B2DB012
120	F02664EA018	121	F02664HB018	29	F026A3BD018	44	F026B2AA018	45	F026B2DB018
120	F02664EA030	121	F02664HB030	29	F026A3BD030	44	F026B2AA030	45	F026B2DB030
120	F02664EA033	121	F02664HB033	29	F026A3BD033	44	F026B2AA033	45	F026B2DB033
120	F02664EB001	121	F02664HD001	29	F026A3CA001	44	F026B2AB001	45	F026B2DD001
120	F02664EB006	121	F02664HD006	29	F026A3CA006	44	F026B2AB006	45	F026B2DD006
120	F02664EB012	121	F02664HD012	29	F026A3CA012	44	F026B2AB012	45	F026B2DD012
120	F02664EB018	121	F02664HD018	29	F026A3CA018	44	F026B2AB018	45	F026B2DD018
120	F02664EB030	121	F02664HD030	29	F026A3CA030	44	F026B2AB030	45	F026B2DD030
120	F02664EB033	121	F02664HD033	29	F026A3CA033	44	F026B2AB033	45	F026B2DD033
120	F02664ED001	29	F026A2BA001	29	F026A3CB001	44	F026B2AD001	45	F026B2EA001

Page	Reference	Page	Reference	Page	Reference	Page	Reference	Page	Reference
45	F026B2EA006	46	F026B2HB006	45	F026B3CD006	46	F026B3GA006	44	F026B4BB006
45	F026B2EA012	46	F026B2HB012	45	F026B3CD012	46	F026B3GA012	44	F026B4BB012
45	F026B2EA018	46	F026B2HB018	45	F026B3CD018	46	F026B3GA018	44	F026B4BB018
45	F026B2EA030	46	F026B2HB030	45	F026B3CD030	46	F026B3GA030	44	F026B4BB030
45	F026B2EA033	46	F026B2HB033	45	F026B3CD033	46	F026B3GA033	44	F026B4BB033
45	F026B2EB001	46	F026B2HD001	45	F026B3DA001	46	F026B3GB001	44	F026B4BD001
45	F026B2EB006	46	F026B2HD006	45	F026B3DA006	46	F026B3GB006	44	F026B4BD006
45	F026B2EB012	46	F026B2HD012	45	F026B3DA012	46	F026B3GB012	44	F026B4BD012
45	F026B2EB018	46	F026B2HD018	45	F026B3DA018	46	F026B3GB018	44	F026B4BD018
45	F026B2EB030	46	F026B2HD030	45	F026B3DA030	46	F026B3GB030	44	F026B4BD030
45	F026B2EB033	46	F026B2HD033	45	F026B3DA033	46	F026B3GB033	44	F026B4BD033
45	F026B2ED001	44	F026B3AA001	45	F026B3DB001	46	F026B3GD001	45	F026B4CA001
45	F026B2ED006	44	F026B3AA006	45	F026B3DB006	46	F026B3GD006	45	F026B4CA006
45	F026B2ED012	44	F026B3AA012	45	F026B3DB012	46	F026B3GD012	45	F026B4CA012
45	F026B2ED018	44	F026B3AA018	45	F026B3DB018	46	F026B3GD018	45	F026B4CA018
45	F026B2ED030	44	F026B3AA030	45	F026B3DB030	46	F026B3GD030	45	F026B4CA030
45	F026B2ED033	44	F026B3AA033	45	F026B3DB033	46	F026B3GD033	45	F026B4CA033
46	F026B2FA001	44	F026B3AB001	45	F026B3DD001	46	F026B3HA001	45	F026B4CB001
46	F026B2FA006	44	F026B3AB006	45	F026B3DD006	46	F026B3HA006	45	F026B4CB006
46	F026B2FA012	44	F026B3AB012	45	F026B3DD012	46	F026B3HA012	45	F026B4CB012
46	F026B2FA018	44	F026B3AB018	45	F026B3DD018	46	F026B3HA018	45	F026B4CB018
46	F026B2FA030	44	F026B3AB030	45	F026B3DD030	46	F026B3HA030	45	F026B4CB030
46	F026B2FA033	44	F026B3AB033	45	F026B3DD033	46	F026B3HA033	45	F026B4CB033
46	F026B2FB001	44	F026B3AD001	45	F026B3EA001	46	F026B3HB001	45	F026B4CD001
46	F026B2FB006	44	F026B3AD006	45	F026B3EA006	46	F026B3HB006	45	F026B4CD006
46	F026B2FB012	44	F026B3AD012	45	F026B3EA012	46	F026B3HB012	45	F026B4CD012
46	F026B2FB018	44	F026B3AD018	45	F026B3EA018	46	F026B3HB018	45	F026B4CD018
46	F026B2FB030	44	F026B3AD030	45	F026B3EA030	46	F026B3HB030	45	F026B4CD030
46	F026B2FB033	44	F026B3AD033	45	F026B3EA033	46	F026B3HB033	45	F026B4CD033
46	F026B2FD001	44	F026B3BA001	45	F026B3EB001	46	F026B3HD001	45	F026B4DA001
46	F026B2FD006	44	F026B3BA006	45	F026B3EB006	46	F026B3HD006	45	F026B4DA006
46	F026B2FD012	44	F026B3BA012	45	F026B3EB012	46	F026B3HD012	45	F026B4DA012
46	F026B2FD018	44	F026B3BA018	45	F026B3EB018	46	F026B3HD018	45	F026B4DA018
46	F026B2FD030	44	F026B3BA030	45	F026B3EB030	46	F026B3HD030	45	F026B4DA030
46	F026B2FD033	44	F026B3BA033	45	F026B3EB033	46	F026B3HD033	45	F026B4DA033
46	F026B2GA001	44	F026B3BB001	45	F026B3ED001	44	F026B4AA001	45	F026B4DB001
46	F026B2GA006	44	F026B3BB006	45	F026B3ED006	44	F026B4AA006	45	F026B4DB006
46	F026B2GA012	44	F026B3BB012	45	F026B3ED012	44	F026B4AA012	45	F026B4DB012
46	F026B2GA018	44	F026B3BB018	45	F026B3ED018	44	F026B4AA018	45	F026B4DB018
46	F026B2GA030	44	F026B3BB030	45	F026B3ED030	44	F026B4AA030	45	F026B4DB030
46	F026B2GA033	44	F026B3BB033	45	F026B3ED033	44	F026B4AA033	45	F026B4DB033
46	F026B2GB001	44	F026B3BD001	46	F026B3FA001	44	F026B4AB001	45	F026B4DD001
46	F026B2GB006	44	F026B3BD006	46	F026B3FA006	44	F026B4AB006	45	F026B4DD006
46	F026B2GB012	44	F026B3BD012	46	F026B3FA012	44	F026B4AB012	45	F026B4DD012
46	F026B2GB018	44	F026B3BD018	46	F026B3FA018	44	F026B4AB018	45	F026B4DD018
46	F026B2GB030	44	F026B3BD030	46	F026B3FA030	44	F026B4AB030	45	F026B4DD030
46	F026B2GB033	44	F026B3BD033	46	F026B3FA033	44	F026B4AB033	45	F026B4DD033
46	F026B2GD001	45	F026B3CA001	46	F026B3FB001	44	F026B4AD001	45	F026B4EA001
46	F026B2GD006	45	F026B3CA006	46	F026B3FB006	44	F026B4AD006	45	F026B4EA006
46	F026B2GD012	45	F026B3CA012	46	F026B3FB012	44	F026B4AD012	45	F026B4EA012
46	F026B2GD018	45	F026B3CA018	46	F026B3FB018	44	F026B4AD018	45	F026B4EA018
46	F026B2GD030	45	F026B3CA030	46	F026B3FB030	44	F026B4AD030	45	F026B4EA030
46	F026B2GD033	45	F026B3CA033	46	F026B3FB033	44	F026B4AD033	45	F026B4EA033
46	F026B2HA001	45	F026B3CB001	46	F026B3FD001	44	F026B4BA001	45	F026B4EB001
46	F026B2HA006	45	F026B3CB006	46	F026B3FD006	44	F026B4BA006	45	F026B4EB006
46	F026B2HA012	45	F026B3CB012	46	F026B3FD012	44	F026B4BA012	45	F026B4EB012
46	F026B2HA018	45	F026B3CB018	46	F026B3FD018	44	F026B4BA018	45	F026B4EB018
46	F026B2HA030	45	F026B3CB030	46	F026B3FD030	44	F026B4BA030	45	F026B4EB030
46	F026B2HA033	45	F026B3CB033	46	F026B3FD033	44	F026B4BA033	45	F026B4EB033
46	F026B2HB001	45	F026B3CD001	46	F026B3GA001	44	F026B4BB001	45	F026B4ED001

Page	Reference	Page	Reference	Page	Reference	Page	Reference	Page	Reference
49	F026C3HB006	48	F026C4DD006	49	F026C4HA006	35	F026D2CB006	36	F026D2FD006
49	F026C3HB012	48	F026C4DD012	49	F026C4HA012	35	F026D2CB012	36	F026D2FD012
49	F026C3HB018	48	F026C4DD018	49	F026C4HA018	35	F026D2CB018	36	F026D2FD018
49	F026C3HB030	48	F026C4DD030	49	F026C4HA030	35	F026D2CB030	36	F026D2FD030
49	F026C3HB033	48	F026C4DD033	49	F026C4HA033	35	F026D2CB033	36	F026D2FD033
49	F026C3HD001	48	F026C4EA001	49	F026C4HB001	35	F026D2CD001	36	F026D2GA001
49	F026C3HD006	48	F026C4EA006	49	F026C4HB006	35	F026D2CD006	36	F026D2GA006
49	F026C3HD012	48	F026C4EA012	49	F026C4HB012	35	F026D2CD012	36	F026D2GA012
49	F026C3HD018	48	F026C4EA018	49	F026C4HB018	35	F026D2CD018	36	F026D2GA018
49	F026C3HD030	48	F026C4EA030	49	F026C4HB030	35	F026D2CD030	36	F026D2GA030
49	F026C3HD033	48	F026C4EA033	49	F026C4HB033	35	F026D2CD033	36	F026D2GA033
47	F026C4BA001	48	F026C4EB001	49	F026C4HD001	35	F026D2DA001	36	F026D2GB001
47	F026C4BA006	48	F026C4EB006	49	F026C4HD006	35	F026D2DA006	36	F026D2GB006
47	F026C4BA012	48	F026C4EB012	49	F026C4HD012	35	F026D2DA012	36	F026D2GB012
47	F026C4BA018	48	F026C4EB018	49	F026C4HD018	35	F026D2DA018	36	F026D2GB018
47	F026C4BA030	48	F026C4EB030	49	F026C4HD030	35	F026D2DA030	36	F026D2GB030
47	F026C4BA033	48	F026C4EB033	49	F026C4HD033	35	F026D2DA033	36	F026D2GB033
47	F026C4BB001	48	F026C4ED001	34	F026D2AA001	35	F026D2DB001	36	F026D2GD001
47	F026C4BB006	48	F026C4ED006	34	F026D2AA006	35	F026D2DB006	36	F026D2GD006
47	F026C4BB012	48	F026C4ED012	34	F026D2AA012	35	F026D2DB012	36	F026D2GD012
47	F026C4BB018	48	F026C4ED018	34	F026D2AA018	35	F026D2DB018	36	F026D2GD018
47	F026C4BB030	48	F026C4ED030	34	F026D2AA030	35	F026D2DB030	36	F026D2GD030
47	F026C4BB033	48	F026C4ED033	34	F026D2AA033	35	F026D2DB033	36	F026D2GD033
47	F026C4BD001	48	F026C4FA001	34	F026D2AB001	35	F026D2DD001	36	F026D2HA001
47	F026C4BD006	48	F026C4FA006	34	F026D2AB006	35	F026D2DD006	36	F026D2HA006
47	F026C4BD012	48	F026C4FA012	34	F026D2AB012	35	F026D2DD012	36	F026D2HA012
47	F026C4BD018	48	F026C4FA018	34	F026D2AB018	35	F026D2DD018	36	F026D2HA018
47	F026C4BD030	48	F026C4FA030	34	F026D2AB030	35	F026D2DD030	36	F026D2HA030
47	F026C4BD033	48	F026C4FA033	34	F026D2AB033	35	F026D2DD033	36	F026D2HA033
47	F026C4CA001	48	F026C4FB001	34	F026D2AD001	35	F026D2EA001	36	F026D2HB001
47	F026C4CA006	48	F026C4FB006	34	F026D2AD006	35	F026D2EA006	36	F026D2HB006
47	F026C4CA012	48	F026C4FB012	34	F026D2AD012	35	F026D2EA012	36	F026D2HB012
47	F026C4CA018	48	F026C4FB018	34	F026D2AD018	35	F026D2EA018	36	F026D2HB018
47	F026C4CA030	48	F026C4FB030	34	F026D2AD030	35	F026D2EA030	36	F026D2HB030
47	F026C4CA033	48	F026C4FB033	34	F026D2AD033	35	F026D2EA033	36	F026D2HB033
47	F026C4CB001	48	F026C4FD001	34	F026D2BA001	35	F026D2EB001	36	F026D2HD001
47	F026C4CB006	48	F026C4FD006	34	F026D2BA006	35	F026D2EB006	36	F026D2HD006
47	F026C4CB012	48	F026C4FD012	34	F026D2BA012	35	F026D2EB012	36	F026D2HD012
47	F026C4CB018	48	F026C4FD018	34	F026D2BA018	35	F026D2EB018	36	F026D2HD018
47	F026C4CB030	48	F026C4FD030	34	F026D2BA030	35	F026D2EB030	36	F026D2HD030
47	F026C4CB033	48	F026C4FD033	34	F026D2BA033	35	F026D2EB033	36	F026D2HD033
47	F026C4CD001	49	F026C4GA001	34	F026D2BB001	35	F026D2ED001	34	F026D3AA001
47	F026C4CD006	49	F026C4GA006	34	F026D2BB006	35	F026D2ED006	34	F026D3AA006
47	F026C4CD012	49	F026C4GA012	34	F026D2BB012	35	F026D2ED012	34	F026D3AA012
47	F026C4CD018	49	F026C4GA018	34	F026D2BB018	35	F026D2ED018	34	F026D3AA018
47	F026C4CD030	49	F026C4GA030	34	F026D2BB030	35	F026D2ED030	34	F026D3AA030
47	F026C4CD033	49	F026C4GA033	34	F026D2BB033	35	F026D2ED033	34	F026D3AA033
48	F026C4DA001	49	F026C4GB001	34	F026D2BD001	36	F026D2FA001	34	F026D3AB001
48	F026C4DA006	49	F026C4GB006	34	F026D2BD006	36	F026D2FA006	34	F026D3AB006
48	F026C4DA012	49	F026C4GB012	34	F026D2BD012	36	F026D2FA012	34	F026D3AB012
48	F026C4DA018	49	F026C4GB018	34	F026D2BD018	36	F026D2FA018	34	F026D3AB018
48	F026C4DA030	49	F026C4GB030	34	F026D2BD030	36	F026D2FA030	34	F026D3AB030
48	F026C4DA033	49	F026C4GB033	34	F026D2BD033	36	F026D2FA033	34	F026D3AB033
48	F026C4DB001	49	F026C4GD001	35	F026D2CA001	36	F026D2FB001	34	F026D3AD001
48	F026C4DB006	49	F026C4GD006	35	F026D2CA006	36	F026D2FB006	34	F026D3AD006
48	F026C4DB012	49	F026C4GD012	35	F026D2CA012	36	F026D2FB012	34	F026D3AD012
48	F026C4DB018	49	F026C4GD018	35	F026D2CA018	36	F026D2FB018	34	F026D3AD018
48	F026C4DB030	49	F026C4GD030	35	F026D2CA030	36	F026D2FB030	34	F026D3AD030
48	F026C4DB033	49	F026C4GD033	35	F026D2CA033	36	F026D2FB033	34	F026D3AD033
48	F026C4DD001	49	F026C4HA001	35	F026D2CB001	36	F026D2FD001	34	F026D3BA001

Page	Reference	Page	Reference	Page	Reference	Page	Reference	Page	Reference
38	F026E4FB006	53	F026F2BD006	53	F026F4BA006	72	F026G2BB006	73	F026G2ED006
38	F026E4FB012	53	F026F2BD012	53	F026F4BA012	72	F026G2BB012	73	F026G2ED012
38	F026E4FB018	53	F026F2BD018	53	F026F4BA018	72	F026G2BB018	73	F026G2ED018
38	F026E4FB030	53	F026F2BD030	53	F026F4BA030	72	F026G2BB030	73	F026G2ED030
38	F026E4FB033	53	F026F2BD033	53	F026F4BA033	72	F026G2BB033	73	F026G2ED033
38	F026E4FD001	53	F026F2CA001	53	F026F4BB001	72	F026G2BD001	74	F026G2FA001
38	F026E4FD006	53	F026F2CA006	53	F026F4BB006	72	F026G2BD006	74	F026G2FA006
38	F026E4FD012	53	F026F2CA012	53	F026F4BB012	72	F026G2BD012	74	F026G2FA012
38	F026E4FD018	53	F026F2CA018	53	F026F4BB018	72	F026G2BD018	74	F026G2FA018
38	F026E4FD030	53	F026F2CA030	53	F026F4BB030	72	F026G2BD030	74	F026G2FA030
38	F026E4FD033	53	F026F2CA033	53	F026F4BB033	72	F026G2BD033	74	F026G2FA033
39	F026E4GA001	53	F026F2CB001	53	F026F4BD001	73	F026G2CA001	74	F026G2FB001
39	F026E4GA006	53	F026F2CB006	53	F026F4BD006	73	F026G2CA006	74	F026G2FB006
39	F026E4GA012	53	F026F2CB012	53	F026F4BD012	73	F026G2CA012	74	F026G2FB012
39	F026E4GA018	53	F026F2CB018	53	F026F4BD018	73	F026G2CA018	74	F026G2FB018
39	F026E4GA030	53	F026F2CB030	53	F026F4BD030	73	F026G2CA030	74	F026G2FB030
39	F026E4GA033	53	F026F2CB033	53	F026F4BD033	73	F026G2CA033	74	F026G2FB033
39	F026E4GB001	53	F026F2CD001	53	F026F4CA001	73	F026G2CB001	74	F026G2FD001
39	F026E4GB006	53	F026F2CD006	53	F026F4CA006	73	F026G2CB006	74	F026G2FD006
39	F026E4GB012	53	F026F2CD012	53	F026F4CA012	73	F026G2CB012	74	F026G2FD012
39	F026E4GB018	53	F026F2CD018	53	F026F4CA018	73	F026G2CB018	74	F026G2FD018
39	F026E4GB030	53	F026F2CD030	53	F026F4CA030	73	F026G2CB030	74	F026G2FD030
39	F026E4GB033	53	F026F2CD033	53	F026F4CA033	73	F026G2CB033	74	F026G2FD033
39	F026E4GD001	53	F026F3BA001	53	F026F4CB001	73	F026G2CD001	74	F026G2GA001
39	F026E4GD006	53	F026F3BA006	53	F026F4CB006	73	F026G2CD006	74	F026G2GA006
39	F026E4GD012	53	F026F3BA012	53	F026F4CB012	73	F026G2CD012	74	F026G2GA012
39	F026E4GD018	53	F026F3BA018	53	F026F4CB018	73	F026G2CD018	74	F026G2GA018
39	F026E4GD030	53	F026F3BA030	53	F026F4CB030	73	F026G2CD030	74	F026G2GA030
39	F026E4GD033	53	F026F3BA033	53	F026F4CB033	73	F026G2CD033	74	F026G2GA033
39	F026E4HA001	53	F026F3BB001	53	F026F4CD001	73	F026G2DA001	74	F026G2GB001
39	F026E4HA006	53	F026F3BB006	53	F026F4CD006	73	F026G2DA006	74	F026G2GB006
39	F026E4HA012	53	F026F3BB012	53	F026F4CD012	73	F026G2DA012	74	F026G2GB012
39	F026E4HA018	53	F026F3BB018	53	F026F4CD018	73	F026G2DA018	74	F026G2GB018
39	F026E4HA030	53	F026F3BB030	53	F026F4CD030	73	F026G2DA030	74	F026G2GB030
39	F026E4HA033	53	F026F3BB033	53	F026F4CD033	73	F026G2DA033	74	F026G2GB033
39	F026E4HB001	53	F026F3BD001	72	F026G2AA001	73	F026G2DB001	74	F026G2GD001
39	F026E4HB006	53	F026F3BD006	72	F026G2AA006	73	F026G2DB006	74	F026G2GD006
39	F026E4HB012	53	F026F3BD012	72	F026G2AA012	73	F026G2DB012	74	F026G2GD012
39	F026E4HB018	53	F026F3BD018	72	F026G2AA018	73	F026G2DB018	74	F026G2GD018
39	F026E4HB030	53	F026F3BD030	72	F026G2AA030	73	F026G2DB030	74	F026G2GD030
39	F026E4HB033	53	F026F3BD033	72	F026G2AA033	73	F026G2DB033	74	F026G2GD033
39	F026E4HD001	53	F026F3CA001	72	F026G2AB001	73	F026G2DD001	74	F026G2HA001
39	F026E4HD006	53	F026F3CA006	72	F026G2AB006	73	F026G2DD006	74	F026G2HA006
39	F026E4HD012	53	F026F3CA012	72	F026G2AB012	73	F026G2DD012	74	F026G2HA012
39	F026E4HD018	53	F026F3CA018	72	F026G2AB018	73	F026G2DD018	74	F026G2HA018
39	F026E4HD030	53	F026F3CA030	72	F026G2AB030	73	F026G2DD030	74	F026G2HA030
39	F026E4HD033	53	F026F3CA033	72	F026G2AB033	73	F026G2DD033	74	F026G2HA033
53	F026F2BA001	53	F026F3CB001	72	F026G2AD001	73	F026G2EA001	74	F026G2HB001
53	F026F2BA006	53	F026F3CB006	72	F026G2AD006	73	F026G2EA006	74	F026G2HB006
53	F026F2BA012	53	F026F3CB012	72	F026G2AD012	73	F026G2EA012	74	F026G2HB012
53	F026F2BA018	53	F026F3CB018	72	F026G2AD018	73	F026G2EA018	74	F026G2HB018
53	F026F2BA030	53	F026F3CB030	72	F026G2AD030	73	F026G2EA030	74	F026G2HB030
53	F026F2BA033	53	F026F3CB033	72	F026G2AD033	73	F026G2EA033	74	F026G2HB033
53	F026F2BB001	53	F026F3CD001	72	F026G2BA001	73	F026G2EB001	74	F026G2HD001
53	F026F2BB006	53	F026F3CD006	72	F026G2BA006	73	F026G2EB006	74	F026G2HD006
53	F026F2BB012	53	F026F3CD012	72	F026G2BA012	73	F026G2EB012	74	F026G2HD012
53	F026F2BB018	53	F026F3CD018	72	F026G2BA018	73	F026G2EB018	74	F026G2HD018
53	F026F2BB030	53	F026F3CD030	72	F026G2BA030	73	F026G2EB030	74	F026G2HD030
53	F026F2BB033	53	F026F3CD033	72	F026G2BA033	73	F026G2EB033	74	F026G2HD033
53	F026F2BD001	53	F026F4BA001	72	F026G2BB001	73	F026G2ED001	72	F026G3AA001

Page	Reference	Page	Reference	Page	Reference	Page	Reference	Page	Reference
72	F026G3AA006	73	F026G3DB006	74	F026G3GD006	73	F026G4CA006	74	F026G4FB006
72	F026G3AA012	73	F026G3DB012	74	F026G3GD012	73	F026G4CA012	74	F026G4FB012
72	F026G3AA018	73	F026G3DB018	74	F026G3GD018	73	F026G4CA018	74	F026G4FB018
72	F026G3AA030	73	F026G3DB030	74	F026G3GD030	73	F026G4CA030	74	F026G4FB030
72	F026G3AA033	73	F026G3DB033	74	F026G3GD033	73	F026G4CA033	74	F026G4FB033
72	F026G3AB001	73	F026G3DD001	74	F026G3HA001	73	F026G4CB001	74	F026G4FD001
72	F026G3AB006	73	F026G3DD006	74	F026G3HA006	73	F026G4CB006	74	F026G4FD006
72	F026G3AB012	73	F026G3DD012	74	F026G3HA012	73	F026G4CB012	74	F026G4FD012
72	F026G3AB018	73	F026G3DD018	74	F026G3HA018	73	F026G4CB018	74	F026G4FD018
72	F026G3AB030	73	F026G3DD030	74	F026G3HA030	73	F026G4CB030	74	F026G4FD030
72	F026G3AB033	73	F026G3DD033	74	F026G3HA033	73	F026G4CB033	74	F026G4FD033
72	F026G3AD001	73	F026G3EA001	74	F026G3HB001	73	F026G4CD001	74	F026G4GA001
72	F026G3AD006	73	F026G3EA006	74	F026G3HB006	73	F026G4CD006	74	F026G4GA006
72	F026G3AD012	73	F026G3EA012	74	F026G3HB012	73	F026G4CD012	74	F026G4GA012
72	F026G3AD018	73	F026G3EA018	74	F026G3HB018	73	F026G4CD018	74	F026G4GA018
72	F026G3AD030	73	F026G3EA030	74	F026G3HB030	73	F026G4CD030	74	F026G4GA030
72	F026G3AD033	73	F026G3EA033	74	F026G3HB033	73	F026G4CD033	74	F026G4GA033
72	F026G3BA001	73	F026G3EB001	74	F026G3HD001	73	F026G4DA001	74	F026G4GB001
72	F026G3BA006	73	F026G3EB006	74	F026G3HD006	73	F026G4DA006	74	F026G4GB006
72	F026G3BA012	73	F026G3EB012	74	F026G3HD012	73	F026G4DA012	74	F026G4GB012
72	F026G3BA018	73	F026G3EB018	74	F026G3HD018	73	F026G4DA018	74	F026G4GB018
72	F026G3BA030	73	F026G3EB030	74	F026G3HD030	73	F026G4DA030	74	F026G4GB030
72	F026G3BA033	73	F026G3EB033	74	F026G3HD033	73	F026G4DA033	74	F026G4GB033
72	F026G3BB001	73	F026G3ED001	72	F026G4AA001	73	F026G4DB001	74	F026G4GD001
72	F026G3BB006	73	F026G3ED006	72	F026G4AA006	73	F026G4DB006	74	F026G4GD006
72	F026G3BB012	73	F026G3ED012	72	F026G4AA012	73	F026G4DB012	74	F026G4GD012
72	F026G3BB018	73	F026G3ED018	72	F026G4AA018	73	F026G4DB018	74	F026G4GD018
72	F026G3BB030	73	F026G3ED030	72	F026G4AA030	73	F026G4DB030	74	F026G4GD030
72	F026G3BB033	73	F026G3ED033	72	F026G4AA033	73	F026G4DB033	74	F026G4GD033
72	F026G3BD001	74	F026G3FA001	72	F026G4AB001	73	F026G4DD001	74	F026G4HA001
72	F026G3BD006	74	F026G3FA006	72	F026G4AB006	73	F026G4DD006	74	F026G4HA006
72	F026G3BD012	74	F026G3FA012	72	F026G4AB012	73	F026G4DD012	74	F026G4HA012
72	F026G3BD018	74	F026G3FA018	72	F026G4AB018	73	F026G4DD018	74	F026G4HA018
72	F026G3BD030	74	F026G3FA030	72	F026G4AB030	73	F026G4DD030	74	F026G4HA030
72	F026G3BD033	74	F026G3FA033	72	F026G4AB033	73	F026G4DD033	74	F026G4HA033
73	F026G3CA001	74	F026G3FB001	72	F026G4AD001	73	F026G4EA001	74	F026G4HB001
73	F026G3CA006	74	F026G3FB006	72	F026G4AD006	73	F026G4EA006	74	F026G4HB006
73	F026G3CA012	74	F026G3FB012	72	F026G4AD012	73	F026G4EA012	74	F026G4HB012
73	F026G3CA018	74	F026G3FB018	72	F026G4AD018	73	F026G4EA018	74	F026G4HB018
73	F026G3CA030	74	F026G3FB030	72	F026G4AD030	73	F026G4EA030	74	F026G4HB030
73	F026G3CA033	74	F026G3FB033	72	F026G4AD033	73	F026G4EA033	74	F026G4HB033
73	F026G3CB001	74	F026G3FD001	72	F026G4BA001	73	F026G4EB001	74	F026G4HD001
73	F026G3CB006	74	F026G3FD006	72	F026G4BA006	73	F026G4EB006	74	F026G4HD006
73	F026G3CB012	74	F026G3FD012	72	F026G4BA012	73	F026G4EB012	74	F026G4HD012
73	F026G3CB018	74	F026G3FD018	72	F026G4BA018	73	F026G4EB018	74	F026G4HD018
73	F026G3CB030	74	F026G3FD030	72	F026G4BA030	73	F026G4EB030	74	F026G4HD030
73	F026G3CB033	74	F026G3FD033	72	F026G4BA033	73	F026G4EB033	74	F026G4HD033
73	F026G3CD001	74	F026G3GA001	72	F026G4BB001	73	F026G4ED001	75	F026H2BA001
73	F026G3CD006	74	F026G3GA006	72	F026G4BB006	73	F026G4ED006	75	F026H2BA006
73	F026G3CD012	74	F026G3GA012	72	F026G4BB012	73	F026G4ED012	75	F026H2BA012
73	F026G3CD018	74	F026G3GA018	72	F026G4BB018	73	F026G4ED018	75	F026H2BA018
73	F026G3CD030	74	F026G3GA030	72	F026G4BB030	73	F026G4ED030	75	F026H2BA030
73	F026G3CD033	74	F026G3GA033	72	F026G4BB033	73	F026G4ED033	75	F026H2BA033
73	F026G3DA001	74	F026G3GB001	72	F026G4BD001	74	F026G4FA001	75	F026H2BB001
73	F026G3DA006	74	F026G3GB006	72	F026G4BD006	74	F026G4FA006	75	F026H2BB006
73	F026G3DA012	74	F026G3GB012	72	F026G4BD012	74	F026G4FA012	75	F026H2BB012
73	F026G3DA018	74	F026G3GB018	72	F026G4BD018	74	F026G4FA018	75	F026H2BB018
73	F026G3DA030	74	F026G3GB030	72	F026G4BD030	74	F026G4FA030	75	F026H2BB030
73	F026G3DA033	74	F026G3GB033	72	F026G4BD033	74	F026G4FA033	75	F026H2BB033
73	F026G3DB001	74	F026G3GD001	73	F026G4CA001	74	F026G4FB001	75	F026H2BD001

Page	Reference	Page	Reference	Page	Reference	Page	Reference	Page	Reference
76	F026H4EB006	77	F026H4HD006	59	F026L2DA006	60	F026L2GB006	58	F026L3BD006
76	F026H4EB012	77	F026H4HD012	59	F026L2DA012	60	F026L2GB012	58	F026L3BD012
76	F026H4EB018	77	F026H4HD018	59	F026L2DA018	60	F026L2GB018	58	F026L3BD018
76	F026H4EB030	77	F026H4HD030	59	F026L2DA030	60	F026L2GB030	58	F026L3BD030
76	F026H4EB033	77	F026H4HD033	59	F026L2DA033	60	F026L2GB033	58	F026L3BD033
76	F026H4ED001	58	F026L2AA001	59	F026L2DB001	60	F026L2GD001	59	F026L3CA001
76	F026H4ED006	58	F026L2AA006	59	F026L2DB006	60	F026L2GD006	59	F026L3CA006
76	F026H4ED012	58	F026L2AA012	59	F026L2DB012	60	F026L2GD012	59	F026L3CA012
76	F026H4ED018	58	F026L2AA018	59	F026L2DB018	60	F026L2GD018	59	F026L3CA018
76	F026H4ED030	58	F026L2AA030	59	F026L2DB030	60	F026L2GD030	59	F026L3CA030
76	F026H4ED033	58	F026L2AA033	59	F026L2DB033	60	F026L2GD033	59	F026L3CA033
76	F026H4FA001	58	F026L2AB001	59	F026L2DD001	60	F026L2HA001	59	F026L3CB001
76	F026H4FA006	58	F026L2AB006	59	F026L2DD006	60	F026L2HA006	59	F026L3CB006
76	F026H4FA012	58	F026L2AB012	59	F026L2DD012	60	F026L2HA012	59	F026L3CB012
76	F026H4FA018	58	F026L2AB018	59	F026L2DD018	60	F026L2HA018	59	F026L3CB018
76	F026H4FA030	58	F026L2AB030	59	F026L2DD030	60	F026L2HA030	59	F026L3CB030
76	F026H4FA033	58	F026L2AB033	59	F026L2DD033	60	F026L2HA033	59	F026L3CB033
76	F026H4FB001	58	F026L2AD001	59	F026L2EA001	60	F026L2HB001	59	F026L3CD001
76	F026H4FB006	58	F026L2AD006	59	F026L2EA006	60	F026L2HB006	59	F026L3CD006
76	F026H4FB012	58	F026L2AD012	59	F026L2EA012	60	F026L2HB012	59	F026L3CD012
76	F026H4FB018	58	F026L2AD018	59	F026L2EA018	60	F026L2HB018	59	F026L3CD018
76	F026H4FB030	58	F026L2AD030	59	F026L2EA030	60	F026L2HB030	59	F026L3CD030
76	F026H4FB033	58	F026L2AD033	59	F026L2EA033	60	F026L2HB033	59	F026L3CD033
76	F026H4FD001	58	F026L2BA001	59	F026L2EB001	60	F026L2HD001	59	F026L3DA001
76	F026H4FD006	58	F026L2BA006	59	F026L2EB006	60	F026L2HD006	59	F026L3DA006
76	F026H4FD012	58	F026L2BA012	59	F026L2EB012	60	F026L2HD012	59	F026L3DA012
76	F026H4FD018	58	F026L2BA018	59	F026L2EB018	60	F026L2HD018	59	F026L3DA018
76	F026H4FD030	58	F026L2BA030	59	F026L2EB030	60	F026L2HD030	59	F026L3DA030
76	F026H4FD033	58	F026L2BA033	59	F026L2EB033	60	F026L2HD033	59	F026L3DA033
77	F026H4GA001	58	F026L2BB001	59	F026L2ED001	58	F026L3AA001	59	F026L3DB001
77	F026H4GA006	58	F026L2BB006	59	F026L2ED006	58	F026L3AA006	59	F026L3DB006
77	F026H4GA012	58	F026L2BB012	59	F026L2ED012	58	F026L3AA012	59	F026L3DB012
77	F026H4GA018	58	F026L2BB018	59	F026L2ED018	58	F026L3AA018	59	F026L3DB018
77	F026H4GA030	58	F026L2BB030	59	F026L2ED030	58	F026L3AA030	59	F026L3DB030
77	F026H4GA033	58	F026L2BB033	59	F026L2ED033	58	F026L3AA033	59	F026L3DB033
77	F026H4GB001	58	F026L2BD001	60	F026L2FA001	58	F026L3AB001	59	F026L3DD001
77	F026H4GB006	58	F026L2BD006	60	F026L2FA006	58	F026L3AB006	59	F026L3DD006
77	F026H4GB012	58	F026L2BD012	60	F026L2FA012	58	F026L3AB012	59	F026L3DD012
77	F026H4GB018	58	F026L2BD018	60	F026L2FA018	58	F026L3AB018	59	F026L3DD018
77	F026H4GB030	58	F026L2BD030	60	F026L2FA030	58	F026L3AB030	59	F026L3DD030
77	F026H4GB033	58	F026L2BD033	60	F026L2FA033	58	F026L3AB033	59	F026L3DD033
77	F026H4GD001	59	F026L2CA001	60	F026L2FB001	58	F026L3AD001	59	F026L3EA001
77	F026H4GD006	59	F026L2CA006	60	F026L2FB006	58	F026L3AD006	59	F026L3EA006
77	F026H4GD012	59	F026L2CA012	60	F026L2FB012	58	F026L3AD012	59	F026L3EA012
77	F026H4GD018	59	F026L2CA018	60	F026L2FB018	58	F026L3AD018	59	F026L3EA018
77	F026H4GD030	59	F026L2CA030	60	F026L2FB030	58	F026L3AD030	59	F026L3EA030
77	F026H4GD033	59	F026L2CA033	60	F026L2FB033	58	F026L3AD033	59	F026L3EA033
77	F026H4HA001	59	F026L2CB001	60	F026L2FD001	58	F026L3BA001	59	F026L3EB001
77	F026H4HA006	59	F026L2CB006	60	F026L2FD006	58	F026L3BA006	59	F026L3EB006
77	F026H4HA012	59	F026L2CB012	60	F026L2FD012	58	F026L3BA012	59	F026L3EB012
77	F026H4HA018	59	F026L2CB018	60	F026L2FD018	58	F026L3BA018	59	F026L3EB018
77	F026H4HA030	59	F026L2CB030	60	F026L2FD030	58	F026L3BA030	59	F026L3EB030
77	F026H4HA033	59	F026L2CB033	60	F026L2FD033	58	F026L3BA033	59	F026L3EB033
77	F026H4HB001	59	F026L2CD001	60	F026L2GA001	58	F026L3BB001	59	F026L3ED001
77	F026H4HB006	59	F026L2CD006	60	F026L2GA006	58	F026L3BB006	59	F026L3ED006
77	F026H4HB012	59	F026L2CD012	60	F026L2GA012	58	F026L3BB012	59	F026L3ED012
77	F026H4HB018	59	F026L2CD018	60	F026L2GA018	58	F026L3BB018	59	F026L3ED018
77	F026H4HB030	59	F026L2CD030	60	F026L2GA030	58	F026L3BB030	59	F026L3ED030
77	F026H4HB033	59	F026L2CD033	60	F026L2GA033	58	F026L3BB033	59	F026L3ED033
77	F026H4HD001	59	F026L2DA001	60	F026L2GB001	58	F026L3BD001	60	F026L3FA001

Page	Reference	Page	Reference	Page	Reference	Page	Reference	Page	Reference
60	F026L3FA006	58	F026L4AB006	59	F026L4DD006	60	F026L4HA006	62	F026M2DB006
60	F026L3FA012	58	F026L4AB012	59	F026L4DD012	60	F026L4HA012	62	F026M2DB012
60	F026L3FA018	58	F026L4AB018	59	F026L4DD018	60	F026L4HA018	62	F026M2DB018
60	F026L3FA030	58	F026L4AB030	59	F026L4DD030	60	F026L4HA030	62	F026M2DB030
60	F026L3FA033	58	F026L4AB033	59	F026L4DD033	60	F026L4HA033	62	F026M2DB033
60	F026L3FB001	58	F026L4AD001	59	F026L4EA001	60	F026L4HB001	62	F026M2DD001
60	F026L3FB006	58	F026L4AD006	59	F026L4EA006	60	F026L4HB006	62	F026M2DD006
60	F026L3FB012	58	F026L4AD012	59	F026L4EA012	60	F026L4HB012	62	F026M2DD012
60	F026L3FB018	58	F026L4AD018	59	F026L4EA018	60	F026L4HB018	62	F026M2DD018
60	F026L3FB030	58	F026L4AD030	59	F026L4EA030	60	F026L4HB030	62	F026M2DD030
60	F026L3FB033	58	F026L4AD033	59	F026L4EA033	60	F026L4HB033	62	F026M2DD033
60	F026L3FD001	58	F026L4BA001	59	F026L4EB001	60	F026L4HD001	62	F026M2EA001
60	F026L3FD006	58	F026L4BA006	59	F026L4EB006	60	F026L4HD006	62	F026M2EA006
60	F026L3FD012	58	F026L4BA012	59	F026L4EB012	60	F026L4HD012	62	F026M2EA012
60	F026L3FD018	58	F026L4BA018	59	F026L4EB018	60	F026L4HD018	62	F026M2EA018
60	F026L3FD030	58	F026L4BA030	59	F026L4EB030	60	F026L4HD030	62	F026M2EA030
60	F026L3FD033	58	F026L4BA033	59	F026L4EB033	60	F026L4HD033	62	F026M2EA033
60	F026L3GA001	58	F026L4BB001	59	F026L4ED001	61	F026M2BA001	62	F026M2EB001
60	F026L3GA006	58	F026L4BB006	59	F026L4ED006	61	F026M2BA006	62	F026M2EB006
60	F026L3GA012	58	F026L4BB012	59	F026L4ED012	61	F026M2BA012	62	F026M2EB012
60	F026L3GA018	58	F026L4BB018	59	F026L4ED018	61	F026M2BA018	62	F026M2EB018
60	F026L3GA030	58	F026L4BB030	59	F026L4ED030	61	F026M2BA030	62	F026M2EB030
60	F026L3GA033	58	F026L4BB033	59	F026L4ED033	61	F026M2BA033	62	F026M2EB033
60	F026L3GB001	58	F026L4BD001	60	F026L4FA001	61	F026M2BB001	62	F026M2ED001
60	F026L3GB006	58	F026L4BD006	60	F026L4FA006	61	F026M2BB006	62	F026M2ED006
60	F026L3GB012	58	F026L4BD012	60	F026L4FA012	61	F026M2BB012	62	F026M2ED012
60	F026L3GB018	58	F026L4BD018	60	F026L4FA018	61	F026M2BB018	62	F026M2ED018
60	F026L3GB030	58	F026L4BD030	60	F026L4FA030	61	F026M2BB030	62	F026M2ED030
60	F026L3GB033	58	F026L4BD033	60	F026L4FA033	61	F026M2BB033	62	F026M2ED033
60	F026L3GD001	59	F026L4CA001	60	F026L4FB001	61	F026M2BD001	62	F026M2FA001
60	F026L3GD006	59	F026L4CA006	60	F026L4FB006	61	F026M2BD006	62	F026M2FA006
60	F026L3GD012	59	F026L4CA012	60	F026L4FB012	61	F026M2BD012	62	F026M2FA012
60	F026L3GD018	59	F026L4CA018	60	F026L4FB018	61	F026M2BD018	62	F026M2FA018
60	F026L3GD030	59	F026L4CA030	60	F026L4FB030	61	F026M2BD030	62	F026M2FA030
60	F026L3GD033	59	F026L4CA033	60	F026L4FB033	61	F026M2BD033	62	F026M2FA033
60	F026L3HA001	59	F026L4CB001	60	F026L4FD001	61	F026M2CA001	62	F026M2FB001
60	F026L3HA006	59	F026L4CB006	60	F026L4FD006	61	F026M2CA006	62	F026M2FB006
60	F026L3HA012	59	F026L4CB012	60	F026L4FD012	61	F026M2CA012	62	F026M2FB012
60	F026L3HA018	59	F026L4CB018	60	F026L4FD018	61	F026M2CA018	62	F026M2FB018
60	F026L3HA030	59	F026L4CB030	60	F026L4FD030	61	F026M2CA030	62	F026M2FB030
60	F026L3HA033	59	F026L4CB033	60	F026L4FD033	61	F026M2CA033	62	F026M2FB033
60	F026L3HB001	59	F026L4CD001	60	F026L4GA001	61	F026M2CB001	62	F026M2FD001
60	F026L3HB006	59	F026L4CD006	60	F026L4GA006	61	F026M2CB006	62	F026M2FD006
60	F026L3HB012	59	F026L4CD012	60	F026L4GA012	61	F026M2CB012	62	F026M2FD012
60	F026L3HB018	59	F026L4CD018	60	F026L4GA018	61	F026M2CB018	62	F026M2FD018
60	F026L3HB030	59	F026L4CD030	60	F026L4GA030	61	F026M2CB030	62	F026M2FD030
60	F026L3HB033	59	F026L4CD033	60	F026L4GA033	61	F026M2CB033	62	F026M2FD033
60	F026L3HD001	59	F026L4DA001	60	F026L4GB001	61	F026M2CD001	63	F026M2GA001
60	F026L3HD006	59	F026L4DA006	60	F026L4GB006	61	F026M2CD006	63	F026M2GA006
60	F026L3HD012	59	F026L4DA012	60	F026L4GB012	61	F026M2CD012	63	F026M2GA012
60	F026L3HD018	59	F026L4DA018	60	F026L4GB018	61	F026M2CD018	63	F026M2GA018
60	F026L3HD030	59	F026L4DA030	60	F026L4GB030	61	F026M2CD030	63	F026M2GA030
60	F026L3HD033	59	F026L4DA033	60	F026L4GB033	61	F026M2CD033	63	F026M2GA033
58	F026L4AA001	59	F026L4DB001	60	F026L4GD001	62	F026M2DA001	63	F026M2GB001
58	F026L4AA006	59	F026L4DB006	60	F026L4GD006	62	F026M2DA006	63	F026M2GB006
58	F026L4AA012	59	F026L4DB012	60	F026L4GD012	62	F026M2DA012	63	F026M2GB012
58	F026L4AA018	59	F026L4DB018	60	F026L4GD018	62	F026M2DA018	63	F026M2GB018
58	F026L4AA030	59	F026L4DB030	60	F026L4GD030	62	F026M2DA030	63	F026M2GB030
58	F026L4AA033	59	F026L4DB033	60	F026L4GD033	62	F026M2DA033	63	F026M2GB033
58	F026L4AB001	59	F026L4DD001	60	F026L4HA001	62	F026M2DB001	63	F026M2GD001

Page	Reference	Page	Reference	Page	Reference	Page	Reference	Page	Reference
63	F026M2GD006	62	F026M3DA006	63	F026M3GB006	61	F026M4CD006	63	F026M4GA006
63	F026M2GD012	62	F026M3DA012	63	F026M3GB012	61	F026M4CD012	63	F026M4GA012
63	F026M2GD018	62	F026M3DA018	63	F026M3GB018	61	F026M4CD018	63	F026M4GA018
63	F026M2GD030	62	F026M3DA030	63	F026M3GB030	61	F026M4CD030	63	F026M4GA030
63	F026M2GD033	62	F026M3DA033	63	F026M3GB033	61	F026M4CD033	63	F026M4GA033
63	F026M2HA001	62	F026M3DB001	63	F026M3GD001	62	F026M4DA001	63	F026M4GB001
63	F026M2HA006	62	F026M3DB006	63	F026M3GD006	62	F026M4DA006	63	F026M4GB006
63	F026M2HA012	62	F026M3DB012	63	F026M3GD012	62	F026M4DA012	63	F026M4GB012
63	F026M2HA018	62	F026M3DB018	63	F026M3GD018	62	F026M4DA018	63	F026M4GB018
63	F026M2HA030	62	F026M3DB030	63	F026M3GD030	62	F026M4DA030	63	F026M4GB030
63	F026M2HA033	62	F026M3DB033	63	F026M3GD033	62	F026M4DA033	63	F026M4GB033
63	F026M2HB001	62	F026M3DD001	63	F026M3HA001	62	F026M4DB001	63	F026M4GD001
63	F026M2HB006	62	F026M3DD006	63	F026M3HA006	62	F026M4DB006	63	F026M4GD006
63	F026M2HB012	62	F026M3DD012	63	F026M3HA012	62	F026M4DB012	63	F026M4GD012
63	F026M2HB018	62	F026M3DD018	63	F026M3HA018	62	F026M4DB018	63	F026M4GD018
63	F026M2HB030	62	F026M3DD030	63	F026M3HA030	62	F026M4DB030	63	F026M4GD030
63	F026M2HB033	62	F026M3DD033	63	F026M3HA033	62	F026M4DB033	63	F026M4GD033
63	F026M2HD001	62	F026M3EA001	63	F026M3HB001	62	F026M4DD001	63	F026M4HA001
63	F026M2HD006	62	F026M3EA006	63	F026M3HB006	62	F026M4DD006	63	F026M4HA006
63	F026M2HD012	62	F026M3EA012	63	F026M3HB012	62	F026M4DD012	63	F026M4HA012
63	F026M2HD018	62	F026M3EA018	63	F026M3HB018	62	F026M4DD018	63	F026M4HA018
63	F026M2HD030	62	F026M3EA030	63	F026M3HB030	62	F026M4DD030	63	F026M4HA030
63	F026M2HD033	62	F026M3EA033	63	F026M3HB033	62	F026M4DD033	63	F026M4HA033
61	F026M3BA001	62	F026M3EB001	63	F026M3HD001	62	F026M4EA001	63	F026M4HB001
61	F026M3BA006	62	F026M3EB006	63	F026M3HD006	62	F026M4EA006	63	F026M4HB006
61	F026M3BA012	62	F026M3EB012	63	F026M3HD012	62	F026M4EA012	63	F026M4HB012
61	F026M3BA018	62	F026M3EB018	63	F026M3HD018	62	F026M4EA018	63	F026M4HB018
61	F026M3BA030	62	F026M3EB030	63	F026M3HD030	62	F026M4EA030	63	F026M4HB030
61	F026M3BA033	62	F026M3EB033	63	F026M3HD033	62	F026M4EA033	63	F026M4HB033
61	F026M3BB001	62	F026M3ED001	61	F026M4BA001	62	F026M4EB001	63	F026M4HD001
61	F026M3BB006	62	F026M3ED006	61	F026M4BA006	62	F026M4EB006	63	F026M4HD006
61	F026M3BB012	62	F026M3ED012	61	F026M4BA012	62	F026M4EB012	63	F026M4HD012
61	F026M3BB018	62	F026M3ED018	61	F026M4BA018	62	F026M4EB018	63	F026M4HD018
61	F026M3BB030	62	F026M3ED030	61	F026M4BA030	62	F026M4EB030	63	F026M4HD030
61	F026M3BB033	62	F026M3ED033	61	F026M4BA033	62	F026M4EB033	63	F026M4HD033
61	F026M3BD001	62	F026M3FA001	61	F026M4BB001	62	F026M4ED001	83	F026Q2BA001
61	F026M3BD006	62	F026M3FA006	61	F026M4BB006	62	F026M4ED006	83	F026Q2BA006
61	F026M3BD012	62	F026M3FA012	61	F026M4BB012	62	F026M4ED012	83	F026Q2BA012
61	F026M3BD018	62	F026M3FA018	61	F026M4BB018	62	F026M4ED018	83	F026Q2BA018
61	F026M3BD030	62	F026M3FA030	61	F026M4BB030	62	F026M4ED030	83	F026Q2BA030
61	F026M3BD033	62	F026M3FA033	61	F026M4BB033	62	F026M4ED033	83	F026Q2BA033
61	F026M3CA001	62	F026M3FB001	61	F026M4BD001	62	F026M4FA001	83	F026Q2BB001
61	F026M3CA006	62	F026M3FB006	61	F026M4BD006	62	F026M4FA006	83	F026Q2BB006
61	F026M3CA012	62	F026M3FB012	61	F026M4BD012	62	F026M4FA012	83	F026Q2BB012
61	F026M3CA018	62	F026M3FB018	61	F026M4BD018	62	F026M4FA018	83	F026Q2BB018
61	F026M3CA030	62	F026M3FB030	61	F026M4BD030	62	F026M4FA030	83	F026Q2BB030
61	F026M3CA033	62	F026M3FB033	61	F026M4BD033	62	F026M4FA033	83	F026Q2BB033
61	F026M3CB001	62	F026M3FD001	61	F026M4CA001	62	F026M4FB001	83	F026Q2BD001
61	F026M3CB006	62	F026M3FD006	61	F026M4CA006	62	F026M4FB006	83	F026Q2BD006
61	F026M3CB012	62	F026M3FD012	61	F026M4CA012	62	F026M4FB012	83	F026Q2BD012
61	F026M3CB018	62	F026M3FD018	61	F026M4CA018	62	F026M4FB018	83	F026Q2BD018
61	F026M3CB030	62	F026M3FD030	61	F026M4CA030	62	F026M4FB030	83	F026Q2BD030
61	F026M3CB033	62	F026M3FD033	61	F026M4CA033	62	F026M4FB033	83	F026Q2BD033
61	F026M3CD001	63	F026M3GA001	61	F026M4CB001	62	F026M4FD001	83	F026Q2CA001
61	F026M3CD006	63	F026M3GA006	61	F026M4CB006	62	F026M4FD006	83	F026Q2CA006
61	F026M3CD012	63	F026M3GA012	61	F026M4CB012	62	F026M4FD012	83	F026Q2CA012
61	F026M3CD018	63	F026M3GA018	61	F026M4CB018	62	F026M4FD018	83	F026Q2CA018
61	F026M3CD030	63	F026M3GA030	61	F026M4CB030	62	F026M4FD030	83	F026Q2CA030
61	F026M3CD033	63	F026M3GA033	61	F026M4CB033	62	F026M4FD033	83	F026Q2CA033
62	F026M3DA001	63	F026M3GB001	61	F026M4CD001	63	F026M4GA001	83	F026Q2CB001

Page	Reference	Page	Reference	Page	Reference	Page	Reference	Page	Reference
83	F026Q2CB006	83	F026Q4BD006	101	F026R2CA006	102	F026R2FB006	100	F026R3AD006
83	F026Q2CB012	83	F026Q4BD012	101	F026R2CA012	102	F026R2FB012	100	F026R3AD012
83	F026Q2CB018	83	F026Q4BD018	101	F026R2CA018	102	F026R2FB018	100	F026R3AD018
83	F026Q2CB030	83	F026Q4BD030	101	F026R2CA030	102	F026R2FB030	100	F026R3AD030
83	F026Q2CB033	83	F026Q4BD033	101	F026R2CA033	102	F026R2FB033	100	F026R3AD033
83	F026Q2CD001	83	F026Q4CA001	101	F026R2CB001	102	F026R2FD001	100	F026R3BA001
83	F026Q2CD006	83	F026Q4CA006	101	F026R2CB006	102	F026R2FD006	100	F026R3BA006
83	F026Q2CD012	83	F026Q4CA012	101	F026R2CB012	102	F026R2FD012	100	F026R3BA012
83	F026Q2CD018	83	F026Q4CA018	101	F026R2CB018	102	F026R2FD018	100	F026R3BA018
83	F026Q2CD030	83	F026Q4CA030	101	F026R2CB030	102	F026R2FD030	100	F026R3BA030
83	F026Q2CD033	83	F026Q4CA033	101	F026R2CB033	102	F026R2FD033	100	F026R3BA033
83	F026Q3BA001	83	F026Q4CB001	101	F026R2CD001	102	F026R2GA001	100	F026R3BB001
83	F026Q3BA006	83	F026Q4CB006	101	F026R2CD006	102	F026R2GA006	100	F026R3BB006
83	F026Q3BA012	83	F026Q4CB012	101	F026R2CD012	102	F026R2GA012	100	F026R3BB012
83	F026Q3BA018	83	F026Q4CB018	101	F026R2CD018	102	F026R2GA018	100	F026R3BB018
83	F026Q3BA030	83	F026Q4CB030	101	F026R2CD030	102	F026R2GA030	100	F026R3BB030
83	F026Q3BA033	83	F026Q4CB033	101	F026R2CD033	102	F026R2GA033	100	F026R3BB033
83	F026Q3BB001	83	F026Q4CD001	101	F026R2DA001	102	F026R2GB001	100	F026R3BD001
83	F026Q3BB006	83	F026Q4CD006	101	F026R2DA006	102	F026R2GB006	100	F026R3BD006
83	F026Q3BB012	83	F026Q4CD012	101	F026R2DA012	102	F026R2GB012	100	F026R3BD012
83	F026Q3BB018	83	F026Q4CD018	101	F026R2DA018	102	F026R2GB018	100	F026R3BD018
83	F026Q3BB030	83	F026Q4CD030	101	F026R2DA030	102	F026R2GB030	100	F026R3BD030
83	F026Q3BB033	83	F026Q4CD033	101	F026R2DA033	102	F026R2GB033	100	F026R3BD033
83	F026Q3BD001	100	F026R2AA001	101	F026R2DB001	102	F026R2GD001	101	F026R3CA001
83	F026Q3BD006	100	F026R2AA006	101	F026R2DB006	102	F026R2GD006	101	F026R3CA006
83	F026Q3BD012	100	F026R2AA012	101	F026R2DB012	102	F026R2GD012	101	F026R3CA012
83	F026Q3BD018	100	F026R2AA018	101	F026R2DB018	102	F026R2GD018	101	F026R3CA018
83	F026Q3BD030	100	F026R2AA030	101	F026R2DB030	102	F026R2GD030	101	F026R3CA030
83	F026Q3BD033	100	F026R2AA033	101	F026R2DB033	102	F026R2GD033	101	F026R3CA033
83	F026Q3CA001	100	F026R2AB001	101	F026R2DD001	102	F026R2HA001	101	F026R3CB001
83	F026Q3CA006	100	F026R2AB006	101	F026R2DD006	102	F026R2HA006	101	F026R3CB006
83	F026Q3CA012	100	F026R2AB012	101	F026R2DD012	102	F026R2HA012	101	F026R3CB012
83	F026Q3CA018	100	F026R2AB018	101	F026R2DD018	102	F026R2HA018	101	F026R3CB018
83	F026Q3CA030	100	F026R2AB030	101	F026R2DD030	102	F026R2HA030	101	F026R3CB030
83	F026Q3CA033	100	F026R2AB033	101	F026R2DD033	102	F026R2HA033	101	F026R3CB033
83	F026Q3CB001	100	F026R2AD001	101	F026R2EA001	102	F026R2HB001	101	F026R3CD001
83	F026Q3CB006	100	F026R2AD006	101	F026R2EA006	102	F026R2HB006	101	F026R3CD006
83	F026Q3CB012	100	F026R2AD012	101	F026R2EA012	102	F026R2HB012	101	F026R3CD012
83	F026Q3CB018	100	F026R2AD018	101	F026R2EA018	102	F026R2HB018	101	F026R3CD018
83	F026Q3CB030	100	F026R2AD030	101	F026R2EA030	102	F026R2HB030	101	F026R3CD030
83	F026Q3CB033	100	F026R2AD033	101	F026R2EA033	102	F026R2HB033	101	F026R3CD033
83	F026Q3CD001	100	F026R2BA001	101	F026R2EB001	102	F026R2HD001	101	F026R3DA001
83	F026Q3CD006	100	F026R2BA006	101	F026R2EB006	102	F026R2HD006	101	F026R3DA006
83	F026Q3CD012	100	F026R2BA012	101	F026R2EB012	102	F026R2HD012	101	F026R3DA012
83	F026Q3CD018	100	F026R2BA018	101	F026R2EB018	102	F026R2HD018	101	F026R3DA018
83	F026Q3CD030	100	F026R2BA030	101	F026R2EB030	102	F026R2HD030	101	F026R3DA030
83	F026Q3CD033	100	F026R2BA033	101	F026R2EB033	102	F026R2HD033	101	F026R3DA033
83	F026Q4BA001	100	F026R2BB001	101	F026R2ED001	100	F026R3AA001	101	F026R3DB001
83	F026Q4BA006	100	F026R2BB006	101	F026R2ED006	100	F026R3AA006	101	F026R3DB006
83	F026Q4BA012	100	F026R2BB012	101	F026R2ED012	100	F026R3AA012	101	F026R3DB012
83	F026Q4BA018	100	F026R2BB018	101	F026R2ED018	100	F026R3AA018	101	F026R3DB018
83	F026Q4BA030	100	F026R2BB030	101	F026R2ED030	100	F026R3AA030	101	F026R3DB030
83	F026Q4BA033	100	F026R2BB033	101	F026R2ED033	100	F026R3AA033	101	F026R3DB033
83	F026Q4BB001	100	F026R2BD001	102	F026R2FA001	100	F026R3AB001	101	F026R3DD001
83	F026Q4BB006	100	F026R2BD006	102	F026R2FA006	100	F026R3AB006	101	F026R3DD006
83	F026Q4BB012	100	F026R2BD012	102	F026R2FA012	100	F026R3AB012	101	F026R3DD012
83	F026Q4BB018	100	F026R2BD018	102	F026R2FA018	100	F026R3AB018	101	F026R3DD018
83	F026Q4BB030	100	F026R2BD030	102	F026R2FA030	100	F026R3AB030	101	F026R3DD030
83	F026Q4BB033	100	F026R2BD033	102	F026R2FA033	100	F026R3AB033	101	F026R3DD033
83	F026Q4BD001	101	F026R2CA001	102	F026R2FB001	100	F026R3AD001	101	F026R3EA001

Page	Reference	Page	Reference	Page	Reference	Page	Reference	Page	Reference
88	F026V2AB006	89	F026V2DD006	90	F026V2HA006	89	F026V3CB006	90	F026V3FD006
88	F026V2AB012	89	F026V2DD012	90	F026V2HA012	89	F026V3CB012	90	F026V3FD012
88	F026V2AB018	89	F026V2DD018	90	F026V2HA018	89	F026V3CB018	90	F026V3FD018
88	F026V2AB030	89	F026V2DD030	90	F026V2HA030	89	F026V3CB030	90	F026V3FD030
88	F026V2AB033	89	F026V2DD033	90	F026V2HA033	89	F026V3CB033	90	F026V3FD033
88	F026V2AD001	89	F026V2EA001	90	F026V2HB001	89	F026V3CD001	90	F026V3GA001
88	F026V2AD006	89	F026V2EA006	90	F026V2HB006	89	F026V3CD006	90	F026V3GA006
88	F026V2AD012	89	F026V2EA012	90	F026V2HB012	89	F026V3CD012	90	F026V3GA012
88	F026V2AD018	89	F026V2EA018	90	F026V2HB018	89	F026V3CD018	90	F026V3GA018
88	F026V2AD030	89	F026V2EA030	90	F026V2HB030	89	F026V3CD030	90	F026V3GA030
88	F026V2AD033	89	F026V2EA033	90	F026V2HB033	89	F026V3CD033	90	F026V3GA033
88	F026V2BA001	89	F026V2EB001	90	F026V2HD001	89	F026V3DA001	90	F026V3GB001
88	F026V2BA006	89	F026V2EB006	90	F026V2HD006	89	F026V3DA006	90	F026V3GB006
88	F026V2BA012	89	F026V2EB012	90	F026V2HD012	89	F026V3DA012	90	F026V3GB012
88	F026V2BA018	89	F026V2EB018	90	F026V2HD018	89	F026V3DA018	90	F026V3GB018
88	F026V2BA030	89	F026V2EB030	90	F026V2HD030	89	F026V3DA030	90	F026V3GB030
88	F026V2BA033	89	F026V2EB033	90	F026V2HD033	89	F026V3DA033	90	F026V3GB033
88	F026V2BB001	89	F026V2ED001	88	F026V3AA001	89	F026V3DB001	90	F026V3GD001
88	F026V2BB006	89	F026V2ED006	88	F026V3AA006	89	F026V3DB006	90	F026V3GD006
88	F026V2BB012	89	F026V2ED012	88	F026V3AA012	89	F026V3DB012	90	F026V3GD012
88	F026V2BB018	89	F026V2ED018	88	F026V3AA018	89	F026V3DB018	90	F026V3GD018
88	F026V2BB030	89	F026V2ED030	88	F026V3AA030	89	F026V3DB030	90	F026V3GD030
88	F026V2BB033	89	F026V2ED033	88	F026V3AA033	89	F026V3DB033	90	F026V3GD033
88	F026V2BD001	90	F026V2FA001	88	F026V3AB001	89	F026V3DD001	90	F026V3HA001
88	F026V2BD006	90	F026V2FA006	88	F026V3AB006	89	F026V3DD006	90	F026V3HA006
88	F026V2BD012	90	F026V2FA012	88	F026V3AB012	89	F026V3DD012	90	F026V3HA012
88	F026V2BD018	90	F026V2FA018	88	F026V3AB018	89	F026V3DD018	90	F026V3HA018
88	F026V2BD030	90	F026V2FA030	88	F026V3AB030	89	F026V3DD030	90	F026V3HA030
88	F026V2BD033	90	F026V2FA033	88	F026V3AB033	89	F026V3DD033	90	F026V3HA033
89	F026V2CA001	90	F026V2FB001	88	F026V3AD001	89	F026V3EA001	90	F026V3HB001
89	F026V2CA006	90	F026V2FB006	88	F026V3AD006	89	F026V3EA006	90	F026V3HB006
89	F026V2CA012	90	F026V2FB012	88	F026V3AD012	89	F026V3EA012	90	F026V3HB012
89	F026V2CA018	90	F026V2FB018	88	F026V3AD018	89	F026V3EA018	90	F026V3HB018
89	F026V2CA030	90	F026V2FB030	88	F026V3AD030	89	F026V3EA030	90	F026V3HB030
89	F026V2CA033	90	F026V2FB033	88	F026V3AD033	89	F026V3EA033	90	F026V3HB033
89	F026V2CB001	90	F026V2FD001	88	F026V3BA001	89	F026V3EB001	90	F026V3HD001
89	F026V2CB006	90	F026V2FD006	88	F026V3BA006	89	F026V3EB006	90	F026V3HD006
89	F026V2CB012	90	F026V2FD012	88	F026V3BA012	89	F026V3EB012	90	F026V3HD012
89	F026V2CB018	90	F026V2FD018	88	F026V3BA018	89	F026V3EB018	90	F026V3HD018
89	F026V2CB030	90	F026V2FD030	88	F026V3BA030	89	F026V3EB030	90	F026V3HD030
89	F026V2CB033	90	F026V2FD033	88	F026V3BA033	89	F026V3EB033	90	F026V3HD033
89	F026V2CD001	90	F026V2GA001	88	F026V3BB001	89	F026V3ED001	88	F026V4AA001
89	F026V2CD006	90	F026V2GA006	88	F026V3BB006	89	F026V3ED006	88	F026V4AA006
89	F026V2CD012	90	F026V2GA012	88	F026V3BB012	89	F026V3ED012	88	F026V4AA012
89	F026V2CD018	90	F026V2GA018	88	F026V3BB018	89	F026V3ED018	88	F026V4AA018
89	F026V2CD030	90	F026V2GA030	88	F026V3BB030	89	F026V3ED030	88	F026V4AA030
89	F026V2CD033	90	F026V2GA033	88	F026V3BB033	89	F026V3ED033	88	F026V4AA033
89	F026V2DA001	90	F026V2GB001	88	F026V3BD001	90	F026V3FA001	88	F026V4AB001
89	F026V2DA006	90	F026V2GB006	88	F026V3BD006	90	F026V3FA006	88	F026V4AB006
89	F026V2DA012	90	F026V2GB012	88	F026V3BD012	90	F026V3FA012	88	F026V4AB012
89	F026V2DA018	90	F026V2GB018	88	F026V3BD018	90	F026V3FA018	88	F026V4AB018
89	F026V2DA030	90	F026V2GB030	88	F026V3BD030	90	F026V3FA030	88	F026V4AB030
89	F026V2DA033	90	F026V2GB033	88	F026V3BD033	90	F026V3FA033	88	F026V4AB033
89	F026V2DB001	90	F026V2GD001	89	F026V3CA001	90	F026V3FB001	88	F026V4AD001
89	F026V2DB006	90	F026V2GD006	89	F026V3CA006	90	F026V3FB006	88	F026V4AD006
89	F026V2DB012	90	F026V2GD012	89	F026V3CA012	90	F026V3FB012	88	F026V4AD012
89	F026V2DB018	90	F026V2GD018	89	F026V3CA018	90	F026V3FB018	88	F026V4AD018
89	F026V2DB030	90	F026V2GD030	89	F026V3CA030	90	F026V3FB030	88	F026V4AD030
89	F026V2DB033	90	F026V2GD033	89	F026V3CA033	90	F026V3FB033	88	F026V4AD033
89	F026V2DD001	90	F026V2HA001	89	F026V3CB001	90	F026V3FD001	88	F026V4BA001

Page	Reference	Page	Reference	Page	Reference	Page	Reference	Page	Reference
88	F026V4BA006	89	F026V4EB006	90	F026V4HD006	92	F026W2EA006	93	F026W2HB006
88	F026V4BA012	89	F026V4EB012	90	F026V4HD012	92	F026W2EA012	93	F026W2HB012
88	F026V4BA018	89	F026V4EB018	90	F026V4HD018	92	F026W2EA018	93	F026W2HB018
88	F026V4BA030	89	F026V4EB030	90	F026V4HD030	92	F026W2EA030	93	F026W2HB030
88	F026V4BA033	89	F026V4EB033	90	F026V4HD033	92	F026W2EA033	93	F026W2HB033
88	F026V4BB001	89	F026V4ED001	91	F026W2BA001	92	F026W2EB001	93	F026W2HD001
88	F026V4BB006	89	F026V4ED006	91	F026W2BA006	92	F026W2EB006	93	F026W2HD006
88	F026V4BB012	89	F026V4ED012	91	F026W2BA012	92	F026W2EB012	93	F026W2HD012
88	F026V4BB018	89	F026V4ED018	91	F026W2BA018	92	F026W2EB018	93	F026W2HD018
88	F026V4BB030	89	F026V4ED030	91	F026W2BA030	92	F026W2EB030	93	F026W2HD030
88	F026V4BB033	89	F026V4ED033	91	F026W2BA033	92	F026W2EB033	93	F026W2HD033
88	F026V4BD001	90	F026V4FA001	91	F026W2BB001	92	F026W2ED001	91	F026W3BA001
88	F026V4BD006	90	F026V4FA006	91	F026W2BB006	92	F026W2ED006	91	F026W3BA006
88	F026V4BD012	90	F026V4FA012	91	F026W2BB012	92	F026W2ED012	91	F026W3BA012
88	F026V4BD018	90	F026V4FA018	91	F026W2BB018	92	F026W2ED018	91	F026W3BA018
88	F026V4BD030	90	F026V4FA030	91	F026W2BB030	92	F026W2ED030	91	F026W3BA030
88	F026V4BD033	90	F026V4FA033	91	F026W2BB033	92	F026W2ED033	91	F026W3BA033
89	F026V4CA001	90	F026V4FB001	91	F026W2BD001	92	F026W2FA001	91	F026W3BB001
89	F026V4CA006	90	F026V4FB006	91	F026W2BD006	92	F026W2FA006	91	F026W3BB006
89	F026V4CA012	90	F026V4FB012	91	F026W2BD012	92	F026W2FA012	91	F026W3BB012
89	F026V4CA018	90	F026V4FB018	91	F026W2BD018	92	F026W2FA018	91	F026W3BB018
89	F026V4CA030	90	F026V4FB030	91	F026W2BD030	92	F026W2FA030	91	F026W3BB030
89	F026V4CA033	90	F026V4FB033	91	F026W2BD033	92	F026W2FA033	91	F026W3BB033
89	F026V4CB001	90	F026V4FD001	91	F026W2CA001	92	F026W2FB001	91	F026W3BD001
89	F026V4CB006	90	F026V4FD006	91	F026W2CA006	92	F026W2FB006	91	F026W3BD006
89	F026V4CB012	90	F026V4FD012	91	F026W2CA012	92	F026W2FB012	91	F026W3BD012
89	F026V4CB018	90	F026V4FD018	91	F026W2CA018	92	F026W2FB018	91	F026W3BD018
89	F026V4CB030	90	F026V4FD030	91	F026W2CA030	92	F026W2FB030	91	F026W3BD030
89	F026V4CB033	90	F026V4FD033	91	F026W2CA033	92	F026W2FB033	91	F026W3BD033
89	F026V4CD001	90	F026V4GA001	91	F026W2CB001	92	F026W2FD001	91	F026W3CA001
89	F026V4CD006	90	F026V4GA006	91	F026W2CB006	92	F026W2FD006	91	F026W3CA006
89	F026V4CD012	90	F026V4GA012	91	F026W2CB012	92	F026W2FD012	91	F026W3CA012
89	F026V4CD018	90	F026V4GA018	91	F026W2CB018	92	F026W2FD018	91	F026W3CA018
89	F026V4CD030	90	F026V4GA030	91	F026W2CB030	92	F026W2FD030	91	F026W3CA030
89	F026V4CD033	90	F026V4GA033	91	F026W2CB033	92	F026W2FD033	91	F026W3CA033
89	F026V4DA001	90	F026V4GB001	91	F026W2CD001	93	F026W2GA001	91	F026W3CB001
89	F026V4DA006	90	F026V4GB006	91	F026W2CD006	93	F026W2GA006	91	F026W3CB006
89	F026V4DA012	90	F026V4GB012	91	F026W2CD012	93	F026W2GA012	91	F026W3CB012
89	F026V4DA018	90	F026V4GB018	91	F026W2CD018	93	F026W2GA018	91	F026W3CB018
89	F026V4DA030	90	F026V4GB030	91	F026W2CD030	93	F026W2GA030	91	F026W3CB030
89	F026V4DA033	90	F026V4GB033	91	F026W2CD033	93	F026W2GA033	91	F026W3CB033
89	F026V4DB001	90	F026V4GD001	92	F026W2DA001	93	F026W2GB001	91	F026W3CD001
89	F026V4DB006	90	F026V4GD006	92	F026W2DA006	93	F026W2GB006	91	F026W3CD006
89	F026V4DB012	90	F026V4GD012	92	F026W2DA012	93	F026W2GB012	91	F026W3CD012
89	F026V4DB018	90	F026V4GD018	92	F026W2DA018	93	F026W2GB018	91	F026W3CD018
89	F026V4DB030	90	F026V4GD030	92	F026W2DA030	93	F026W2GB030	91	F026W3CD030
89	F026V4DB033	90	F026V4GD033	92	F026W2DA033	93	F026W2GB033	91	F026W3CD033
89	F026V4DD001	90	F026V4HA001	92	F026W2DB001	93	F026W2GD001	92	F026W3DA001
89	F026V4DD006	90	F026V4HA006	92	F026W2DB006	93	F026W2GD006	92	F026W3DA006
89	F026V4DD012	90	F026V4HA012	92	F026W2DB012	93	F026W2GD012	92	F026W3DA012
89	F026V4DD018	90	F026V4HA018	92	F026W2DB018	93	F026W2GD018	92	F026W3DA018
89	F026V4DD030	90	F026V4HA030	92	F026W2DB030	93	F026W2GD030	92	F026W3DA030
89	F026V4DD033	90	F026V4HA033	92	F026W2DB033	93	F026W2GD033	92	F026W3DA033
89	F026V4EA001	90	F026V4HB001	92	F026W2DD001	93	F026W2HA001	92	F026W3DB001
89	F026V4EA006	90	F026V4HB006	92	F026W2DD006	93	F026W2HA006	92	F026W3DB006
89	F026V4EA012	90	F026V4HB012	92	F026W2DD012	93	F026W2HA012	92	F026W3DB012
89	F026V4EA018	90	F026V4HB018	92	F026W2DD018	93	F026W2HA018	92	F026W3DB018
89	F026V4EA030	90	F026V4HB030	92	F026W2DD030	93	F026W2HA030	92	F026W3DB030
89	F026V4EA033	90	F026V4HB033	92	F026W2DD033	93	F026W2HA033	92	F026W3DB033
89	F026V4EB001	90	F026V4HD001	92	F026W2EA001	93	F026W2HB001	92	F026W3DD001

Page	Reference	Page	Reference	Page	Reference	Page	Reference	Page	Reference
92	F026W3DD006	93	F026W3HA006	92	F026W4DB006	93	F026W4GD006	33	F029Z014000
92	F026W3DD012	93	F026W3HA012	92	F026W4DB012	93	F026W4GD012	33	F029Z015000
92	F026W3DD018	93	F026W3HA018	92	F026W4DB018	93	F026W4GD018	39	F029Z020000
92	F026W3DD030	93	F026W3HA030	92	F026W4DB030	93	F026W4GD030	39	F029Z021000
92	F026W3DD033	93	F026W3HA033	92	F026W4DB033	93	F026W4GD033	39	F029Z022000
92	F026W3EA001	93	F026W3HB001	92	F026W4DD001	93	F026W4HA001	39	F029Z023000
92	F026W3EA006	93	F026W3HB006	92	F026W4DD006	93	F026W4HA006	39	F029Z024000
92	F026W3EA012	93	F026W3HB012	92	F026W4DD012	93	F026W4HA012	39	F029Z025000
92	F026W3EA018	93	F026W3HB018	92	F026W4DD018	93	F026W4HA018	210	F030A21A000
92	F026W3EA030	93	F026W3HB030	92	F026W4DD030	93	F026W4HA030	210	F030A21A001
92	F026W3EA033	93	F026W3HB033	92	F026W4DD033	93	F026W4HA033	210	F030A21A006
92	F026W3EB001	93	F026W3HD001	92	F026W4EA001	93	F026W4HB001	210	F030A21A012
92	F026W3EB006	93	F026W3HD006	92	F026W4EA006	93	F026W4HB006	210	F030A21A018
92	F026W3EB012	93	F026W3HD012	92	F026W4EA012	93	F026W4HB012	210	F030A21A030
92	F026W3EB018	93	F026W3HD018	92	F026W4EA018	93	F026W4HB018	210	F030A21A033
92	F026W3EB030	93	F026W3HD030	92	F026W4EA030	93	F026W4HB030	210	F030A21B000
92	F026W3EB033	93	F026W3HD033	92	F026W4EA033	93	F026W4HB033	210	F030A21B001
92	F026W3ED001	91	F026W4BA001	92	F026W4EB001	93	F026W4HD001	210	F030A21B006
92	F026W3ED006	91	F026W4BA006	92	F026W4EB006	93	F026W4HD006	210	F030A21B012
92	F026W3ED012	91	F026W4BA012	92	F026W4EB012	93	F026W4HD012	210	F030A21B018
92	F026W3ED018	91	F026W4BA018	92	F026W4EB018	93	F026W4HD018	210	F030A21B030
92	F026W3ED030	91	F026W4BA030	92	F026W4EB030	93	F026W4HD030	210	F030A21B033
92	F026W3ED033	91	F026W4BA033	92	F026W4EB033	93	F026W4HD033	210	F030A21D000
92	F026W3FA001	91	F026W4BB001	92	F026W4ED001	43	F026Z010000	210	F030A21D001
92	F026W3FA006	91	F026W4BB006	92	F026W4ED006	28	F026Z010000	210	F030A21D006
92	F026W3FA012	91	F026W4BB012	92	F026W4ED012	70	F026Z020001	210	F030A21D012
92	F026W3FA018	91	F026W4BB018	92	F026W4ED018	70	F026Z020006	210	F030A21D018
92	F026W3FA030	91	F026W4BB030	92	F026W4ED030	70	F026Z020012	210	F030A21D030
92	F026W3FA033	91	F026W4BB033	92	F026W4ED033	70	F026Z020018	210	F030A21D033
92	F026W3FB001	91	F026W4BD001	92	F026W4FA001	70	F026Z020030	210	F030A22A000
92	F026W3FB006	91	F026W4BD006	92	F026W4FA006	70	F026Z020033	210	F030A22A001
92	F026W3FB012	91	F026W4BD012	92	F026W4FA012	70	F026Z030001	210	F030A22A006
92	F026W3FB018	91	F026W4BD018	92	F026W4FA018	70	F026Z030006	210	F030A22A012
92	F026W3FB030	91	F026W4BD030	92	F026W4FA030	70	F026Z030012	210	F030A22A018
92	F026W3FB033	91	F026W4BD033	92	F026W4FA033	70	F026Z030018	210	F030A22A030
92	F026W3FD001	91	F026W4CA001	92	F026W4FB001	70	F026Z030030	210	F030A22A033
92	F026W3FD006	91	F026W4CA006	92	F026W4FB006	70	F026Z030033	210	F030A22B000
92	F026W3FD012	91	F026W4CA012	92	F026W4FB012	49	F026Z050001	210	F030A22B001
92	F026W3FD018	91	F026W4CA018	92	F026W4FB018	49	F026Z050006	210	F030A22B006
92	F026W3FD030	91	F026W4CA030	92	F026W4FB030	49	F026Z050012	210	F030A22B012
92	F026W3FD033	91	F026W4CA033	92	F026W4FB033	49	F026Z050018	210	F030A22B018
93	F026W3GA001	91	F026W4CB001	92	F026W4FD001	49	F026Z050030	210	F030A22B030
93	F026W3GA006	91	F026W4CB006	92	F026W4FD006	49	F026Z050033	210	F030A22B033
93	F026W3GA012	91	F026W4CB012	92	F026W4FD012	29	F026Z060000	210	F030A22D000
93	F026W3GA018	91	F026W4CB018	92	F026W4FD018	135	F026Z200006	210	F030A22D001
93	F026W3GA030	91	F026W4CB030	92	F026W4FD030	135	F026Z200018	210	F030A22D006
93	F026W3GA033	91	F026W4CB033	92	F026W4FD033	135	F026Z200033	210	F030A22D012
93	F026W3GB001	91	F026W4CD001	93	F026W4GA001	135	F026Z210006	210	F030A22D018
93	F026W3GB006	91	F026W4CD006	93	F026W4GA006	135	F026Z210018	210	F030A22D030
93	F026W3GB012	91	F026W4CD012	93	F026W4GA012	135	F026Z210033	210	F030A22D033
93	F026W3GB018	91	F026W4CD018	93	F026W4GA018	135	F026Z220006	211	F030A23A000
93	F026W3GB030	91	F026W4CD030	93	F026W4GA030	135	F026Z220018	211	F030A23A001
93	F026W3GB033	91	F026W4CD033	93	F026W4GA033	135	F026Z220033	211	F030A23A006
93	F026W3GD001	92	F026W4DA001	93	F026W4GB001	135	F026Z230006	211	F030A23A012
93	F026W3GD006	92	F026W4DA006	93	F026W4GB006	135	F026Z230018	211	F030A23A018
93	F026W3GD012	92	F026W4DA012	93	F026W4GB012	135	F026Z230033	211	F030A23A030
93	F026W3GD018	92	F026W4DA018	93	F026W4GB018	33	F029Z010000	211	F030A23A033
93	F026W3GD030	92	F026W4DA030	93	F026W4GB030	33	F029Z011000	211	F030A23B000
93	F026W3GD033	92	F026W4DA033	93	F026W4GB033	33	F029Z012000	211	F030A23B001
93	F026W3HA001	92	F026W4DB001	93	F026W4GD001	33	F029Z013000	211	F030A23B006

Page	Reference	Page	Reference	Page	Reference	Page	Reference	Page	Reference
216	F030D32A001	216	F030D41D030	408	F1110018-310	408	F1113033-310	409	F1117006-310
216	F030D32A006	216	F030D41D033	408	F1110030	408	F1114001	409	F1117012
216	F030D32A012	216	F030D42A000	408	F1110030-300	408	F1114001-300	409	F1117012-300
216	F030D32A018	216	F030D42A001	408	F1110030-310	408	F1114001-310	409	F1117012-310
216	F030D32A030	216	F030D42A006	408	F1110033	408	F1114006	409	F1117018
216	F030D32A033	216	F030D42A012	408	F1110033-300	408	F1114006-300	409	F1117018-300
216	F030D32B000	216	F030D42A018	408	F1110033-310	408	F1114006-310	409	F1117018-310
216	F030D32B001	216	F030D42A030	408	F1111001	408	F1114012	409	F1117030
216	F030D32B006	216	F030D42A033	408	F1111001-300	408	F1114012-300	409	F1117030-300
216	F030D32B012	216	F030D42B000	408	F1111001-310	408	F1114012-310	409	F1117030-310
216	F030D32B018	216	F030D42B001	408	F1111006	408	F1114018	409	F1117033
216	F030D32B030	216	F030D42B006	408	F1111006-300	408	F1114018-300	409	F1117033-300
216	F030D32B033	216	F030D42B012	408	F1111006-310	408	F1114018-310	409	F1117033-310
216	F030D32D000	216	F030D42B018	408	F1111012	408	F1114030	409	F1118001
216	F030D32D001	216	F030D42B030	408	F1111012-300	408	F1114030-300	409	F1118001-300
216	F030D32D006	216	F030D42B033	408	F1111012-310	408	F1114030-310	409	F1118001-310
216	F030D32D012	216	F030D42D000	408	F1111018	408	F1114033	409	F1118006
216	F030D32D018	216	F030D42D001	408	F1111018-300	408	F1114033-300	409	F1118006-300
216	F030D32D030	216	F030D42D006	408	F1111018-310	408	F1114033-310	409	F1118006-310
216	F030D32D033	216	F030D42D012	408	F1111030	408	F1115001	409	F1118012
217	F030D33A000	216	F030D42D018	408	F1111030-300	408	F1115001-300	409	F1118012-300
217	F030D33A001	216	F030D42D030	408	F1111030-310	408	F1115001-310	409	F1118012-310
217	F030D33A006	216	F030D42D033	408	F1111033	408	F1115006	409	F1118018
217	F030D33A012	217	F030D43A000	408	F1111033-300	408	F1115006-300	409	F1118018-300
217	F030D33A018	217	F030D43A001	408	F1111033-310	408	F1115006-310	409	F1118018-310
217	F030D33A030	217	F030D43A006	408	F1112001	408	F1115012	409	F1118030
217	F030D33A033	217	F030D43A012	408	F1112001-300	408	F1115012-300	409	F1118030-300
217	F030D33B000	217	F030D43A018	408	F1112001-310	408	F1115012-310	409	F1118030-310
217	F030D33B001	217	F030D43A030	408	F1112006	408	F1115018	409	F1118033
217	F030D33B006	217	F030D43A033	408	F1112006-300	408	F1115018-300	409	F1118033-300
217	F030D33B012	217	F030D43B000	408	F1112006-310	408	F1115018-310	409	F1118033-310
217	F030D33B018	217	F030D43B001	408	F1112012	408	F1115030	409	F1119001
217	F030D33B030	217	F030D43B006	408	F1112012-300	408	F1115030-300	409	F1119001-300
217	F030D33B033	217	F030D43B012	408	F1112012-310	408	F1115030-310	409	F1119001-310
217	F030D33D000	217	F030D43B018	408	F1112018	408	F1115033	409	F1119006
217	F030D33D001	217	F030D43B030	408	F1112018-300	408	F1115033-300	409	F1119006-300
217	F030D33D006	217	F030D43B033	408	F1112018-310	408	F1115033-310	409	F1119006-310
217	F030D33D012	217	F030D43D000	408	F1112030	409	F1116001	409	F1119012
217	F030D33D018	217	F030D43D001	408	F1112030-300	409	F1116001-300	409	F1119012-300
217	F030D33D030	217	F030D43D006	408	F1112030-310	409	F1116001-310	409	F1119012-310
217	F030D33D033	217	F030D43D012	408	F1112033	409	F1116006	409	F1119018
216	F030D41A000	217	F030D43D018	408	F1112033-300	409	F1116006-300	409	F1119018-300
216	F030D41A001	217	F030D43D030	408	F1112033-310	409	F1116006-310	409	F1119018-310
216	F030D41A006	217	F030D43D033	408	F1113001	409	F1116012	409	F1119030
216	F030D41A012	215	F030Z010000	408	F1113001-300	409	F1116012-300	409	F1119030-300
216	F030D41A018	217	F030Z020000	408	F1113001-310	409	F1116012-310	409	F1119030-310
216	F030D41A030	182	F038AAAAOZZ	408	F1113006	409	F1116018	409	F1119033
216	F030D41A033	182	F038AABAOZZ	408	F1113006-300	409	F1116018-300	409	F1119033-300
216	F030D41B000	182	F038AACAOZZ	408	F1113006-310	409	F1116018-310	409	F1119033-310
216	F030D41B001	408	F1110001	408	F1113012	409	F1116030	409	F1120001
216	F030D41B006	408	F1110001-300	408	F1113012-300	409	F1116030-300	409	F1120001-300
216	F030D41B012	408	F1110001-310	408	F1113012-310	409	F1116030-310	409	F1120001-310
216	F030D41B018	408	F1110006	408	F1113018	409	F1116033	409	F1120006
216	F030D41B030	408	F1110006-300	408	F1113018-300	409	F1116033-300	409	F1120006-300
216	F030D41B033	408	F1110006-310	408	F1113018-310	409	F1116033-310	409	F1120006-310
216	F030D41D000	408	F1110012	408	F1113030	409	F1117001	409	F1120012
216	F030D41D001	408	F1110012-300	408	F1113030-300	409	F1117001-300	409	F1120012-300
216	F030D41D006	408	F1110012-310	408	F1113030-310	409	F1117001-310	409	F1120012-310
216	F030D41D012	408	F1110018	408	F1113033	409	F1117006	409	F1120018
216	F030D41D018	408	F1110018-300	408	F1113033-300	409	F1117006-300	409	F1120018-300

Page	Reference	Page	Reference	Page	Reference	Page	Reference	Page	Reference
409	F1120018-310	410	F1141033-310	410	F1145006-310	411	F1148018-310	411	F1151033-310
409	F1120030	410	F1142001	410	F1145012	411	F1148030	412	F1170001
409	F1120030-300	410	F1142001-300.A	410	F1145012-300.A	411	F1148030-300.A	412	F1170001-300
409	F1120030-310	410	F1142001-310	410	F1145012-310	411	F1148030-310	412	F1170001-310
409	F1120033	410	F1142006	410	F1145018	411	F1148033	412	F1170006
409	F1120033-300	410	F1142006-300.A	410	F1145018-300.A	411	F1148033-300.A	412	F1170006-300
409	F1120033-310	410	F1142006-310	410	F1145018-310	411	F1148033-310	412	F1170006-310
409	F1121001	410	F1142012	410	F1145030	411	F1149001	412	F1170012
409	F1121001-300	410	F1142012-300.A	410	F1145030-300.A	411	F1149001-300.A	412	F1170012-300
409	F1121001-310	410	F1142012-310	410	F1145030-310	411	F1149001-310	412	F1170012-310
409	F1121006	410	F1142018	410	F1145033	411	F1149006	412	F1170018
409	F1121006-300	410	F1142018-300.A	410	F1145033-300.A	411	F1149006-300.A	412	F1170018-300
409	F1121006-310	410	F1142018-310	410	F1145033-310	411	F1149006-310	412	F1170018-310
409	F1121012	410	F1142030	411	F1146001	411	F1149012	412	F1170030
409	F1121012-300	410	F1142030-300.A	411	F1146001-300.A	411	F1149012-300.A	412	F1170030-300
409	F1121012-310	410	F1142030-310	411	F1146001-310	411	F1149012-310	412	F1170030-310
409	F1121018	410	F1142033	411	F1146006	411	F1149018	412	F1170033
409	F1121018-300	410	F1142033-300.A	411	F1146006-300.A	411	F1149018-300.A	412	F1170033-300
409	F1121018-310	410	F1142033-310	411	F1146006-310	411	F1149018-310	412	F1170033-310
409	F1121030	410	F1143001	411	F1146012	411	F1149030	412	F1171001
409	F1121030-300	410	F1143001-300.A	411	F1146012-300.A	411	F1149030-300.A	412	F1171001-300
409	F1121030-310	410	F1143001-310	411	F1146012-310	411	F1149030-310	412	F1171001-310
409	F1121033	410	F1143006	411	F1146018	411	F1149033	412	F1171006
409	F1121033-300	410	F1143006-300.A	411	F1146018-300.A	411	F1149033-300.A	412	F1171006-300
409	F1121033-310	410	F1143006-310	411	F1146018-310	411	F1149033-310	412	F1171006-310
410	F1140001	410	F1143012	411	F1146030	411	F1150001	412	F1171012
410	F1140001-300.A	410	F1143012-300.A	411	F1146030-300.A	411	F1150001-300.A	412	F1171012-300
410	F1140001-310	410	F1143012-310	411	F1146030-310	411	F1150001-310	412	F1171012-310
410	F1140006	410	F1143018	411	F1146033	411	F1150006	412	F1171018
410	F1140006-300.A	410	F1143018-300.A	411	F1146033-300.A	411	F1150006-300.A	412	F1171018-300
410	F1140006-310	410	F1143018-310	411	F1146033-310	411	F1150006-310	412	F1171018-310
410	F1140012	410	F1143030	411	F1147001	411	F1150012	412	F1171030
410	F1140012-300.A	410	F1143030-300.A	411	F1147001-300.A	411	F1150012-300.A	412	F1171030-300
410	F1140012-310	410	F1143030-310	411	F1147001-310	411	F1150012-310	412	F1171030-310
410	F1140018	410	F1143033	411	F1147006	411	F1150018	412	F1171033
410	F1140018-300.A	410	F1143033-300.A	411	F1147006-300.A	411	F1150018-300.A	412	F1171033-300
410	F1140018-310	410	F1143033-310	411	F1147006-310	411	F1150018-310	412	F1171033-310
410	F1140030	410	F1144001	411	F1147012	411	F1150030	412	F1172001
410	F1140030-300.A	410	F1144001-300.A	411	F1147012-300.A	411	F1150030-300.A	412	F1172001-300
410	F1140030-310	410	F1144001-310	411	F1147012-310	411	F1150030-310	412	F1172001-310
410	F1140033	410	F1144006	411	F1147018	411	F1150033	412	F1172006
410	F1140033-300.A	410	F1144006-300.A	411	F1147018-300.A	411	F1150033-300.A	412	F1172006-300
410	F1140033-310	410	F1144006-310	411	F1147018-310	411	F1150033-310	412	F1172006-310
410	F1141001	410	F1144012	411	F1147030	411	F1151001	412	F1172012
410	F1141001-300.A	410	F1144012-300.A	411	F1147030-300.A	411	F1151001-300.A	412	F1172012-300
410	F1141001-310	410	F1144012-310	411	F1147030-310	411	F1151001-310	412	F1172012-310
410	F1141006	410	F1144018	411	F1147033	411	F1151006	412	F1172018
410	F1141006-300.A	410	F1144018-300.A	411	F1147033-300.A	411	F1151006-300.A	412	F1172018-300
410	F1141006-310	410	F1144018-310	411	F1147033-310	411	F1151006-310	412	F1172018-310
410	F1141012	410	F1144030	411	F1148001	411	F1151012	412	F1172030
410	F1141012-300.A	410	F1144030-300.A	411	F1148001-300.A	411	F1151012-300.A	412	F1172030-300
410	F1141012-310	410	F1144030-310	411	F1148001-310	411	F1151012-310	412	F1172030-310
410	F1141018	410	F1144033	411	F1148006	411	F1151018	412	F1172033
410	F1141018-300.A	410	F1144033-300.A	411	F1148006-300.A	411	F1151018-300.A	412	F1172033-300
410	F1141018-310	410	F1144033-310	411	F1148006-310	411	F1151018-310	412	F1172033-310
410	F1141030	410	F1145001	411	F1148012	411	F1151030	412	F1173001
410	F1141030-300.A	410	F1145001-300.A	411	F1148012-300.A	411	F1151030-300.A	412	F1173001-300
410	F1141030-310	410	F1145001-310	411	F1148012-310	411	F1151030-310	412	F1173001-310
410	F1141033	410	F1145006	411	F1148018	411	F1151033	412	F1173006
410	F1141033-300.A	410	F1145006-300.A	411	F1148018-300.A	411	F1151033-300.A	412	F1173006-300

Page	Reference	Page	Reference	Page	Reference	Page	Reference	Page	Reference
412	F1173006-310	413	F1176018-310	413	F1179033-310	305	F1211012	306	F1230030-310
412	F1173012	413	F1176030	413	F1180001	305	F1211018	306	F1230033
412	F1173012-300	413	F1176030-300	413	F1180001-300	305	F1211030	306	F1230033-300
412	F1173012-310	413	F1176030-310	413	F1180001-310	305	F1211033	306	F1230033-310
412	F1173018	413	F1176033	413	F1180006	305	F1212001	306	F1231001
412	F1173018-300	413	F1176033-300	413	F1180006-300	305	F1212006	306	F1231001-300
412	F1173018-310	413	F1176033-310	413	F1180006-310	305	F1212012	306	F1231001-310
412	F1173030	413	F1177001	413	F1180012	305	F1212018	306	F1231006
412	F1173030-300	413	F1177001-300	413	F1180012-300	305	F1212030	306	F1231006-300
412	F1173030-310	413	F1177001-310	413	F1180012-310	305	F1212033	306	F1231006-310
412	F1173033	413	F1177006	413	F1180018	305	F1213001	306	F1231012
412	F1173033-300	413	F1177006-300	413	F1180018-300	305	F1213006	306	F1231012-300
412	F1173033-310	413	F1177006-310	413	F1180018-310	305	F1213012	306	F1231012-310
412	F1174001	413	F1177012	413	F1180030	305	F1213018	306	F1231018
412	F1174001-300	413	F1177012-300	413	F1180030-300	305	F1213030	306	F1231018-300
412	F1174001-310	413	F1177012-310	413	F1180030-310	305	F1213033	306	F1231018-310
412	F1174006	413	F1177018	413	F1180033	305	F1214001	306	F1231030
412	F1174006-300	413	F1177018-300	413	F1180033-300	305	F1214006	306	F1231030-300
412	F1174006-310	413	F1177018-310	413	F1180033-310	305	F1214012	306	F1231030-310
412	F1174012	413	F1177030	413	F1181001	305	F1214018	306	F1231033
412	F1174012-300	413	F1177030-300	413	F1181001-300	305	F1214030	306	F1231033-300
412	F1174012-310	413	F1177030-310	413	F1181001-310	305	F1214033	306	F1231033-310
412	F1174018	413	F1177033	413	F1181006	305	F1215001	306	F1232001
412	F1174018-300	413	F1177033-300	413	F1181006-300	305	F1215006	306	F1232001-300
412	F1174018-310	413	F1177033-310	413	F1181006-310	305	F1215012	306	F1232001-310
412	F1174030	413	F1178001	413	F1181012	305	F1215018	306	F1232006
412	F1174030-300	413	F1178001-300	413	F1181012-300	305	F1215030	306	F1232006-300
412	F1174030-310	413	F1178001-310	413	F1181012-310	305	F1215033	306	F1232006-310
412	F1174033	413	F1178006	413	F1181018	305	F1216001	306	F1232012
412	F1174033-300	413	F1178006-300	413	F1181018-300	305	F1216006	306	F1232012-300
412	F1174033-310	413	F1178006-310	413	F1181018-310	305	F1216012	306	F1232012-310
412	F1175001	413	F1178012	413	F1181030	305	F1216018	306	F1232018
412	F1175001-300	413	F1178012-300	413	F1181030-300	305	F1216030	306	F1232018-300
412	F1175001-310	413	F1178012-310	413	F1181030-310	305	F1216033	306	F1232018-310
412	F1175006	413	F1178018	413	F1181033	305	F1217001	306	F1232030
412	F1175006-300	413	F1178018-300	413	F1181033-300	305	F1217006	306	F1232030-300
412	F1175006-310	413	F1178018-310	413	F1181033-310	305	F1217012	306	F1232030-310
412	F1175012	413	F1178030	554	F1203001	305	F1217018	306	F1232033
412	F1175012-300	413	F1178030-300	554	F1203006	305	F1217030	306	F1232033-300
412	F1175012-310	413	F1178030-310	554	F1203012	305	F1217033	306	F1232033-310
412	F1175018	413	F1178033	554	F1203018	305	F1218001	306	F1233001
412	F1175018-300	413	F1178033-300	554	F1203030	305	F1218006	306	F1233001-300
412	F1175018-310	413	F1178033-310	554	F1203033	305	F1218012	306	F1233001-310
412	F1175030	413	F1179001	554	F1204001	305	F1218018	306	F1233006
412	F1175030-300	413	F1179001-300	554	F1204006	305	F1218030	306	F1233006-300
412	F1175030-310	413	F1179001-310	554	F1204012	305	F1218033	306	F1233006-310
412	F1175033	413	F1179006	554	F1204018	306	F1230001	306	F1233012
412	F1175033-300	413	F1179006-300	554	F1204030	306	F1230001-300	306	F1233012-300
412	F1175033-310	413	F1179006-310	554	F1204033	306	F1230001-310	306	F1233012-310
413	F1176001	413	F1179012	309	F1207000	306	F1230006	306	F1233018
413	F1176001-300	413	F1179012-300	309	F1208000	306	F1230006-300	306	F1233018-300
413	F1176001-310	413	F1179012-310	304	F1209000	306	F1230006-310	306	F1233018-310
413	F1176006	413	F1179018	305	F1210001	306	F1230012	306	F1233030
413	F1176006-300	413	F1179018-300	305	F1210006	306	F1230012-300	306	F1233030-300
413	F1176006-310	413	F1179018-310	305	F1210012	306	F1230012-310	306	F1233030-310
413	F1176012	413	F1179030	305	F1210018	306	F1230018	306	F1233033
413	F1176012-300	413	F1179030-300	305	F1210030	306	F1230018-300	306	F1233033-300
413	F1176012-310	413	F1179030-310	305	F1210033	306	F1230018-310	306	F1233033-310
413	F1176018	413	F1179033	305	F1211001	306	F1230030	306	F1234001
413	F1176018-300	413	F1179033-300	305	F1211006	306	F1230030-300	306	F1234001-300

Page	Reference	Page	Reference	Page	Reference	Page	Reference	Page	Reference
306	F1234001-310	306	F1237012-310	307	F1255012	308	F1272001-310	308	F1275012-310
306	F1234006	306	F1237018	307	F1255018	308	F1272006	308	F1275018
306	F1234006-300	306	F1237018-300	307	F1255030	308	F1272006-300	308	F1275018-300
306	F1234006-310	306	F1237018-310	307	F1255033	308	F1272006-310	308	F1275018-310
306	F1234012	306	F1237030	307	F1256001	308	F1272012	308	F1275030
306	F1234012-300	306	F1237030-300	307	F1256006	308	F1272012-300	308	F1275030-300
306	F1234012-310	306	F1237030-310	307	F1256012	308	F1272012-310	308	F1275030-310
306	F1234018	306	F1237033	307	F1256018	308	F1272018	308	F1275033
306	F1234018-300	306	F1237033-300	307	F1256030	308	F1272018-300	308	F1275033-300
306	F1234018-310	306	F1237033-310	307	F1256033	308	F1272018-310	308	F1275033-310
306	F1234030	306	F1238001	307	F1257001	308	F1272030	308	F1276001
306	F1234030-300	306	F1238001-300	307	F1257006	308	F1272030-300	308	F1276001-300
306	F1234030-310	306	F1238001-310	307	F1257012	308	F1272030-310	308	F1276001-310
306	F1234033	306	F1238006	307	F1257018	308	F1272033	308	F1276006
306	F1234033-300	306	F1238006-300	307	F1257030	308	F1272033-300	308	F1276006-300
306	F1234033-310	306	F1238006-310	307	F1257033	308	F1272033-310	308	F1276006-310
306	F1235001	306	F1238012	307	F1258001	308	F1273001	308	F1276012
306	F1235001-300	306	F1238012-300	307	F1258006	308	F1273001-300	308	F1276012-300
306	F1235001-310	306	F1238012-310	307	F1258012	308	F1273001-310	308	F1276012-310
306	F1235006	306	F1238018	307	F1258018	308	F1273006	308	F1276018
306	F1235006-300	306	F1238018-300	307	F1258030	308	F1273006-300	308	F1276018-300
306	F1235006-310	306	F1238018-310	307	F1258033	308	F1273006-310	308	F1276018-310
306	F1235012	306	F1238030	308	F1270001	308	F1273012	308	F1276030
306	F1235012-300	306	F1238030-300	308	F1270001-300	308	F1273012-300	308	F1276030-300
306	F1235012-310	306	F1238030-310	308	F1270001-310	308	F1273012-310	308	F1276030-310
306	F1235018	306	F1238033	308	F1270006	308	F1273018	308	F1276033
306	F1235018-300	306	F1238033-300	308	F1270006-300	308	F1273018-300	308	F1276033-300
306	F1235018-310	306	F1238033-310	308	F1270006-310	308	F1273018-310	308	F1276033-310
306	F1235030	307	F1250001	308	F1270012	308	F1273030	308	F1277001
306	F1235030-300	307	F1250006	308	F1270012-300	308	F1273030-300	308	F1277001-300
306	F1235030-310	307	F1250012	308	F1270012-310	308	F1273030-310	308	F1277001-310
306	F1235033	307	F1250018	308	F1270018	308	F1273033	308	F1277006
306	F1235033-300	307	F1250030	308	F1270018-300	308	F1273033-300	308	F1277006-300
306	F1235033-310	307	F1250033	308	F1270018-310	308	F1273033-310	308	F1277006-310
306	F1236001	307	F1251001	308	F1270030	308	F1274001	308	F1277012
306	F1236001-300	307	F1251006	308	F1270030-300	308	F1274001-300	308	F1277012-300
306	F1236001-310	307	F1251012	308	F1270030-310	308	F1274001-310	308	F1277012-310
306	F1236006	307	F1251018	308	F1270033	308	F1274006	308	F1277018
306	F1236006-300	307	F1251030	308	F1270033-300	308	F1274006-300	308	F1277018-300
306	F1236006-310	307	F1251033	308	F1270033-310	308	F1274006-310	308	F1277018-310
306	F1236012	307	F1252001	308	F1271001	308	F1274012	308	F1277030
306	F1236012-300	307	F1252006	308	F1271001-300	308	F1274012-300	308	F1277030-300
306	F1236012-310	307	F1252012	308	F1271001-310	308	F1274012-310	308	F1277030-310
306	F1236018	307	F1252018	308	F1271006	308	F1274018	308	F1277033
306	F1236018-300	307	F1252030	308	F1271006-300	308	F1274018-300	308	F1277033-300
306	F1236018-310	307	F1252033	308	F1271006-310	308	F1274018-310	308	F1277033-310
306	F1236030	307	F1253001	308	F1271012	308	F1274030	308	F1278001
306	F1236030-300	307	F1253006	308	F1271012-300	308	F1274030-300	308	F1278001-300
306	F1236030-310	307	F1253012	308	F1271012-310	308	F1274030-310	308	F1278001-310
306	F1236033	307	F1253018	308	F1271018	308	F1274033	308	F1278006
306	F1236033-300	307	F1253030	308	F1271018-300	308	F1274033-300	308	F1278006-300
306	F1236033-310	307	F1253033	308	F1271018-310	308	F1274033-310	308	F1278006-310
306	F1237001	307	F1254001	308	F1271030	308	F1275001	308	F1278012
306	F1237001-300	307	F1254006	308	F1271030-300	308	F1275001-300	308	F1278012-300
306	F1237001-310	307	F1254012	308	F1271030-310	308	F1275001-310	308	F1278012-310
306	F1237006	307	F1254018	308	F1271033	308	F1275006	308	F1278018
306	F1237006-300	307	F1254030	308	F1271033-300	308	F1275006-300	308	F1278018-300
306	F1237006-310	307	F1254033	308	F1271033-310	308	F1275006-310	308	F1278018-310
306	F1237012	307	F1255001	308	F1272001	308	F1275012	308	F1278030
306	F1237012-300	307	F1255006	308	F1272001-300	308	F1275012-300	308	F1278030-300

Page	Reference	Page	Reference	Page	Reference	Page	Reference	Page	Reference
308	F1278030-310	398	F1315089-310	398	F1317089-310	390	F4352006	391	F4356001-300
308	F1278033	398	F1315090	398	F1317090	390	F4352012	391	F4356001-310
308	F1278033-300	398	F1315090-300	398	F1317090-300	390	F4352018	391	F4356006
308	F1278033-310	398	F1315090-310	398	F1317090-310	390	F4352030	391	F4356006-300
398	F1310000	398	F1316000	399	F1318000	390	F4352033	391	F4356006-310
398	F1310001	398	F1316000-300	304	F1330089.A	390	F4353001	391	F4356012
398	F1310006	398	F1316000-310	304	F1331089.A	390	F4353001-300	391	F4356012-300
398	F1310012	398	F1316001	304	F1332089.A	390	F4353001-310	391	F4356012-310
398	F1310018	398	F1316001-300	452	F2250001	390	F4353006	391	F4356018
398	F1310030	398	F1316001-310	452	F2250006	390	F4353006-300	391	F4356018-300
398	F1310033	398	F1316006	452	F2250012	390	F4353006-310	391	F4356018-310
398	F1310087	398	F1316006-300	452	F2250018	390	F4353012	391	F4356030
398	F1310089	398	F1316006-310	452	F2250030	390	F4353012-300	391	F4356030-300
398	F1310090	398	F1316012	452	F2250033	390	F4353012-310	391	F4356030-310
398	F1311000	398	F1316012-300	452	F2251001	390	F4353018	391	F4356033
398	F1311001	398	F1316012-310	452	F2251006	390	F4353018-300	391	F4356033-300
398	F1311006	398	F1316018	452	F2251012	390	F4353018-310	391	F4356033-310
398	F1311012	398	F1316018-300	452	F2251018	390	F4353030	391	F4357001
398	F1311018	398	F1316018-310	452	F2251030	390	F4353030-300	391	F4357001-300
398	F1311030	398	F1316030	452	F2251033	390	F4353030-310	391	F4357001-310
398	F1311033	398	F1316030-300	452	F2252001	390	F4353033	391	F4357006
398	F1311087	398	F1316030-310	452	F2252006	390	F4353033-300	391	F4357006-300
398	F1311089	398	F1316033	452	F2252012	390	F4353033-310	391	F4357006-310
398	F1311090	398	F1316033-300	452	F2252018	390	F4354001	391	F4357012
398	F1312000	398	F1316033-310	452	F2252030	390	F4354001-300	391	F4357012-300
398	F1312001	398	F1316087	452	F2252033	390	F4354001-310	391	F4357012-310
398	F1312006	398	F1316087-300	452	F2260001	390	F4354006	391	F4357018
398	F1312012	398	F1316087-310	452	F2260006	390	F4354006-300	391	F4357018-300
398	F1312018	398	F1316089	452	F2260012	390	F4354006-310	391	F4357018-310
398	F1312030	398	F1316089-300	452	F2260018	390	F4354012	391	F4357030
398	F1312033	398	F1316089-310	452	F2260030	390	F4354012-300	391	F4357030-300
398	F1312087	398	F1316090	452	F2260033	390	F4354012-310	391	F4357030-310
398	F1312089	398	F1316090-300	452	F2261001	390	F4354018	391	F4357033
398	F1312090	398	F1316090-310	452	F2261006	390	F4354018-300	391	F4357033-300
398	F1315000	398	F1317000	452	F2261012	390	F4354018-310	391	F4357033-310
398	F1315000-300	398	F1317000-300	452	F2261018	390	F4354030	391	F4358001
398	F1315000-310	398	F1317000-310	452	F2261030	390	F4354030-300	391	F4358001-300
398	F1315001	398	F1317001	452	F2261033	390	F4354030-310	391	F4358001-310
398	F1315001-300	398	F1317001-300	452	F2262001	390	F4354033	391	F4358006
398	F1315001-310	398	F1317001-310	452	F2262006	390	F4354033-300	391	F4358006-300
398	F1315006	398	F1317006	452	F2262012	390	F4354033-310	391	F4358006-310
398	F1315006-300	398	F1317006-300	452	F2262018	390	F4355001	391	F4358012
398	F1315006-310	398	F1317006-310	452	F2262030	390	F4355001-300	391	F4358012-300
398	F1315012	398	F1317012	452	F2262033	390	F4355001-310	391	F4358012-310
398	F1315012-300	398	F1317012-300	391	F4301000	390	F4355006	391	F4358018
398	F1315012-310	398	F1317012-310	391	F4302000	390	F4355006-300	391	F4358018-300
398	F1315018	398	F1317018	391	F4303000	390	F4355006-310	391	F4358018-310
398	F1315018-300	398	F1317018-300	390	F4350001	390	F4355012	391	F4358030
398	F1315018-310	398	F1317018-310	390	F4350006	390	F4355012-300	391	F4358030-300
398	F1315030	398	F1317030	390	F4350012	390	F4355012-310	391	F4358030-310
398	F1315030-300	398	F1317030-300	390	F4350018	390	F4355018	391	F4358033
398	F1315030-310	398	F1317030-310	390	F4350030	390	F4355018-300	391	F4358033-300
398	F1315033	398	F1317033	390	F4350033	390	F4355018-310	391	F4358033-310
398	F1315033-300	398	F1317033-300	390	F4351001	390	F4355030	463	F4555000
398	F1315033-310	398	F1317033-310	390	F4351006	390	F4355030-300	463	F4556000
398	F1315087	398	F1317087	390	F4351012	390	F4355030-310	463	F4557000
398	F1315087-300	398	F1317087-300	390	F4351018	390	F4355033	463	F4558000
398	F1315087-310	398	F1317087-310	390	F4351030	390	F4355033-300	463	F4559000
398	F1315089	398	F1317089	390	F4351033	390	F4355033-310	463	F4560000
398	F1315089-300	398	F1317089-300	390	F4352001	391	F4356001	462	F4570045.A

Page	Reference	Page	Reference	Page	Reference	Page	Reference	Page	Reference
462	F4570048.A	461	F4581045-310.A	461	F4586045-300	460	F4591045-300	460	F4596045-300
462	F4570056.A	461	F4581045.A	461	F4586045-310	460	F4591045-310	460	F4596045-310
462	F4570065.A	461	F4581048-300.A	461	F4586048	460	F4591048	460	F4596048
462	F4571045.A	461	F4581048-310.A	461	F4586048-300	460	F4591048-300	460	F4596048-300
462	F4571048.A	461	F4581048.A	461	F4586048-310	460	F4591048-310	460	F4596048-310
462	F4571056.A	461	F4581056-300.A	461	F4586056	460	F4591056	460	F4596056
462	F4571065.A	461	F4581056-310.A	461	F4586056-300	460	F4591056-300	460	F4596056-300
462	F4572045.A	461	F4581056.A	461	F4586056-310	460	F4591056-310	460	F4596056-310
462	F4572048.A	461	F4581065-300.A	461	F4586065	460	F4591065	460	F4596065
462	F4572056.A	461	F4581065-310.A	461	F4586065-300	460	F4591065-300	460	F4596065-300
462	F4572065.A	461	F4581065.A	461	F4586065-310	460	F4591065-310	460	F4596065-310
462	F4573045	461	F4582045	461	F4587045	460	F4592045	463	F4597000
462	F4573048	461	F4582045-300	461	F4587045-300	460	F4592045-300	463	F4598000
462	F4573056	461	F4582045-310	461	F4587045-310	460	F4592045-310	463	F4599000
462	F4573065	461	F4582048	461	F4587048	460	F4592048	380	F5960044
462	F4574045	461	F4582048-300	461	F4587048-300	460	F4592048-300	380	F5960047
462	F4574048	461	F4582048-310	461	F4587048-310	460	F4592048-310	380	F5960055
462	F4574056	461	F4582056	461	F4587056	460	F4592056	380	F5960066
462	F4574065	461	F4582056-300	461	F4587056-300	460	F4592056-300	380	F5961044
462	F4575045	461	F4582056-310	461	F4587056-310	460	F4592056-310	380	F5961047
462	F4575048	461	F4582065	461	F4587065	460	F4592065	380	F5961055
462	F4575056	461	F4582065-300	461	F4587065-300	460	F4592065-300	380	F5961066
462	F4575065	461	F4582065-310	461	F4587065-310	460	F4592065-310	381	F5962000
462	F4576045	461	F4583045	460	F4588045-300.A	460	F4593045	380	F5970044
462	F4576048	461	F4583045-300	460	F4588045-310.A	460	F4593045-300	380	F5970047
462	F4576056	461	F4583045-310	460	F4588045.A	460	F4593045-310	380	F5970055
462	F4576065	461	F4583048	460	F4588048-300.A	460	F4593048	380	F5970066
462	F4577045	461	F4583048-300	460	F4588048-310.A	460	F4593048-300	380	F5971044
462	F4577048	461	F4583048-310	460	F4588048.A	460	F4593048-310	380	F5971047
462	F4577056	461	F4583056	460	F4588056-300.A	460	F4593056	380	F5971055
462	F4577065	461	F4583056-300	460	F4588056-310.A	460	F4593056-300	380	F5971066
462	F4578045	461	F4583056-310	460	F4588056.A	460	F4593056-310	380	F5980044
462	F4578048	461	F4583065	460	F4588065-300.A	460	F4593065	380	F5980047
462	F4578056	461	F4583065-300	460	F4588065-310.A	460	F4593065-300	380	F5980055
462	F4578065	461	F4583065-310	460	F4588065.A	460	F4593065-310	380	F5980066
461	F4579045-300.A	461	F4584045	460	F4589045-300.A	460	F4594045	380	F5981044
461	F4579045-310.A	461	F4584045-300	460	F4589045-310.A	460	F4594045-300	380	F5981047
461	F4579045.A	461	F4584045-310	460	F4589045.A	460	F4594045-310	380	F5981055
461	F4579048-300.A	461	F4584048	460	F4589048-300.A	460	F4594048	380	F5981066
461	F4579048-310.A	461	F4584048-300	460	F4589048-310.A	460	F4594048-300	267	F6268022
461	F4579048.A	461	F4584048-310	460	F4589048.A	460	F4594048-310	267	F6268041
461	F4579056-300.A	461	F4584056	460	F4589056-300.A	460	F4594056	267	F6367022
461	F4579056-310.A	461	F4584056-300	460	F4589056-310.A	460	F4594056-300	267	F6367041
461	F4579056.A	461	F4584056-310	460	F4589056.A	460	F4594056-310	266	F6468022
461	F4579065-300.A	461	F4584065	460	F4589065-300.A	460	F4594065	266	F6468041
461	F4579065-310.A	461	F4584065-300	460	F4589065-310.A	460	F4594065-300	266	F6469022
461	F4579065.A	461	F4584065-310	460	F4589065.A	460	F4594065-310	266	F6469041
461	F4580045-300.A	461	F4585045	460	F4590045-300.A	460	F4595045	319	F990B00A000
461	F4580045-310.A	461	F4585045-300	460	F4590045-310.A	460	F4595045-300	284	F990B01A000
461	F4580045.A	461	F4585045-310	460	F4590045.A	460	F4595045-310	319	F990B02A000
461	F4580048-300.A	461	F4585048	460	F4590048-300.A	460	F4595048	284	F990B03A000
461	F4580048-310.A	461	F4585048-300	460	F4590048-310.A	460	F4595048-300	319	F990B04A000
461	F4580048.A	461	F4585048-310	460	F4590048.A	460	F4595048-310	284	F990B05A000
461	F4580056-300.A	461	F4585056	460	F4590056-300.A	460	F4595056	555	F990B07A000
461	F4580056-310.A	461	F4585056-300	460	F4590056-310.A	460	F4595056-300	554	F990B08A000
461	F4580056.A	461	F4585056-310	460	F4590056.A	460	F4595056-310	555	F990B09A000
461	F4580065-300.A	461	F4585065	460	F4590065-300.A	460	F4595065	525	F990B10A000
461	F4580065-310.A	461	F4585065-300	460	F4590065-310.A	460	F4595065-300	525	F990B11A000
461	F4580065.A	461	F4585065-310	460	F4590065.A	460	F4595065-310	525	F990B12A000
461	F4581045-300.A	461	F4586045	460	F4591045	460	F4596045	525	F990B13A000

Page	Reference	Page	Reference	Page	Reference	Page	Reference	Page	Reference
555	F990B14A000	518	FA100182122	699	FA1051071230	696	FA1051711206.A	699	FA1051900070
554	F990B15A000	522	FA100182125	699	FA1051071233	696	FA1051711212.A	699	FA1051901101
284	F990B16A000	521	FA100182130	699	FA1051071270	696	FA1051711218.A	699	FA1051901106
284	F990B17A000	521	FA100182132	699	FA1051072001	696	FA1051711230.A	699	FA1051901112
284	F990B18A000	517	FA10018230	699	FA1051072006	696	FA1051711233.A	699	FA1051901118
433	F990B21A000	517	FA10018240	699	FA1051072012	696	FA1051711270.A	699	FA1051901130
525	F990B22A000	521	FA10018241	699	FA1051072018	716	FA10517114357.A	699	FA1051901133
319	F990B23AZ00	730	FA100501	699	FA1051072030	716	FA10517114557.A	699	FA1051901170
52	F990C00A000	730	FA100506	699	FA1051072033	698	FA1051720001	699	FA1051901201
52	F990C010000	730	FA100512	699	FA1051072070	698	FA1051720006	699	FA1051901206
53	F990C030000	730	FA100518	699	FA1051072101	698	FA1051720012	699	FA1051901212
372	F990C040000	730	FA100530	699	FA1051072106	698	FA1051720018	699	FA1051901218
284	F990C050000	730	FA100533	699	FA1051072112	698	FA1051720030	699	FA1051901230
53	F990C080000	730	FA100901	699	FA1051072118	698	FA1051720033	699	FA1051901233
52	F990C100000	730	FA100906	699	FA1051072130	698	FA1051720070	699	FA1051901270
52	F990C110000	730	FA100912	699	FA1051072133	698	FA1051721101	718	FA10521114557
675	F990E00A000	730	FA100918	699	FA1051072170	698	FA1051721106	718	FA10521114757
135	F990G300000	730	FA100930	699	FA1051072201	698	FA1051721112	702	FA1052510001
319	F990H010000	730	FA100933	699	FA1051072206	698	FA1051721118	702	FA1052510006
518	FA10017412	523	FA101	699	FA1051072212	698	FA1051721130	702	FA1052510012
519	FA100174122	523	FA102	699	FA1051072218	698	FA1051721133	702	FA1052510018
523	FA100174125	625	FA1022290001	699	FA1051072230	698	FA1051721170	702	FA1052510030
522	FA100174132	625	FA1022290006	699	FA1051072233	698	FA1051721201	702	FA1052510033
518	FA10017440	625	FA1022290012	699	FA1051072270	698	FA1051721206	702	FA1052510070
522	FA10017441	625	FA1022290018	696	FA1051440001.A	698	FA1051721212	702	FA1052511201
516	FA100176118	625	FA1022290030	696	FA1051440006.A	698	FA1051721218	702	FA1052511206
516	FA10017612	625	FA1022290033	696	FA1051440012.A	698	FA1051721230	702	FA1052511212
520	FA100176124	625	FA102950001	696	FA1051440018.A	698	FA1051721233	702	FA1052511218
520	FA100176133	625	FA102950006	696	FA1051440030.A	698	FA1051721270	702	FA1052511230
516	FA10017640	625	FA102950012	696	FA1051440033.A	717	FA10517214457	702	FA1052511233
520	FA10017641	625	FA102950018	696	FA1051440070.A	717	FA10517214657	702	FA1052511270
516	FA100177118	625	FA102950030	696	FA1051441201.A	697	FA1051730001.A	702	FA1052520001
516	FA10017712	625	FA102950033	696	FA1051441206.A	697	FA1051730006.A	702	FA1052520006
520	FA100177124	625	FA102960001	696	FA1051441212.A	697	FA1051730012.A	702	FA1052520012
520	FA100177133	625	FA102960006	696	FA1051441218.A	697	FA1051730018.A	702	FA1052520018
516	FA10017740	625	FA102960012	696	FA1051441230.A	697	FA1051730030.A	702	FA1052520030
520	FA10017741	625	FA102960018	696	FA1051441233.A	697	FA1051730033.A	702	FA1052520033
517	FA10017912	625	FA102960030	696	FA1051441270.A	697	FA1051730070.A	702	FA1052520070
518	FA100179122	625	FA102960033	696	FA1051442001.A	716	FA10517314357.A	702	FA1052521201
522	FA100179125	362	FA1041040090	696	FA1051442006.A	700	FA1051740001	702	FA1052521206
521	FA100179130	362	FA1041060090	696	FA1051442012.A	700	FA1051740006	702	FA1052521212
521	FA100179132	362	FA1041970090	696	FA1051442018.A	700	FA1051740012	702	FA1052521218
517	FA10017930	699	FA1051070001	696	FA1051442030.A	700	FA1051740018	702	FA1052521230
517	FA10017940	699	FA1051070006	696	FA1051442033.A	700	FA1051740030	702	FA1052521233
521	FA10017941	699	FA1051070012	696	FA1051442070.A	700	FA1051740033	702	FA1052521270
517	FA10018012	699	FA1051070018	696	FA1051442201.A	700	FA1051740070	702	FA1052522001
518	FA100180122	699	FA1051070030	696	FA1051442206.A	700	FA1051741201	702	FA1052522006
522	FA100180125	699	FA1051070033	696	FA1051442212.A	700	FA1051741206	702	FA1052522012
521	FA100180130	699	FA1051070070	696	FA1051442218.A	700	FA1051741212	702	FA1052522018
521	FA100180132	699	FA1051071101	696	FA1051442230.A	700	FA1051741218	702	FA1052522030
517	FA10018030	699	FA1051071106	696	FA1051442233.A	700	FA1051741230	702	FA1052522033
517	FA10018040	699	FA1051071112	696	FA1051442270.A	700	FA1051741233	702	FA1052522070
521	FA10018041	699	FA1051071118	696	FA1051710001.A	700	FA1051741270	702	FA1052522201
516	FA100181118	699	FA1051071130	696	FA1051710006.A	717	FA10517414457	702	FA1052522206
516	FA10018112	699	FA1051071133	696	FA1051710012.A	699	FA1051900001	702	FA1052522212
520	FA100181124	699	FA1051071170	696	FA1051710018.A	699	FA1051900006	702	FA1052522218
520	FA100181133	699	FA1051071201	696	FA1051710030.A	699	FA1051900012	702	FA1052522230
516	FA10018140	699	FA1051071206	696	FA1051710033.A	699	FA1051900018	702	FA1052522233
520	FA10018141	699	FA1051071212	696	FA1051710070.A	699	FA1051900030	702	FA1052522270
517	FA10018212	699	FA1051071218	696	FA1051711201.A	699	FA1051900033	701	FA1052540001

Page	Reference	Page	Reference	Page	Reference	Page	Reference	Page	Reference
701	FA1052540006	698	FA105560012	443	FA1071195112	444	FA1072724912	737	FA11233
701	FA1052540012	698	FA105560018	443	FA1071195118	444	FA1072724918	737	FA11306
701	FA1052540018	698	FA105560030	443	FA1071195130	444	FA1072724930	737	FA11333
701	FA1052540030	698	FA105560033	443	FA1071195133	444	FA1072724933	737	FA11406
701	FA1052540033	698	FA105560070	443	FA1071225301	443	FA1072725301	737	FA11433
701	FA1052540070	698	FA105561101	443	FA1071225306	443	FA1072725306	737	FA11506
701	FA1052541201	698	FA105561106	443	FA1071225312	443	FA1072725312	737	FA11533
701	FA1052541206	698	FA105561112	443	FA1071225318	443	FA1072725318	135	FA116
701	FA1052541212	698	FA105561118	443	FA1071225330	443	FA1072725330	648	FA11617211301
701	FA1052541218	698	FA105561130	443	FA1071225333	443	FA1072725333	648	FA11617211306
701	FA1052541230	698	FA105561133	442	FA1072304301	442	FA10727264301	648	FA11617211312
701	FA1052541233	698	FA105561170	442	FA1072304306	442	FA10727264306	648	FA11617211318
701	FA1052541270	698	FA105561201	442	FA1072304312	442	FA10727264312	648	FA11617211330
701	FA1052550001	698	FA105561206	442	FA1072304318	442	FA10727264318	648	FA11617211333
701	FA1052550006	698	FA105561212	442	FA1072304330	442	FA10727264330	647	FA1161721201
701	FA1052550012	698	FA105561218	442	FA1072304333	442	FA10727264333	647	FA1161721206
701	FA1052550018	698	FA105561230	442	FA1072305001	442	FA10727265001	647	FA1161721212
701	FA1052550030	698	FA105561233	442	FA1072305006	442	FA10727265006	647	FA1161721218
701	FA1052550033	698	FA105561270	442	FA1072305012	442	FA10727265012	647	FA1161721230
701	FA1052550070	698	FA105562001	442	FA1072305018	442	FA10727265018	647	FA1161721233
701	FA1052551201	698	FA105562006	442	FA1072305030	442	FA10727265030	647	FA1161722101
701	FA1052551206	698	FA105562012	442	FA1072305033	442	FA10727265033	647	FA1161722106
701	FA1052551212	698	FA105562018	443	FA1072314401	443	FA10727294401	647	FA1161722112
701	FA1052551218	698	FA105562030	443	FA1072314406	443	FA10727294406	647	FA1161722118
701	FA1052551230	698	FA105562033	443	FA1072314412	443	FA10727294412	647	FA1161722130
701	FA1052551233	698	FA105562070	443	FA1072314418	443	FA10727294418	647	FA1161722133
701	FA1052551270	698	FA105562101	443	FA1072314430	443	FA10727294430	648	FA1161724201
701	FA1052552001	698	FA105562106	443	FA1072314433	443	FA10727294433	648	FA1161724206
701	FA1052552006	698	FA105562112	443	FA1072315101	443	FA10727295101	648	FA1161724212
701	FA1052552012	698	FA105562118	443	FA1072315106	443	FA10727295106	648	FA1161724218
701	FA1052552018	698	FA105562130	443	FA1072315112	443	FA10727295112	648	FA1161724230
701	FA1052552030	698	FA105562133	443	FA1072315118	443	FA10727295118	648	FA1161724233
701	FA1052552033	698	FA105562170	443	FA1072315130	443	FA10727295130	648	FA1162711301
701	FA1052552070	698	FA105562201	443	FA1072315133	443	FA10727295133	648	FA1162711306
701	FA1052552201	698	FA105562206	443	FA1072315301	444	FA107924501	648	FA1162711312
701	FA1052552206	698	FA105562212	443	FA1072315306	444	FA107924506	648	FA1162711318
701	FA1052552212	698	FA105562218	443	FA1072315312	444	FA107924512	648	FA1162711330
701	FA1052552218	698	FA105562230	443	FA1072315318	444	FA107924518	648	FA1162711333
701	FA1052552230	698	FA105562233	443	FA1072315330	444	FA107924530	647	FA116271201
701	FA1052552233	698	FA105562270	443	FA1072315333	444	FA107924533	647	FA116271206
701	FA1052552270	442	FA1071164301	444	FA1072324501	444	FA107925201	647	FA116271212
703	FA1052560001	442	FA1071164306	444	FA1072324506	444	FA107925206	647	FA116271218
703	FA1052560006	442	FA1071164312	444	FA1072324512	444	FA107925212	647	FA116271230
703	FA1052560012	442	FA1071164318	444	FA1072324518	444	FA107925218	647	FA116271233
703	FA1052560018	442	FA1071164330	444	FA1072324530	444	FA107925230	647	FA116272101
703	FA1052560030	442	FA1071164333	444	FA1072324533	444	FA107925233	647	FA116272106
703	FA1052560033	442	FA1071165001	444	FA1072325201	363	FA109	647	FA116272112
703	FA1052560070	442	FA1071165006	444	FA1072325206	730	FA110501	647	FA116272118
703	FA1052561201	442	FA1071165012	444	FA1072325212	730	FA110506	647	FA116272130
703	FA1052561206	442	FA1071165018	444	FA1072325218	730	FA110512	647	FA116272133
703	FA1052561212	442	FA1071165030	444	FA1072325230	730	FA110518	648	FA116274201
703	FA1052561218	442	FA1071165033	444	FA1072325233	730	FA110530	648	FA116274206
703	FA1052561230	443	FA1071194401	444	FA1072724701	730	FA110533	648	FA116274212
703	FA1052561233	443	FA1071194406	444	FA1072724706	730	FA110901	648	FA116274218
703	FA1052561270	443	FA1071194412	444	FA1072724712	730	FA110906	648	FA116274230
719	FA10525614557	443	FA1071194418	444	FA1072724718	730	FA110912	648	FA116274233
718	FA10526614557	443	FA1071194430	444	FA1072724730	730	FA110918	647	FA116282101
718	FA10526614757	443	FA1071194433	444	FA1072724733	730	FA110930	647	FA116282106
698	FA105560001	443	FA1071195101	444	FA1072724901	730	FA110933	647	FA116282112
698	FA105560006	443	FA1071195106	444	FA1072724906	737	FA11206	647	FA116282118

Page	Reference	Page	Reference	Page	Reference	Page	Reference	Page	Reference
647	FA116282130	649	FA11726914601	650	FA11827115130	650	FA11828215330	729	FA162241218
647	FA116282133	649	FA11726914606	650	FA11827115133	650	FA11828215333	729	FA162241230
648	FA116284201	649	FA11726914612	650	FA11827115201	704	FA129	729	FA162241233
648	FA116284206	649	FA11726914618	650	FA11827115206	704	FA135	729	FA162241301
648	FA116284212	649	FA11726914630	650	FA11827115212	423	FA136	729	FA162241306
648	FA116284218	649	FA11726914633	650	FA11827115218	372	FA139	729	FA162241312
648	FA116284230	649	FA11726914701	650	FA11827115230	533	FA148	729	FA162241318
648	FA116284233	649	FA11726914706	650	FA11827115233	532	FA151	729	FA162241330
648	FA1165611301	649	FA11726914712	650	FA11827115301	532	FA152	729	FA162241333
648	FA1165611306	649	FA11726914718	650	FA11827115306	532	FA153	753	FA16230
648	FA1165611312	649	FA11726914730	650	FA11827115312	751	FA15701	753	FA16233
648	FA1165611318	649	FA11726914733	650	FA11827115318	751	FA15706	728	FA162801301
648	FA1165611330	649	FA11726914801	650	FA11827115330	751	FA15712	728	FA162801306
648	FA1165611333	649	FA11726914806	650	FA11827115333	751	FA15718	728	FA162801312
647	FA116561201	649	FA11726914812	650	FA11827215001	751	FA15730	728	FA162801318
647	FA116561206	649	FA11726914818	650	FA11827215006	751	FA15733	728	FA162801330
647	FA116561212	649	FA11726914830	650	FA11827215012	751	FA15801	728	FA162801333
647	FA116561218	649	FA11726914833	650	FA11827215018	751	FA15806	728	FA162801401
647	FA116561230	649	FA11726914901	650	FA11827215030	751	FA15812	728	FA162801406
647	FA116561233	649	FA11726914906	650	FA11827215033	751	FA15818	728	FA162801412
647	FA116562101	649	FA11726914912	650	FA11827215101	751	FA15830	728	FA162801418
647	FA116562106	649	FA11726914918	650	FA11827215106	751	FA15833	728	FA162801430
647	FA116562112	649	FA11726914930	650	FA11827215112	626	FA160	728	FA162801433
647	FA116562118	649	FA11726914933	650	FA11827215118	753	FA16101	728	FA162811301
647	FA116562130	649	FA11727914601	650	FA11827215130	729	FA161011201	728	FA162811306
647	FA116562133	649	FA11727914606	650	FA11827215133	729	FA161011206	728	FA162811312
648	FA116564201	649	FA11727914612	650	FA11827215201	729	FA161011212	728	FA162811318
648	FA116564206	649	FA11727914618	650	FA11827215206	729	FA161011218	728	FA162811330
648	FA116564212	649	FA11727914630	650	FA11827215212	729	FA161011230	728	FA162811333
648	FA116564218	649	FA11727914633	650	FA11827215218	729	FA161011233	728	FA162811401
648	FA116564230	649	FA11727914701	650	FA11827215230	729	FA161011301	728	FA162811406
648	FA116564233	649	FA11727914706	650	FA11827215233	729	FA161011306	728	FA162811412
730	FA11701	649	FA11727914712	650	FA11827215301	729	FA161011312	728	FA162811418
730	FA11706	649	FA11727914718	650	FA11827215306	729	FA161011318	728	FA162811430
730	FA11712	649	FA11727914730	650	FA11827215312	729	FA161011330	728	FA162811433
730	FA11718	649	FA11727914733	650	FA11827215318	729	FA161011333	728	FA162812301
649	FA11726814601	649	FA11727914801	650	FA11827215330	729	FA161012201	728	FA162812306
649	FA11726814606	649	FA11727914806	650	FA11827215333	729	FA161012206	728	FA162812312
649	FA11726814612	649	FA11727914812	650	FA11828215001	729	FA161012212	728	FA162812318
649	FA11726814618	649	FA11727914818	650	FA11828215006	729	FA161012218	728	FA162812330
649	FA11726814630	649	FA11727914830	650	FA11828215012	729	FA161012230	728	FA162812333
649	FA11726814633	649	FA11727914833	650	FA11828215018	729	FA161012233	728	FA162812401
649	FA11726814701	649	FA11727914901	650	FA11828215030	729	FA161012301	728	FA162812406
649	FA11726814706	649	FA11727914906	650	FA11828215033	729	FA161012306	728	FA162812412
649	FA11726814712	649	FA11727914912	650	FA11828215101	729	FA161012312	728	FA162812418
649	FA11726814718	649	FA11727914918	650	FA11828215106	729	FA161012318	728	FA162812430
649	FA11726814730	649	FA11727914930	650	FA11828215112	729	FA161012330	728	FA162812433
649	FA11726814733	649	FA11727914933	650	FA11828215118	729	FA161012333	757	FA16530
649	FA11726814801	730	FA11730	650	FA11828215130	753	FA16106	757	FA16630
649	FA11726814806	730	FA11733	650	FA11828215133	753	FA16112	765	FA16730
649	FA11726814812	650	FA11827115001	650	FA11828215201	753	FA16118	765	FA16830
649	FA11726814818	650	FA11827115006	650	FA11828215206	753	FA16130	594	FA172
649	FA11726814830	650	FA11827115012	650	FA11828215212	753	FA16133	594	FA173
649	FA11726814833	650	FA11827115018	650	FA11828215218	753	FA16201	594	FA174
649	FA11726814901	650	FA11827115030	650	FA11828215230	753	FA16206	753	FA17701
649	FA11726814906	650	FA11827115033	650	FA11828215233	753	FA16212	753	FA17706
649	FA11726814912	650	FA11827115101	650	FA11828215301	753	FA16218	753	FA17712
649	FA11726814918	650	FA11827115106	650	FA11828215306	729	FA162241201	753	FA17718
649	FA11726814930	650	FA11827115112	650	FA11828215312	729	FA162241206	753	FA17730
649	FA11726814933	650	FA11827115118	650	FA11828215318	729	FA162241212	753	FA17733

Page	Reference	Page	Reference	Page	Reference	Page	Reference	Page	Reference
753	FA17801	732	FA22606	370	FA50300601	427	FA50700201	428	FA50703301
753	FA17806	732	FA22633	370	FA50300606	427	FA50700206	428	FA50703306
753	FA17812	732	FA22706	370	FA50300612	427	FA50700212	428	FA50703312
753	FA17818	732	FA22733	370	FA50300618	427	FA50700218	428	FA50703318
753	FA17830	732	FA22806	370	FA50300630	427	FA50700230	428	FA50703330
753	FA17833	732	FA22833	370	FA50300633	427	FA50700233	428	FA50703333
756	FA17901	733	FA22906	370	FA50300801	427	FA50700301	428	FA50703501
756	FA17906	733	FA22933	370	FA50300806	427	FA50700306	428	FA50703506
756	FA17912	733	FA23006	370	FA50300812	427	FA50700312	428	FA50703512
756	FA17918	733	FA23033	370	FA50300818	427	FA50700318	428	FA50703518
756	FA17930	733	FA23106	370	FA50300830	427	FA50700330	428	FA50703530
756	FA17933	733	FA23133	370	FA50300833	427	FA50700333	428	FA50703533
756	FA18001	733	FA23206	371	FA50300901	427	FA50700501	429	FA50710201
756	FA18006	733	FA23233	371	FA50300906	427	FA50700506	429	FA50710206
756	FA18012	715	FA235	371	FA50300912	427	FA50700512	429	FA50710212
756	FA18018	705	FA238.A	371	FA50300918	427	FA50700518	429	FA50710218
756	FA18030	705	FA239.A	371	FA50300930	427	FA50700530	429	FA50710230
756	FA18033	732	FA243	371	FA50300933	427	FA50700533	429	FA50710233
765	FA18101	626	FA24501	371	FA50301001	427	FA50701201	429	FA50710301
765	FA18106	626	FA24506	371	FA50301006	427	FA50701206	429	FA50710306
765	FA18112	626	FA24512	371	FA50301012	427	FA50701212	429	FA50710312
765	FA18118	626	FA24518	371	FA50301018	427	FA50701218	429	FA50710318
765	FA18130	626	FA24530	371	FA50301030	427	FA50701230	429	FA50710330
765	FA18133	626	FA24533	371	FA50301033	427	FA50701233	429	FA50710333
753	FA182	626	FA247	370	FA50301101	427	FA50701301	429	FA50710501
532	FA183	135	FA24806	370	FA50301106	427	FA50701306	429	FA50710506
704	FA184	135	FA24833	370	FA50301112	427	FA50701312	429	FA50710512
354	FA185	135	FA24906	370	FA50301118	427	FA50701318	429	FA50710518
500	FA192	135	FA24933	370	FA50301130	427	FA50701330	429	FA50710530
500	FA193	135	FA25006	370	FA50301133	427	FA50701333	429	FA50710533
500	FA194	135	FA25033	370	FA50301201	427	FA50701501	429	FA50711201
500	FA195	135	FA25106	370	FA50301206	427	FA50701506	429	FA50711206
666	FA196	135	FA25133	370	FA50301212	427	FA50701512	429	FA50711212
666	FA197	686	FA26130	370	FA50301218	427	FA50701518	429	FA50711218
666	FA198	686	FA26230	370	FA50301230	427	FA50701530	429	FA50711230
666	FA199	686	FA26330	370	FA50301233	427	FA50701533	429	FA50711233
687	FA203	675	FA264	371	FA50320201	428	FA50702201	429	FA50711301
686	FA20530	675	FA266	371	FA50320206	428	FA50702206	429	FA50711306
686	FA20630	675	FA268	371	FA50320212	428	FA50702212	429	FA50711312
686	FA20730	135	FA414006	371	FA50320218	428	FA50702218	429	FA50711318
686	FA20830	135	FA414033	371	FA50320230	428	FA50702230	429	FA50711330
686	FA20930	135	FA414506	371	FA50320233	428	FA50702233	429	FA50711333
354	FA21	135	FA414533	371	FA50320401	428	FA50702301	429	FA50711501
686	FA21030	135	FA415006	371	FA50320406	428	FA50702306	429	FA50711506
686	FA21130	135	FA415033	371	FA50320412	428	FA50702312	429	FA50711512
686	FA21230	135	FA415506	371	FA50320418	428	FA50702318	429	FA50711518
686	FA21330	135	FA415533	371	FA50320430	428	FA50702330	429	FA50711530
705	FA218	477	FA50	371	FA50320433	428	FA50702333	429	FA50711533
501	FA219	371	FA50300201	370	FA50320601	428	FA50702501	430	FA50712201
501	FA220	371	FA50300206	370	FA50320606	428	FA50702506	430	FA50712206
733	FA22106	371	FA50300212	370	FA50320612	428	FA50702512	430	FA50712212
733	FA22133	371	FA50300218	370	FA50320618	428	FA50702518	430	FA50712218
733	FA22206	371	FA50300230	370	FA50320630	428	FA50702530	430	FA50712230
733	FA22233	371	FA50300233	370	FA50320633	428	FA50702533	430	FA50712233
733	FA22306	371	FA50300401	370	FA50320801	428	FA50703201	430	FA50712301
733	FA22333	371	FA50300406	370	FA50320806	428	FA50703206	430	FA50712306
733	FA22406	371	FA50300412	370	FA50320812	428	FA50703212	430	FA50712312
733	FA22433	371	FA50300418	370	FA50320818	428	FA50703218	430	FA50712318
732	FA22506	371	FA50300430	370	FA50320830	428	FA50703230	430	FA50712330
732	FA22533	371	FA50300433	370	FA50320833	428	FA50703233	430	FA50712333

Page	Reference	Page	Reference	Page	Reference	Page	Reference	Page	Reference
430	FA50712501	425	FA50802201	420	FA50901301	422	FA50904501	432	FA51201201
430	FA50712506	425	FA50802206	420	FA50901306	422	FA50904506	432	FA51201206
430	FA50712512	425	FA50802212	420	FA50901312	422	FA50904512	432	FA51201212
430	FA50712518	425	FA50802218	420	FA50901318	422	FA50904518	432	FA51201218
430	FA50712530	425	FA50802230	420	FA50901330	422	FA50904530	432	FA51201230
430	FA50712533	425	FA50802233	420	FA50901333	422	FA50904533	432	FA51201233
430	FA50713201	425	FA50802301	420	FA50901501	422	FA50905201	432	FA51201301
430	FA50713206	425	FA50802306	420	FA50901506	422	FA50905206	432	FA51201306
430	FA50713212	425	FA50802312	420	FA50901512	422	FA50905212	432	FA51201312
430	FA50713218	425	FA50802318	420	FA50901518	422	FA50905218	432	FA51201318
430	FA50713230	425	FA50802330	420	FA50901530	422	FA50905230	432	FA51201330
430	FA50713233	425	FA50802333	420	FA50901533	422	FA50905233	432	FA51201333
430	FA50713301	425	FA50802501	421	FA50902201	422	FA50905301	432	FA51201501
430	FA50713306	425	FA50802506	421	FA50902206	422	FA50905306	432	FA51201506
430	FA50713312	425	FA50802512	421	FA50902212	422	FA50905312	432	FA51201512
430	FA50713318	425	FA50802518	421	FA50902218	422	FA50905318	432	FA51201518
430	FA50713330	425	FA50802530	421	FA50902230	422	FA50905330	432	FA51201530
430	FA50713333	425	FA50802533	421	FA50902233	422	FA50905333	432	FA51201533
430	FA50713501	425	FA50803201	421	FA50902301	422	FA50905501	704	FA5130
430	FA50713506	425	FA50803206	421	FA50902306	422	FA50905506	708	FA51300201
430	FA50713512	425	FA50803212	421	FA50902312	422	FA50905512	708	FA51300206
430	FA50713518	425	FA50803218	421	FA50902318	422	FA50905518	708	FA51300212
430	FA50713530	425	FA50803230	421	FA50902330	422	FA50905530	708	FA51300218
430	FA50713533	425	FA50803233	421	FA50902333	422	FA50905533	708	FA51300230
424	FA50800201	425	FA50803301	421	FA50902501	422	FA50906201	708	FA51300233
424	FA50800206	425	FA50803306	421	FA50902506	422	FA50906206	708	FA51300301
424	FA50800212	425	FA50803312	421	FA50902512	422	FA50906212	708	FA51300306
424	FA50800218	425	FA50803318	421	FA50902518	422	FA50906218	708	FA51300312
424	FA50800230	425	FA50803330	421	FA50902530	422	FA50906230	708	FA51300318
424	FA50800233	425	FA50803333	421	FA50902533	422	FA50906233	708	FA51300330
424	FA50800301	425	FA50803501	421	FA50903201	422	FA50906301	708	FA51300333
424	FA50800306	425	FA50803506	421	FA50903206	422	FA50906306	708	FA51301201
424	FA50800312	425	FA50803512	421	FA50903212	422	FA50906312	708	FA51301206
424	FA50800318	425	FA50803518	421	FA50903218	422	FA50906318	708	FA51301212
424	FA50800330	425	FA50803530	421	FA50903230	422	FA50906330	708	FA51301218
424	FA50800333	425	FA50803533	421	FA50903233	422	FA50906333	708	FA51301230
424	FA50800501	420	FA50900201	421	FA50903301	422	FA50906501	708	FA51301233
424	FA50800506	420	FA50900206	421	FA50903306	422	FA50906506	708	FA51301301
424	FA50800512	420	FA50900212	421	FA50903312	422	FA50906512	708	FA51301306
424	FA50800518	420	FA50900218	421	FA50903318	422	FA50906518	708	FA51301312
424	FA50800530	420	FA50900230	421	FA50903330	422	FA50906530	708	FA51301318
424	FA50800533	420	FA50900233	421	FA50903333	422	FA50906533	708	FA51301330
424	FA50801201	420	FA50900301	421	FA50903501	432	FA51200201	708	FA51301333
424	FA50801206	420	FA50900306	421	FA50903506	432	FA51200206	709	FA51302201
424	FA50801212	420	FA50900312	421	FA50903512	432	FA51200212	709	FA51302206
424	FA50801218	420	FA50900318	421	FA50903518	432	FA51200218	709	FA51302212
424	FA50801230	420	FA50900330	421	FA50903530	432	FA51200230	709	FA51302218
424	FA50801233	420	FA50900333	421	FA50903533	432	FA51200233	709	FA51302230
424	FA50801301	420	FA50900501	422	FA50904201	432	FA51200301	709	FA51302233
424	FA50801306	420	FA50900506	422	FA50904206	432	FA51200306	709	FA51302301
424	FA50801312	420	FA50900512	422	FA50904212	432	FA51200312	709	FA51302306
424	FA50801318	420	FA50900518	422	FA50904218	432	FA51200318	709	FA51302312
424	FA50801330	420	FA50900530	422	FA50904230	432	FA51200330	709	FA51302318
424	FA50801333	420	FA50900533	422	FA50904233	432	FA51200333	709	FA51302330
424	FA50801501	420	FA50901201	422	FA50904301	432	FA51200501	709	FA51302333
424	FA50801506	420	FA50901206	422	FA50904306	432	FA51200506	709	FA51303201
424	FA50801512	420	FA50901212	422	FA50904312	432	FA51200512	709	FA51303206
424	FA50801518	420	FA50901218	422	FA50904318	432	FA51200518	709	FA51303212
424	FA50801530	420	FA50901230	422	FA50904330	432	FA51200530	709	FA51303218
424	FA50801533	420	FA50901233	422	FA50904333	432	FA51200533	709	FA51303230

Page	Reference	Page	Reference	Page	Reference	Page	Reference	Page	Reference
709	FA51303233	712	FA51305933	709	FA51308433	485	FA51701456	507	FA51704501
709	FA51303301	712	FA51306001	709	FA51308601	485	FA51701556	507	FA51704506
709	FA51303306	712	FA51306006	709	FA51308606	485	FA51701656	507	FA51704512
709	FA51303312	712	FA51306012	709	FA51308612	485	FA51701756	507	FA51704518
709	FA51303318	712	FA51306018	709	FA51308618	506	FA51702201	507	FA51704530
709	FA51303330	712	FA51306030	709	FA51308630	506	FA51702206	507	FA51704533
709	FA51303333	712	FA51306033	709	FA51308633	506	FA51702212	507	FA51704556
710	FA51303501	712	FA51306201	710	FA51308801	506	FA51702218	507	FA51705201
710	FA51303506	712	FA51306206	710	FA51308806	506	FA51702230	507	FA51705206
710	FA51303512	712	FA51306212	710	FA51308812	506	FA51702233	507	FA51705212
710	FA51303518	712	FA51306218	710	FA51308818	506	FA51702256	507	FA51705218
710	FA51303530	712	FA51306230	710	FA51308830	506	FA51702301	507	FA51705230
710	FA51303533	712	FA51306233	710	FA51308833	506	FA51702306	507	FA51705233
710	FA51303601	712	FA51306301	710	FA51309001	506	FA51702312	507	FA51705256
710	FA51303606	712	FA51306306	710	FA51309006	506	FA51702318	507	FA51705301
710	FA51303612	712	FA51306312	710	FA51309012	506	FA51702330	507	FA51705306
710	FA51303618	712	FA51306318	710	FA51309018	506	FA51702333	507	FA51705312
710	FA51303630	712	FA51306330	710	FA51309030	506	FA51702356	507	FA51705318
710	FA51303633	712	FA51306333	710	FA51309033	506	FA51702501	507	FA51705330
710	FA51303801	713	FA51306501	711	FA51309201	506	FA51702506	507	FA51705333
710	FA51303806	713	FA51306506	711	FA51309206	506	FA51702512	507	FA51705356
710	FA51303812	713	FA51306512	711	FA51309212	506	FA51702518	507	FA51705501
710	FA51303818	713	FA51306518	711	FA51309218	506	FA51702530	507	FA51705506
710	FA51303830	713	FA51306530	711	FA51309230	506	FA51702533	507	FA51705512
710	FA51303833	713	FA51306533	711	FA51309233	506	FA51702556	507	FA51705518
710	FA51303901	713	FA51306601	711	FA51309401	506	FA51703201	507	FA51705530
710	FA51303906	713	FA51306606	711	FA51309406	506	FA51703206	507	FA51705533
710	FA51303912	713	FA51306612	711	FA51309412	506	FA51703212	507	FA51705556
710	FA51303918	713	FA51306618	711	FA51309418	506	FA51703218	508	FA51706201
710	FA51303930	713	FA51306630	711	FA51309430	506	FA51703230	508	FA51706206
710	FA51303933	713	FA51306633	711	FA51309433	506	FA51703233	508	FA51706212
711	FA51304701	713	FA51306801	712	FA51309601	506	FA51703256	508	FA51706218
711	FA51304706	713	FA51306806	712	FA51309606	506	FA51703301	508	FA51706230
711	FA51304712	713	FA51306812	712	FA51309612	506	FA51703306	508	FA51706233
711	FA51304718	713	FA51306818	712	FA51309618	506	FA51703312	508	FA51706256
711	FA51304730	713	FA51306830	712	FA51309630	506	FA51703318	508	FA51706301
711	FA51304733	713	FA51306833	712	FA51309633	506	FA51703330	508	FA51706306
711	FA51304801	713	FA51306901	712	FA51309801	506	FA51703333	508	FA51706312
711	FA51304806	713	FA51306906	712	FA51309806	506	FA51703356	508	FA51706318
711	FA51304812	713	FA51306912	712	FA51309812	506	FA51703501	508	FA51706330
711	FA51304818	713	FA51306918	712	FA51309818	506	FA51703506	508	FA51706333
711	FA51304830	713	FA51306930	712	FA51309830	506	FA51703512	508	FA51706356
711	FA51304833	713	FA51306933	712	FA51309833	506	FA51703518	508	FA51706501
711	FA51305001	708	FA51308001	713	FA51310001	506	FA51703530	508	FA51706506
711	FA51305006	708	FA51308006	713	FA51310006	506	FA51703533	508	FA51706512
711	FA51305012	708	FA51308012	713	FA51310012	506	FA51703556	508	FA51706518
711	FA51305018	708	FA51308018	713	FA51310018	507	FA51704201	508	FA51706530
711	FA51305030	708	FA51308030	713	FA51310030	507	FA51704206	508	FA51706533
711	FA51305033	708	FA51308033	713	FA51310033	507	FA51704212	508	FA51706556
711	FA51305101	708	FA51308201	713	FA51310201	507	FA51704218	484	FA51711256
711	FA51305106	708	FA51308206	713	FA51310206	507	FA51704230	484	FA51711356
711	FA51305112	708	FA51308212	713	FA51310212	507	FA51704233	484	FA51711556
711	FA51305118	708	FA51308218	713	FA51310218	507	FA51704256	484	FA51712256
711	FA51305130	708	FA51308230	713	FA51310230	507	FA51704301	484	FA51712356
711	FA51305133	708	FA51308233	713	FA51310233	507	FA51704306	484	FA51712556
712	FA51305901	709	FA51308401	485	FA51700256	507	FA51704312	481	FA51800256
712	FA51305906	709	FA51308406	485	FA51700356	507	FA51704318	481	FA51800356
712	FA51305912	709	FA51308412	485	FA51700556	507	FA51704330	480	FA51800556
712	FA51305918	709	FA51308418	485	FA51701256	507	FA51704333	480	FA51800656
712	FA51305930	709	FA51308430	485	FA51701356	507	FA51704356	480	FA51800856

Page	Reference	Page	Reference	Page	Reference	Page	Reference	Page	Reference
480	FA51800956	503	FA51807233	504	FA51828201	528	FA524523	752	FA52504330
481	FA51801256	503	FA51807256	504	FA51828206	528	FA524525	752	FA52504333
481	FA51801356	503	FA51807301	504	FA51828212	750	FA52500201	752	FA52505201
482	FA51801556	503	FA51807306	504	FA51828218	750	FA52500206	752	FA52505206
482	FA51801656	503	FA51807312	504	FA51828230	750	FA52500212	752	FA52505212
482	FA51802256	503	FA51807318	504	FA51828233	750	FA52500218	752	FA52505218
482	FA51802356	503	FA51807330	504	FA51828256	750	FA52500230	752	FA52505230
482	FA51802556	503	FA51807333	704	FA5230	750	FA52500233	752	FA52505233
482	FA51802656	503	FA51807356	590	FA523002	750	FA52500301	752	FA52505301
482	FA51803256	504	FA51808201	590	FA523003	750	FA52500306	752	FA52505306
482	FA51803356	504	FA51808206	590	FA523012	750	FA52500312	752	FA52505312
481	FA51803456	504	FA51808212	590	FA523013	750	FA52500318	752	FA52505318
481	FA51803556	504	FA51808218	591	FA523022	750	FA52500330	752	FA52505330
502	FA51804201	504	FA51808230	591	FA523023	750	FA52500333	752	FA52505333
502	FA51804206	504	FA51808233	591	FA523032	750	FA52501201	755	FA52506201
502	FA51804212	504	FA51808256	591	FA523033	750	FA52501206	755	FA52506201-300
502	FA51804218	504	FA51808301	592	FA523042	750	FA52501212	755	FA52506201-310
502	FA51804230	504	FA51808306	592	FA523043	750	FA52501218	755	FA52506206
502	FA51804233	504	FA51808312	592	FA523052	750	FA52501230	755	FA52506206-300
502	FA51804256	504	FA51808318	592	FA523053	750	FA52501233	755	FA52506206-310
502	FA51804301	504	FA51808330	593	FA523062	750	FA52501301	755	FA52506212
502	FA51804306	504	FA51808333	593	FA523063	750	FA52501306	755	FA52506212-300
502	FA51804312	504	FA51808356	593	FA523072	750	FA52501312	755	FA52506212-310
502	FA51804318	481	FA51820256	593	FA523073	750	FA52501318	755	FA52506218
502	FA51804330	480	FA51820556	590	FA523203	750	FA52501330	755	FA52506218-300
502	FA51804333	480	FA51820856	590	FA523213	750	FA52501333	755	FA52506218-310
502	FA51804356	481	FA51821256	591	FA523223	750	FA52502201	755	FA52506230
502	FA51805201	482	FA51821556	591	FA523233	750	FA52502206	755	FA52506230-300
502	FA51805206	482	FA51822256	592	FA523243	750	FA52502212	755	FA52506230-310
502	FA51805212	482	FA51822556	592	FA523253	750	FA52502218	755	FA52506233
502	FA51805218	482	FA51823256	593	FA523263	750	FA52502230	755	FA52506233-300
502	FA51805230	481	FA51823456	593	FA523273	750	FA52502233	755	FA52506233-310
502	FA51805233	502	FA51824201	527	FA524002	750	FA52502301	755	FA52506301
502	FA51805256	502	FA51824206	527	FA524003	750	FA52502306	755	FA52506301-300
502	FA51805301	502	FA51824212	527	FA524004	750	FA52502312	755	FA52506301-310
502	FA51805306	502	FA51824218	527	FA524005	750	FA52502318	755	FA52506306
502	FA51805312	502	FA51824230	526	FA524012	750	FA52502330	755	FA52506306-300
502	FA51805318	502	FA51824233	526	FA524013	750	FA52502333	755	FA52506306-310
502	FA51805330	502	FA51824256	526	FA524015	752	FA52503201	755	FA52506312
502	FA51805333	502	FA51825201	526	FA524022	752	FA52503206	755	FA52506312-300
502	FA51805356	502	FA51825206	526	FA524023	752	FA52503212	755	FA52506312-310
503	FA51806201	502	FA51825212	526	FA524025	752	FA52503218	755	FA52506318
503	FA51806206	502	FA51825218	531	FA524102	752	FA52503230	755	FA52506318-300
503	FA51806212	502	FA51825230	531	FA524103	752	FA52503233	755	FA52506318-310
503	FA51806218	502	FA51825233	531	FA524104	752	FA52503301	755	FA52506330
503	FA51806230	502	FA51825256	531	FA524105	752	FA52503306	755	FA52506330-300
503	FA51806233	503	FA51826201	530	FA524112	752	FA52503312	755	FA52506330-310
503	FA51806256	503	FA51826206	530	FA524113	752	FA52503318	755	FA52506333
503	FA51806301	503	FA51826212	530	FA524115	752	FA52503330	755	FA52506333-300
503	FA51806306	503	FA51826218	530	FA524122	752	FA52503333	755	FA52506333-310
503	FA51806312	503	FA51826230	530	FA524123	752	FA52504201	755	FA52507201
503	FA51806318	503	FA51826233	530	FA524125	752	FA52504206	755	FA52507201-300
503	FA51806330	503	FA51826256	529	FA524502	752	FA52504212	755	FA52507201-310
503	FA51806333	503	FA51827201	529	FA524503	752	FA52504218	755	FA52507206
503	FA51806356	503	FA51827206	529	FA524504	752	FA52504230	755	FA52507206-300
503	FA51807201	503	FA51827212	529	FA524505	752	FA52504233	755	FA52507206-310
503	FA51807206	503	FA51827218	528	FA524512	752	FA52504301	755	FA52507212
503	FA51807212	503	FA51827230	528	FA524513	752	FA52504306	755	FA52507212-300
503	FA51807218	503	FA51827233	528	FA524515	752	FA52504312	755	FA52507212-310
503	FA51807230	503	FA51827256	528	FA524522	752	FA52504318	755	FA52507218

Page	Reference	Page	Reference	Page	Reference	Page	Reference	Page	Reference
755	FA52507218-300	754	FA52508333-300	761	FA52510306-300	760	FA52512218-300	760	FA52513318-300
755	FA52507218-310	754	FA52508333-310	761	FA52510306-310	760	FA52512218-310	760	FA52513318-310
755	FA52507230	754	FA52509201	761	FA52510312	760	FA52512230	760	FA52513330
755	FA52507230-300	754	FA52509201-300	761	FA52510312-300	760	FA52512230-300	760	FA52513330-300
755	FA52507230-310	754	FA52509201-310	761	FA52510312-310	760	FA52512230-310	760	FA52513330-310
755	FA52507233	754	FA52509206	761	FA52510318	760	FA52512233	760	FA52513333
755	FA52507233-300	754	FA52509206-300	761	FA52510318-300	760	FA52512233-300	760	FA52513333-300
755	FA52507233-310	754	FA52509206-310	761	FA52510318-310	760	FA52512233-310	760	FA52513333-310
755	FA52507301	754	FA52509212	761	FA52510330	760	FA52512301	750	FA52514001
755	FA52507301-300	754	FA52509212-300	761	FA52510330-300	760	FA52512301-300	750	FA52514006
755	FA52507301-310	754	FA52509212-310	761	FA52510330-310	760	FA52512301-310	750	FA52514012
755	FA52507306	754	FA52509218	761	FA52510333	760	FA52512306	750	FA52514018
755	FA52507306-300	754	FA52509218-300	761	FA52510333-300	760	FA52512306-300	750	FA52514030
755	FA52507306-310	754	FA52509218-310	761	FA52510333-310	760	FA52512306-310	750	FA52514033
755	FA52507312	754	FA52509230	761	FA52511201	760	FA52512312	750	FA52514201
755	FA52507312-300	754	FA52509230-300	761	FA52511201-300	760	FA52512312-300	750	FA52514206
755	FA52507312-310	754	FA52509230-310	761	FA52511201-310	760	FA52512312-310	750	FA52514212
755	FA52507318	754	FA52509233	761	FA52511206	760	FA52512318	750	FA52514218
755	FA52507318-300	754	FA52509233-300	761	FA52511206-300	760	FA52512318-300	750	FA52514230
755	FA52507318-310	754	FA52509233-310	761	FA52511206-310	760	FA52512318-310	750	FA52514233
755	FA52507330	754	FA52509301	761	FA52511212	760	FA52512330	750	FA52514401
755	FA52507330-300	754	FA52509301-300	761	FA52511212-300	760	FA52512330-300	750	FA52514406
755	FA52507330-310	754	FA52509301-310	761	FA52511212-310	760	FA52512330-310	750	FA52514412
755	FA52507333	754	FA52509306	761	FA52511218	760	FA52512333	750	FA52514418
755	FA52507333-300	754	FA52509306-300	761	FA52511218-300	760	FA52512333-300	750	FA52514430
755	FA52507333-310	754	FA52509306-310	761	FA52511218-310	760	FA52512333-310	750	FA52514433
754	FA52508201	754	FA52509312	761	FA52511230	762	FA52512401	752	FA52514601
754	FA52508201-300	754	FA52509312-300	761	FA52511230-300	762	FA52512406	752	FA52514606
754	FA52508201-310	754	FA52509312-310	761	FA52511230-310	762	FA52512412	752	FA52514612
754	FA52508206	754	FA52509318	761	FA52511233	762	FA52512418	752	FA52514618
754	FA52508206-300	754	FA52509318-300	761	FA52511233-300	762	FA52512430	752	FA52514630
754	FA52508206-310	754	FA52509318-310	761	FA52511233-310	762	FA52512433	752	FA52514633
754	FA52508212	754	FA52509330	761	FA52511301	760	FA52513201	752	FA52514801
754	FA52508212-300	754	FA52509330-300	761	FA52511301-300	760	FA52513201-300	752	FA52514806
754	FA52508212-310	754	FA52509330-310	761	FA52511301-310	760	FA52513201-310	752	FA52514812
754	FA52508218	754	FA52509333	761	FA52511306	760	FA52513206	752	FA52514818
754	FA52508218-300	754	FA52509333-300	761	FA52511306-300	760	FA52513206-300	752	FA52514830
754	FA52508218-310	754	FA52509333-310	761	FA52511306-310	760	FA52513206-310	752	FA52514833
754	FA52508230	761	FA52510201	761	FA52511312	760	FA52513212	752	FA52515001
754	FA52508230-300	761	FA52510201-300	761	FA52511312-300	760	FA52513212-300	752	FA52515006
754	FA52508230-310	761	FA52510201-310	761	FA52511312-310	760	FA52513212-310	752	FA52515012
754	FA52508233	761	FA52510206	761	FA52511318	760	FA52513218	752	FA52515018
754	FA52508233-300	761	FA52510206-300	761	FA52511318-300	760	FA52513218-300	752	FA52515030
754	FA52508233-310	761	FA52510206-310	761	FA52511318-310	760	FA52513218-310	752	FA52515033
754	FA52508301	761	FA52510212	761	FA52511330	760	FA52513230	754	FA52515201
754	FA52508301-300	761	FA52510212-300	761	FA52511330-300	760	FA52513230-300	754	FA52515201-300
754	FA52508301-310	761	FA52510212-310	761	FA52511330-310	760	FA52513230-310	754	FA52515201-310
754	FA52508306	761	FA52510218	761	FA52511333	760	FA52513233	754	FA52515206
754	FA52508306-300	761	FA52510218-300	761	FA52511333-300	760	FA52513233-300	754	FA52515206-300
754	FA52508306-310	761	FA52510218-310	761	FA52511333-310	760	FA52513233-310	754	FA52515206-310
754	FA52508312	761	FA52510230	760	FA52512201	760	FA52513301	754	FA52515212
754	FA52508312-300	761	FA52510230-300	760	FA52512201-300	760	FA52513301-300	754	FA52515212-300
754	FA52508312-310	761	FA52510230-310	760	FA52512201-310	760	FA52513301-310	754	FA52515212-310
754	FA52508318	761	FA52510233	760	FA52512206	760	FA52513306	754	FA52515218
754	FA52508318-300	761	FA52510233-300	760	FA52512206-300	760	FA52513306-300	754	FA52515218-300
754	FA52508318-310	761	FA52510233-310	760	FA52512206-310	760	FA52513306-310	754	FA52515218-310
754	FA52508330	761	FA52510301	760	FA52512212	760	FA52513312	754	FA52515230
754	FA52508330-300	761	FA52510301-300	760	FA52512212-300	760	FA52513312-300	754	FA52515230-300
754	FA52508330-310	761	FA52510301-310	760	FA52512212-310	760	FA52513312-310	754	FA52515230-310
754	FA52508333	761	FA52510306	760	FA52512218	760	FA52513318	754	FA52515233

Page	Reference	Page	Reference	Page	Reference	Page	Reference	Page	Reference
754	FA52515233-300	760	FA52516006-300	761	FA52516618-300	624	FA52701530	653	FA53101130-310
754	FA52515233-310	760	FA52516006-310	761	FA52516618-310	624	FA52701533	653	FA53101133
754	FA52515401	760	FA52516012	761	FA52516630	477	FA53000256	653	FA53101133-300.A
754	FA52515401-300	760	FA52516012-300	761	FA52516630-300	477	FA53000356	653	FA53101133-310
754	FA52515401-310	760	FA52516012-310	761	FA52516630-310	478	FA53000556	653	FA53101201
754	FA52515406	760	FA52516018	761	FA52516633	478	FA53000656	653	FA53101201-300.A
754	FA52515406-300	760	FA52516018-300	761	FA52516633-300	477	FA53000756	653	FA53101201-310
754	FA52515406-310	760	FA52516018-310	761	FA52516633-310	477	FA53000856	653	FA53101206
754	FA52515412	760	FA52516030	615	FA52600201.A	478	FA53000956	653	FA53101206-300.A
754	FA52515412-300	760	FA52516030-300	615	FA52600206.A	478	FA53001056	653	FA53101206-310
754	FA52515412-310	760	FA52516030-310	615	FA52600212.A	653	FA53100801	653	FA53101212
754	FA52515418	760	FA52516033	615	FA52600218.A	653	FA53100801-300.A	653	FA53101212-300.A
754	FA52515418-300	760	FA52516033-300	615	FA52600230.A	653	FA53100801-310	653	FA53101212-310
754	FA52515418-310	760	FA52516033-310	615	FA52600233.A	653	FA53100806	653	FA53101218
754	FA52515430	760	FA52516201	615	FA52600301.A	653	FA53100806-300.A	653	FA53101218-300.A
754	FA52515430-300	760	FA52516201-300	615	FA52600306.A	653	FA53100806-310	653	FA53101218-310
754	FA52515430-310	760	FA52516201-310	615	FA52600312.A	653	FA53100812	653	FA53101230
754	FA52515433	760	FA52516206	615	FA52600318.A	653	FA53100812-300.A	653	FA53101230-300.A
754	FA52515433-300	760	FA52516206-300	615	FA52600330.A	653	FA53100812-310	653	FA53101230-310
754	FA52515433-310	760	FA52516206-310	615	FA52600333.A	653	FA53100818	653	FA53101233
755	FA52515601	760	FA52516212	615	FA52600501.A	653	FA53100818-300.A	653	FA53101233-300.A
755	FA52515601-300	760	FA52516212-300	615	FA52600506.A	653	FA53100818-310	653	FA53101233-310
755	FA52515601-310	760	FA52516212-310	615	FA52600512.A	653	FA53100830	655	FA53102001
755	FA52515606	760	FA52516218	615	FA52600518.A	653	FA53100830-300.A	655	FA53102001-300.A
755	FA52515606-300	760	FA52516218-300	615	FA52600530.A	653	FA53100830-310	655	FA53102001-310
755	FA52515606-310	760	FA52516218-310	615	FA52600533.A	653	FA53100833	655	FA53102006
755	FA52515612	760	FA52516230	624	FA52700201	653	FA53100833-300.A	655	FA53102006-300.A
755	FA52515612-300	760	FA52516230-300	624	FA52700206	653	FA53100833-310	655	FA53102006-310
755	FA52515612-310	760	FA52516230-310	624	FA52700212	653	FA53100901	655	FA53102012
755	FA52515618	760	FA52516233	624	FA52700218	653	FA53100901-300.A	655	FA53102012-300.A
755	FA52515618-300	760	FA52516233-300	624	FA52700230	653	FA53100901-310	655	FA53102012-310
755	FA52515618-310	760	FA52516233-310	624	FA52700233	653	FA53100906	655	FA53102018
755	FA52515630	761	FA52516401	624	FA52700301	653	FA53100906-300.A	655	FA53102018-300.A
755	FA52515630-300	761	FA52516401-300	624	FA52700306	653	FA53100906-310	655	FA53102018-310
755	FA52515630-310	761	FA52516401-310	624	FA52700312	653	FA53100912	655	FA53102030
755	FA52515633	761	FA52516406	624	FA52700318	653	FA53100912-300.A	655	FA53102030-300.A
755	FA52515633-300	761	FA52516406-300	624	FA52700330	653	FA53100912-310	655	FA53102030-310
755	FA52515633-310	761	FA52516406-310	624	FA52700333	653	FA53100918	655	FA53102033
755	FA52515801	761	FA52516412	624	FA52700501	653	FA53100918-300.A	655	FA53102033-300.A
755	FA52515801-300	761	FA52516412-300	624	FA52700506	653	FA53100918-310	655	FA53102033-310
755	FA52515801-310	761	FA52516412-310	624	FA52700512	653	FA53100930	655	FA53102101
755	FA52515806	761	FA52516418	624	FA52700518	653	FA53100930-300.A	655	FA53102101-300.A
755	FA52515806-300	761	FA52516418-300	624	FA52700530	653	FA53100930-310	655	FA53102101-310
755	FA52515806-310	761	FA52516418-310	624	FA52700533	653	FA53100933	655	FA53102106
755	FA52515812	761	FA52516430	624	FA52701201	653	FA53100933-300.A	655	FA53102106-300.A
755	FA52515812-300	761	FA52516430-300	624	FA52701206	653	FA53100933-310	655	FA53102106-310
755	FA52515812-310	761	FA52516430-310	624	FA52701212	653	FA53101101	655	FA53102112
755	FA52515818	761	FA52516433	624	FA52701218	653	FA53101101-300.A	655	FA53102112-300.A
755	FA52515818-300	761	FA52516433-300	624	FA52701230	653	FA53101101-310	655	FA53102112-310
755	FA52515818-310	761	FA52516433-310	624	FA52701233	653	FA53101106	655	FA53102118
755	FA52515830	761	FA52516601	624	FA52701301	653	FA53101106-300.A	655	FA53102118-300.A
755	FA52515830-300	761	FA52516601-300	624	FA52701306	653	FA53101106-310	655	FA53102118-310
755	FA52515830-310	761	FA52516601-310	624	FA52701312	653	FA53101112	655	FA53102130
755	FA52515833	761	FA52516606	624	FA52701318	653	FA53101112-300.A	655	FA53102130-300.A
755	FA52515833-300	761	FA52516606-300	624	FA52701330	653	FA53101112-310	655	FA53102130-310
755	FA52515833-310	761	FA52516606-310	624	FA52701333	653	FA53101118	655	FA53102133
760	FA52516001	761	FA52516612	624	FA52701501	653	FA53101118-300.A	655	FA53102133-300.A
760	FA52516001-300	761	FA52516612-300	624	FA52701506	653	FA53101118-310	655	FA53102133-310
760	FA52516001-310	761	FA52516612-310	624	FA52701512	653	FA53101130	655	FA53102401
760	FA52516006	761	FA52516618	624	FA52701518	653	FA53101130-300.A	655	FA53102401-300.A

Page	Reference	Page	Reference	Page	Reference	Page	Reference	Page	Reference
655	FA53102401-310	652	FA53104112	655	FA53122101-310	352	FA53200230-310	353	FA53200801-310
655	FA53102406	652	FA53104118	655	FA53122106	352	FA53200233	353	FA53200806
655	FA53102406-300.A	652	FA53104130	655	FA53122106-300.A	352	FA53200233-300.A	353	FA53200806-300.A
655	FA53102406-310	652	FA53104133	655	FA53122106-310	352	FA53200233-310	353	FA53200806-310
655	FA53102412	652	FA53104201	655	FA53122112	352	FA53200301	353	FA53200812
655	FA53102412-300.A	652	FA53104206	655	FA53122112-300.A	352	FA53200301-300.A	353	FA53200812-300.A
655	FA53102412-310	652	FA53104212	655	FA53122112-310	352	FA53200301-310	353	FA53200812-310
655	FA53102418	652	FA53104218	655	FA53122118	352	FA53200306	353	FA53200818
655	FA53102418-300.A	652	FA53104230	655	FA53122118-300.A	352	FA53200306-300.A	353	FA53200818-300.A
655	FA53102418-310	652	FA53104233	655	FA53122118-310	352	FA53200306-310	353	FA53200818-310
655	FA53102430	652	FA53104301	655	FA53122130	352	FA53200312	353	FA53200830
655	FA53102430-300.A	652	FA53104306	655	FA53122130-300.A	352	FA53200312-300.A	353	FA53200830-300.A
655	FA53102430-310	652	FA53104312	655	FA53122130-310	352	FA53200312-310	353	FA53200830-310
655	FA53102433	652	FA53104318	655	FA53122133	352	FA53200318	353	FA53200833
655	FA53102433-300.A	652	FA53104330	655	FA53122133-300.A	352	FA53200318-300.A	353	FA53200833-300.A
655	FA53102433-310	652	FA53104333	655	FA53122133-310	352	FA53200318-310	353	FA53200833-310
655	FA53102501	652	FA53104401	655	FA53122401	352	FA53200330	353	FA53200901
655	FA53102501-300.A	652	FA53104406	655	FA53122401-300.A	352	FA53200330-300.A	353	FA53200901-300.A
655	FA53102501-310	652	FA53104412	655	FA53122401-310	352	FA53200330-310	353	FA53200901-310
655	FA53102506	652	FA53104418	655	FA53122406	352	FA53200333	353	FA53200906
655	FA53102506-300.A	652	FA53104430	655	FA53122406-300.A	352	FA53200333-300.A	353	FA53200906-300.A
655	FA53102506-310	652	FA53104433	655	FA53122406-310	352	FA53200333-310	353	FA53200906-310
655	FA53102512	653	FA53120901	655	FA53122412	352	FA53200501	353	FA53200912
655	FA53102512-300.A	653	FA53120901-300.A	655	FA53122412-300.A	352	FA53200501-300.A	353	FA53200912-300.A
655	FA53102512-310	653	FA53120901-310	655	FA53122412-310	352	FA53200501-310	353	FA53200912-310
655	FA53102518	653	FA53120906	655	FA53122418	352	FA53200506	353	FA53200918
655	FA53102518-300.A	653	FA53120906-300.A	655	FA53122418-300.A	352	FA53200506-300.A	353	FA53200918-300.A
655	FA53102518-310	653	FA53120906-310	655	FA53122418-310	352	FA53200506-310	353	FA53200918-310
655	FA53102530	653	FA53120912	655	FA53122430	352	FA53200512	353	FA53200930
655	FA53102530-300.A	653	FA53120912-300.A	655	FA53122430-300.A	352	FA53200512-300.A	353	FA53200930-300.A
655	FA53102530-310	653	FA53120912-310	655	FA53122430-310	352	FA53200512-310	353	FA53200930-310
655	FA53102533	653	FA53120918	655	FA53122433	352	FA53200518	353	FA53200933
655	FA53102533-300.A	653	FA53120918-300.A	655	FA53122433-300.A	352	FA53200518-300.A	353	FA53200933-300.A
655	FA53102533-310	653	FA53120918-310	655	FA53122433-310	352	FA53200518-310	353	FA53200933-310
652	FA53102901	653	FA53120930	652	FA53124201.A	352	FA53200530	352	FA53201401
652	FA53102906	653	FA53120930-300.A	652	FA53124206.A	352	FA53200530-300.A	352	FA53201401-300.A
652	FA53102912	653	FA53120930-310	652	FA53124212.A	352	FA53200530-310	352	FA53201401-310
652	FA53102918	653	FA53120933	652	FA53124218.A	352	FA53200533	352	FA53201406
652	FA53102930	653	FA53120933-300.A	652	FA53124230.A	352	FA53200533-300.A	352	FA53201406-300.A
652	FA53102933	653	FA53120933-310	652	FA53124233.A	352	FA53200533-310	352	FA53201406-310
652	FA53103001	653	FA53121201	652	FA53124401.A	352	FA53200601	352	FA53201412
652	FA53103006	653	FA53121201-300.A	652	FA53124406.A	352	FA53200601-300.A	352	FA53201412-300.A
652	FA53103012	653	FA53121201-310	652	FA53124412.A	352	FA53200601-310	352	FA53201412-310
652	FA53103018	653	FA53121206	652	FA53124418.A	352	FA53200606	352	FA53201418
652	FA53103030	653	FA53121206-300.A	652	FA53124430.A	352	FA53200606-300.A	352	FA53201418-300.A
652	FA53103033	653	FA53121206-310	652	FA53124433.A	352	FA53200606-310	352	FA53201418-310
654	FA53103101	653	FA53121212	352	FA53200201	352	FA53200612	352	FA53201430
654	FA53103106	653	FA53121212-300.A	352	FA53200201-300.A	352	FA53200612-300.A	352	FA53201430-300.A
654	FA53103112	653	FA53121212-310	352	FA53200201-310	352	FA53200612-310	352	FA53201430-310
654	FA53103118	653	FA53121218	352	FA53200206	352	FA53200618	352	FA53201433
654	FA53103130	653	FA53121218-300.A	352	FA53200206-300.A	352	FA53200618-300.A	352	FA53201433-300.A
654	FA53103133	653	FA53121218-310	352	FA53200206-310	352	FA53200618-310	352	FA53201433-310
654	FA53103201	653	FA53121230	352	FA53200212	352	FA53200630	352	FA53201701
654	FA53103206	653	FA53121230-300.A	352	FA53200212-300.A	352	FA53200630-300.A	352	FA53201701-300.A
654	FA53103212	653	FA53121230-310	352	FA53200212-310	352	FA53200630-310	352	FA53201701-310
654	FA53103218	653	FA53121233	352	FA53200218	352	FA53200633	352	FA53201706
654	FA53103230	653	FA53121233-300.A	352	FA53200218-300.A	352	FA53200633-300.A	352	FA53201706-300.A
654	FA53103233	653	FA53121233-310	352	FA53200218-310	352	FA53200633-310	352	FA53201706-310
652	FA53104101	655	FA53122101	352	FA53200230	353	FA53200801	352	FA53201712
652	FA53104106	655	FA53122101-300.A	352	FA53200230-300.A	353	FA53200801-300.A	352	FA53201712-300.A

Page	Reference	Page	Reference	Page	Reference	Page	Reference	Page	Reference
352	FA53201712-310	636	FA53301201-310	636	FA53305101-310	636	FA533331-310	474	FA53400556
352	FA53201718	636	FA53301206	636	FA53305106	637	FA533332	474	FA53400656
352	FA53201718-300.A	636	FA53301206-300	636	FA53305106-300	637	FA533332-300	474	FA53400856
352	FA53201718-310	636	FA53301206-310	636	FA53305106-310	637	FA533332-310	474	FA53400956
352	FA53201730	636	FA53301212	636	FA53305112	637	FA533333	475	FA53401156
352	FA53201730-300.A	636	FA53301212-300	636	FA53305112-300	637	FA533333-300	475	FA53401256
352	FA53201730-310	636	FA53301212-310	636	FA53305112-310	637	FA533333-310	475	FA53401456
352	FA53201733	636	FA53301218	636	FA53305118	637	FA533334	475	FA53401556
352	FA53201733-300.A	636	FA53301218-300	636	FA53305118-300	637	FA533334-300	475	FA53401756
352	FA53201733-310	636	FA53301218-310	636	FA53305118-310	637	FA533334-310	475	FA53401856
353	FA53202001	636	FA53301230	636	FA53305130	636	FA533341	472	FA53402056
353	FA53202001-300.A	636	FA53301230-300	636	FA53305130-300	636	FA533341-300	472	FA53402056-300
353	FA53202001-310	636	FA53301230-310	636	FA53305130-310	636	FA533341-310	472	FA53402056-310
353	FA53202006	636	FA53301233	636	FA53305133	637	FA533342	472	FA53402156
353	FA53202006-300.A	636	FA53301233-300	636	FA53305133-300	637	FA533342-300	472	FA53402156-300
353	FA53202006-310	636	FA53301233-310	636	FA53305133-310	637	FA533342-310	472	FA53402156-310
353	FA53202012	634	FA53302101	634	FA53305201	637	FA533343	472	FA53402356
353	FA53202012-300.A	634	FA53302101-300	634	FA53305201-300	637	FA533343-300	472	FA53402356-300
353	FA53202012-310	634	FA53302101-310	634	FA53305201-310	637	FA533343-310	472	FA53402356-310
353	FA53202018	634	FA53302106	634	FA53305206	637	FA533344	472	FA53402456
353	FA53202018-300.A	634	FA53302106-300	634	FA53305206-300	637	FA533344-300	472	FA53402456-300
353	FA53202018-310	634	FA53302106-310	634	FA53305206-310	637	FA533344-310	472	FA53402456-310
353	FA53202030	634	FA53302112	634	FA53305212	634	FA533421	472	FA53402656
353	FA53202030-300.A	634	FA53302112-300	634	FA53305212-300	634	FA533421-300	472	FA53402656-300
353	FA53202030-310	634	FA53302112-310	634	FA53305212-310	634	FA533421-310	472	FA53402656-310
353	FA53202033	634	FA53302118	634	FA53305218	635	FA533422	472	FA53402756
353	FA53202033-300.A	634	FA53302118-300	634	FA53305218-300	635	FA533422-300	472	FA53402756-300
353	FA53202033-310	634	FA53302118-310	634	FA53305218-310	635	FA533422-310	472	FA53402756-310
638	FA53300101	634	FA53302130	634	FA53305230	635	FA533423	473	FA53402956
638	FA53300106	634	FA53302130-300	634	FA53305230-300	635	FA533423-300	473	FA53402956-300
638	FA53300112	634	FA53302130-310	634	FA53305230-310	635	FA533423-310	473	FA53402956-310
638	FA53300118	634	FA53302133	634	FA53305233	635	FA533424	473	FA53403056
638	FA53300130	634	FA53302133-300	634	FA53305233-300	635	FA533424-300	473	FA53403056-300
638	FA53300133	634	FA53302133-310	634	FA53305233-310	635	FA533424-310	473	FA53403056-310
638	FA53300201	634	FA53302201	638	FA533221	634	FA533431	473	FA53403156
638	FA53300206	634	FA53302201-300	638	FA533222	634	FA533431-300	473	FA53403156-300.A
638	FA53300212	634	FA53302201-310	639	FA533223	634	FA533431-310	473	FA53403156-310
638	FA53300218	634	FA53302206	639	FA533224	635	FA533432	473	FA53403256
638	FA53300230	634	FA53302206-300	638	FA533231	635	FA533432-300	473	FA53403256-300.A
638	FA53300233	634	FA53302206-310	638	FA533232	635	FA533432-310	473	FA53403256-310
636	FA53301101	634	FA53302212	639	FA533233	635	FA533433	473	FA53403356
636	FA53301101-300	634	FA53302212-300	639	FA533234	635	FA533433-300	473	FA53403356-300.A
636	FA53301101-310	634	FA53302212-310	638	FA533241	635	FA533433-310	473	FA53403356-310
636	FA53301106	634	FA53302218	638	FA533242	635	FA533434	473	FA53403456
636	FA53301106-300	634	FA53302218-300	639	FA533243	635	FA533434-300	473	FA53403456-300.A
636	FA53301106-310	634	FA53302218-310	639	FA533244	635	FA533434-310	473	FA53403456-310
636	FA53301112	634	FA53302230	636	FA533321	634	FA533441	470	FA53403656
636	FA53301112-300	634	FA53302230-300	636	FA533321-300	634	FA533441-300	470	FA53403656-300
636	FA53301112-310	634	FA53302230-310	636	FA533321-310	634	FA533441-310	470	FA53403656-310
636	FA53301118	634	FA53302233	637	FA533322	635	FA533442	470	FA53403756
636	FA53301118-300	634	FA53302233-300	637	FA533322-300	635	FA533442-300	470	FA53403756-300
636	FA53301118-310	634	FA53302233-310	637	FA533322-310	635	FA533442-310	470	FA53403756-310
636	FA53301130	638	FA53305001	637	FA533323	635	FA533443	470	FA53403956
636	FA53301130-300	638	FA53305006	637	FA533323-300	635	FA533443-300	470	FA53403956-300
636	FA53301130-310	638	FA53305012	637	FA533323-310	635	FA533443-310	470	FA53403956-310
636	FA53301133	638	FA53305018	637	FA533324	635	FA533444	470	FA53404056
636	FA53301133-300	638	FA53305030	637	FA533324-300	635	FA533444-300	470	FA53404056-300
636	FA53301133-310	638	FA53305033	637	FA533324-310	635	FA533444-310	470	FA53404056-310
636	FA53301201	636	FA53305101	636	FA533331	474	FA53400256	470	FA53404256
636	FA53301201-300	636	FA53305101-300	636	FA533331-300	474	FA53400356	470	FA53404256-300

Page	Reference	Page	Reference	Page	Reference	Page	Reference	Page	Reference
470	FA53404256-310	495	FA53500233	498	FA53501733	496	FA53503233	494	FA53504733
470	FA53404356	495	FA53500301	498	FA53501801	496	FA53503301	494	FA53504801
470	FA53404356-300	495	FA53500306	498	FA53501806	496	FA53503306	494	FA53504806
470	FA53404356-310	495	FA53500312	498	FA53501812	496	FA53503312	494	FA53504812
471	FA53404556	495	FA53500318	498	FA53501818	496	FA53503318	494	FA53504818
471	FA53404556-300	495	FA53500330	498	FA53501830	496	FA53503330	494	FA53504830
471	FA53404556-310	495	FA53500333	498	FA53501833	496	FA53503333	494	FA53504833
471	FA53404656	497	FA53500501	495	FA53502001	498	FA53503501	496	FA53504901
471	FA53404656-300	497	FA53500506	495	FA53502006	498	FA53503506	496	FA53504906
471	FA53404656-310	497	FA53500512	495	FA53502012	498	FA53503512	496	FA53504912
471	FA53404756	497	FA53500518	495	FA53502018	498	FA53503518	496	FA53504918
471	FA53404756-300	497	FA53500530	495	FA53502030	498	FA53503530	496	FA53504930
471	FA53404756-310	497	FA53500533	495	FA53502033	498	FA53503533	496	FA53504933
471	FA53404856	497	FA53500601	495	FA53502101	498	FA53503601	496	FA53505001
471	FA53404856-300	497	FA53500606	495	FA53502106	498	FA53503606	496	FA53505006
471	FA53404856-310	497	FA53500612	495	FA53502112	498	FA53503612	496	FA53505012
474	FA53405156	497	FA53500618	495	FA53502118	498	FA53503618	496	FA53505018
474	FA53405256	497	FA53500630	495	FA53502130	498	FA53503630	496	FA53505030
474	FA53405356	497	FA53500633	495	FA53502133	498	FA53503633	496	FA53505033
475	FA53405456	499	FA53500801	497	FA53502301	495	FA53504101	498	FA53505101
475	FA53405556	499	FA53500806	497	FA53502306	495	FA53504106	498	FA53505106
475	FA53405656	499	FA53500812	497	FA53502312	495	FA53504112	498	FA53505112
472	FA53405756	499	FA53500818	497	FA53502318	495	FA53504118	498	FA53505118
472	FA53405756-300	499	FA53500830	497	FA53502330	495	FA53504130	498	FA53505130
472	FA53405756-310	499	FA53500833	497	FA53502333	495	FA53504133	498	FA53505133
472	FA53405856	499	FA53500901	497	FA53502401	495	FA53504201	498	FA53505201
472	FA53405856-300	499	FA53500906	497	FA53502406	495	FA53504206	498	FA53505206
472	FA53405856-310	499	FA53500912	497	FA53502412	495	FA53504212	498	FA53505212
472	FA53405956	499	FA53500918	497	FA53502418	495	FA53504218	498	FA53505218
472	FA53405956-300	499	FA53500930	497	FA53502430	495	FA53504230	498	FA53505230
472	FA53405956-310	499	FA53500933	497	FA53502433	495	FA53504233	498	FA53505233
473	FA53406056	494	FA53501101	499	FA53502601	497	FA53504301	662	FA53600256
473	FA53406056-300	494	FA53501106	499	FA53502606	497	FA53504306	662	FA53600356
473	FA53406056-310	494	FA53501112	499	FA53502612	497	FA53504312	662	FA53600556
473	FA53406156	494	FA53501118	499	FA53502618	497	FA53504318	662	FA53600656
473	FA53406156-300.A	494	FA53501130	499	FA53502630	497	FA53504330	662	FA53600801
473	FA53406156-310	494	FA53501133	499	FA53502633	497	FA53504333	662	FA53600901
473	FA53406256	494	FA53501201	499	FA53502701	497	FA53504401	662	FA53601101
473	FA53406256-300.A	494	FA53501206	499	FA53502706	497	FA53504406	662	FA53601201
473	FA53406256-310	494	FA53501212	499	FA53502712	497	FA53504412	663	FA53601356
470	FA53406356	494	FA53501218	499	FA53502718	497	FA53504418	663	FA53601356-300
470	FA53406356-300	494	FA53501230	499	FA53502730	497	FA53504430	663	FA53601356-310
470	FA53406356-310	494	FA53501233	499	FA53502733	497	FA53504433	663	FA53601456
470	FA53406456	496	FA53501401	494	FA53502901	499	FA53504501	663	FA53601456-300
470	FA53406456-300	496	FA53501406	494	FA53502906	499	FA53504506	663	FA53601456-310
470	FA53406456-310	496	FA53501412	494	FA53502912	499	FA53504512	663	FA53601556
470	FA53406556	496	FA53501418	494	FA53502918	499	FA53504518	663	FA53601556-300
470	FA53406556-300	496	FA53501430	494	FA53502930	499	FA53504530	663	FA53601556-310
470	FA53406556-310	496	FA53501433	494	FA53502933	499	FA53504533	663	FA53601656
471	FA53406656	496	FA53501501	494	FA53503001	499	FA53504601	663	FA53601656-300
471	FA53406656-300	496	FA53501506	494	FA53503006	499	FA53504606	663	FA53601656-310
471	FA53406656-310	496	FA53501512	494	FA53503012	499	FA53504612	663	FA53601756
471	FA53406756	496	FA53501518	494	FA53503018	499	FA53504618	663	FA53601756-300
471	FA53406756-300	496	FA53501530	494	FA53503030	499	FA53504630	663	FA53601756-310
471	FA53406756-310	496	FA53501533	494	FA53503033	499	FA53504633	663	FA53601856
495	FA53500201	498	FA53501701	496	FA53503201	494	FA53504701	663	FA53601856-300
495	FA53500206	498	FA53501706	496	FA53503206	494	FA53504706	663	FA53601856-310
495	FA53500212	498	FA53501712	496	FA53503212	494	FA53504712	663	FA53601956
495	FA53500218	498	FA53501718	496	FA53503218	494	FA53504718	663	FA53601956-300
495	FA53500230	498	FA53501730	496	FA53503230	494	FA53504730	663	FA53601956-310

Page	Reference	Page	Reference	Page	Reference	Page	Reference	Page	Reference
663	FA53602056	664	FA53604001	663	FA53611656-310	665	FA53616001-310	780	FA53901533-310
663	FA53602056-300	664	FA53604001-300.A	663	FA53611856	779	FA53900206	780	FA53901706
663	FA53602056-310	664	FA53604001-310	663	FA53611856-300	779	FA53900206-300	780	FA53901706-300
663	FA53602101	664	FA53604101	663	FA53611856-310	779	FA53900206-310	780	FA53901706-310
663	FA53602101-300	664	FA53604101-300.A	663	FA53612056	779	FA53900233	780	FA53901733
663	FA53602101-310	664	FA53604101-310	663	FA53612056-300	779	FA53900233-300	780	FA53901733-300
663	FA53602201	664	FA53604201	663	FA53612056-310	779	FA53900233-310	780	FA53901733-310
663	FA53602201-300	664	FA53604201-300.A	663	FA53612201	779	FA53900306	780	FA53901806
663	FA53602201-310	664	FA53604201-310	663	FA53612201-300	779	FA53900306-300	780	FA53901806-300
663	FA53602301	664	FA53604301	663	FA53612201-310	779	FA53900306-310	780	FA53901806-310
663	FA53602301-300	664	FA53604301-300.A	663	FA53612401	779	FA53900333	780	FA53901833
663	FA53602301-310	664	FA53604301-310	663	FA53612401-300	779	FA53900333-300	780	FA53901833-300
663	FA53602401	664	FA53604401	663	FA53612401-310	779	FA53900333-310	780	FA53901833-310
663	FA53602401-300	664	FA53604401-300.A	663	FA53612601	779	FA53900506	781	FA53902006
663	FA53602401-310	664	FA53604401-310	663	FA53612601-300	779	FA53900506-300	781	FA53902006-300
663	FA53602501	665	FA53604756	663	FA53612601-310	779	FA53900506-310	781	FA53902006-310
663	FA53602501-300	665	FA53604756-300	663	FA53612801	779	FA53900533	781	FA53902033
663	FA53602501-310	665	FA53604756-310	663	FA53612801-300	779	FA53900533-300	781	FA53902033-300
663	FA53602601	665	FA53604856	663	FA53612801-310	779	FA53900533-310	781	FA53902033-310
663	FA53602601-300	665	FA53604856-300	664	FA53613056	779	FA53900606	781	FA53902106
663	FA53602601-310	665	FA53604856-310	664	FA53613056-300.A	779	FA53900606-300	781	FA53902106-300
663	FA53602701	665	FA53604956	664	FA53613056-310	779	FA53900606-310	781	FA53902106-310
663	FA53602701-300	665	FA53604956-300	664	FA53613256	779	FA53900633	781	FA53902133
663	FA53602701-310	665	FA53604956-310	664	FA53613256-300.A	779	FA53900633-300	781	FA53902133-300
663	FA53602801	665	FA53605056	664	FA53613256-310	779	FA53900633-310	781	FA53902133-310
663	FA53602801-300	665	FA53605056-300	664	FA53613456	779	FA53900806	781	FA53902306
663	FA53602801-310	665	FA53605056-310	664	FA53613456-300.A	779	FA53900806-300	781	FA53902306-300
664	FA53602956	665	FA53605156	664	FA53613456-310	779	FA53900806-310	781	FA53902306-310
664	FA53602956-300.A	665	FA53605156-300	664	FA53613656	779	FA53900833	781	FA53902333
664	FA53602956-310	665	FA53605156-310	664	FA53613656-300.A	779	FA53900833-300	781	FA53902333-300
664	FA53603056	665	FA53605256	664	FA53613656-310	779	FA53900833-310	781	FA53902333-310
664	FA53603056-300.A	665	FA53605256-300	664	FA53613801	779	FA53900906	781	FA53902406
664	FA53603056-310	665	FA53605256-310	664	FA53613801-300.A	779	FA53900906-300	781	FA53902406-300
664	FA53603156	665	FA53605501	664	FA53613801-310	779	FA53900906-310	781	FA53902406-310
664	FA53603156-300.A	665	FA53605501-300	664	FA53614001	779	FA53900933	781	FA53902433
664	FA53603156-310	665	FA53605501-310	664	FA53614001-300.A	779	FA53900933-300	781	FA53902433-300
664	FA53603256	665	FA53605601	664	FA53614001-310	779	FA53900933-310	781	FA53902433-310
664	FA53603256-300.A	665	FA53605601-300	664	FA53614201	780	FA53901106	781	FA53902606
664	FA53603256-310	665	FA53605601-310	664	FA53614201-300.A	780	FA53901106-300	781	FA53902606-300
664	FA53603356	665	FA53605701	664	FA53614201-310	780	FA53901106-310	781	FA53902606-310
664	FA53603356-300.A	665	FA53605701-300	664	FA53614401	780	FA53901133	781	FA53902633
664	FA53603356-310	665	FA53605701-310	664	FA53614401-300.A	780	FA53901133-300	781	FA53902633-300
664	FA53603456	665	FA53605801	664	FA53614401-310	780	FA53901133-310	781	FA53902633-310
664	FA53603456-300.A	665	FA53605801-300	665	FA53614856	780	FA53901206	781	FA53902706
664	FA53603456-310	665	FA53605801-310	665	FA53614856-300	780	FA53901206-300	781	FA53902706-300
664	FA53603556	665	FA53605901	665	FA53614856-310	780	FA53901206-310	781	FA53902706-310
664	FA53603556-300.A	665	FA53605901-300	665	FA53615056	780	FA53901233	781	FA53902733
664	FA53603556-310	665	FA53605901-310	665	FA53615056-300	780	FA53901233-300	781	FA53902733-300
664	FA53603656	665	FA53606001	665	FA53615056-310	780	FA53901233-310	781	FA53902733-310
664	FA53603656-300.A	665	FA53606001-300	665	FA53615256	780	FA53901406	782	FA53902906
664	FA53603656-310	665	FA53606001-310	665	FA53615256-300	780	FA53901406-300	782	FA53902906-300
664	FA53603701	662	FA53610356	665	FA53615256-310	780	FA53901406-310	782	FA53902906-310
664	FA53603701-300.A	662	FA53610656	665	FA53615601	780	FA53901433	782	FA53902933
664	FA53603701-310	662	FA53610901	665	FA53615601-300	780	FA53901433-300	782	FA53902933-300
664	FA53603801	662	FA53611201	665	FA53615601-310	780	FA53901433-310	782	FA53902933-310
664	FA53603801-300.A	663	FA53611456	665	FA53615801	780	FA53901506	782	FA53903006
664	FA53603801-310	663	FA53611456-300	665	FA53615801-300	780	FA53901506-300	782	FA53903006-300
664	FA53603901	663	FA53611456-310	665	FA53615801-310	780	FA53901506-310	782	FA53903006-310
664	FA53603901-300.A	663	FA53611656	665	FA53616001	780	FA53901533	782	FA53903033
664	FA53603901-310	663	FA53611656-300	665	FA53616001-300	780	FA53901533-300	782	FA53903033-300

Page	Reference	Page	Reference	Page	Reference	Page	Reference	Page	Reference
782	FA53903033-310	775	FA53904533-310	777	FA53906033-310	774	FA53907533-310	777	FA53909433-310
782	FA53903206	776	FA53904706	777	FA53906206	774	FA53907606	778	FA53909606
782	FA53903206-300	776	FA53904706-300	777	FA53906206-300	774	FA53907606-300	778	FA53909606-300
782	FA53903206-310	776	FA53904706-310	777	FA53906206-310	774	FA53907606-310	778	FA53909606-310
782	FA53903233	776	FA53904733	777	FA53906233	774	FA53907633	778	FA53909633
782	FA53903233-300	776	FA53904733-300	777	FA53906233-300	774	FA53907633-300	778	FA53909633-300
782	FA53903233-310	776	FA53904733-310	777	FA53906233-310	774	FA53907633-310	778	FA53909633-310
782	FA53903306	776	FA53904806	777	FA53906306	775	FA53907806	778	FA53909806
782	FA53903306-300	776	FA53904806-300	777	FA53906306-300	775	FA53907806-300	778	FA53909806-300
782	FA53903306-310	776	FA53904806-310	777	FA53906306-310	775	FA53907806-310	778	FA53909806-310
782	FA53903333	776	FA53904833	777	FA53906333	775	FA53907833	778	FA53909833
782	FA53903333-300	776	FA53904833-300	777	FA53906333-300	775	FA53907833-300	778	FA53909833-300
782	FA53903333-310	776	FA53904833-310	777	FA53906333-310	775	FA53907833-310	778	FA53909833-310
782	FA53903506	776	FA53905006	778	FA53906506	775	FA53908006	778	FA53910006
782	FA53903506-300	776	FA53905006-300	778	FA53906506-300	775	FA53908006-300	778	FA53910006-300
782	FA53903506-310	776	FA53905006-310	778	FA53906506-310	775	FA53908006-310	778	FA53910006-310
782	FA53903533	776	FA53905033	778	FA53906533	775	FA53908033	778	FA53910033
782	FA53903533-300	776	FA53905033-300	778	FA53906533-300	775	FA53908033-300	778	FA53910033-300
782	FA53903533-310	776	FA53905033-310	778	FA53906533-310	775	FA53908033-310	778	FA53910033-310
782	FA53903606	776	FA53905106	778	FA53906606	775	FA53908206	779	FA53910206
782	FA53903606-300	776	FA53905106-300	778	FA53906606-300	775	FA53908206-300	779	FA53910206-300
782	FA53903606-310	776	FA53905106-310	778	FA53906606-310	775	FA53908206-310	779	FA53910206-310
782	FA53903633	776	FA53905133	778	FA53906633	775	FA53908233	779	FA53910233
782	FA53903633-300	776	FA53905133-300	778	FA53906633-300	775	FA53908233-300	779	FA53910233-300
782	FA53903633-310	776	FA53905133-310	778	FA53906633-310	775	FA53908233-310	779	FA53910233-310
775	FA53903806	776	FA53905306	778	FA53906806	776	FA53908406	779	FA53910406
775	FA53903806-300	776	FA53905306-300	778	FA53906806-300	776	FA53908406-300	779	FA53910406-300
775	FA53903806-310	776	FA53905306-310	778	FA53906806-310	776	FA53908406-310	779	FA53910406-310
775	FA53903833	776	FA53905333	778	FA53906833	776	FA53908433	779	FA53910433
775	FA53903833-300	776	FA53905333-300	778	FA53906833-300	776	FA53908433-300	779	FA53910433-300
775	FA53903833-310	776	FA53905333-310	778	FA53906833-310	776	FA53908433-310	779	FA53910433-310
775	FA53903906	776	FA53905406	778	FA53906906	776	FA53908606	779	FA53910606
775	FA53903906-300	776	FA53905406-300	778	FA53906906-300	776	FA53908606-300	779	FA53910606-300
775	FA53903906-310	776	FA53905406-310	778	FA53906906-310	776	FA53908606-310	779	FA53910606-310
775	FA53903933	776	FA53905433	778	FA53906933	776	FA53908633	779	FA53910633
775	FA53903933-300	776	FA53905433-300	778	FA53906933-300	776	FA53908633-300	779	FA53910633-300
775	FA53903933-310	776	FA53905433-310	778	FA53906933-310	776	FA53908633-310	779	FA53910633-310
775	FA53904106	777	FA53905606	778	FA53907106	776	FA53908806	780	FA53910806
775	FA53904106-300	777	FA53905606-300	778	FA53907106-300	776	FA53908806-300	780	FA53910806-300
775	FA53904106-310	777	FA53905606-310	778	FA53907106-310	776	FA53908806-310	780	FA53910806-310
775	FA53904133	777	FA53905633	778	FA53907133	776	FA53908833	780	FA53910833
775	FA53904133-300	777	FA53905633-300	778	FA53907133-300	776	FA53908833-300	780	FA53910833-300
775	FA53904133-310	777	FA53905633-310	778	FA53907133-310	776	FA53908833-310	780	FA53910833-310
775	FA53904206	777	FA53905706	778	FA53907206	777	FA53909006	780	FA53911006
775	FA53904206-300	777	FA53905706-300	778	FA53907206-300	777	FA53909006-300	780	FA53911006-300
775	FA53904206-310	777	FA53905706-310	778	FA53907206-310	777	FA53909006-310	780	FA53911006-310
775	FA53904233	777	FA53905733	778	FA53907233	777	FA53909033	780	FA53911033
775	FA53904233-300	777	FA53905733-300	778	FA53907233-300	777	FA53909033-300	780	FA53911033-300
775	FA53904233-310	777	FA53905733-310	778	FA53907233-310	777	FA53909033-310	780	FA53911033-310
775	FA53904406	777	FA53905906	774	FA53907406	777	FA53909206	780	FA53911206
775	FA53904406-300	777	FA53905906-300	774	FA53907406-300	777	FA53909206-300	780	FA53911206-300
775	FA53904406-310	777	FA53905906-310	774	FA53907406-310	777	FA53909206-310	780	FA53911206-310
775	FA53904433	777	FA53905933	774	FA53907433	777	FA53909233	780	FA53911233
775	FA53904433-300	777	FA53905933-300	774	FA53907433-300	777	FA53909233-300	780	FA53911233-300
775	FA53904433-310	777	FA53905933-310	774	FA53907433-310	777	FA53909233-310	780	FA53911233-310
775	FA53904506	777	FA53906006	774	FA53907506	777	FA53909406	781	FA53911406
775	FA53904506-300	777	FA53906006-300	774	FA53907506-300	777	FA53909406-300	781	FA53911406-300
775	FA53904506-310	777	FA53906006-310	774	FA53907506-310	777	FA53909406-310	781	FA53911406-310
775	FA53904533	777	FA53906033	774	FA53907533	777	FA53909433	781	FA53911433
775	FA53904533-300	777	FA53906033-300	774	FA53907533-300	777	FA53909433-300	781	FA53911433-300

Page	Reference	Page	Reference	Page	Reference	Page	Reference	Page	Reference
781	FA53911433-310	778	FA53913833-310	779	FA53915833-310	780	FA53917833-310	683	FA54100733
781	FA53911606	779	FA53914006	780	FA53916006	781	FA53918006	683	FA54100801
781	FA53911606-300	779	FA53914006-300	780	FA53916006-300	781	FA53918006-300	683	FA54100806
781	FA53911606-310	779	FA53914006-310	780	FA53916006-310	781	FA53918006-310	683	FA54100812
781	FA53911633	779	FA53914033	780	FA53916033	781	FA53918033	683	FA54100818
781	FA53911633-300	779	FA53914033-300	780	FA53916033-300	781	FA53918033-300	683	FA54100830
781	FA53911633-310	779	FA53914033-310	780	FA53916033-310	781	FA53918033-310	683	FA54100833
781	FA53911806	780	FA53914206	781	FA53916206	782	FA53918206	683	FA54100901
781	FA53911806-300	780	FA53914206-300	781	FA53916206-300	782	FA53918206-300	683	FA54100906
781	FA53911806-310	780	FA53914206-310	781	FA53916206-310	782	FA53918206-310	683	FA54100912
781	FA53911833	780	FA53914233	781	FA53916233	782	FA53918233	683	FA54100918
781	FA53911833-300	780	FA53914233-300	781	FA53916233-300	782	FA53918233-300	683	FA54100930
781	FA53911833-310	780	FA53914233-310	781	FA53916233-310	782	FA53918233-310	683	FA54100933
782	FA53912006	781	FA53914406	782	FA53916406	674	FA54000101	683	FA54101001
782	FA53912006-300	781	FA53914406-300	782	FA53916406-300	674	FA54000106	683	FA54101006
782	FA53912006-310	781	FA53914406-310	782	FA53916406-310	674	FA54000112	683	FA54101012
782	FA53912033	781	FA53914433	782	FA53916433	674	FA54000118	683	FA54101018
782	FA53912033-300	781	FA53914433-300	782	FA53916433-300	674	FA54000130	683	FA54101030
782	FA53912033-310	781	FA53914433-310	782	FA53916433-310	674	FA54000133	683	FA54101033
782	FA53912206	782	FA53914606	774	FA53916606	674	FA54000201	684	FA54101101
782	FA53912206-300	782	FA53914606-300	774	FA53916606-300	674	FA54000206	684	FA54101106
782	FA53912206-310	782	FA53914606-310	774	FA53916606-310	674	FA54000212	684	FA54101112
782	FA53912233	782	FA53914633	774	FA53916633	674	FA54000218	684	FA54101118
782	FA53912233-300	782	FA53914633-300	774	FA53916633-300	674	FA54000230	684	FA54101130
782	FA53912233-310	782	FA53914633-310	774	FA53916633-310	674	FA54000233	684	FA54101133
782	FA53912406	774	FA53914806	775	FA53916806	675	FA54000301	684	FA54101201
782	FA53912406-300	774	FA53914806-300	775	FA53916806-300	675	FA54000306	684	FA54101206
782	FA53912406-310	774	FA53914806-310	775	FA53916806-310	675	FA54000312	684	FA54101212
782	FA53912433	774	FA53914833	775	FA53916833	675	FA54000318	684	FA54101218
782	FA53912433-300	774	FA53914833-300	775	FA53916833-300	675	FA54000330	684	FA54101230
782	FA53912433-310	774	FA53914833-310	775	FA53916833-310	675	FA54000333	684	FA54101233
774	FA53913006	775	FA53915006	776	FA53917006	682	FA54100201	684	FA54101301
774	FA53913006-300	775	FA53915006-300	776	FA53917006-300	682	FA54100206	684	FA54101306
774	FA53913006-310	775	FA53915006-310	776	FA53917006-310	682	FA54100212	684	FA54101312
774	FA53913033	775	FA53915033	776	FA53917033	682	FA54100218	684	FA54101318
774	FA53913033-300	775	FA53915033-300	776	FA53917033-300	682	FA54100230	684	FA54101330
774	FA53913033-310	775	FA53915033-310	776	FA53917033-310	682	FA54100233	684	FA54101333
775	FA53913206	776	FA53915206	777	FA53917206	682	FA54100301	684	FA54101401
775	FA53913206-300	776	FA53915206-300	777	FA53917206-300	682	FA54100306	684	FA54101406
775	FA53913206-310	776	FA53915206-310	777	FA53917206-310	682	FA54100312	684	FA54101412
775	FA53913233	776	FA53915233	777	FA53917233	682	FA54100318	684	FA54101418
775	FA53913233-300	776	FA53915233-300	777	FA53917233-300	682	FA54100330	684	FA54101430
775	FA53913233-310	776	FA53915233-310	777	FA53917233-310	682	FA54100333	684	FA54101433
776	FA53913406	777	FA53915406	778	FA53917406	682	FA54100501	682	FA54102301
776	FA53913406-300	777	FA53915406-300	778	FA53917406-300	682	FA54100506	682	FA54102306
776	FA53913406-310	777	FA53915406-310	778	FA53917406-310	682	FA54100512	682	FA54102312
776	FA53913433	777	FA53915433	778	FA53917433	682	FA54100518	682	FA54102318
776	FA53913433-300	777	FA53915433-300	778	FA53917433-300	682	FA54100530	682	FA54102330
776	FA53913433-310	777	FA53915433-310	778	FA53917433-310	682	FA54100533	682	FA54102333
777	FA53913606	778	FA53915606	779	FA53917606	682	FA54100601	682	FA54102601
777	FA53913606-300	778	FA53915606-300	779	FA53917606-300	682	FA54100606	682	FA54102606
777	FA53913606-310	778	FA53915606-310	779	FA53917606-310	682	FA54100612	682	FA54102612
777	FA53913633	778	FA53915633	779	FA53917633	682	FA54100618	682	FA54102618
777	FA53913633-300	778	FA53915633-300	779	FA53917633-300	682	FA54100630	682	FA54102630
777	FA53913633-310	778	FA53915633-310	779	FA53917633-310	682	FA54100633	682	FA54102633
778	FA53913806	779	FA53915806	780	FA53917806	683	FA54100701	683	FA54102801
778	FA53913806-300	779	FA53915806-300	780	FA53917806-300	683	FA54100706	683	FA54102806
778	FA53913806-310	779	FA53915806-310	780	FA53917806-310	683	FA54100712	683	FA54102812
778	FA53913833	779	FA53915833	780	FA53917833	683	FA54100718	683	FA54102818
778	FA53913833-300	779	FA53915833-300	780	FA53917833-300	683	FA54100730	683	FA54102830

Page	Reference	Page	Reference	Page	Reference	Page	Reference	Page	Reference
683	FA54102833	614	FA54200733	732	FA8812	738	FA942851418	604	FA94861206-310
683	FA54103001	614	FA54200901	732	FA8818	738	FA942851430	604	FA94861233
683	FA54103006	614	FA54200906	732	FA8830	738	FA942851433	604	FA94861233-300
683	FA54103012	614	FA54200912	732	FA8833	736	FA9433	604	FA94861233-310
683	FA54103018	614	FA54200918	737	FA8906	604	FA94801206	604	FA94861306
683	FA54103030	614	FA54200930	737	FA8933	604	FA94801206-300	604	FA94861306-300
683	FA54103033	614	FA54200933	737	FA9006	604	FA94801206-310	604	FA94861306-310
684	FA54103201	704	FA68	737	FA9033	604	FA94801233	604	FA948613106
684	FA54103206	606	FA71	736	FA9306	604	FA94801233-300	604	FA948613106-300
684	FA54103212	606	FA72	736	FA9333	604	FA94801233-310	604	FA948613106-310
684	FA54103218	737	FA7806	736	FA9406	604	FA94801306	604	FA948613133
684	FA54103230	737	FA7833	602	FA941861206	604	FA94801306-300	604	FA948613133-300
684	FA54103233	737	FA7906	602	FA941861206-300	604	FA94801306-310	604	FA948613133-310
684	FA54103401	737	FA7933	602	FA941861206-310	604	FA948013106	604	FA94861333
684	FA54103406	606	FA81	602	FA941861233	604	FA948013106-300	604	FA94861333-300
684	FA54103412	606	FA82	602	FA941861233-300	604	FA948013106-310	604	FA94861333-310
684	FA54103418	646	FA84280001.A	602	FA941861233-310	604	FA948013133	736	FA9506
684	FA54103430	646	FA84280006.A	602	FA941861306	604	FA948013133-300	736	FA9533
684	FA54103433	646	FA84280012.A	602	FA941861306-300	604	FA948013133-310	736	FA9606
685	FA54110001	646	FA84280018.A	602	FA941861306-310	604	FA94801333	734	FA962821301
685	FA54110006	646	FA84280030.A	602	FA9418613106	604	FA94801333-300	734	FA962821306
685	FA54110012	646	FA84280033.A	602	FA9418613106-300	604	FA94801333-310	734	FA962821312
685	FA54110018	646	FA844281101.A	602	FA9418613106-310	602	FA94831206	734	FA962821318
685	FA54110030	646	FA844281106.A	602	FA9418613133	602	FA94831206-300	734	FA962821330
685	FA54110033	646	FA844281112.A	602	FA9418613133-300	602	FA94831206-310	734	FA962821333
685	FA54110201	646	FA844281118.A	602	FA9418613133-310	602	FA94831233	734	FA962821401
685	FA54110206	646	FA844281130.A	602	FA941861333	602	FA94831233-300	734	FA962821406
685	FA54110212	646	FA844281133.A	602	FA941861333-300	602	FA94831233-310	734	FA962821412
685	FA54110218	646	FA844281201.A	602	FA941861333-310	602	FA94831306	734	FA962821418
685	FA54110230	646	FA844281206.A	603	FA941871306	602	FA94831306-300	734	FA962821430
685	FA54110233	646	FA844281212.A	603	FA941871333	602	FA94831306-310	734	FA962821433
614	FA54200201	646	FA844281218.A	604	FA941881206	602	FA948313106	734	FA962831301
614	FA54200206	646	FA844281230.A	604	FA941881206-300	602	FA948313106-300	734	FA962831306
614	FA54200212	646	FA844281233.A	604	FA941881206-310	602	FA948313106-310	734	FA962831312
614	FA54200218	646	FA844281301.A	604	FA941881233	602	FA948313133	734	FA962831318
614	FA54200230	646	FA844281306.A	604	FA941881233-300	602	FA948313133-300	734	FA962831330
614	FA54200233	646	FA844281312.A	604	FA941881233-310	602	FA948313133-310	734	FA962831333
614	FA54200301	646	FA844281318.A	604	FA941881306	602	FA94831333	734	FA962831401
614	FA54200306	646	FA844281330.A	604	FA941881306-300	602	FA94831333-300	734	FA962831406
614	FA54200312	646	FA844281333.A	604	FA941881306-310	602	FA94831333-310	734	FA962831412
614	FA54200318	646	FA844282101.A	604	FA9418813106	602	FA94851206	734	FA962831418
614	FA54200330	646	FA844282106.A	604	FA9418813106-300	602	FA94851206-300	734	FA962831430
614	FA54200333	646	FA844282112.A	604	FA9418813106-310	602	FA94851206-310	734	FA962831433
614	FA54200501	646	FA844282118.A	604	FA9418813133	602	FA94851233	734	FA962832301
614	FA54200506	646	FA844282130.A	604	FA9418813133-300	602	FA94851233-300	734	FA962832306
614	FA54200512	646	FA844282133.A	604	FA9418813133-310	602	FA94851233-310	734	FA962832312
614	FA54200518	646	FA844282201.A	604	FA941881333	602	FA94851306	734	FA962832318
614	FA54200530	646	FA844282206.A	604	FA941881333-300	602	FA94851306-300	734	FA962832330
614	FA54200533	646	FA844282212.A	604	FA941881333-310	602	FA94851306-310	734	FA962832333
614	FA54200601	646	FA844282218.A	605	FA941891306	602	FA948513106	734	FA962832401
614	FA54200606	646	FA844282230.A	605	FA941891333	602	FA948513106-300	734	FA962832406
614	FA54200612	646	FA844282233.A	738	FA942842401	602	FA948513106-310	734	FA962832412
614	FA54200618	646	FA844282301.A	738	FA942842406	602	FA948513133	734	FA962832418
614	FA54200630	646	FA844282306.A	738	FA942842412	602	FA948513133-300	734	FA962832430
614	FA54200633	646	FA844282312.A	738	FA942842418	602	FA948513133-310	734	FA962832433
614	FA54200701	646	FA844282318.A	738	FA942842430	602	FA94851333	736	FA9633
614	FA54200706	646	FA844282330.A	738	FA942842433	602	FA94851333-300	739	FA972471301
614	FA54200712	646	FA844282333.A	738	FA942851401	602	FA94851333-310	739	FA972471301-300
614	FA54200718	732	FA8801	738	FA942851406	604	FA94861206	739	FA972471301-310
614	FA54200730	732	FA8806	738	FA942851412	604	FA94861206-300	739	FA972471306

Page	Reference	Page	Reference	Page	Reference	Page	Reference	Page	Reference
739	FA972471306-300	739	FA972471433-300	739	FA972472418-300	739	FA972481406-300	738	FA972842330
739	FA972471306-310	739	FA972471433-310	739	FA972472418-310	739	FA972481406-310	738	FA972842333
739	FA972471312	739	FA972472301	739	FA972472430	739	FA972481412	738	FA972851301
739	FA972471312-300	739	FA972472301-300	739	FA972472430-300	739	FA972481412-300	738	FA972851306
739	FA972471312-310	739	FA972472301-310	739	FA972472430-310	739	FA972481412-310	738	FA972851312
739	FA972471318	739	FA972472306	739	FA972472433	739	FA972481418	738	FA972851318
739	FA972471318-300	739	FA972472306-300	739	FA972472433-300	739	FA972481418-300	738	FA972851330
739	FA972471318-310	739	FA972472306-310	739	FA972472433-310	739	FA972481418-310	738	FA972851333
739	FA972471330	739	FA972472312	739	FA972481301	739	FA972481430	523	FA98
739	FA972471330-300	739	FA972472312-300	739	FA972481301-300	739	FA972481430-300	523	FA99
739	FA972471330-310	739	FA972472312-310	739	FA972481301-310	739	FA972481430-310	555	RF25746
739	FA972471333	739	FA972472318	739	FA972481306	739	FA972481433	285	RF25747
739	FA972471333-300	739	FA972472318-300	739	FA972481306-300	739	FA972481433-300	285	RF25748
739	FA972471333-310	739	FA972472318-310	739	FA972481306-310	739	FA972481433-310	285	RF25749
739	FA972471401	739	FA972472330	739	FA972481312	738	FA972841301	383	RF25750
739	FA972471401-300	739	FA972472330-300	739	FA972481312-300	738	FA972841306	382	RF25752
739	FA972471401-310	739	FA972472330-310	739	FA972481312-310	738	FA972841312	555	RF25753
739	FA972471406	739	FA972472333	739	FA972481318	738	FA972841318	285	RF25754
739	FA972471406-300	739	FA972472333-300	739	FA972481318-300	738	FA972841330	285	RF25755
739	FA972471406-310	739	FA972472333-310	739	FA972481318-310	738	FA972841333	382	RF25756
739	FA972471412	739	FA972472401	739	FA972481330	738	FA972841401	285	RF25757
739	FA972471412-300	739	FA972472401-300	739	FA972481330-300	738	FA972841406	383	RF26387.A
739	FA972471412-310	739	FA972472401-310	739	FA972481330-310	738	FA972841412	266	RF26998
739	FA972471418	739	FA972472406	739	FA972481333	738	FA972841418	232	RF32288
739	FA972471418-300	739	FA972472406-300	739	FA972481333-300	738	FA972841430	232	RF32289
739	FA972471418-310	739	FA972472406-310	739	FA972481333-310	738	FA972841433	232	RF32290
739	FA972471430	739	FA972472412	739	FA972481401	738	FA972842301	232	RF32291
739	FA972471430-300	739	FA972472412-300	739	FA972481401-300	738	FA972842306		
739	FA972471430-310	739	FA972472412-310	739	FA972481401-310	738	FA972842312		
739	FA972471433	739	FA972472418	739	FA972481406	738	FA972842318		

FLOS

Outdoor

Spine

16

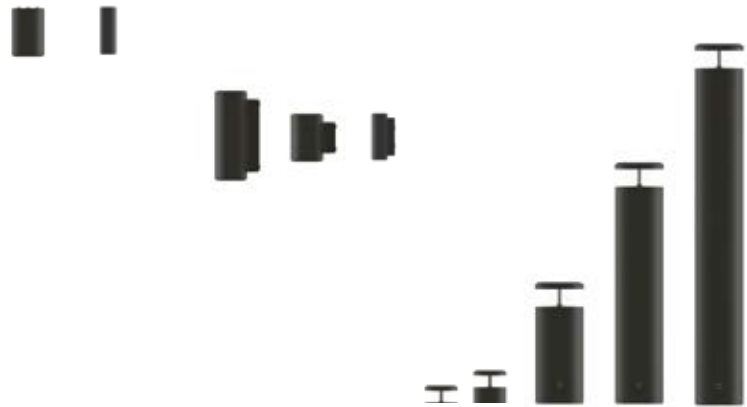
- Spine
- Spine F
- Spine L
- Spine T



Pointbreak

136


- Pointbreak Bollard
- Pointbreak Balisage
- Pointbreak Wall
- Pointbreak Ceiling



In Vitro

166

- In Vitro Bollard
- In Vitro Wall
- In Vitro Ceiling
- In Vitro Suspended
- In Vitro Unplugged





Mile

- Mile Wall
- Mile Bollard
- Mile Path
- Mile Ceiling
- Mile Recessed



Captain Flint

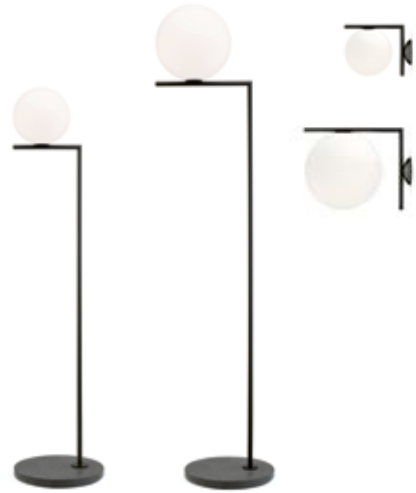
- Captain Flint Wall
- Captain Flint Floor



IC Light

226

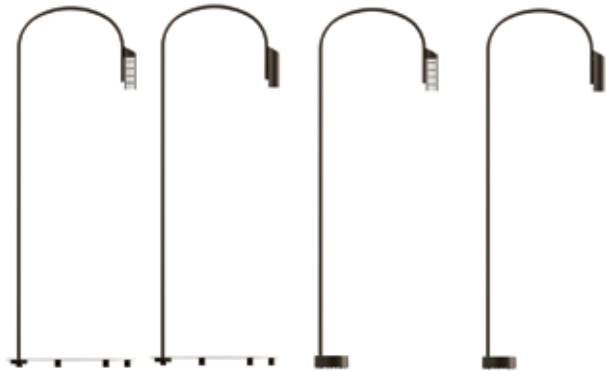
IC Wall
IC Floor



Caule

234

Caule Floor / Floor Nest
Caule Bollard / Bollard Nest



Flauta

250

Flauta Riga
Flauta Spiga



Lighting In The Rain

260

Romeo C3
 KTribe F3
 Superarchimoon



Landlord

268

Landlord Spot
 Landlord Soft
 Landlord Ground



Bellhop

286

Bellhop Wall
 Bellhop Bollard
 Bellhop Pole



Casting

298

Casting Concrete
 Casting C
 Casting T

**Walkstick / Wallstick**

310

Walkstick Pipe
 Walkstick
 Wallstick

**Belvedere**

324

Belvedere Clove
 Belvedere Spot
 Belvedere Wall



Klein Pro

336




Zefiro

346




I - Ron

356



Talia

364



Real Matter

374



My Way

384



Camouflage

392



Climber

402



Heavy Metal

414

Heavy Metal Spot
Heavy Metal Wall



Marco

436



Fenestra

446



A-Round

454



A-Rise

464



Gobi

488



C-Me

510

- C-Me Round
- C-Me Square
- C-Me Rectangle
- C-Me Line



Outgraze

534



Tau

584



Cielo

596



Eclipse

608

Eclipse
Eclipse Mini



Hyperion


618

Hyperion
Hyperion Mini



Platter


628



Emma

640

Emma Wall
Emma Ceiling



Leila

656



Kirk

668



Spock

676



Aimer

688

Aimer
Aimer Aqua



Franco

722

Franco
Franco Pole



Perseo

744

Perseo
Perseo Pole





Contact Italy

Flos Spa
Via Angelo Faini, 2
25073 Bovezzo (Brescia)
Tel +39 0302438.1
Fax +39 0302438.250
info@flos.com

ARES s.r.l. - Socio Unico
Viale dell'Artigianato, 24
20881 Bernareggio
Monza Brianza, Italy
Tel +39 039 6900892
Fax +39 039 6901855
flos.outdoor@flos.com

Contact Spain

Antares Iluminación S.A.U.
Calle Mallorca, 1
Poligono Industrial Reva 46394
Ribarroja (Valencia)
Tel +34 96 166 95 20
Fax +34 96 166 82 86
flos.architectural@flos.com

Distribution Spain

Antares Iluminación s.A.U.
Calle Mallorca, 1
Poligono Industrial Reva
46394 Ribarroja (Valencia)
Tel +34 96 166 95 20
Fax +34 96 166 82 86
flos.architectural@flos.com

Distribution Belgium And Luxembourg

Flos Belux
M +32 474 739 080
flosbelux@flos.com

Distribution Norway

Drammensveien 120
0277 Oslo - Norway
Tel +47 (0) 2212 86 00
Fax +47 (0) 2212 86 08
info.norge@flos.com

Distribution Sweden

FLOS Sweden
Lützengatan 1
11520 Stockholm - Sweden
Tel +4686604405
info.se@flos.com

Distribution Denmark

FLOS Scandinavia A/S
Kuglegaardsvej 13-17
1434 Copenhagen K - Denmark
Tel +4533886000
info.dk@flos.com

Distribution Amsterdam

Cruquiusweg 109S
1019 AG Amsterdam
The Netherlands
Tel +31 (0) 20 560 50 60
flosnetherlands@flos.com

Distribution France

Flos France
20-22, Passage Dauphine
75006 Paris
Tel +33 (0) 1 40 64 17 44
flos.france@flos.com

Distribution Germany

Flos GmbH
Obermünsterstraße 18
93047 Regensburg,
Germany
Tel +49 941 630837 00
Fax +49 941 630837 60
info@flos-gmbh.de

Distribution United Kingdom

Atrium Ltd.
28 Leonard Street
EC2A 4BY London
Tel +44 (0) 20 7681 9933
Fax +44 (0) 20 7681 9943
flos@atrium.ltd.uk

International Projects
Boccia Giandonato
tel +44(0)20 7681 9933
giandonato.boccia@flos.com

Distribution Japan

Flos Co., Ltd.
PMC Building 9F
1-23-5 Higashiazabu
Minato-Ku Tokyo 104-0044
Tel +81 (0) 3 3582 1468
Fax +81 (0) 3 3582 097
flosjapan@flosjapan.com

Distribution Asia Pacific

50 Raffles Place, #30-00
Singapore Land Tower
Singapore 048623
Tel +65 90056328
Tel +65 91267780
flosasia@flos.com

Distribution China

Flos Illumination
(Shanghai) Co. Ltd.
Unit 101, Floor 1, Building B9
No. 800 of Chang De road
Jing An District, Shanghai,
200040, China
Tel +86 021 62176187

(South China)
Tel +86 1392 9975 703
alan.wong@flos.com

Distribution Latin America

Flos LatAm
M +52 55 6960 1772
flos.latinamerica@flos.com

Distribution India

Flos Representative Office
1, Commonwealth Lane
#08-12, 149544 Singapore
Tel +91 9999306667
Fax +65 (0) 6372 7607
flosindia@flos.com

Distribution U.S.A.

Flos USA Inc.
40-20 22nd Street - 3rd Floor
Long Island City, NY 11101
Tel +1 (800) 8414011
info@flosusa.com

Distribution Middle East

Flos Middle East
Dubai Design District
Building 1B, Office 303
P.O.Box number 333025
Dubai, United Arab Emirates
Tel: +971 4 566 0123
Mob: +971 543567356

Distribution Hong Kong

M +852 9307 3713
flosasia@flos.com

Showroom Stockholm

FLOS Sweden
Lützensgatan 1
11520 Stockholm
Sweden
Tel +4686604405
info.se@flos.com

Showroom Copenhagen

FLOS Scandinavia A/S
Kuglegaardsvej 13-17
1434 Copenhagen K
Denmark
Tel +4533886000
info.dk@flos.com

Showroom Amsterdam

Cruquiusweg 109Q
1019 AG Amsterdam
The Netherlands
Tel +31 (0) 20 560 50 60
showroom.amsterdam@flos.com

Showroom Oslo

Drammensveien 120
0277 Oslo - Norway
Tel +47 (0) 2212 86 00
Fax +47 (0) 2212 86 08
info.norge@flos.com

Showroom Milano

Corso Monforte, 15
20122 Milano
Tel +39 02 79 84 57
Fax +39 02 89 78 56 41
showroom.milan@flos.com

Showroom Paris

20-22, Passage Dauphine
75006 Paris
Tel +33 (0) 1 40 64 17 44
flos.france@flos.com

Showroom Tokyo

PMC Building 9F
1-23-5 Higashiazabu
Minato-Ku
Tokyo 104-0044
Tel +81 (0) 3 35 82 14 68
Fax +81 (0) 3 3582 0974
showroom.tokyo@flos.com

Flagship Store Milano

Corso Monforte, 9
20122- Milano
Tel +39 02 37011080
Fax +39 02 780833
shop.milan@flos.com

Flagship Store Roma

Via del Babuino, 85
00187 - Roma
Tel +39 06 3207631
Fax +39 06 3207690
flosroma@flos.com

Flagship Store New York

135 Madison Ave
New York, NY 10016
Tel +1 212 941 4760
Fax +1 212 941 4763
info@flosusa.com

Flagship Store Paris

15, Rue de Bourgogne
75007- Paris
Tel +33 (0) 1 53 85 49 93
Fax +33 (0) 1 53 85 49 99
flosparis@flos.com

Flagship Store LYON

17 Rue Jarente
69002 - Lyon
Tel +33 478621301
Fax +33 478622119
floslyon@flos.com

Flagship Store Stockholm

FLOS Sverige
Lützensgatan 1
11520 Stockholm
Sweden
Tel +46086604405
info.se@flos.com

Art Direction and Graphic Design
Apartamento Studios

Art Photography
Nicholas Alan Cope

In-Place Photography
Tommaso Sartori

Still Life Photography
Piero Fasanotto

Layout
Flos Architectural Team

Printed
Graficart srl - Treviso (IT)

Edition
February 2023
Copyright © Flos 2023
All Rights Reserved

Acknowledgements
Arch. Ricardo Bofill
Mrs Natalia Chiner
Mrs Celia Lescouet
Apulia Exclusive Houses

Da unsere Welt in ständigem Fortschritt steht, stehen technische Verbesserungen in unserem Geschäft an der Tagesordnung.

Das Ziel von Flos ist es, die zuverlässigste verfügbare Technologie anzubieten, wobei unsere Produkte ständig überdacht und verbessert werden, sobald technologische Fortschritte Vorteile für unsere Partner und Kunden bringen.

Diese Philosophie bedeutet, dass unser technischer Katalog und die Produktdatenblätter auch in ständiger Entwicklung stehen, die Updates und ständige Überprüfungen erfordern.

Wenn Sie daher technische Details und die neuesten Produktinformationen benötigen, suchen Sie bitte den Produktabschnitt unserer offiziellen Webseite Flos.com durch: die Webseite wird täglich aktualisiert und dort finden sie die neuesten Produktdetails, alle verfügbaren Teilenummern und alle Produktdokumente, die für einen sofortigen Download verfügbar sind.

www.flos.com

As our world is in constant evolution, technical upgrades happens every day in our business.

Flos aim is to offer always the best reliable technology available, constantly reviewing our products and upgrading them as soon as technologic evolutions offers benefits for our partners and clients.

This philosophy means that our technical catalogue and product data sheets also are in constant evolution, requiring upgrades and constants reviewing.

Thus, when you need technical details and the most recent product information, please browse the product section of our Flos.com official website: it is updated daily, and there you'll find the latest product details, all available part numbers, all product documents available for immediate download.

www.flos.com



