

# Foscarini

## Collezioni

### Edizione — 5

31 designer, 25

materiali, 53 finiture,

22 tecnologie, 39

colori, 58 famiglie di

lampade, 219 modelli

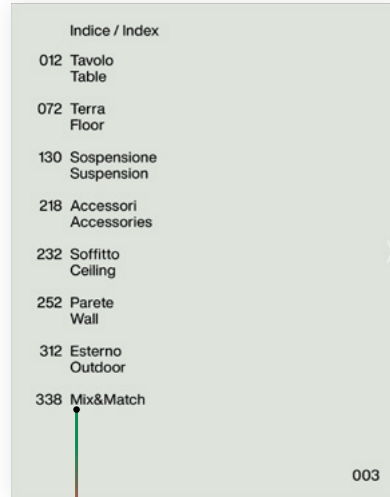
diversi.

**FOSCARINI**


Collezioni  
Edizione — 5

31 designers, 25  
materials, 53 finishes,  
22 technologies, 39  
colours, 58 lamp  
families, 219 different  
models.


# Come usare Collezioni - 5 / How to use Collezioni - 5



Clicca per visualizzare l'indice di categoria  
Click to open the category index




Clicca sull'immagine per aprire la pagina di dettaglio  
Click on the image to open the product details page




Clicca sul nome prodotto per aprire la pagina di dettaglio  
Click on the name to open the product details page



Clicca sul titolo per visualizzare il prodotto su [foscarini.com](http://foscarini.com)  
Click on the title to open the product page on [foscarini.com](http://foscarini.com)



Clicca sui disegni per approfondire i prodotti della stessa famiglia  
Click on the drawings to open the products of the same family



Clicca sul pulsante per visualizzare e sfogliare la monografia dedicata  
Click on the button to view and browse the dedicated monograph

# Indice / Index

012 Tavolo  
Table

072 Terra  
Floor

130 Sospensione  
Suspension

218 Accessori  
Accessories






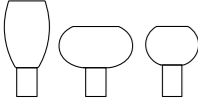


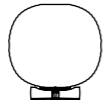
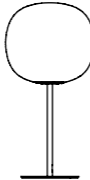

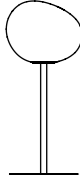






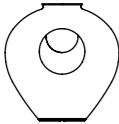




232 Soffitto  
Ceiling




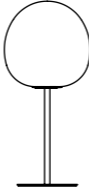

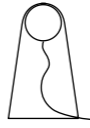




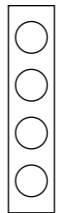



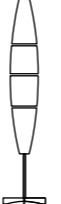









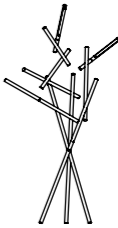
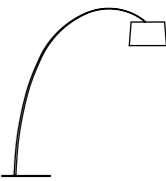
252 Parete  
Wall

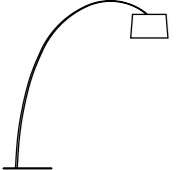
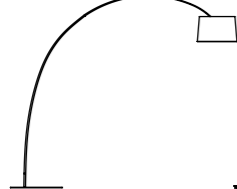
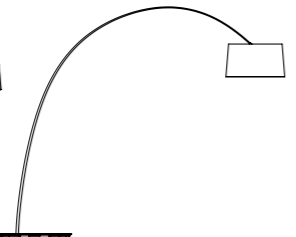
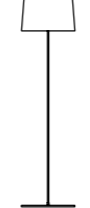

312 Esterno  
Outdoor


338 Mix&Match

Table →

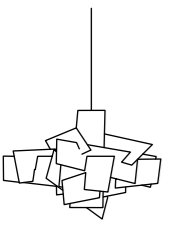
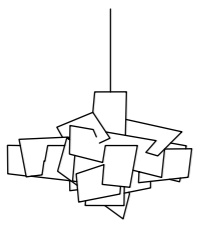
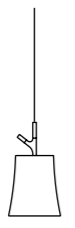
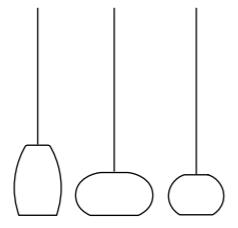
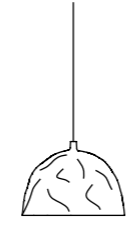
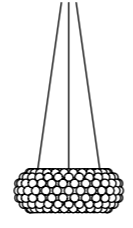
					
Anisha	Binic	Birdie	Birdie Easy	Birdie Zero	
014	016	018	020	022	
					
Buds	Caboche Plus	Filo	Gem	Gem alta	Gregg
024	026	028	032	034	036
					
Gregg alta	Kurage	Light Bulb	Lumiere	Lumiere Nuances	Lumiere 30 <sup>th</sup>
038	040	042	044	046	048
					
Lumiere XX	Madre	Magneto	Nile	Plass media	Poly Gregg
050	052	054	056	058	060

							
Rituals	Rituals	Rituals	Rituals alta	Rituals alta	Satellight	Soffio	Birdie
062	062	062	066	066	068	070	074
							
Birdie Easy	Caboche Plus	Dolmen	Filo	Gem	Gregg		
076	078	080	082	086	088		
							
Havana	Lumiere XXL	Magneto	Mite	Mite Anniversario	Orbital		
090	092	094	096	098	100		
							
Palomar	Rituals	Tobia	Tress	Tuareg	Twiggy		
102	104	106	110	112	114		

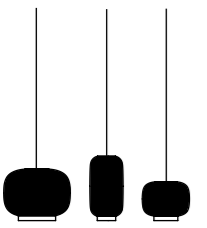
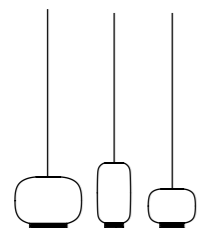
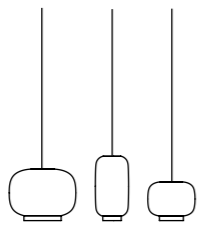

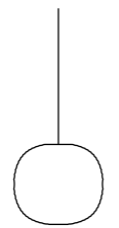
				
Twiggy Wood	Twiggy Elle	Twice as Twiggy	Twiggy lettura	Uptown
118	120	122	126	128


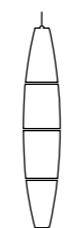
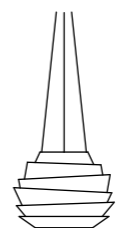

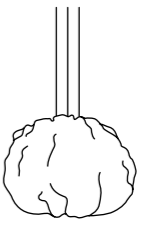



Suspension →

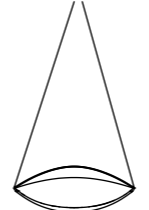
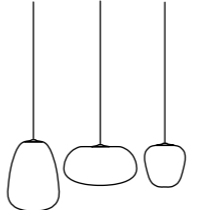

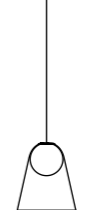

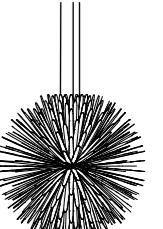
					
Big Bang	Big Bang L / XL	Birdie	Buds	Bump	Caboche Plus
146	148	150	152	154	158

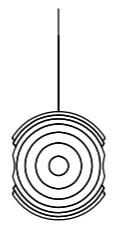



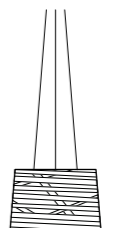

				
Chouchin	Chouchin Reverse	Chouchin Bianco	Dolmen	Gem
162	164 - 166	166	168	170

					
Gregg	Havana	Le Soleil	Lightweight	Nuée	Plass
172	174	176	178	180	182



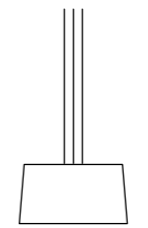

  

					
Plena	Rituals	Rituals XL	Satellight	Spokes	Sun-Light of Love
184	186	188	190	192	196

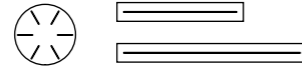
  

					
Supernova	Tartan	Tite	Tress	Tress grande	Troag LED
200	202	204	206	208	210

			
Twiggy	Twiggy Wood	Twice as Twiggy	Uto
212	214	216	218

Accessories →



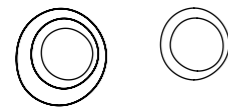
Rosoni multipli  
Multiple canopies

222 - 228

Kit decentramento  
Decentralization kit


230

Ceiling →



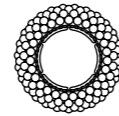
Bahia / Bahia mini

234



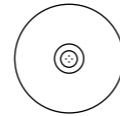
Big Bang

236



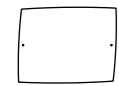
Caboche

238



Circus

240



Folio

242



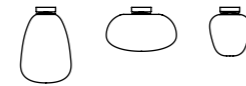
Gregg

244



Lumiere XX

246



Rituals

248



Twigg

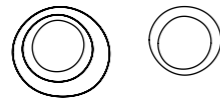
250

Wall →



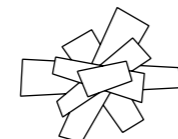
Aplomb

254



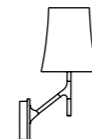
Bahia / Bahia mini

256



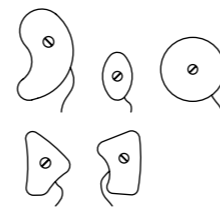
Big Bang

260




Birdie

262



Bit

264



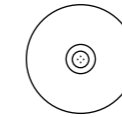
Caboche Plus

266



Chouchin Semi

268



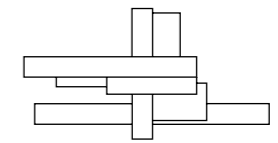
Circus

270



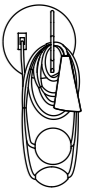
Double

272



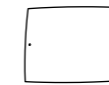
Fields

274



Filo

276



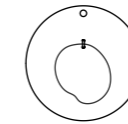
Folio

278



Gem semi

280



Gioia

282



Gregg

284



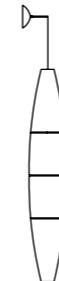
Gregg Mirror

286



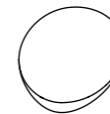
Gregg semi

288



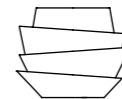
Havana

290



Lake

292



Le Soleil

294



Lumiere XX

296



Rituals

298



Rituals semi

300



Satellight

302



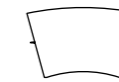
Tobia

304









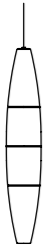



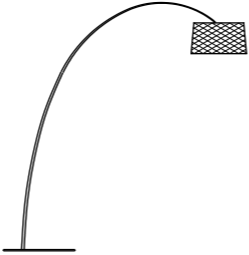


Tress

308



Tutù

310

					
<b>Outdoor →</b> Aplomb	Cri Cri	Gregg	Gregg	Gregg MIDI	
314	316	318	320	322	
					
Havana	Havana	Solar	Twiggy Grid	Twiggy Grid	Twiggy Grid
324	326	328	330	330	332
		<b>Mix&amp;Match</b>			
Twiggy Grid	Uto				
334	336	338			

Communication tools

346

Legenda

348

014	Anisha	044	Lumiere
016	Binic	046	Lumiere Nuances
018	Birdie	048	Lumiere 30 <sup>th</sup>
020	Birdie Easy	050	Lumiere XX
022	Birdie Zero	052	Madre
024	Buds	054	Magneto
026	Caboche Plus	056	Nile
028	Filo	058	Plass media
032	Gem	060	Poly Gregg
034	Gem alta	062	Rituals
036	Gregg	066	Rituals alta
038	Gregg alta	068	Satellight
040	Kurage	070	Soffio
042	Light Bulb		



# Anisha

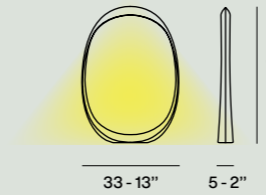
Lievore Altherr Molina, 2011



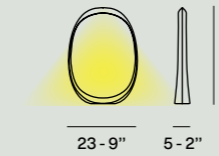
## Anisha

## Table

grande



piccola



ABS stampato a iniezione.  
*Injection moulded ABS.*

Anisha grande  
LED inclusi / *included*  
4,5W 3000 K 400 lm CRI>80

Anisha piccola  
LED inclusi / *included*  
3,4W 3000 K 300 lm CRI>80

Touch-dimmer incorporato  
*Integrated touch-dimmer*

☐ CE ⚡ IP 20 ENEC

Bianco. *White.*



Con la sua cornice avvolgente definisce lo spazio vuoto e lo riempie di luce. La fonte luminosa nascosta permette di valorizzare il suo equilibrio tra vuoto e pieno. Le due dimensioni in cui è proposta e il colore bianco le permettono di adattarsi a molteplici ambienti e funzioni d'uso.

*With its enveloping frame it indicates an empty space and fills it with light. The hidden source makes it possible to enhance the balance between emptiness and fullness. The two sizes and white colour allow the lamp to adapt to all kinds of spaces and uses.*

+ → Discover lifestyle images

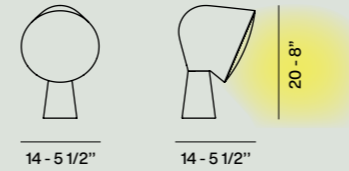
# Binic

Ionna Vautrin, 2010



## Binic

## Table




ABS masterizzato e policarbonato.  
*Batch-dyed ABS and polycarbonate.*

220 / 240V: Max 1x12W E14  
120V: Max 1x12W E12

☐ CE IP 20 ENEC

Bianco, rosa, verde acqua, blu, giallo, antracite.  
*White, pink, turquoise green, blue, yellow, anthracite.*



Un piccolo faro in Bretagna è la fonte d'ispirazione della lampada la cui forma giocosa e colorata suscita immediata simpatia. Il volume superiore tondeggiante appoggia su una base conica proiettando una luce intensa e omogenea. I colori disponibili permettono un'ampia adattabilità.

*A small lighthouse in Brittany is the source of inspiration for this lamp with an immediately engaging, playful and colourful form. The rounded upper volume rests on a conical base, projecting intense, homogeneous light. The range of available colours makes this model very adaptable.*



# Birdie


Ludovica + Roberto  
Palomba, 2011



## Birdie


## Table

grande



25 - 9 7/8"


altri colori  
other colors



25 - 9 7/8"

rame / grafite  
copper / graphite

piccola



17 - 6 3/4"



17 - 6 3/4"

Polycarbonato, acciaio e metallo verniciati.  
*Polycarbonate, varnished steel and metal.*

Birdie grande  
220 / 240V: Max 1x150W E27  
120V: Max 1x150W E26

Birdie piccola  
220 / 240V: Max 1x70W E27  
120V: Max 1x70W E26

Birdie LED grande / piccola  
Touch-dimmer incorporato  
*Integrated touch-dimmer*  
LED inclusi / included  
8,4 W 2700 K 655 lm CRI>80

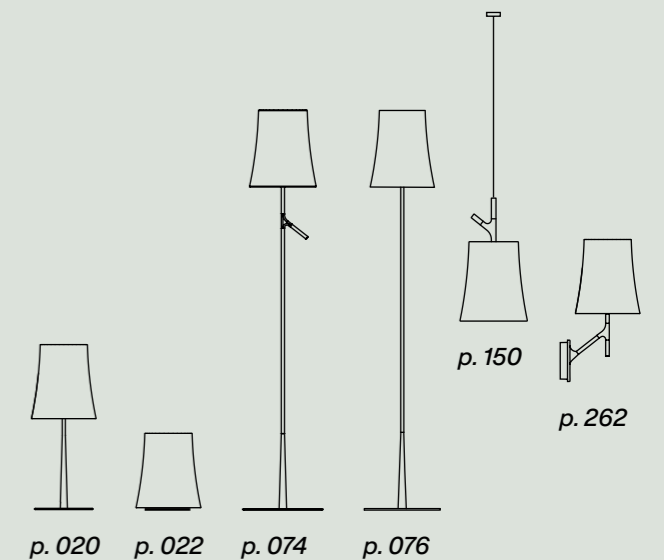
CE IP 20 ENEC

Bianco, grigio, verde acqua, grafite, rame.  
*White, grey, aqua green, graphite., copper.*



Uno stelo sottile come il fusto di un albero, un paralume dalla classica forma e un sistema di accensione disegnato come un ramo. Tre elementi che danno vita a una lampada dal segno leggero e familiare. Disponibile in due dimensioni si inserisce con naturalezza nell'habitat domestico.  
*A slender stem, like the trunk of a tree. A shade with a classic form and a control system designed like a branch. Three parts that combine to create a lamp with a light, familiar look. Available in two sizes, for a natural fit in any domestic habitat.*

Collection →



+ → Discover lifestyle images


**Birdie Easy**  
Ludovica + Roberto  
Palomba, 2020




**Birdie Easy**

Table

grande



piccola




Policarbonato e metallo verniciato a liquido.  
*Polycarbonate and liquid coated metal.*

220 / 240V: Max 1x57W E27, on/off  
120V: Max 1x57W E26, on/off



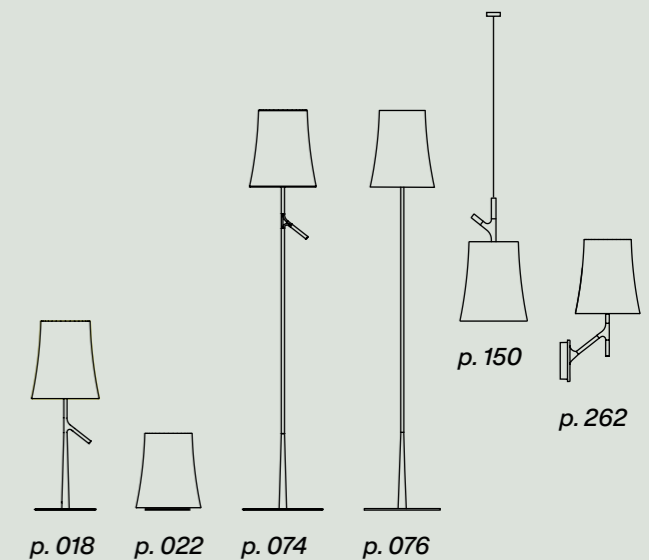
Diffusore: bianco.  
Montatura: bianco, nero, rosso mattone,  
azzurro, giallo sabbia, verde salvia.  
*Diffuser: white.*  
*Frame: white, black, brick red,*  
*light blue, sand yellow, sage green.*



Il design versatile di Birdie guadagna in essenzialità e sceglie di esprimere il suo stile attraverso il colore. Base e asta in metallo in 6 diversi colori, accostate al diffusore bianco traslucido, la rendono adatta agli ambienti più diversi. Minimale e leggera, è disponibile in due diverse misure.

*The versatile design of Birdie takes on essential appeal and chooses to express its style through colour. Metal base and rod in 6 different colours, combined with the translucent white diffuser, make it suitable for the widest range of settings. Minimal and light, it is available in two sizes.*

Collection →



+ → Discover the monograph

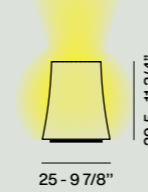
**Birdie Zero**  
Ludovica + Roberto  
Palomba, 2020



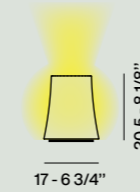
**Birdie Zero**

Table

grande



piccola



Policarbonato e metallo verniciato.  
*Polycarbonate and coated metal.*

220 / 240V: Max 1x57W E27  
120V: Max 1x57W E26

☐ CE IP 20 ENEC

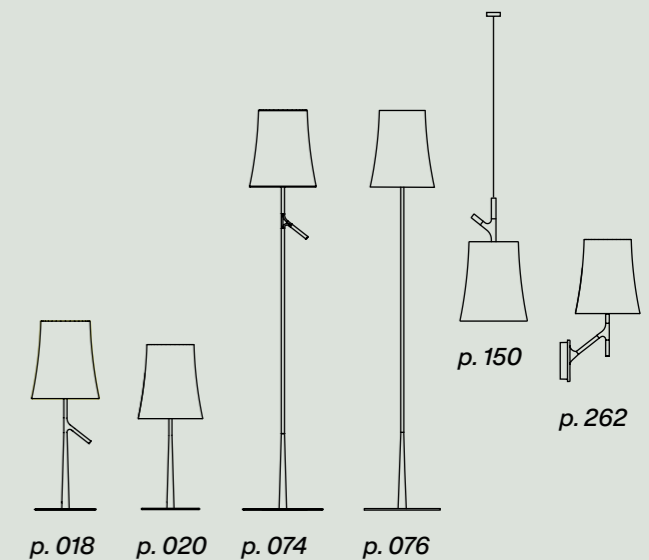
Bianco. *White.*



L'essenza fatta lampada. Il diffusore bianco traslucido è la lampada stessa che nasconde la tecnologia liberando la sola funzione. L'estetica incisiva ma non invadente si armonizza con gli stili abitativi più vari. Una lampada robusta e accessibile, da posizionare su comodini anche di grandi strutture ricettive.

*The essence becomes a lamp. The translucent white diffuser is the lamp itself which conceals the technology, revealing solely its function. The distinctive but never invasive look blends perfectly with a wide range of lifestyles. A sturdy, affordable lamp, to place on bedside tables, also in large hospitality facilities.*

Collection →



+ → Discover the monograph

# Buds


Rodolfo Dordoni, 2016



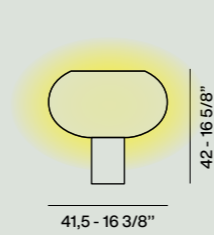
## Buds

## Table


Buds 1



Buds 2



Buds 3



Vetro soffiato e PMMA.  
Blown glass and PMMA.

Buds 1-2  
220 / 240V: Max 1x23W E27  
120V: Max 1x23W E26

Buds 3  
220 / 240V: Max 1x15W E27  
120V: Max 1x15W E26

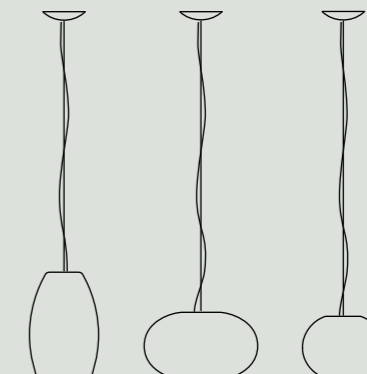
CE IP 20 ENEC

Buds 1 bianco caldo. Buds 2 grigio, bianco caldo.  
Buds 3 verde bambù, bianco caldo.  
Buds 1 warm white. Buds 2 grey, warm white.  
Buds 3 bamboo green, warm white.



Protagonista del progetto è il diffusore in vetro soffiato con lavorazione artigianale a cinque strati che le conferisce eleganza e raffinatezza. Grazie alla sua gamma di colori, assume una doppia valenza: calda quando la lampada è accesa, fredda quando è spenta.  
*The most striking feature is the diffuser in handmade blown glass with five layers, adding a touch of elegance and refinement. Thanks to the range of colours, the lamp plays a dual role: warm when on, cool when off.*

Collection →



p. 152

+ → Discover lifestyle images


# Caboche Plus

Patricia Urquiola con  
Elia Gerotto, 2005 - 2021



## Caboche Plus

Table



PMMA, acciaio e alluminio verniciato.  
PMMA, steel and coated aluminium.

LED inclusi / included  
220 / 240V: 10W 2700K 930 lm CRI>90  
120V: 8W 2700 K 680 lm CRI>80

220 / 240V: dimmer incluso — dimmer included  
120V: on/off

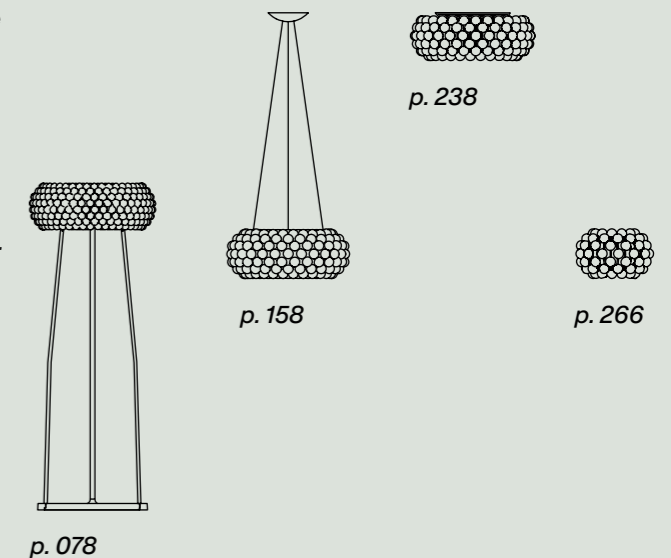
☐ CE IP 20 ENEC

Trasparente, grigio.  
Transparent, grey.



Più trasparenza, più leggerezza formale e una luce ancora più brillante. Grazie ai nuovi archetti e al nuovo sistema di aggancio a baionetta le sfere sembrano galleggiare nel vuoto, con un effetto di trasparenza totale molto suggestivo. Quando è accesa, la luce si diffonde all'interno delle sfere che, simili a cristalli, illuminano l'ambiente a 360°. Assieme alla tradizionale versione trasparente, è proposta in un nuovo raffinato colore grigio. *More transparency, lighter shapes, and an even brighter light. Thanks to the new arches and to the new "twist lock" attachment system, the spheres appear to float in space, creating a truly beguiling total transparency effect. When it is switched on, the light is diffused inside the spheres which, like a myriad crystals, light the surroundings through 360°. Alongside the traditional transparent version, it is also available in the new, sophisticated grey colour.*

Collection →



+ → Discover the monograph

# Filo

Andrea Anastasio, 2017



Filo / Southern Talisman

Foscarini Collezioni — 5

028

# Filo

# Table



Filo / Ruby Jaypure

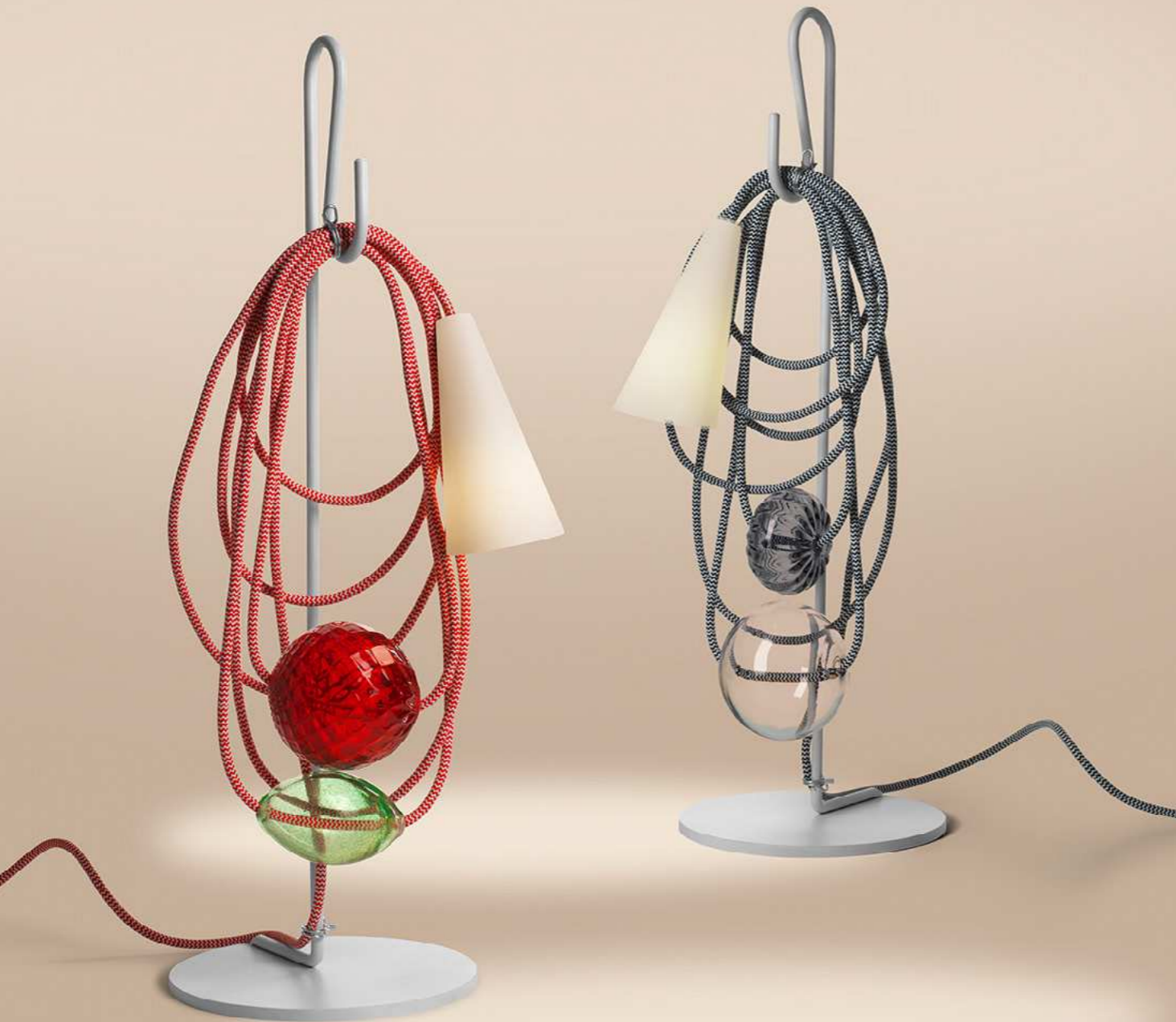
Filo / Teodora

029



# Filo

Andrea Anastasio, 2017

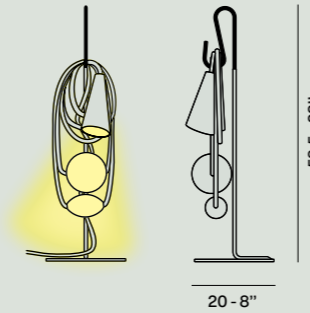


Filo / Emerald King

Filo / Amethyst Queen

## Filo

## Table



Porcellana, cavo tessile, vetro soffiato e metallo verniciato.  
*Porcelain, textile cable, blown glass and coated metal.*

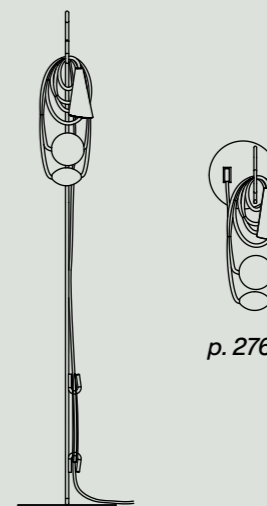
220 / 240V: LED retrofit incluso / included  
4W G9 3000 K 400 lm CRI>80  
120V: LED retrofit Max 1x4W G9

CE IP 20 EAC

Le versioni disponibili sono quelle illustrate nelle foto:  
Southern Talisman, Teodora, Ruby Jaypure, Emerald King, Amethyst Queen.  
*The available versions are those shown in the photos:  
Southern Talisman, Teodora, Ruby Jaypure, Emerald King, Amethyst Queen.*

Un oggetto che nasce dall'evidenziare le singole parti che compongono una lampada: sorgente luminosa, decorazione e cavo elettrico in una grammatica semplificata. Ecco che il cavo elettrico dialoga con il vetro e con il diffusore inaspettatamente. Un abaco di colori le dona molteplici identità.  
*An object generated by emphasis on the individual parts of a lamp: light source, decoration and an electrical wire, in a simplified vocabulary. The cable establishes an unexpected dialogue with the glass and the diffuser. Selected colours offer multiple identities.*

Collection →



p. 276

+ → Discover lifestyle images

p. 082

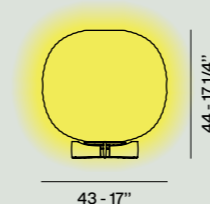
# Gem

Ludovica + Roberto  
Palomba, 2017



## Gem

## Table



Vetro soffiato in rilievo e acidato, metallo satinato con doratura.  
*Blown acid-etched glass with reliefs, gold-plating satin metal.*

Gem  
220 / 240V: Max 1x150W E27  
120V: Max 1x70W E26

Dimmer incluso — *Dimmer included*

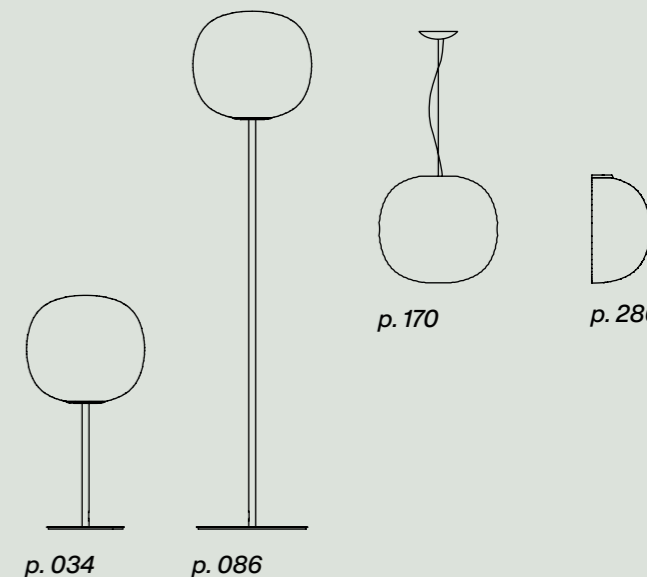
☐ CE IP 20 ENEC

Vetro: bianco. Montatura: oro.  
*Glass: white. Frame: gold.*



Un oggetto che seduce, Gem dichiara la preziosità del materiale e la maestria della lavorazione artigianale. Una vibrazione fluida, onde e rilievi che mutano continuamente sul vetro. Anche da spenta dona eleganza a ogni ambiente e crea inattesi effetti luminosi quando è accesa.  
*Gem is a seductive object that displays the precious quality of its material and its fine craftsmanship. A fluid vibration, waves and patterns that constantly shift on the glass. Even when not in use, it adds elegance to any space. When it is on, it creates unexpected luminous effects.*

Collection →



+ → Discover lifestyle images


# Gem alta

Ludovica + Roberto  
Palomba, 2017 - 2019



## Gem alta

Table




Vetro soffiato in rilievo e acidato, metallo verniciato.  
*Blown acid-etched glass with reliefs, coated metal.*

220 / 240V: Max 1x57W E27  
120V: Max 1x60W E26

Dimmer incluso — *Dimmer included*

☐ CE ⚡ IP 20 ENEC

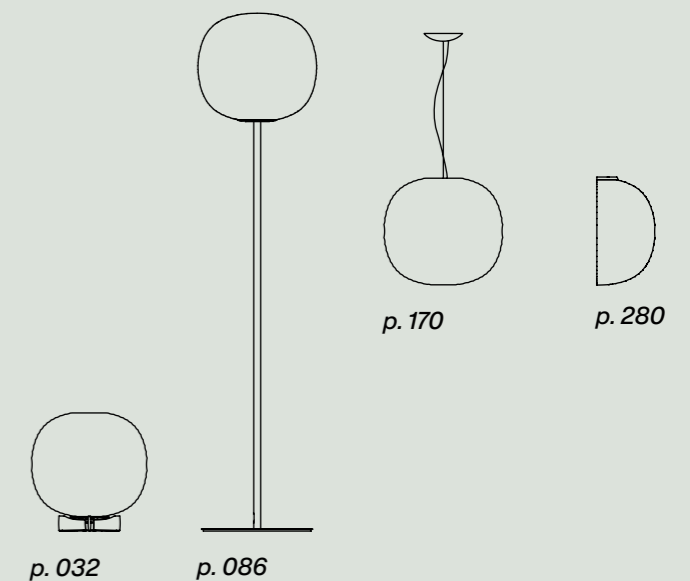
Vetro: bianco. Montatura: bianco, oro, grafite.  
*Glass: white. Frame: white, gold, graphite.*



L'irregolarità della superficie vetrosa la rende unica. Nella versione con stelo, fa parte del sistema Mix&Match che permette la composizione della lampada partendo da un abaco di elementi singoli. Le tre tonalità di colore dello stelo permettono ampia versatilità di impiego.  
*The irregular glass surface makes this product unique. In the stem version, it is part of the Mix&Match system that permits configuration of the lamp with a range of individual parts. The three hues of the stem offer great versatility of use.*

Mix&Match collection → p.338

Collection →



# Gregg

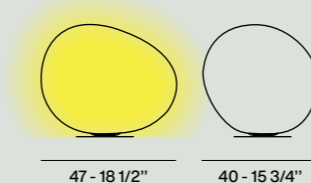
Ludovica + Roberto  
Palomba, 2007 - 2019



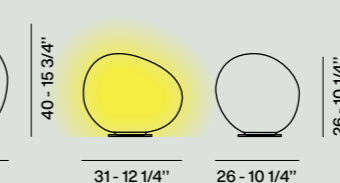
## Gregg

## Table

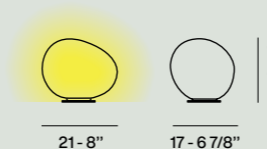
grande



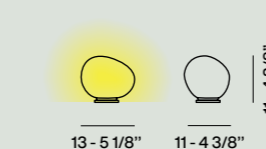
media



MIDI



piccola



Vetro soffiato acidato e metallo verniciato.  
*Blown acid-etched glass and coated metal.*

Gregg grande  
220 / 240V: Max 1x150 W E27  
120V: Max 1x150W E26  
On/off o con / or with dimmer

Gregg media  
220 / 240V: Max 1x150W E27  
120V: Max 1x100W E26  
On/off o con / or with dimmer

Gregg MIDI  
220 / 240V: LED retrofit inclusi / included  
6,5W 2700 K 830 lm CRI>80  
Dimmer incluso — *Dimmer included*  
120V: Max 20W LED Type G E12 - On/off

Gregg piccola  
220 / 240V: Max 1x8W G9  
Dimmer incluso — *Dimmer included*  
120 V: Max 1x8W G9 - On/off

CE IP 20 ENEC

Vetro: bianco. Montatura: bianco, oro o grafite (solo Gregg grande e media).

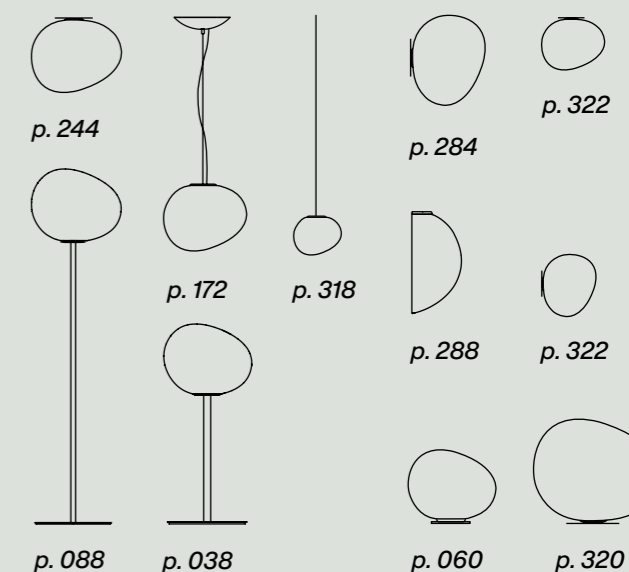
*Glass: white. Frame: white, gold or graphite (only Gregg grande and media).*



Come ciottoli levigati di fiume, cambia immagine a seconda del punto di vista da cui si osserva. La luce calda e uniforme irradiata dal diffusore di vetro satinato bianco soffiato a bocca dona un piacevole valore arredativo. Diverse dimensioni per ampia versatilità di utilizzo.  
*Like stones polished by a river, it changes its look depending on the vantage point of the observer. The warm, uniform radiance of the frosted white handmade blown glass diffuser provides high decorative impact. In different sizes for flexible use.*

Mix&Match collection → p.338

Collection →



+ → Discover lifestyle images


**Gregg alta**  
Ludovica + Roberto  
Palomba, 2007 – 2019




**Gregg alta**

**Table**

grande



media




Vetro soffiato acidato e metallo verniciato.  
*Blown acid-etched glass and coated metal.*

220 / 240V: Max 1x57W E27  
120V: Max 1x60W E26

Dimmer incluso — *Dimmer included*



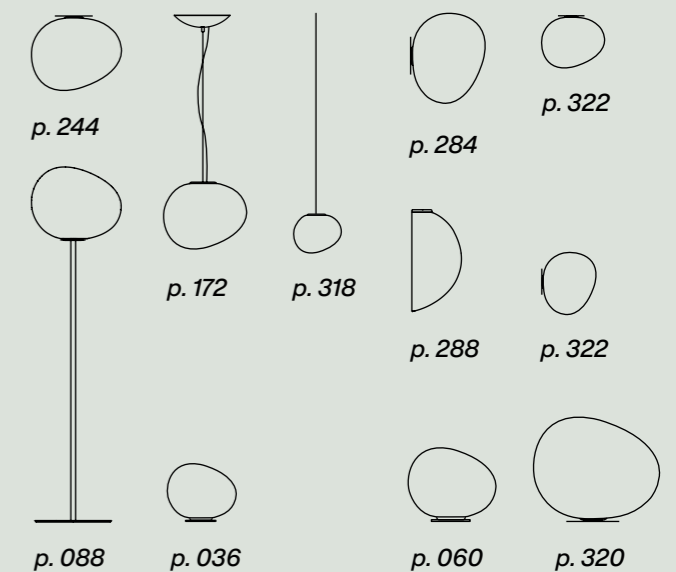
Vetro: bianco.  
Montatura: bianco, oro, grafite.  
*Glass: white.*  
*Frame: white, gold, graphite.*



Realizzata in vetro soffiato a bocca, la versione con stelo fa parte del sistema Mix&Match che permette a Gregg di inserirsi sia come oggetto singolo di arredo sia combinata in composizioni multiple, per coordinare diversi ambienti. Stelo in tre tonalità di colore.  
*In handcrafted blown glass, the stem version is part of the Mix&Match system, permitting insertion of Gregg as a single decor object, or combined in multiple compositions to coordinate various spaces. The stem comes in three colours.*

Mix&Match collection → p.338

Collection →




# Kurage

Nichetto + Nendo, 2015



## Kurage

Table



Carta washi e legno di frassino.  
*Washi paper and ashwood.*

220 / 240V: Max 1x20W E27  
120V: Max 1x20W E26

☐ CE IP 20 ENEC

Bianco. *White.*



Con il suo spirito poetico e artigianale, è realizzata grazie alla lavorazione tridimensionale della carta washi giapponese che filtra la luce creando un'atmosfera rilassata e calda. Le sottili gambe in legno di frassino, il portalampade in ceramica e il cavo rivestito completano il progetto.

*With its poetic spirit and fine workmanship, the lamp relies on 3D shaping of Japanese washi paper to filter light, creating a relaxing, warm atmosphere. The slender legs in ash wood, ceramic bulb housing and sheathed cable complete the design.*

[+](#) → Discover lifestyle images

# Light Bulb

James Wines / SITE, 2018



## Light Bulb

Table

White Light



14 - 5 1/2"

15 - 6"

Black Light



14 - 5 1/2"

15 - 6"

Vetro soffiato e alluminio.  
*Blown glass and aluminium.*

LED inclusi / *included*  
3W 2700 K 440 lm 146 lm/W CRI>80

Dimmer incluso — *Dimmer included*

☐ CE IP 20 EAC

Bianco, bianco/nero.  
*White, white/black.*



Parte di una collezione d'autore che nasce dalla riflessione sulla lampadina come archetipo. White Light, con la tipica forma a bulbo, è la matrice, l'icona di base. Black Light lavora sull'inversione: il porta-lampada emana luce, mentre la lampadina rimane "buia". Una tentazione accessibile per chi è affascinato dall'approccio concettuale e dalla riflessione critica dell'architetto James Wines. Con scatola personalizzata.

*Part of a signature collection based on thinking about the light bulb as an archetype. White Light, with its typical form, is the matrix, the basic icon. Black Light works on the concept of inversion: the bulb housing emits light, while the bulb itself remains "dark". An affordable temptation for those who are fascinated by the conceptual approach of critical reflection of the architect James Wines. Comes in a personalized box.*



# Lumiere

Rodolfo Dordoni, 1990




## Lumiere

## Table

grande



piccola



Vetro soffiato e alluminio spazzolato lucido o verniciato.  
*Blown glass and polished or painted brushed aluminium.*


Lumiere grande  
220 / 240V: LED retrofit inclusi / *included*  
1x12W E27 2700 K 1521 lm CRI>80  
120V: Max 1x25W E26 Type A

Lumiere piccola  
220 / 240V: LED retrofit inclusi / *included*  
1x6,5W E14 2700 K 806 lm CRI>80  
120V: Max 1x25W E12 Type G

220 / 240V: on/off o con / *or with dimmer included*  
120V: on/off

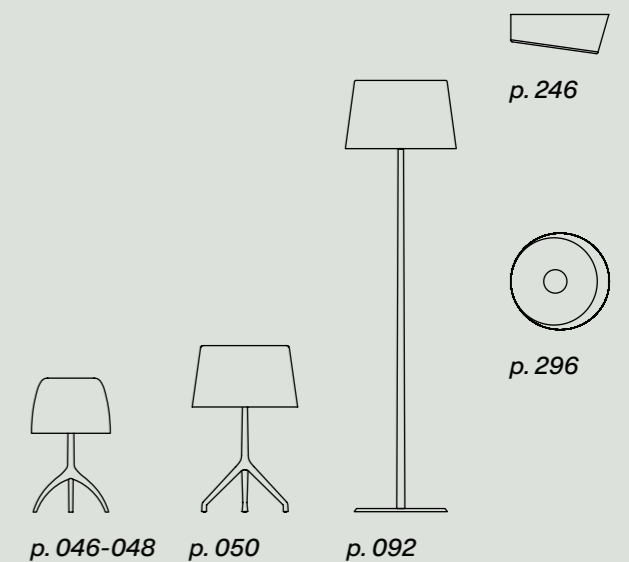
CE IP 20 ENEC

Vetro: bianco, bianco caldo, ciliegia.  
Montatura: alluminio, cromo nero, champagne.  
*Glass: white, warm white, cherry.*  
*Frame: aluminium, black chrome, champagne.*



Rilettura della classica abat-jour, è contraddistinta dal prezioso diffusore in vetro soffiato unito a un inconfondibile treppiede in alluminio. La raffinata eleganza insieme alla sua luce diffusa, calda e intensa, la rendono perfetta per essere inserita in svariate ambientazioni.  
*A reinterpretation of the classic table lamp with shade, the lamp stands out for its precious blown glass diffuser combined with a striking aluminium tripod. Refined elegance and warm, intense light make it a perfect choice for all kinds of settings.*

Collection →



+ → Discover lifestyle images



# Lumiere Nuances


Rodolfo Dordoni, 1990




## Lumiere Nuances

Table

grande



piccola




Vetro incamiciato soffiato a bocca e alluminio spazzolato verniciato.  
*Hand-blown cased glass and painted brushed aluminium.*

Lumiere Nuances grande  
220 / 240V: LED retrofit inclusi / *included*  
1x12W E27 2700 K 1521 lm CRI>80  
Dimmer incluso — *Dimmer included*  
120V: Max 1x25W E26 Type A  
on/off

Lumiere Nuances piccola  
220 / 240V: LED retrofit inclusi / *included*  
1x6,5W E14 2700 K 806 lm CRI>80  
Dimmer incluso — *Dimmer included*  
120V: Max 1x25W E12 Type G  
On/off

☐ CE ⚡ IP 20 ENEC

Vetro e montatura: creta, sahara, cipria.  
*Glass and frame: clay, sahara, powder pink.*



Una lampada best-seller elegante e raffinata, nata nel 1990, proposta con una nuova palette cromatica in cui le parti metalliche sono coordinate al colore del diffusore in vetro soffiato, che si illumina di luce e calore a lampada accesa. Una collezione di tinte estremamente attuali, esaltate dalla finitura opaca della base.

*An elegant and sophisticated best-selling lamp, launched in 1990, available in a new range of colours, in which the metal parts match the colour of the blown glass diffuser, which glows with light and warmth when the lamp is switched on. An extremely trendy collection of hues, emphasised by the matt finish of the base.*



[+](#) → Discover the monograph

# Lumiere 30<sup>th</sup> Pastilles / Bulles


Rodolfo Dordoni, 1990 - 2020




## Lumiere 30<sup>th</sup> Pastilles / Bulles

Table

grande



piccola



Vetro soffiato e alluminio verniciato a liquido.  
*Blown glass and painted brushed aluminium.*


Lumiere grande  
220 / 240V: LED retrofit inclusi / *included*  
1x12W E27 2700 K 1521 lm CRI>80  
120V: Max 1x25W E26 Type A

Lumiere piccola  
220 / 240V: LED retrofit inclusi / *included*  
1x6,5W E14 2700 K 806 lm CRI>80  
120V: Max 1x25W E12 Type G

220 / 240V: on/off o con / *or with dimmer included*  
120V: on/off

CE IP 20 ENEC

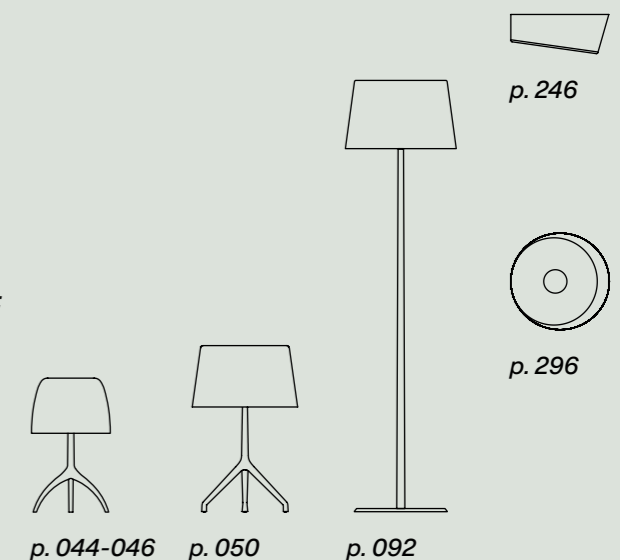
Vetro: Bulles, Pastilles. Montatura: champagne.  
*Glass: Bulles, Pastilles. Frame: champagne.*



Nata nel 1990, in questi 30 anni Lumiere si è vestita di colori e finiture sempre diverse e oggi, nella sua piena maturità, può osare un nuovo abito grazie a due storiche lavorazioni artigianali del vetro soffiato a bocca che arricchiscono il diffusore bianco lucido. Per la prima volta il decoro sulla superficie del vetro diventa tridimensionale: la classe resta immutata, e ne guadagna il carattere.

*Created in 1990, in this span of 30 years Lumiere has taken on many different colours and finishes, and today – in its full maturity – it can dare to take on a new look, thanks to two historic glassblowing techniques that enhance the glossy white shade. The surface decoration of the glass becomes three-dimensional for the first time: the class remains the same, but takes on new character.*

Collection →



+ → Discover the monograph

# Lumiere XXL - XXS


Rodolfo Dordoni, 2009




## Lumiere XXL - XXS

Table

Lumiere XXL



Lumiere XXS



Vetro soffiato e alluminio spazzolato lucido o verniciato.  
*Blown glass and polished or painted brushed aluminium.*


Lumiere XXL  
220 / 240V: Max 4x33W G9  
120V: Max 4x40W G9

Lumiere XXS  
220 / 240 V: Max 1x48W G9  
120V: Max 1x40W G9

Dimmer incluso — *Dimmer included*

☐ CE IP 20 ENEC

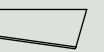
Vetro: bianco, grigio freddo.  
Montatura: alluminio, cromo nero.  
*Glass: white, cool grey.  
Frame: aluminium, black chrome.*



Il modello originale di Lumiere ha ispirato le versioni XXL ed XXS, dalle proporzioni più ampie e dal segno più deciso. Il bianco e il grigio freddo sono le raffinate proposte di colore per il paralume in vetro soffiato a bocca, in abbinamento alle finiture alluminio o cromo nero per la montatura.

*The original Lumiere model has suggested XXL and XXS versions, with varied proportions for a decisive presence. White and cool grey are the refined hues for the handcrafted blown glass shade, matched with an aluminium or black chrome finish for the structure.*

Collection →




p. 246



p. 296



p. 044-048



p. 092

+ → Discover lifestyle images

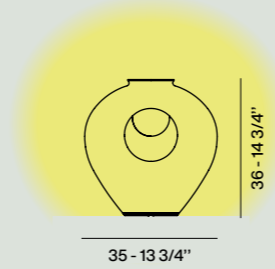
# Madre

Andrea Anastasio, 2019



## Madre

## Table



Vetro soffiato, vetro borosilicato, alluminio verniciato e policarbonato.  
*Blown glass, borosilicate glass, varnished aluminum and polycarbonate.*

LED inclusi / *included*  
220 / 240V: 16W 2700 K 1445 lm CRI>80  
120V: 17W 2700 K 1500 lm CRI>80

220 / 240V: dimmer incluso — *dimmer included*  
120V: on/off

☐ CE IP 20 ENEC

Bianco. *White.*



Con la sua forma allude ai fianchi ampi delle dee della fertilità. Il suo corpo luminoso accoglie un vaso di vetro borosilicato satinato dove è possibile inserire dei rami per creare un insieme elegante. Il foro che interrompe il vaso al centro crea una visione magica e una luce unica.  
*The form alludes to the wide hips of fertility goddesses. The ample luminous body contains a vase in frosted borosilicate glass in which to insert branches to create elegant compositions. The hole at the centre generates a magical vision and unique light.*



+ → Discover lifestyle images

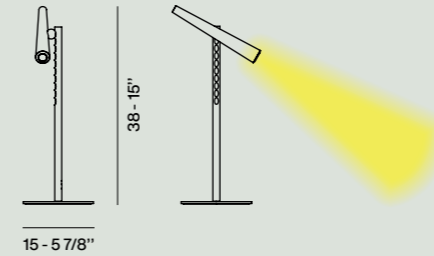
# Magneto

Giulio Iacchetti, 2011



## Magneto

## Table



Acciaio verniciato, ABS e supermagnete in terre rare.  
*Coated steel, ABS and super magnet made of "rare earth".*

LED inclusi / included  
5W 2700 K 475 lm CRI>80

□ CE  IP 20 ENEC

Bianco, nero.  
*White, black.*



Fulcro del progetto è una calamita sferica che unisce due semplici elementi, un'asta di sostegno e un compatto corpo illuminante con un'estrema versatilità di regolazione e spostamento lungo l'asta.  
*Flessibilità d'uso unita a un rigore funzionale assoluto.*  
*The fulcrum of the project is a spherical magnet that joins two simple parts, a support rod and a compact light source, with extreme versatility of regulation and movement along the stem. Flexible use combined with absolute functional rigor.*

Collection →



p. 094

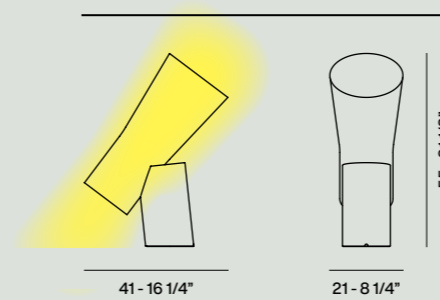
# Nile

Rodolfo Dordoni, 2021



## Nile

## Table



Vetro incamiciato soffiato a bocca e marmo di Carrara o Marquina.  
*Blown glass and Carrara or Marquina marble.*

220 / 240V: LED retrofit incluso / included  
1x18W E27 2700 K 2452 lm CRI>80  
Dimmer incluso — *Dimmer included*

120V: LED retrofit on/off  
Max 1x18W E26

□ CE ⚡ IP 20 ENEC

Vetro: bianco. Montatura: bianco, nero.  
*Glass: white. Frame: white, black.*



Lampada d'arredo di grande carattere, ispirata al famoso busto della regina egizia Nefertiti. Una composizione dinamica di volumi, in cui la luce filtra attraverso il prezioso vetro soffiato a bocca, dirigendosi verso il basso sul piano e verso l'alto attraverso i due lati aperti del diffusore. Base in marmo lucidato con finitura opaca, lavorato a mano, di Carrara nella versione bianco e di Marquina in versione nero.

*A decorative lamp of remarkable character, inspired by the famous bust of Queen Nefertiti. A dynamic composition of volumes, where the light filters through the precious blown glass, shining down to the surface below and upward through the two open sides of the diffuser. Base in marble polished in a matte finish, crafted by hand, in Carrara marble for the white version and Marquina for the black version.*



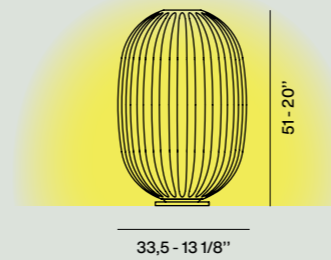
[+](#) → Discover the monograph

Plass media  
Luca Nichetto, 2015



Plass media

Table




Policarbonato stampato in rotazionale e acciaio verniciato.  
*Rotational moulded polycarbonate and coated steel.*

220 / 240V: Max 1x150W E27  
120V: Max 1x150W E26

On/off o con dimmer incluso  
*On/off or with dimmer included*

□ CE ⚡ IP 20 ENEC

Azzurro, grigio.  
*Light blue, grey.*



Un progetto che interpreta l'immagine di una perla di vetro utilizzando il policarbonato trasparente stampato in rotazionale. Grazie alla tecnologia le finiture sono caratterizzate dalle tipiche irregolarità che ricordano il vetro artigianale e fanno vibrare la luce.  
*A project that conveys the image of a glass bead by using rotomoulded transparent polycarbonate. Thanks to this technology the finish has typical irregularities, like those of handcrafted glass, making the light more vibrant.*

Collection →



p. 182

+ → Discover lifestyle images

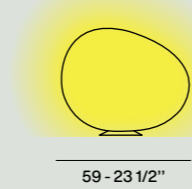
**Poly Gregg**  
Ludovica + Roberto  
Palomba, 2011



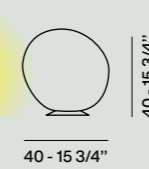
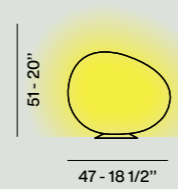
**Poly Gregg**

**Table**

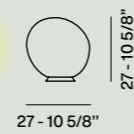
X-large



grande



media



Polietilene stampato in rotazionale e metallo verniciato.  
*Rotational moulded polyethylene and coated metal.*

Poly Gregg X-large - grande  
220 / 240V: Max 1x25W E27  
120V: Max 1x25W E26

Poly Gregg media  
220 / 240V: Max 1x15W E27  
120V: Max 1x15W E26

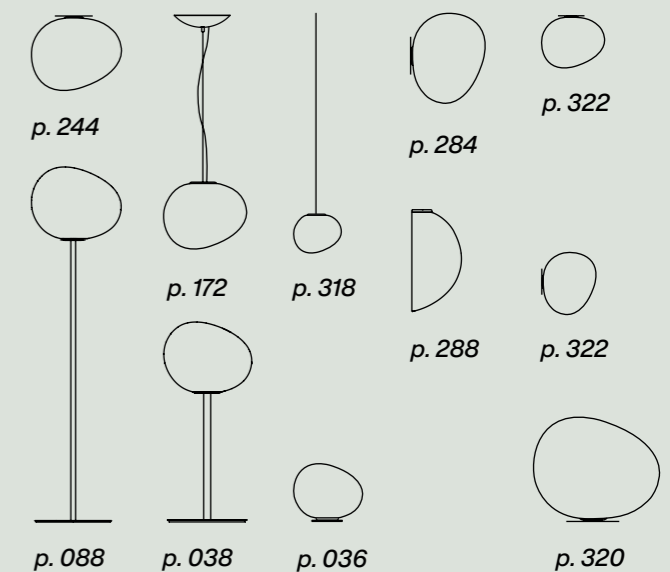
☐ CE IP 20 ENEC

Bianco. *White.*



Il design organico e familiare di Gregg riprodotto in una versione in polietilene, materiale leggero ma resistente agli urti. Disponibile in tre diverse misure per integrarsi in ogni situazione e creare libere composizioni. Luce diffusa e piacevole.  
*The organic, familiar design of Gregg, reproduced in a polyethylene version, a material that is light but resistant to impact. Available in three different sizes to fit into any situation, creating free compositions. For pleasant, diffused light.*

Collection →



+ → Discover lifestyle images



# Rituals

Ludovica + Roberto  
Palomba, 2013



# Rituals

# Table



# Rituals

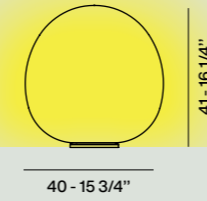
Ludovica + Roberto  
Palomba, 2013



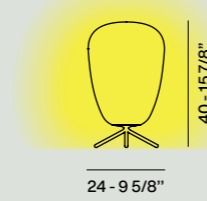
## Rituals

## Table

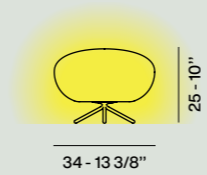
Rituals XL



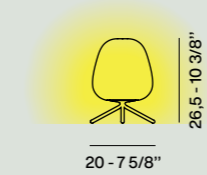
Rituals 1



Rituals 2



Rituals 3



Vetro soffiato satinato inciso e metallo verniciato.  
*Blown engraved satin glass and coated metal.*

Rituals XL  
220 / 240V: Max 1x150W E27  
120V: Max 1x150W E26

Rituals 1 - 2 - 3  
220 / 240V: Max 1x105W E27  
120V: Max 1x100W E26

On/off o con dimmer incluso  
*On/off or with dimmer included*

☐ CE ⚡ IP 20 ENEC

Bianco. *White.*



Lanterne ricche di matericità, in equilibrio tra oriente e occidente. Il corpo in vetro soffiato è arricchito da sottili incisioni che ricordano la molatura del vetro. Le linee orizzontali che percorrono la superficie filtrano e modulano l'intensità della luce, per un raffinato effetto luminoso.  
*Lanterns that rely on the allure of materials, balanced between east and west. The blown glass body is enhanced by slender incisions, like those of ground glass. The horizontal lines on the surface filter and modulate the intensity of the light, producing a refined effect.*

Collection →



p. 248



p. 186



p. 188



p. 300



p. 298



p. 066



p. 104

+ → Discover lifestyle images

# Rituals alta


Ludovica + Roberto  
Palomba, 2019




## Rituals alta

## Table

Rituals XL



Rituals 1



Vetro soffiato satinato inciso e metallo verniciato.  
*Blown engraved satin glass and coated metal.*

220 / 240V: Max 1x57W E27  
120V: Max 1x60W E26

Dimmer incluso — *Dimmer included*

CE IP 20 EAC

Vetro: bianco.  
Montatura: bianco, oro, grafite  
*Glass: white.  
Frame: white, gold, graphite.*



Una lampada che porta una luminosità rilassante negli ambienti traducendo la magia della carta di riso nella fisicità del vetro soffiato e satinato.

Parte del sistema Mix&Match, si inserisce negli ambienti sia come elemento singolo di arredo sia come parte di una famiglia coordinata.


*A lamp that brings a relaxing glow into spaces, translating the magic of rice paper into the physical presence of blown and frosted glass. Part of the Mix&Match system, it can be inserted in various settings, as a single unit or as part of a coordinated family.*

Mix&Match collection → p.338

Collection →



p. 248



p. 186



p. 188



p. 300



p. 298



p. 062



p. 104

+ → Discover lifestyle images


# Satellight

Eugeni Quitllet, 2017



## Satellight

Table



24 - 97/16"

39 - 15 1/4"

Vetro soffiato e alluminio.  
*Blown glass and aluminium.*

LED inclusi / *included*  
8,5W 2700 K 655 lm CRI>80

On/off o con touch-dimmer integrato  
*On/off or with integrated touch-dimmer*

☐ CE ⚡ IP 20 ENEC

Bianco e trasparente.  
*White and transparent.*



Un globo luminoso e sospeso è il cuore di Satellight. Il diffusore in vetro soffiato a bocca di colore bianco latte è inserito in un corpo di vetro cristallo trasparente che, come per magia, sostiene la sfera luminosa. La luce che ne deriva è morbida e calda.

*A luminous, suspended globe is the heart of Satellight. The blown glass diffuser in a milky white shade is inserted in a volume of transparent crystal, which supports the luminous sphere as if by magic. For soft, warm lighting.*

Collection →



p. 190



p. 302

+ → Discover lifestyle images

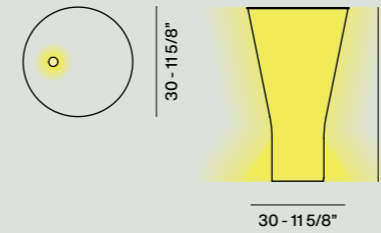
# Soffio

Ludovica + Roberto  
Palomba, 2018



## Soffio

## Table



Vetro soffiato e alluminio.  
*Blown glass and aluminium.*

LED inclusi / *included*  
13,8W 2700 K 1300 lm CRI>80

Touch dimmer integrato  
*Integrated touch dimmer*

☐ CE ⚡ IP 20 ENEC

Trasparente e bianco sfumato.  
*Transparent and fading white.*



Lampada dall'estetica non rumorosa, Soffio emana una luce calda e intensa definendo l'ambiente in modo raffinato. La sfumatura del diffusore è il risultato di maestria artigianale; ogni pezzo è unico.

Il vetro bianco produce un illuminamento basso di area. Il vetro trasparente si comporta da piedistallo per la parte superiore.

*A lamp with an understated look, Soffio spreads warm, intense light, setting a refined tone for any space.*

*The shading of the diffuser is a feat of craftsmanship; each piece is one of a kind. The white glass produces soft area lighting, while the transparent glass functions as a pedestal for the upper part.*

[+](#) → Discover lifestyle images

074	Birdie	100	Orbital
076	Birdie Easy	102	Palomar
078	Caboche Plus	104	Rituals
080	Dolmen	106	Tobia
082	Filo	110	Tress
086	Gem	112	Tuareg
088	Gregg	114	Twiggy
090	Havana	118	Twiggy Wood
092	Lumiere XXL	120	Twiggy Elle
094	Magneto	122	Twice as Twiggy
096	Mite	126	Twiggy lettura
098	Mite Anniversario	128	Uptown

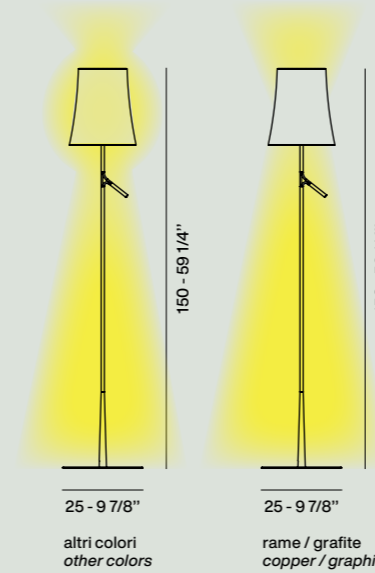
# Birdie

Ludovica + Roberto  
Palomba, 2011



## Birdie

Floor



Polycarbonato, acciaio e metallo verniciati.  
*Polycarbonate, coated steel and metal.*

Birdie on/off  
220 / 240V: Max 1x150W E27  
120V: Max 1x150W E26

Birdie LED inclusi / included  
8,4W 2700 K 655 lm CRI>80  
Touch dimmer integrato  
*Integrated touch dimmer*

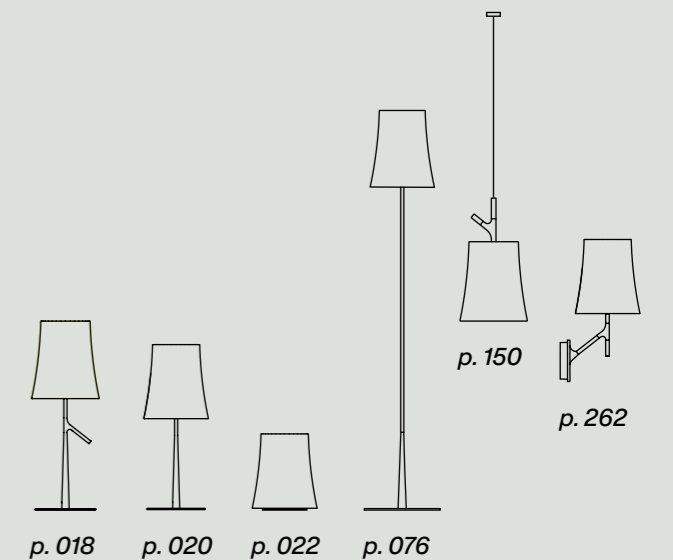
☐ CE ⚡ IP 20 ENEC

Bianco, grigio, verde acqua, rame, grafite.  
*White, grey, aqua green, copper, graphite.*



Birdie è una reinterpretazione in chiave contemporanea della classica lampada con paralume. Un modello che coniuga un segno leggero e familiare e un carattere deciso. Sempre monocromatica, Birdie terra assume diverse personalità a seconda del colore.  
*Birdie is a reinterpretation of the classic lampshade-lamp, with a contemporary twist. This model combines a light and familiar design with a strong character. Always monochromatic, the Birdie floor lamp takes on different personalities depending on its colour.*

Collection →




# Birdie Easy

Ludovica + Roberto  
Palomba, 2020



## Birdie Easy

Floor




Polycarbonato e metallo verniciato a liquido.  
*Polycarbonate and liquid coated metal.*

220 / 240V: Max 1x57W E27  
120V: Max 1x57W E26

☐ CE IP 20 EAC

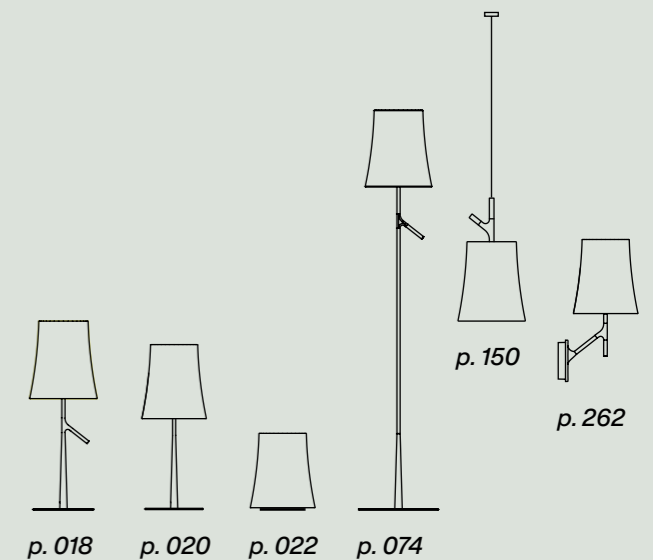
Diffusore: bianco. Montatura: bianco, nero,  
rosso mattone, azzurro, giallo sabbia, verde salvia.  
*Diffuser: white. Frame: white, black, brick red,  
light blue, sand yellow, sage green.*



Il design versatile di Birdie guadagna in essenzialità e sceglie di esprimere il suo stile attraverso il colore. Base e asta in metallo in 6 diversi colori, accostate al diffusore bianco traslucido, la rendono adatta agli ambienti più diversi.

*The versatile design of Birdie takes on essential appeal and chooses to express its style through colour. Metal base and rod in 6 different colours, combined with the translucent white diffuser, make it suitable for the widest range of settings.*

Collection →



+ → Discover the monograph



# Caboche Plus


Patricia Urquiola con  
Elia Gerotto, 2005 - 2022



## Caboche Plus

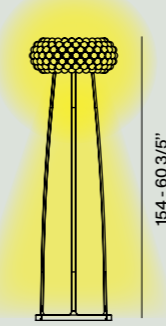
Floor

grande



70 - 27 9/16"

media



50 - 19 3/4"

PMMA, policarbonato e metallo laccato bianco.  
*PMMA, polycarbonate and white laquered metal.*

Caboche Plus grande  
LED inclusi / *included*  
220 / 240V: 28W 2700 K 3850 lm CRI>90  
120V: 33,5W 2700 K 3850 lm CRI>90

Caboche Plus media  
LED inclusi / *included*  
220 / 240V: 23W 2700 K 3200 lm CRI>90  
120V: 27W 2700 K 3200 lm CRI>90

*Remote control version with Bluetooth app  
available (220 / 240V only)*  
Dimmer incluso — *Dimmer included*

☐ CE IP 20 ENEC

Trasparente, grigio.  
*Transparent, grey.*

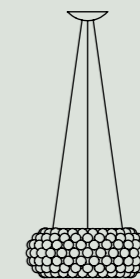


Gioiello di design, scintillante e preziosa come un bracciale, ha una base in metallo con disegno circolare che riprende la forma del diffusore. Riprogettata con nuovi archetti, un nuovo sistema di aggancio e nuove sfere, oltre ad una nuova scheda LED.

Quando è accesa, la luce si diffonde dall'interno delle sfere, garantendo un'illuminazione verso l'alto, il basso e diffusa nell'ambiente.

*A genuine design gem, sparkling and precious like a bracelet, it has a metal base with a circular design that reflects the shape of the diffuser. Redesigned with new arches, a new "twist-lock" attachment system and new spheres, beside a new LED board. When switched on, light is diffused from inside the spheres, creating an upward and downward lighting effect as well as spreading light around the room.*

Collection →




p. 158



p. 238



p. 266



p. 026

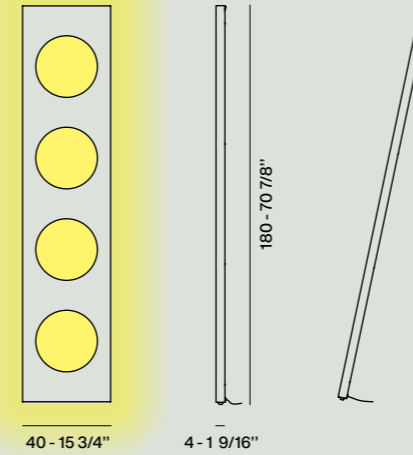
# Dolmen

Ferruccio Laviani, 1996 - 2017



## Dolmen

Floor



Alluminio anodizzato e PMMA.  
*Anodised aluminium and PMMA.*

LED inclusi / *included*  
20/240V: 47W 2700 K 6486 lm CRI>90  
120V: 41W 2700 K 4980 lm CRI>90

Dimmer incluso — *Dimmer included*

☐ CE IP 20 ENEC

Alluminio. *Aluminium.*



Un pezzo dal forte valore simbolico, nato alla metà degli anni '90 e rivisitato con tecnologia LED. Una lampada-scultura che non passa mai inosservata per l'eccezionalità della sua forma, con quattro grandi fori simili agli oblò di una nave e per l'insolita collocazione ad appoggio.

*A piece with strong symbolic value, created in the mid-90s and reworked with LED technology. A lamp-sculpture that never goes unnoticed, thanks to its exceptional shape, with four large holes similar to the portholes of a ship, and its unusual positioning against the wall.*

Collection →




p. 168

+ → Discover lifestyle images

# Filo

Andrea Anastasio, 2017



Filo / Amethyst Queen

Foscarini Collezioni — 5

082

# Filo

Floor

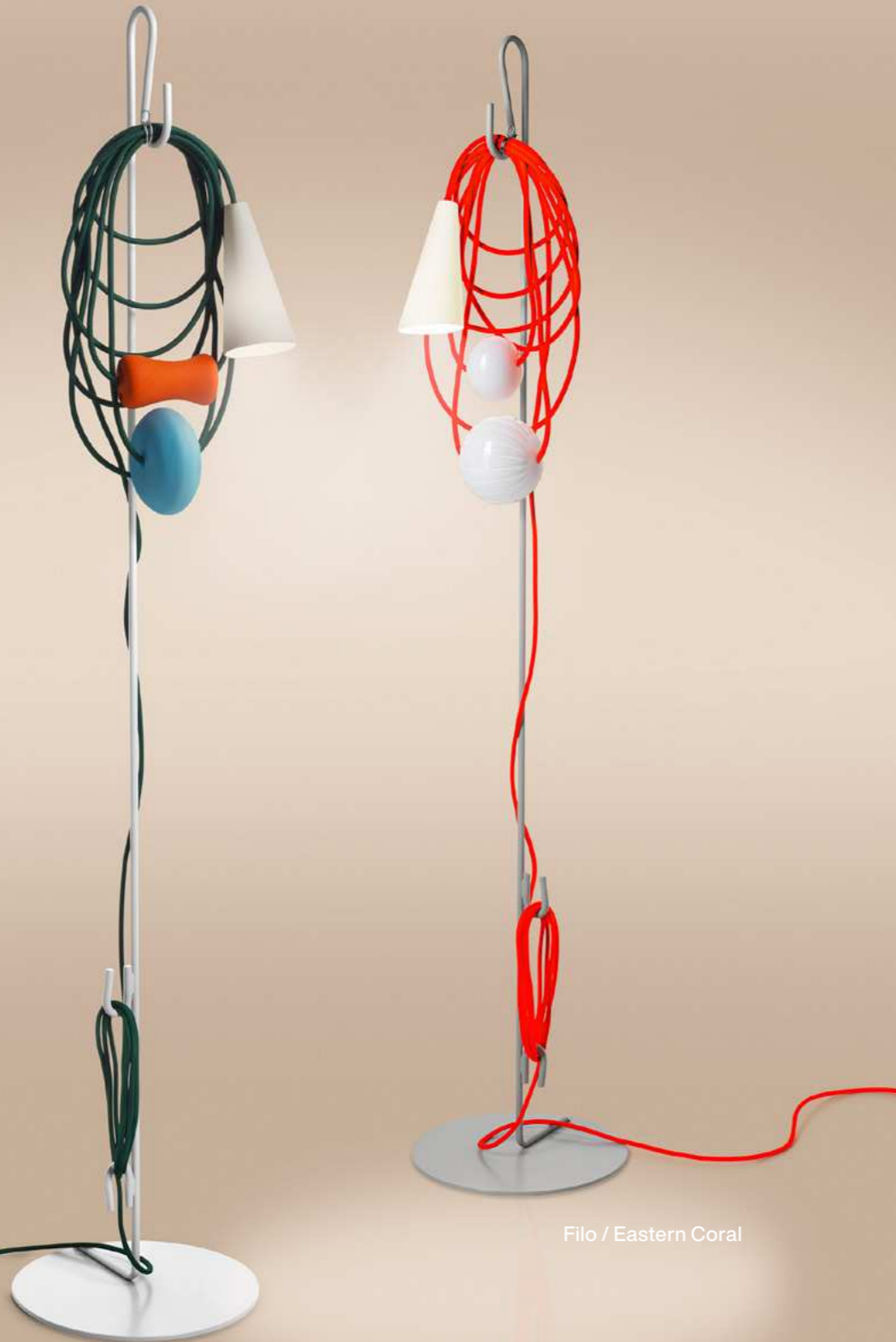


Filo / Emerald King

083

# Filo

Andrea Anastasio, 2017

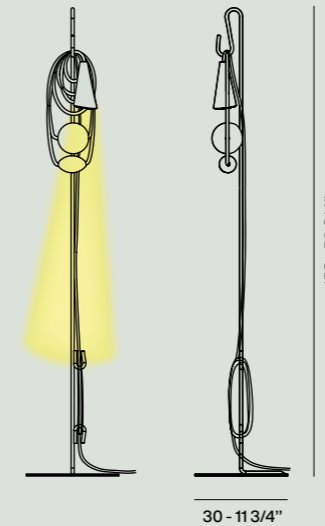


Filo / Teodora

Filo / Eastern Coral

## Filo

## Floor



Porcellana, cavo tessile, vetro soffiato e metallo verniciato.  
*Porcelain, textile cable, blown glass and varnished metal.*

220 / 240V: LED retrofit inclusi / included  
4W G9 3000 K 400 lm CRI>80  
120V: LED retrofit Max 4W G9

☐ CE IP 20 ENEC

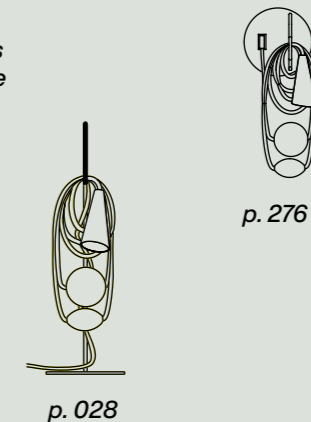
Le versioni disponibili sono quelle illustrate nelle foto: Amethyst Queen, Emerald King, Teodora, Eastern Coral.

*The available versions are those shown in the photos:  
Amethyst Queen, Emerald King, Teodora, Eastern Coral.*

Un'operazione artistica, frutto del pensiero di un autore che scompone e poi ricompone la lampada nelle sue singole componenti. Non convenzionale, con una fortissima carica arredativa, la lampada da terra Filo è un abaco di colori in cui anche il cavo elettrico diventa decoro.

*This is a work of art, the result of the designer's idea to reduce a lamp to its constituent parts before putting them back together. Unconventional and with great décor appeal, the Filo floor lamp is an abacus of colours in which even the electrical cable becomes a decorative element.*

Collection →



p. 276

p. 028

+ → Discover lifestyle images

# Gem

Ludovica + Roberto  
Palomba, 2017 – 2019



## Gem

## Floor



Vetro soffiato in rilievo e acidato e metallo verniciato.  
*Blown acid-etched glass with reliefs and coated metal.*

220 / 240V: Max 1x57W E27  
120V: Max 1x60W E26

Dimmer incluso — *Dimmer included*

☐ CE ⚡ IP 20 ENEC

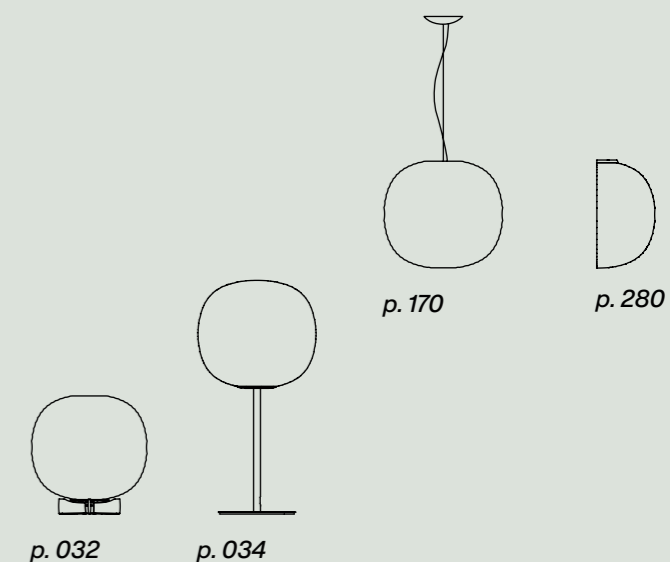
Vetro: bianco. Montatura: bianco, oro, grafite.  
*Glass: white. Frame: white, gold, graphite.*



Caratterizzata dalla particolare lavorazione della superficie vetrosa, offre una sensazione di morbidezza materica. Le sfaccettature tridimensionali, con linee che si intersecano sulla superficie, sono ottenute con la tecnica artigianale della soffiatura a bocca del vetro in uno stampo con incisioni. Base in tre diversi colori.  
*Characterised by the unique finish of its glass surface, this lamp creates a sensation of material softness. The three-dimensional surfaces, with their intersecting lines, are created using the artisanal technique of mouth-blowing glass inside a mould with incisions. Base available in three different colours.*

Mix&Match collection → p.338

Collection →



+ → Discover lifestyle images

# Gregg

Ludovica + Roberto  
Palomba, 2007 - 2019




## Gregg

Floor

grande



media



Vetro soffiato acidato e metallo verniciato.  
*Blown acid-etched glass and coated metal.*

220 / 240V: Max 1x57W E27  
120V: Max 1x60W E26

Dimmer incluso — *Dimmer included*

☐ CE ⚡ IP 20 ENEC

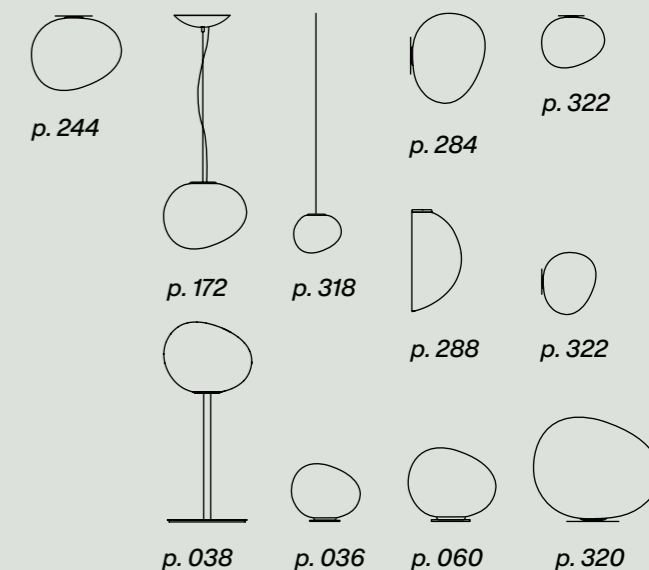
Vetro: bianco. Montatura: bianco, oro, grafite.  
*Glass: white. Frame: white, gold, graphite.*



Gregg è realizzata in vetro soffiato a bocca e la sua forma organica ricorda un grande ciottolo levigato dall'acqua. La versione terra è proposta con diffusore medio o grande, con base in tre diversi colori per molteplici possibilità di ambientazione.  
*Gregg is made using mouth-blown glass and its organic shape resembles a large pebble smoothed by water. The floor version is available with a medium or large diffuser and the base comes in three different colours, able to meet the needs of various settings.*

Mix&Match collection → p.338

Collection →



+ → Discover lifestyle images

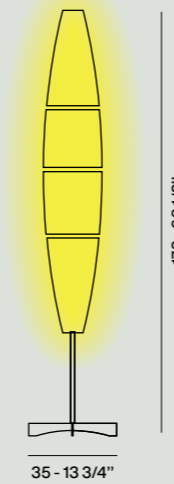
# Havana

Joseph Forakis, 1993



## Havana

Floor



Polietilene stampato ad iniezione e metallo verniciato o cromato.  
*Injection moulded polyethylene and coated or chromed metal.*

220 / 240V: Max 1x150W E27  
120V: Max 1x150 W E26

220 / 240V: on/off o con / or with dimmer included  
120V: on/off

□ CE ⚡ IP 20 ENEC

Diffusore: bianco. Montatura: alluminio, cromo.  
*Diffuser: white. Frame: aluminium, chrome.*

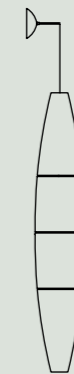


L'inconfondibile diffusore di Havana è formato da quattro segmenti tenuti insieme da piccoli ganci metallici. Un design affusolato che ricorda la forma di un sigaro, da cui ironicamente prende il nome. Havana ha uno stile senza età e si colloca facilmente in qualsiasi ambiente, diffondendo attorno a sé una luminosità calda e soffusa.  
*The unmistakable Havana diffuser is made up of four segments, held together by small metal hooks. The tapered design recalls the shape of a cigar, from which it ironically takes its name. Havana has timeless style and blends in easily with any room, diffusing a warm and soft light all around.*

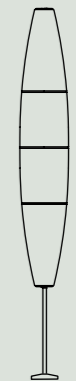
Collection →



p. 174



p. 290



p. 324



p. 326

+ → Discover lifestyle images

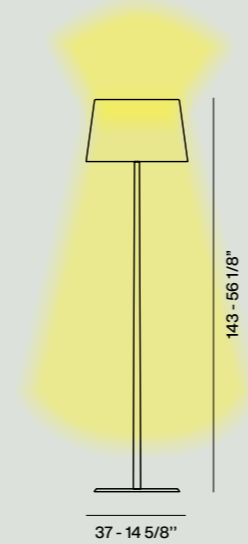
# Lumiere XXL

Rodolfo Dordoni, 2015



## Lumiere XXL

Floor




Vetro soffiato e metallo verniciato o metallo cromato.  
*Blown glass and lacquered aluminium.*

220 / 240V: Max 4x33W G9  
120V: Max 4x40W G9

Dimmer incluso — *Dimmer included*

☐ CE ⚡ IP 20 EAC


Vetro: bianco, grigio freddo.  
Montatura: alluminio, cromo nero.  
*Glass: white, cool grey.  
Frame: aluminium, black chrome.*



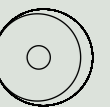
La lampada da terra Lumiere XXL è un modello dall'eleganza ricercata, adatta sia per la lettura che per l'illuminazione d'interni. Il diffusore in prezioso vetro soffiato è disponibile in bianco e in un grigio molto contemporaneo che appare freddo a lampada spenta, per riempirsi di calore quando è accesa.

*The Lumiere XXL floor lamp offers refined elegance, suitable as both a reading light and to light up the room. The diffuser, made from precious blown glass, is available in white and in a very modern grey colour, which may appear cold when the lamp is turned off, only to fill with warmth when switched on.*

Collection →



p. 246



p. 296



p. 044-048

p. 050

+ → Discover lifestyle images



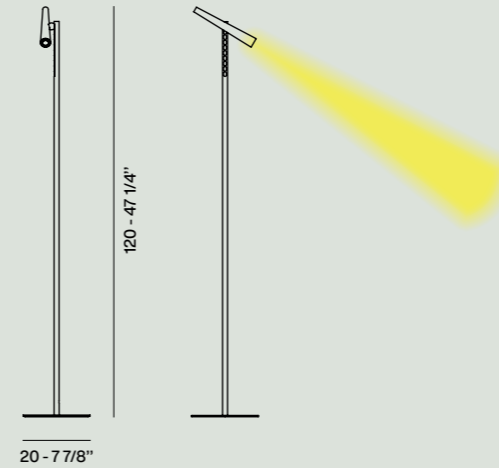
# Magneto

Giulio Iacchetti, 2011



## Magneto

Floor



Acciaio verniciato, ABS e supermagnete in terre rare.  
*Coated steel, ABS and super magnet made of "rare earth".*

LED inclusi / included  
5W 2700 K 475 lm CRI>80

CE IP 20 EAC

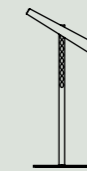
Bianco, Nero.  
*White, black.*



La forza invisibile di una calamita sferica unisce lo stelo al compatto corpo illuminante, permettendo di orientarlo come una torcia. La sua luce intensa, concentrata e puntuale può essere direzionata a piacimento, perfetta per la lettura o un'illuminazione diffusa.

*The invisible force of a spherical magnet connects the stem to the compact diffuser, allowing it to be directed like a torch. Its intense, concentrated and focused light can be easily directed at will, perfect for reading or for a diffused lighting effect.*

Collection →



p. 054

# Mite

Marc Sadler, 2000



## Mite

Floor



185 - 72 7/8"

22 - 8 5/8"

Tessuto di vetro con fibra di carbonio o Kevlar®, metallo nichelato, acciaio e alluminio (LED).  
*Fiber glass fabric with Kevlar® or carbonium thread, nickel-plated metal, steel and aluminium (LED).*

*Kevlar® is a Dupont registered trademark.*

Mite LED  
LED inclusi / included  
220 / 240V: 24W 2700 K 3530 lm CRI>90  
120V: 28W 2700 K 3530 lm CRI>90

Mite  
220 / 240V: Max 150W E27  
120V: Max 150W E26

Dimmer incluso — *Dimmer included*

☐ CE ⚡ IP 20 EAC

Giallo, nero.  
*Yellow, black.*



Ha dimensioni importanti e un design seducente e slanciato, realizzata con un innovativo mix di fibra di vetro e fili di carbonio o Kevlar®. Vincitrice del premio Compasso d'Oro ADI. Garantisce un ottimo illuminamento, proiettando un intenso e caldo fascio luminoso verso il soffitto.

*The Mite floor lamp boasts significant dimensions and a seductive, slender design, made with an innovative mix of fibreglass and carbon thread or Kevlar®. Winner of the ADI Compasso d'Oro design award, this lamp guarantees excellent lighting, projecting an intense and warm beam towards the ceiling.*

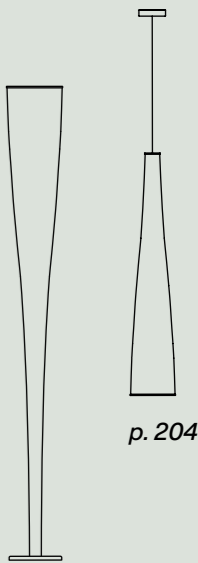


Compasso  
D'Oro 2001

[+](#) → Discover lifestyle images



Collection →



p. 204

p. 098

# Mite Anniversario

Marc Sadler, 2021

## Mite Anniversario

Floor

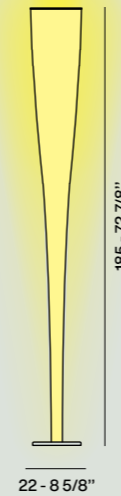
Tessuto di vetro e fibra di carbonio, marmo nero.  
*Fiber glass fabric and carbonium thread, black marble.*

LED inclusi / *included*  
220 / 240V: 24W 2700 K 3530 lm CRI>90  
120V: 28W 2700 K 3530 lm CRI>90

Dimmer incluso — *Dimmer included*

☐ CE ⚡ IP 20 ENEC

Anniversario.




Nata per celebrare i 20 anni di anniversario del Compasso d'Oro e il carattere iconico e senza tempo di Mite. Volumetricamente è identica all'originale, ma il filo di carbonio è più sottile ed è montato con una spirale più ampia che procede addensandosi verso il basso. La base è in marmo Marquiña di colore nero screziato da venature bianche o grigio chiaro. La finitura del corpo della lampada è opaca. Totalmente riprogettata la parte illuminotecnica per una più ampia distribuzione luminosa e una totale illuminazione del diffusore.

*Created to celebrate the 20th Anniversary of the Compasso d'Oro and the iconic and timeless character of Mite. The volume of the lamp is identical to the original, but the carbon thread is thinner and is mounted on a wider spiral that becomes denser as it converges towards the base in Marquiña marble, with an intense black colour crossed by irregular white and pale grey veins. The finish of the lamp body is matte. The lighting part has been completely redesigned for a wider light distribution and a total illumination of the diffuser.*



Collection →



p. 204

p. 096

+ → Discover the monograph

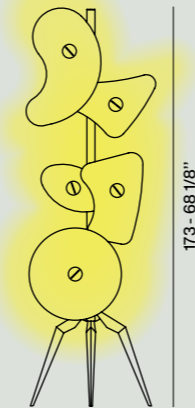
# Orbital

Ferruccio Laviani, 1992



## Orbital

Floor



56 - 22"

Vetro serigrafato e metallo verniciato.  
*Silkscreen-printed glass and varnished metal.*

220 / 240V: 5x40W E14  
120V: 5x40W E12

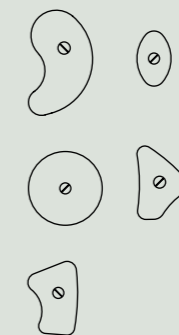
⊕ CE ⚡ IP 20 ENEC

Bianco, colorato.  
*White, colored.*



Una vera e propria icona del design dell'illuminazione, che arreda con la forza di una scultura. Il caratteristico treppiede in lamiera e una composizione di sagome irregolari in vetro, bianche o multicolori, diffondono un segnale grafico e luminoso inconfondibile nello spazio. *A true icon of lighting design, decorating the room with the power of sculpture. The distinctive tripod made of metal sheet and the composition of irregular white or multi-coloured glass shapes make an unmistakable mark in any room, in terms of both design and lighting effect.*

Collection →




p. 264

+ → Discover lifestyle images

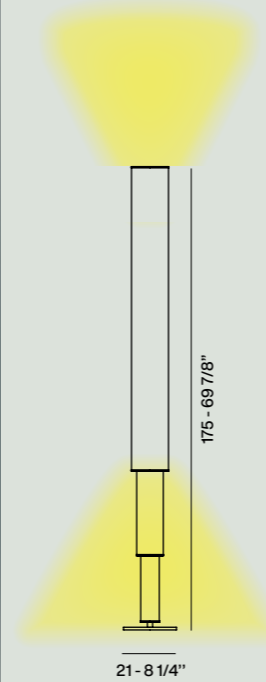
# Palomar

Ludovica + Roberto  
Palomba, 2019



## Palomar

Floor



ABS, PMMA, PVC e metallo verniciato.  
ABS, PMMA, PVC and varnished metal.

220 / 240V: 2x12W E27 PAR20  
120V: 2x12W E26 PAR20

☐ CE IP 20 ENEC

Bianco. *White.*



Un oggetto minimale che offre due luci diverse: una luce diretta al soffitto, intensa, come in un tradizionale luminatore; e una luce più morbida rivolta verso il basso, diffusa attraverso i cilindri traslucidi che compongono la base della lampada.

*A minimal object that offers two different types of lighting: an intense light directed up towards the ceiling, as with a traditional 'luminator'; and a softer light pointing downwards, diffused through the translucent cylinders forming the base of the lamp.*

# Rituals

Ludovica + Roberto  
Palomba, 2013 - 2019



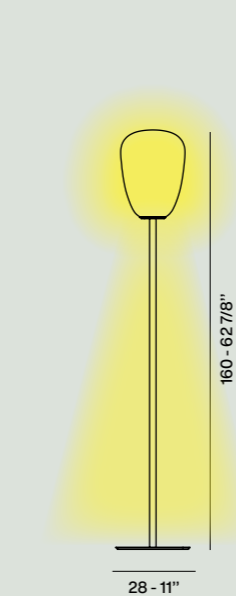
## Rituals

Floor

Rituals XL



Rituals 1



Vetro soffiato satinato inciso e metallo verniciato.  
*Blown engraved satin glass and coated metal.*

220 / 240V: Max 1x57W E27  
120V: Max 1x60W E26

Dimmer incluso — *Dimmer included*

CE IP 20 EAC

Vetro: bianco. Montatura: bianco, oro, grafite.  
*Glass: white. Frame: white, gold, graphite.*



Si ispira alle lampade di carta della tradizione orientale ma è realizzata in un prezioso vetro soffiato a bocca arricchito da sottili incisioni - che ricordano il gesto della molatura - frutto di un sapiente lavoro artigiano. Le linee orizzontali sono al contempo decoro e filtrano la luce, che si diffonde calda e soffice nell'ambiente. Base in tre diversi colori.

*Rituals is inspired by traditional, oriental paper lanterns, but is made of precious, mouth-blown glass enriched by subtle engravings - reminiscent of the grinding technique - the result of skilled craftsmanship. The horizontal lines are a decorative feature and filter the light at the same time, spreading a warm and soft lighting effect throughout the room. Base available in three different colors.*

Mix&Match collection → p.338

+ → Discover lifestyle images

Collection →



p. 248



p. 186



p. 188



p. 300



p. 298




p. 062



p. 066

# Tobia

Ferruccio Laviani, 2019




Tobia

Floor



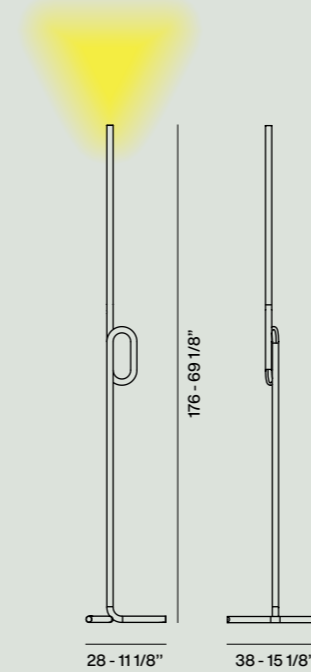
# Tobia

Ferruccio Laviani, 2019



## Tobia

Floor



Metallo e alluminio verniciato a liquido o dorato.  
*Liquid varnished or gold painted metal and aluminum.*

LED inclusi / *included*  
15W 2700 K 2000 lm CRI > 80

Touch dimmer integrato  
*Integrated touch dimmer*

☐ CE IP 20 ENEC

Bianco, nero, giallo fluo, arancione fluo, oro.  
*White, black, fluo yellow, fluo orange, gold.*



Tobia è l'esempio di come la semplicità possa avere carattere. Esile e di ingombro contenuto, facile da spostare grazie al nodo centrale che invita alla presa, proietta una luce potente diretta verso l'alto. Dotata di touch dimmer che consente 4 step di variazione dell'intensità luminosa. Un punto luce dalle grandi prestazioni, in cui il colore ne sottolinea o mimetizza la presenza.

*Tobia is a perfect example of how simplicity can have character. Slender and compact in size and simple to move around thanks to its easy-to-grip central knot, this lamp provides powerful upward lighting. Touch dimmer providing 4 different luminous intensity settings. A high-performance light point, whose colour can either highlight or camouflage its presence.*



Collection →

p. 304

+ → Discover lifestyle images



# Tress

Marc Sadler, 2008 - 2011



## Tress

## Floor

grande

media



25 - 9 7/8\"/>



25 - 9 7/8\"/>

Materiale composito su base di fibra di vetro laccato, metallo verniciato e alluminio.  
*Compound material on lacquered glass fibre base, coated metal and aluminium.*

Tress grande  
220 / 240V: Max 1x250W R7s + 100W E27 PAR 30  
120V: Max 1x150W RSC + 1x75W E26 PAR  
On/off, doppia accensione / *double switch*


Tress grande LED inclusi / *included*  
220 / 240V: 56W 2700 K 5624 lm CRI>90  
120V: 54W 2700 K 4830 lm CRI>90  
Dimmer incluso, doppia accensione  
*Dimmer included, double switch*

Tress media  
220 / 240V: Max 1x100W E27 PAR 30  
120V: Max 1x75W E26 PAR  
Dimmer incluso — *Dimmer included*

Versione con lampadina: cavo nero  
*Version with bulb: black cable*

☐ CE ⚡ (no Tress media) IP 20 ENEC

Bianco, nero, greige.  
*White, black, greige.*

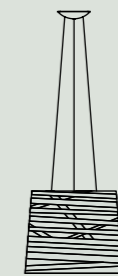


Un nastro di fibra di vetro e resina intrecciato con apparente casualità crea uno straordinario gioco di luci e ombre. Ha due sorgenti luminose con accensione separata: quella inferiore illumina l'interno, sottolineando l'intreccio, mentre quella superiore produce un'illuminazione riflessa verso il soffitto.  
*Fibreglass and resin woven together in a seemingly casual way, creating an extraordinary play on light and shadows. The Tress floor lamp has two light sources with separate controls: the lower one illuminates the interior, highlighting the weave, while the upper one creates a lighting effect that is reflected up towards the ceiling.*

Collection →



p. 206



p. 208



p. 308

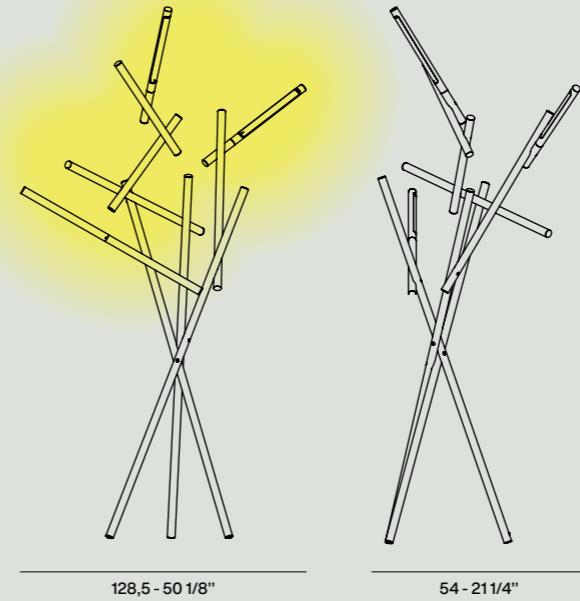
# Tuareg

Ferruccio Laviani, 2013



## Tuareg

Floor



Alluminio verniciato e policarbonato.  
*Varnished aluminium and polycarbonate.*

LED inclusi / *included*  
220 / 240V: 46W 3000 K 4560 lm CRI>90  
120V: 59W 3000 K 4050 lm CRI>90

Accensioni separate e luci orientabili  
*Separate switches and orientable lights*

Touch dimmer integrato  
*Integrated touch dimmer*

☐ CE ⚡ IP 20 ENEC

Bianco, arancio, cromo nero.  
*White, orange, black chrome.*



La lampada da terra Tuareg è una composizione tridimensionale che ricorda un assemblaggio di rami e canne - come un'opera di land art. È dotata di tre sorgenti luminose a LED con accensione indipendente e orientabili fino a 350° per variare l'effetto luminoso.

*The Tuareg floor lamp is a three-dimensional composition that brings to mind an assembly of branches and sticks - just like a real piece of land art. It has three LED light sources that can be switched on and off separately and adjusted by up to 350° in order to vary the lighting effect.*

+ → Discover lifestyle images

Twiggy  
Marc Sadler, 2006



Twiggy

Floor



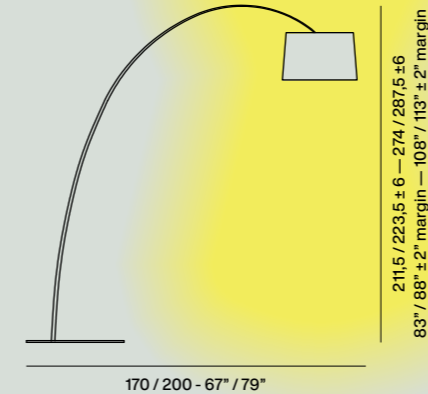
# Twiggy

Marc Sadler, 2006



## Twiggy

Floor



Materiale composito su base di fibra di vetro laccato, PMMA, policarbonato, metallo verniciato e alluminio.  
*Varnished fibreglass based composite material, PMMA, polycarbonate, coated metal and aluminium.*

Twiggy  
 220 / 240V: Max 3x77W E27  
 120V: Max 3x100W E26  
 Dimmer incluso — *Dimmer included*

Twiggy LED  
 LED inclusi / *included*  
 220 / 240V: 28W 2700 K 3840 lm CRI>90  
 120V: 34W 2700 K 3840 lm CRI>90  
 Dimmer incluso — *Dimmer included*

Twiggy LED Tunable white  
 220 / 240V only: 28W 2700-5000 K 3840 lm CRI>90  
*Remote control version with Bluetooth app available*

CE IP 20 ENEC — Tunable white (LED)

Bianco, nero, cremisi, greige, grafite.  
*White, black, crimson, greige, graphite.*

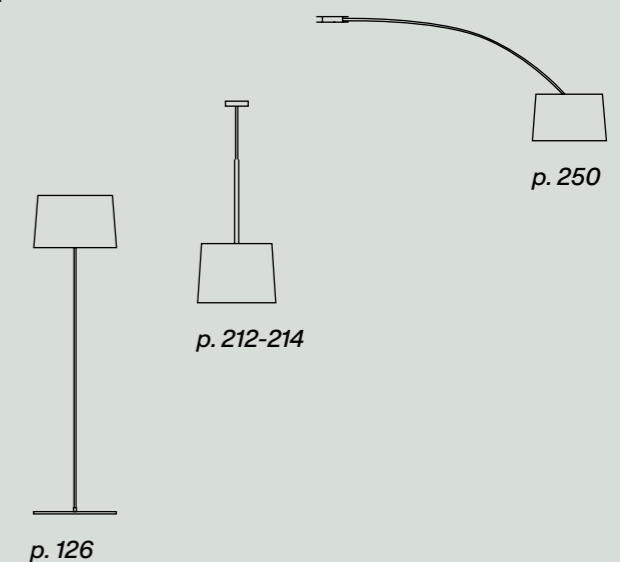


Sospesa su uno stelo in materiale composito, flessibile come una canna da pesca e regolabile in altezza, Twiggy è un'idea semplice e geniale, divenuta un'icona Foscarini. Garantisce un'illuminazione diretta nell'area sottostante e diffonde verso l'alto un'accogliente luce d'ambiente. Il gruppo LED riprogettato in un corpo unico offre una luce ancora più uniforme.

*Suspended on a stem made of composite material, flexible like a fishing rod and with adjustable height, Twiggy has a simple yet brilliant design, which has become a Foscarini icon. Twiggy guarantees direct lighting to the area underneath it and diffuses a warm, ambient light upwards. The LED grouping has been redesigned to reflect a more uniform light.*

*Foscarini's original dimmer, available only in 220 / 240V LED and MyLight version. → (photo p. 119)*

Collection →



+ → Discover lifestyle images

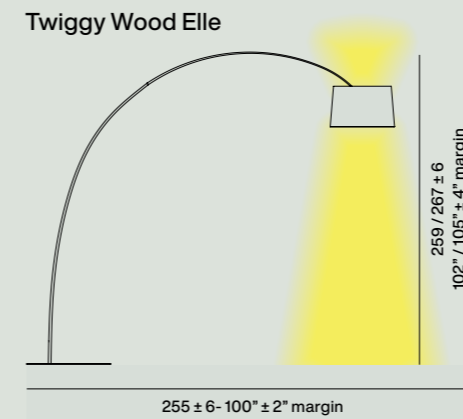
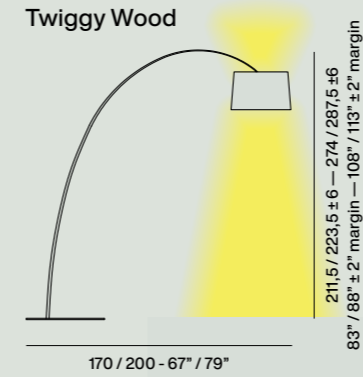
# Twiggy Wood

Marc Sadler, 2006 - 2020



## Twiggy Wood

Floor



Rovere sbiancato, fibra di vetro rivestita materiale composito, PMMA, policarbonato, metallo verniciato e alluminio.  
*Limed durmast wood, fibreglass coated with composite material, PMMA, polycarbonate, painted metal and aluminium.*

Twiggy Wood LED / Twiggy Wood Elle LED  
 LED inclusi / included  
 220 / 240V: 28W 2700 K 3840 lm CRI>90  
 120V: 34W 2700K 3840 lm CRI>90  
 Dimmer incluso — *Dimmer included*

Twiggy Wood LED / Twiggy Wood Elle LED  
 Tunable white  
 220 / 240V only: 28W 2700-5000 K 3840 lm CRI>90  
 Remote control version with Bluetooth app available

CE IP 20 ENEC UL LISTED — Tunable white

Diffusore: rovere. Montatura: greige, nero.  
 Diffuser: durmast. Frame: greige, black.



Il diffusore in rovere arricchisce la leggerezza tipica di questa lampada di una nuova matericità. L'estetica naturale, calda e accogliente del legno le dona una personalità diversa, rendendola perfetta per creare un'atmosfera raffinata, con un sapore morbido e rilassato. Il gruppo LED riprogettato in un corpo unico offre una luce ancora più uniforme.

*The wood diffuser enhances the typical lightness of this lamp by a new materiality. The natural, warm, familiar look of wood gives Twiggy a different personality, making it perfect for creating a refined atmosphere, with a softer and relaxed flavour. The LED grouping has been redesigned to reflect a more uniform light.*

*Foscarini's original dimmer, available only in 220 / 240V LED and MyLight version. →*



+ → Discover the monograph

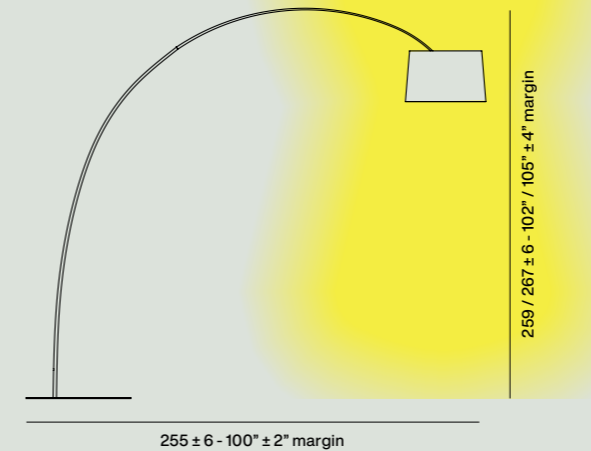
# Twiggy Elle

Marc Sadler, 2006 - 2021



## Twiggy Elle

Floor



Twiggy Elle: materiale composito su base di fibra di vetro laccato, PMMA, policarbonato, metallo verniciato e alluminio.  
 Twiggy Elle Wood: diffusore in rovere sbiancato.  
 Twiggy Elle: varnished fibreglass based composite material, PMMA, polycarbonate, coated metal and aluminium.  
 Twiggy Elle Wood: diffuser in limed durmast wood.

Twiggy Elle LED - LED inclusi / included  
 220 / 240V: 28W 2700 K 3840 lm CRI>90  
 120V: 34W 2700K 3840 lm CRI>90  
 Dimmer incluso — Dimmer included

Twiggy Elle LED Tunable white  
 220/240V only: 28W 2700-5000 K 3840 lm CRI>90  
 Remote control version with Bluetooth app available

CE IP 20 ENEC UL LISTED — Tunable white

Twiggy Elle: bianco, nero, cremisi, greige, grafite.  
 Twiggy Elle: white, black, crimson, greige, graphite.



Twiggy Elle Wood: diffusore: rovere. Montatura: greige, nero.  
 Twiggy Elle Wood: diffuser: durmast. Frame: greige, black.

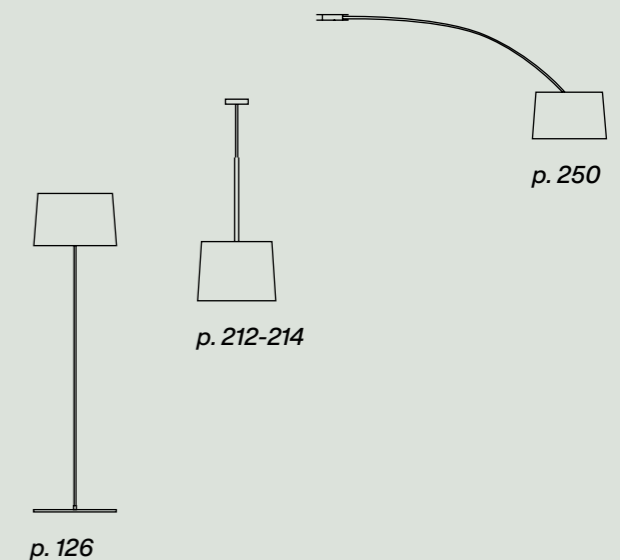


Una lampada che ha fatto della flessibilità eletta a segno grafico il suo elemento distintivo, oggi diventa ancora più flessibile. Twiggy Elle arricchisce la famiglia traducendo in una funzione totalmente nuova il carattere distintivo di Twiggy. La nuova asta porta il diffusore ancora più lontano rispetto alla base. Un nuovo decentramento del punto luce che la rende perfetta per illuminare un tavolo. *A lamp which has made gracefully graphic flexibility its distinguishing feature has today become even more flexible. Twiggy Elle supplements the family, transferring the distinctive personality of Twiggy into a totally new function. The new rod takes the diffuser even further away from the base. A new off-centre light point, which makes it perfect for lighting a table.*

Foscarini's original dimmer, available only in 220/240V LED and MyLight version. → (photo p. 119)

+ → Discover the monograph

Collection →



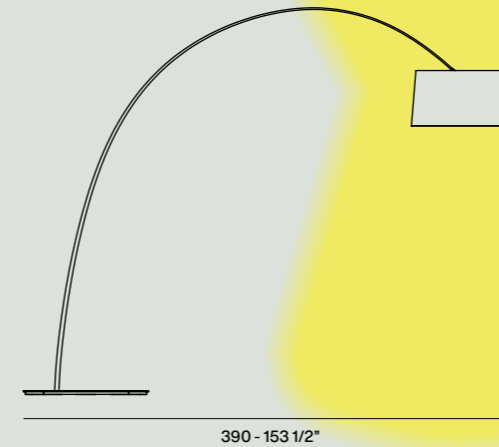
# Twice as Twiggy

Marc Sadler, 2015



## Twice as Twiggy

Floor



Materiale composito su base di fibra di vetro laccato, PMMA, metallo verniciato e alluminio.  
*Coated fibreglass-based composite material, PMMA, coated metal and aluminium.*

LED inclusi / included  
220 / 240V: 81W 3000 K 8517 lm CRI>90  
120V: 95W 3000 K 8517 lm CRI>90

Dimmer incluso — *Dimmer included*

□ CE ⚡ IP 20 ENEC

Bianco, nero, cremisi, greige.  
*White, black, crimson, greige.*



Il segno sottile e flessibile dell'icona di design Twiggy diventa oversize in Twice as Twiggy, una lampada da terra progettata per i grandi spazi. Un sistema di contrappesi permette di scegliere l'altezza del paralume, dotato di due schede LED per una luce diretta verso il basso e diffusa verso l'alto.

*The slender and flexible design of Foscarini's iconic Twiggy becomes oversized with 'Twice as Twiggy': a floor lamp designed for large spaces. A system of counterweights allows you to choose the height of the lampshade, fitted with two LED boards for direct light pointing downwards and diffused light towards the ceiling.*

Collection →



p. 216

+ → Discover lifestyle images

Twiggy family  
Marc Sadler

Floor



Twiggy → p. 114

Twiggy Elle → p. 120

Twice as Twiggy → p. 122



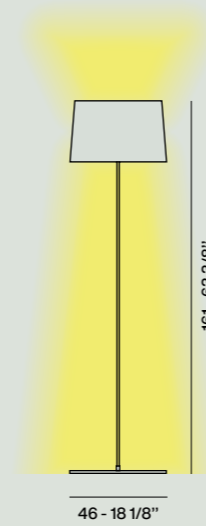
# Twiggy Lettura

Marc Sadler, 2008



## Twiggy Lettura

Floor



Materiale composito su base di fibra di vetro verniciato, policarbonato e metallo verniciato.  
*Coated fibreglass based composite material, polycarbonate and coated metal.*

220 / 240V: Max 3x77W E27  
120V: Max 3x100W E26

Dimmer incluso — *Dimmer included*

☐ CE IP 20 ENEC

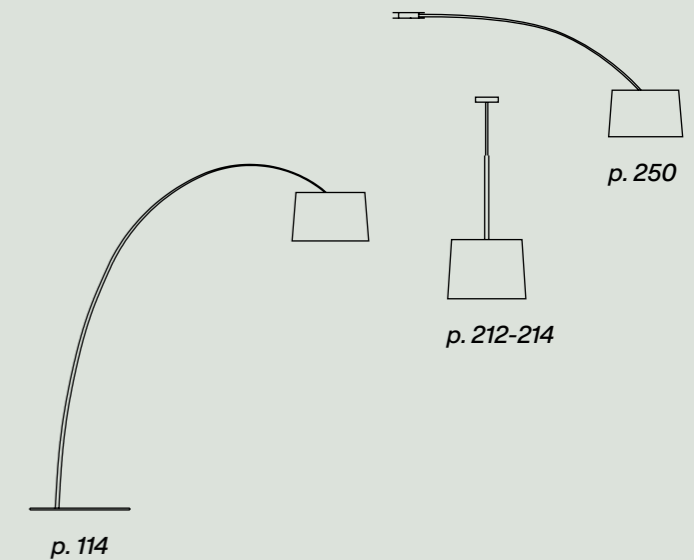
Bianco, nero.  
*White, black.*



Il concetto formale di leggerezza dell'iconica Twiggy viene declinato in questa versione da lettura dallo stelo sottile e dall'ampio diffusore che illumina efficacemente verso il basso e verso l'alto.


*The lightweight design concept of the iconic Twiggy is transformed into a reading light, featuring a slender stem and large diffuser that effectively provides both downlighting and uplighting.*

Collection →




# Uptown

Ferruccio Laviani, 2019



## Uptown

Floor



25 - 9 7/8"

Vetro temperato serigrafato, PMMA e acciaio inox.  
*Serigraphed tempered glass, PMMA and stainless steel.*

LED inclusi / *included*  
220 / 240V: 17,7W 2700 K 2498 lm CRI>80  
120V: 31W 2700 K 2498 lm CRI>80

Dimmer incluso — *included*

☐ CE IP 20 ENEC

Multicolore: giallo / rosso / blu.  
*Multicolour: yellow / red / blue.*



Una lampada-scultura dalla presenza totemica e di grande impatto. Suggestiva già da spenta, quando si illumina diventa protagonista assoluta dello spazio: la composizione di tre corpi in lastre di vetro si caricano di luce, che viene proiettata verso l'alto.

*A totemic lamp-sculpture with great visual impact. Already striking when switched off, when switched on UpTown plays the starring role in the room: the composition made up of three sheet-glass shapes fills with light, which is projected upwards.*

132	Allegro	180	Nuée
136	Allegretto	182	Plass
138	Aplomb + Aplomb mini	184	Plena
142	Aplomb Large	186	Rituals
146	Big Bang	188	Rituals XL
148	Big Bang L + XL	190	Satellight
150	Birdie	192	Spokes
152	Buds	196	Sun-Light of Love
154	Bump	200	Supernova
158	Caboche Plus	202	Tartan
162	Chouchin	204	Tite
164	Chouchin Reverse	206	Tress
166	Chouchin Bianco	208	Tress grande
168	Dolmen	210	Troag LED
170	Gem	212	Twiggy
172	Gregg	214	Twiggy Wood
174	Havana	216	Twice as Twiggy
176	Le Soleil	218	Uto
178	Lightweight		

**Allegro**  
Atelier Oi, 2007



Allegro

Suspension



# Allegro


Atelier Oi, 2007




## Allegro

## Suspension


Assai



Vivace



Ritmico



Alluminio verniciato e metallo cromato.  
*Varnished aluminium and metal.*

Allegro LED inclusi / *included*  
220 / 240V: 51W 3000 K 5684 lm CRI>90  
120V: 56W 3000 K 5684 lm CRI>90

Dimmerabile — *Dimmable*

Allegro  
220 / 240V: Max 1×300W R7s  
+ Max 1×100W E27 PAR 30  
120V: Max 1×200W RSC  
+ Max 1×75W E26 PAR 30



Assai oro, Vivace rame, Ritmico grafite.  
*Assai gold, Vivace copper, Ritmico graphite.*



Una collezione che prende forma grazie alla forza di gravità, con linee metalliche che disegnano la luce ed emettono suoni se sfiorate. A questa “musicalità” si ispira il nome delle tre versioni, di dimensioni importanti, con finiture e forme diverse. Illuminazione diffusa, diretta verso il basso e riflessa a soffitto.


*A collection that takes form thanks to the force of gravity, with metal lines that shape the light and emit sounds when touched. This “musical” character is behind the name of the three versions, large in size, with different finishes and forms. Diffused light, directed downward and reflected from the ceiling.*



## Allegretto

## Suspension

Assai



Vivace



Ritmico



Alluminio verniciato e metallo cromato.  
Varnished aluminium and metal.

220 / 240V: Max 2x100W E27 PAR 30  
120V: Max 2x75W E26 PAR 30



Assai oro, Vivace rame, Ritmico grafite.  
Assai gold, Vivace copper, Ritmico graphite.



Proporzioni e volumi studiati in funzione di una dimensione più contenuta. Un'armonia di sottili linee metalliche, che creano forme tridimensionali e giochi di luce ed ombre, in tre variazioni sul tema. Offre un'illuminazione diffusa, diretta verso il basso e riflessa a soffitto.

*More compact proportions and volumes, designed to conserve the harmony of the slender metal lines that create three-dimensional forms and games of light and shadow, in three variations on the theme. For diffused lighting, directed downward and reflected from the ceiling.*



[+](#) → Discover lifestyle images

Aplomb / Aplomb Mini

Lucidi e Pevere, 2010 - 2015



Aplomb

Suspension



# Aplomb / Aplomb Mini

Lucidi e Pevere, 2010 - 2015



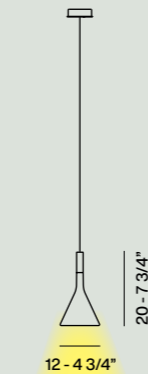
## Aplomb / Aplomb mini

Suspension

Aplomb



Aplomb mini



Cemento colato a mano e alluminio.  
*Hand pouring concrete and aluminium.*

220 / 240V\*: GU10 Max 1×8W PAR 16  
120V\*: GU10 Max 1×9W PAR 16




Aplomb: rosso mattone, giallo sabbia, verde oliva, bianco, grigio cemento, marrone.

Aplomb mini: bianco, grigio cemento, marrone.

*Aplomb: brick red, sand yellow, olive green, white, concrete grey, brown.*

*Aplomb mini: white, concrete grey, brown.*

Aplomb:



Aplomb mini:




\* 220 / 240V: cavo nero o bianco / *black or white cable*  
120V: cavo trasparente / *clear cable*

Una lampada in cemento dalle dimensioni contenute che proietta un fascio di luce diretta e puntuale sul piano sottostante. L'esclusivo amalgama di cemento, dall'aspetto materico al contempo grezzo e raffinato, è arricchito di pigmenti per ottenere le diverse colorazioni. Ancora più compatta la versione mini.

*A lamp made of concrete, compact in size, to project a direct beam with precision onto the surface below.*

*The exclusive concrete mix, with a simultaneously rugged and refined look, is enhanced by pigments to obtain different colours. The mini version is even more compact.*

Collection →



p. 142



p. 254



p. 314



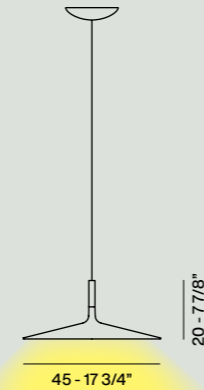
# Aplomb Large

Lucidi e Pevere, 2016



## Aplomb Large

## Suspension



Cemento colato a mano, alluminio e policarbonato.  
*Hand pouring concrete, aluminium and polycarbonate.*

LED inclusi / *included*  
220 / 240V: 11,7W 2700 K 1279 lm CRI>90  
120V: 9,2W 2700 K 897 lm CRI>90  
*Bluetooth remote control version available*  
(220 / 240V only)

Dimmerabile — *Dimmable*



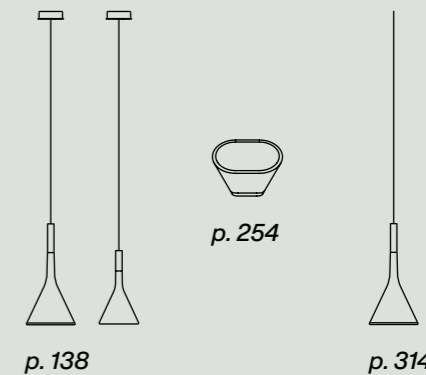
Bianco, grigio cemento, marrone.  
*White, concrete grey, brown.*



Spessori sottili, ampie dimensioni, una superficie materica ma piacevole al tatto: Aplomb Large rappresenta una sfida progettuale vinta grazie ad un processo totalmente artigianale. Con sorgente a LED integrato, diffonde un'illuminazione ad ampio raggio verso il piano sottostante.

*Minimal thickness, ample size, a rugged surface, yet pleasing to the touch: Aplomb Large represents a design challenge resolved through a totally handmade process. With built-in LEDs, it spreads light in a large beam across the surface below.*

Collection →



Aplomb family  
Lucidi e Pevere

Suspension

Ablomb mini → p. 140

Aplomb → p. 138

Aplomb Large → p. 142



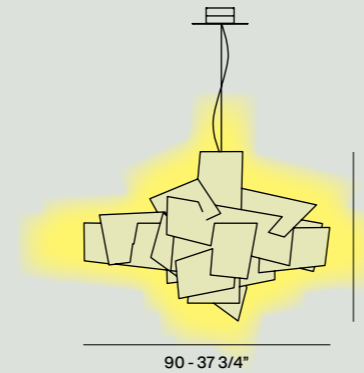
# Big Bang

Enrico Franzolini con  
Vicente Garcia Jimenez, 2005



## Big Bang

## Suspension



Metacrilato e alluminio verniciato.  
*Methacrylate and varnished aluminium.*

Big Bang LED inclusi / *included*  
220 / 240V: 37W 3000 K 3260 lm CRI>90  
120V: 41 W 3000 K 3260 lm CRI>90

Dimmerabile — *Dimmable*

Big Bang  
220 / 240V: Max 1×160W R7s  
120V: Max 1×200W RSC



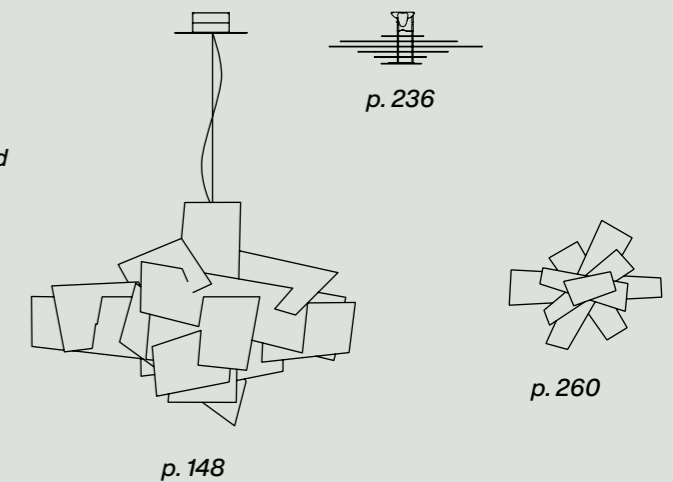
Bianco, rosso.  
*White, red.*



Intersezioni irregolari di piani nello spazio creano un volume di grande plasticità e impatto visivo. Offre una luce diretta sul piano inferiore e diffusa nell'ambiente. La particolare disposizione delle lastre in metacrilato garantisce il massimo della riflessione luminosa ed evita l'abbaglio.

*Irregular intersections of planes in space create a vivid sculptural volume of great visual impact. The lamp provides direct lighting on the surface below and diffused lighting in the room. The particular arrangement of the methacrylate panels ensures maximum reflection while preventing glare.*

Collection →




+ → Discover lifestyle images

# Big Bang L + XL

Enrico Franzolini con

Vicente Garcia Jimenez, 2005 - 2016



## Big Bang L + XL

Suspension

Big Bang L

Big Bang XL

Metacrilato e alluminio verniciato.  
*Methacrylate and coated aluminium.*

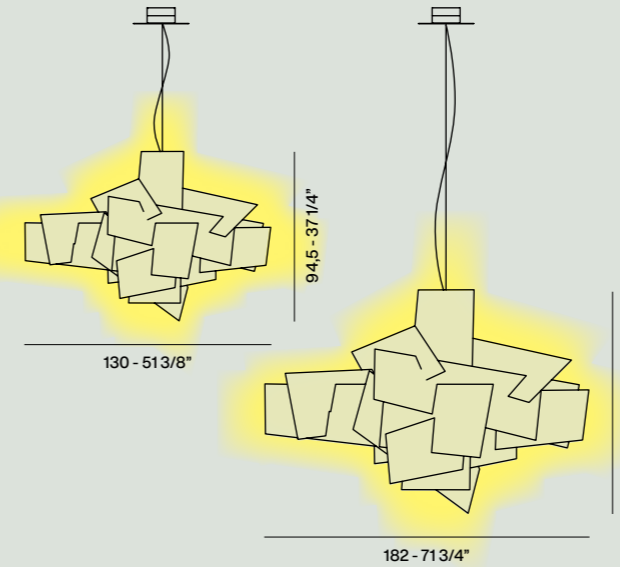
Big Bang L  
LED inclusi / *included*  
220 / 240V: 58W 3000 K 6084 lm CRI>90  
120V: 66W 3000 K 6084 lm CRI>90

Big Bang XL  
LED inclusi / *included*  
220 / 240V: 87W 3000 K 9126 lm CRI>90  
120V: 98W 3000 K 9126 lm CRI>90

Dimmerabile — *Dimmable*




Bianco, rosso.  
*White, red.*



Le versioni L e XL ampliano la forte valenza scenografica del modello, rendendolo ideale per spazi anche importanti dove creare suggestive architetture luminose. Perfetta per uso in composizione. Offre una luce diretta sul piano inferiore e diffusa nell'ambiente.  
*The L and XL versions expand the model's theatrical force, making it ideal for image spaces calling for evocative architectural lighting effects. Perfect for use in various configurations, the lamp offers direct light on the surface below, and diffused lighting in the room.*

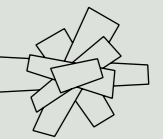
Collection →



p. 146



p. 236



p. 260

# Birdie

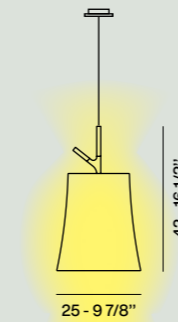
Ludovica + Roberto  
Palomba, 2013




## Birdie

## Suspension

grande



piccola



Polycarbonato e metallo verniciato.  
*Polycarbonate and varnished metal.*

Birdie grande  
220 / 240V: Max 1x105W E27  
120V: Max 1x100W E26

Birdie piccola  
220 / 240V: Max 1x70W E27  
120V: Max 1x70W E26

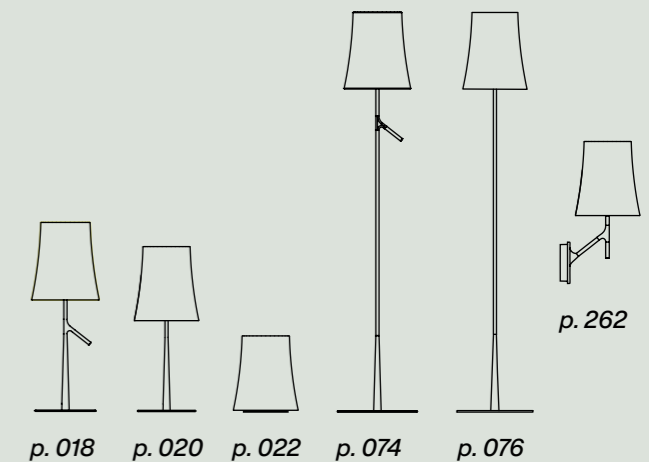


Bianco, grigio.  
*White, grey.*



Reinterpretazione in chiave contemporanea della classica lampada con paralume, Birdie è leggera, familiare, caratterizzata dal richiamo di un ramoscello pronto ad accogliere un uccellino, da cui il nome. Il diffusore in polycarbonato lascia filtrare una luce calda e intima nell'ambiente e la diffonde verso il basso.  
*A contemporary reinterpretation of the classic shaded lamp, Birdie is light, familiar, suggesting the image of a branch ready to welcome a bird - hence its name. The polycarbonate diffuser allows warm, intimate light to spread downward in the space.*

Collection →



# Buds

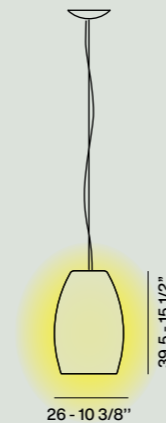
Rodolfo Dordoni, 2016



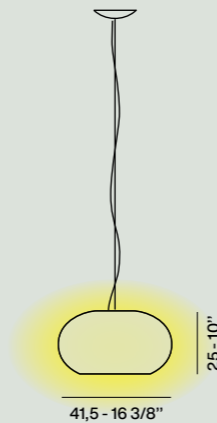
## Buds

## Suspension


Buds 1



Buds 2



Buds 3



Vetro incamiciato soffiato a bocca.  
*Blown glass.*

Buds 1-2-3  
220 / 240V: LED retrofit incluso / *included*  
21W E27 2700 K 2451 lm CRI>80  
Dimmerabile — *Dimmable*  
*Remote control version with Bluetooth app available*  
*(220/240V only)*  
120V: Max 1x60W E26

Buds 1-2-3 LED inclusi / *included*  
220 / 240V: 24W 2700 K 2581 lm CRI>90  
120V: 23W 2700 K 2291 lm CRI>90  
Dimmerabile — *Dimmable*



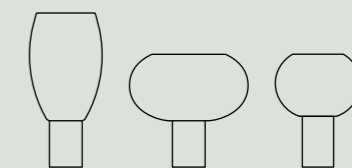
Buds 1 bianco caldo. Buds 2 grigio, bianco caldo.  
Buds 3 verde bambù, bianco caldo.  
*Buds 1 warm white. Buds 2 grey, warm white.*  
*Buds 3 bamboo green, warm white.*



Una famiglia di lampade in diverse forme e tonalità, studiate anche per creare composizioni multiple. Protagonista è la raffinata ricchezza del vetro soffiato con una lavorazione artigianale a cinque strati. La versione bianco caldo appare bianca da spenta e avorio da accesa.

*A family of lamps with different forms and tones, also developed to create multiple compositions. The protagonist is the refined beauty of blown glass, carefully crafted in five layers. The warm white version has a white hue when off, and an ivory colour when it is turned on.*

Collection →



+ → Discover lifestyle images

p. 024

# Bump

Ludovica + Roberto  
Palomba, 2020



# Bump

# Suspension



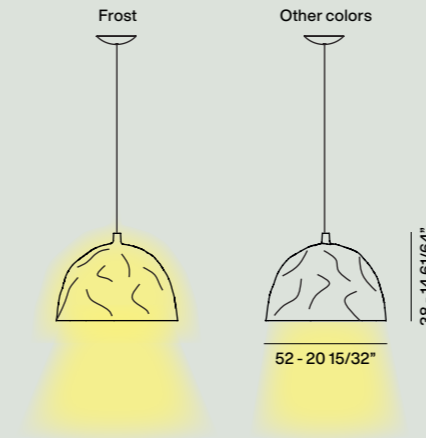
# Bump

Ludovica + Roberto  
Palomba, 2020



## Bump

## Suspension



PMMA o ABS stampato e verniciato a liquido.  
*Water-based varnished and moulded PMMA or ABS.*

220 / 240V\*: Max 1x30W E27  
120V\*: Max 1x30W E26

⊕ CE IP 20  ENEC

(Frost) trasparente satinato, oro, petrolio, nero.  
*(Frost) transparent satin, gold, petroleum blue, black.*




\* 220 / 240V: nero → cavo nero / *black* → *black cable*  
altri colori → cavo trasparente / *other colours* → *transparent cable*

120V: frost → cavo bianco / *white cable*  
altri colori → cavo nero / *other colours* → *black cable*

Una lampada a cupola con superficie irregolare che illumina con efficacia il piano sottostante. Nella versione "frost" la luce è diretta verso il basso e diffusa nell'ambiente attraverso la calotta traslucida. Nelle versioni opache la luce viene invece diretta solo verso il basso.  
*A dome lamp with an irregular surface that effectively illuminates the surface below it. In the "frost" version the light is aimed downward, while spreading into the room thanks to a translucent top. In the opaque versions the light is aimed only downward.*



 → Discover the monograph



# Caboche Plus

Patricia Urquiola con  
Eliaa Gerotto, 2005 - 2021



# Caboche Plus

Suspension



# Caboche Plus

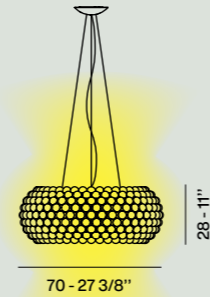
Patricia Urquiola con  
Eliana Gerotto, 2005 - 2021



## Caboche Plus

## Suspension


grande



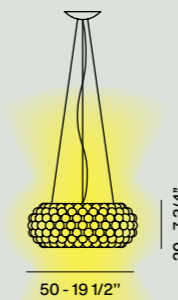
piccola



media



media R7s



PMMA, metallo cromato e alluminio,  
(solo R7s) vetro soffiato.  
PMMA, chromed metal and aluminium,  
(only R7s) blown glass.

Caboche Plus grande LED inclusi / included  
220 / 240V: 28W 2700 K 3850 lm CRI>90  
120V: 33,5W 2700 K 3850 lm CRI>90

Caboche Plus media LED inclusi / included  
220 / 240V: 23W 2700 K 3200 lm CRI>90  
120V: 27W 2700 K 3200 lm CRI>90  
Remote control version with Bluetooth app available  
(220 / 240V only) Tunable white (220V only)  
Dimmerabile — Dimmable

Caboche Plus media  
220 / 240V: halo Max 1x160W R7s  
120V: halo Max 1x150W RSC

Caboche Plus piccola LED inclusi / included  
220 / 240V: 7W 2700 K 1000 lm CRI>90, on/off  
120V: 9,5W 2700 K 1000 lm CRI>90, on/off

⊕ CE (no media R7s) IP 20 ENEC UL LISTED

Trasparente, grigio. Transparent, grey.



Più trasparenza, più leggerezza formale e una luce ancora più brillante. Nuovi archetti, un nuovo sistema di aggancio "a baionetta" e nuove sfere, che sembrano galleggiare nel vuoto una volta montate, garantiscono un effetto di trasparenza totale molto suggestivo. Quando è accesa, la luce si diffonde senza interferenze illuminando l'ambiente a 360° con un fascio sia diretto sul piano sia riflesso verso l'alto. Proposta in un nuovo raffinato colore grigio.

More transparency, lighter shapes and an even brighter light. New arches, a new "twist lock" attachment system and new spheres, that appear to float in space once mounted, create a truly beguiling total transparency effect. When it is switched on, light spreads without interference through 360°, with a beam both directed below and upwards. Available in the new, sophisticated grey colour.


Collection →



p. 238



p. 266



p. 026



p. 078

+ → Discover the monograph

# Chouchin


Ionna Vautrin, 2011



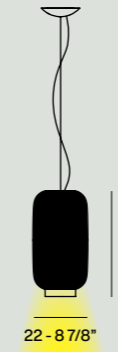
## Chouchin

## Suspension

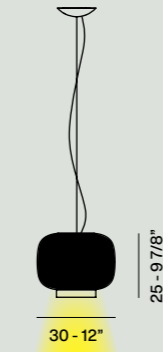
Chouchin 1



Chouchin 2



Chouchin 3



Vetro soffiato verniciato.  
Lacquered blown glass.

Chouchin  
220 / 240V: LED retrofit incluso / included  
21W E27 2700 K 2451 lm CRI>80  
Remote control version with Bluetooth app available  
(220 / 240V only)  
120V: Max 1x60W E26

Chouchin LED inclusi / included  
220 / 240V: 24W 2700 K 2581 lm CRI>90  
120V: 23W 2700 K 2291 lm CRI>90

Dimmerabile — Dimmable

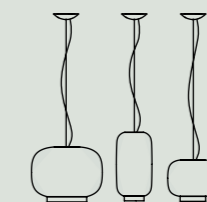


Chouchin 1 arancio, Chouchin 2 verde, Chouchin 3 grigio.  
Chouchin 1 orange, Chouchin 2 green, Chouchin 3 grey.



Richiamo alle tipiche lanterne giapponesi, rivisitate in chiave contemporanea. Tre modelli - coordinabili tra loro - che giocano sul contrasto fra il vetro soffiato verniciato lucido, con colorazioni calde e pastose impermeabili alla luce e la parte inferiore bianca che si illumina e diffonde la luce verso il basso.  
A reminder of typical Japanese lanterns, in a contemporary reinterpretation. The three coordinated models play with the contrast between glossy coated blown glass - in warm, creamy colours impermeable to light - and the white lower portion that glows, spreading light downward.

Collection →



p. 268

p. 164 - 166

# Chouchin Reverse

Ionna Vautrin, 2015 - 2021



# Chouchin Reverse

Suspension



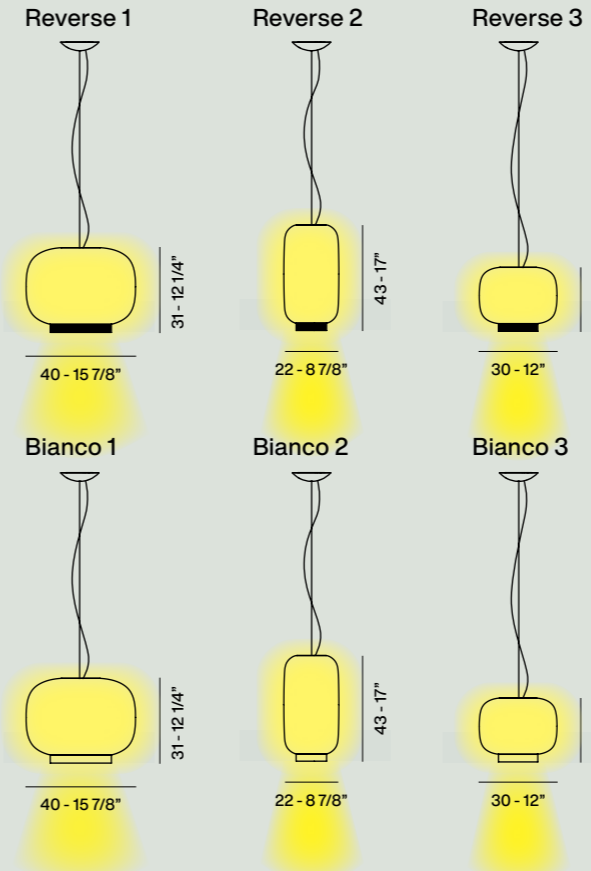
# Chouchin Bianco

Ionna Vautrin, 2015 - 2021



## Chouchin Reverse / Chouchin Bianco

Suspension



Reverse: vetro soffiato verniciato. *Lacquered blown glass.*  
Bianco: vetro soffiato. *Blown glass.*


1-2-3 Reverse / Bianco  
220 / 240V: LED retrofit incluso / *included*  
21W E27 2700 K 2451 lm CRI>80  
*Remote control version with Bluetooth app available (220 / 240V only)*  
120V: Max 1x60W E26

1-2-3 Reverse / Bianco LED inclusi / *included*  
220 / 240V: 24W 2700 K 2581 lm CRI>90  
120V: 23W 2700 K 2291 lm CRI>90

Dimmerabile — *Dimmable*



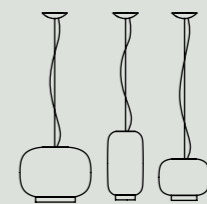
Reverse 1: bianco+arancio / bianco+oro,  
Reverse 2: bianco+verde / bianco+nero,  
Reverse 3: bianco+grigio.  
*Reverse 1: white+orange / white+gold,*  
*Reverse 2: white+green / white+black,*  
*Reverse 3: white+grey.*  
Bianco 1-2-3: bianco. *White.*



Rilettura contemporanea delle tradizionali lanterne giapponesi, Chouchin Reverse è caratterizzata dal colletto inferiore colorato e offre una luce diversa rispetto a Chouchin. Disponibile in nuove cromie raffinate e contemporanee e in una nuova versione totalmente bianca. Il diffusore in vetro soffiato diffonde una luminosità solare e brillante nell'ambiente, oltre a dirigerla verso il basso.

*A contemporary take on traditional Japanese lanterns, Chouchin Reverse stands out for its coloured lower border, providing a different kind of light with respect to Chouchin. Available with new refined and contemporary colours and in a completely white version. The blown glass diffuser spreads sunny, bright light into the space, aiming the glow downward at the same time.*

Collection →



p. 162 - 164

p. 268

+ → Discover the monograph

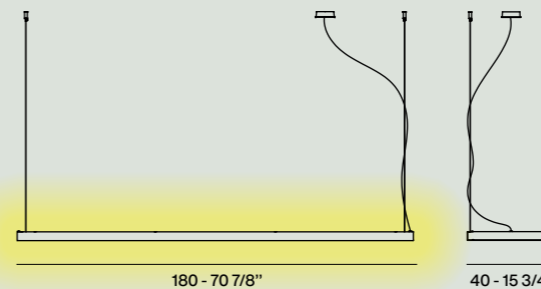
# Dolmen

Ferruccio Laviani, 1996 - 2017



## Dolmen

Suspension



Alluminio anodizzato e PMMA.  
Anodised aluminium and PMMA.

LED inclusi / included  
220 / 240V: 47W 2700 K 6486 lm CRI>90  
120V: 57W 2700 K 6486 lm CRI>90  
Dimmerabile — Dimmable



Alluminio. Aluminium.



Carattere deciso e una personalità subito riconoscibile.  
Un iconico concetto di lampada-scultura, nato a metà degli anni Novanta e rivisitato alla luce della tecnologia LED. Proietta la luce verso il soffitto e verso il basso attraverso i quattro grandi fori, simili agli oblò di una nave.  
*A forceful character, an immediately recognizable personality. An iconic lamp-sculpture concept created in the mid-1990s and reinterpreted for LED technology. The lamp sends light towards the ceiling and downward through four large openings resembling the portholes of a ship.*

Collection →



p. 080

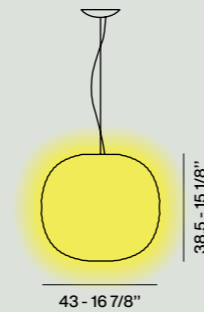
# Gem

Ludovica + Roberto  
Palomba, 2017 - 2019



## Gem

## Suspension



Vetro soffiato in rilievo e acidato.  
*Blown acid-etched glass with reliefs.*

Gem  
220 / 240V: LED retrofit incluso / *included*  
21W E27 2700 K 2451 lm CRI>80  
Dimmerabile — *Dimmable*  
*Remote control version with Bluetooth app available*  
*(220/240V only)*  
120V: Max 1x100W E26

Gem LED inclusi / *included*  
220 / 240V: 24W 2700 K 2581 lm CRI>90  
120V: 23W 2700 K 2291 lm CRI>90  
Dimmerabile — *Dimmable*



Vetro: bianco.  
Montatura: bianco, oro, grafite  
*Glass: white.*  
*Frame: white, gold, graphite.*

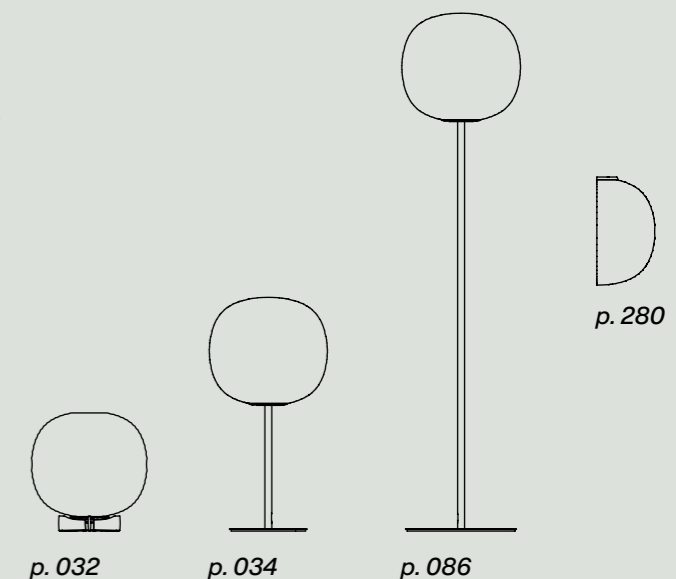


Una vibrazione fluida sul vetro, una particolare lavorazione che la rende inconfondibile anche da spenta. Le sfaccettature tridimensionali, con linee che si intersecano sulla superficie, sono ottenute con la tecnica artigianale della soffiatura a bocca del vetro in uno stampo con incisioni.

*A fluid vibration on glass, with special craftsmanship that makes it unique also when off. The three-dimensional facets, with lines intersecting on the surface, are made by blowing glass into an etched mould.*

Mix&Match collection → p.338

Collection →



+ → Discover lifestyle images

# Gregg


Ludovica + Roberto  
Palomba, 2007




## Gregg

## Suspension


grande



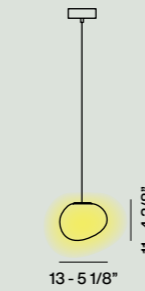
media



MIDI



piccola



Vetro soffiato satinato. *Blown acid-etched glass.*

Gregg grande / media  
220 / 240V: LED retrofit incluso / *included*  
21W E27 2700 K 2451 lm CRI>80  
*Remote control version with Bluetooth app available (220 / 240V only)*  
Gregg grande 120V: Max 1x100W E26  
Gregg media 120V: Max 1x60W E26

Gregg grande / media LED incluso / *included*  
220 / 240V: 24W 2700 K 2581 lm CRI>90  
120V: 23W 2700 K 2291 lm CRI>90  
Dimmerabile — *Dimmable*

Gregg MIDI  
220 / 240V: LED retrofit inclusi / *included*  
6,5W E14 2700 K 806 lm CRI>80  
120V: Max 1x20W LED TYPE G E12  
Dimmerabile — *Dimmable*

Gregg piccola  
220 / 240V: 1x8W G9  
120V: Max 1x8W G9

CE IP 20 ENEC (no MIDI)

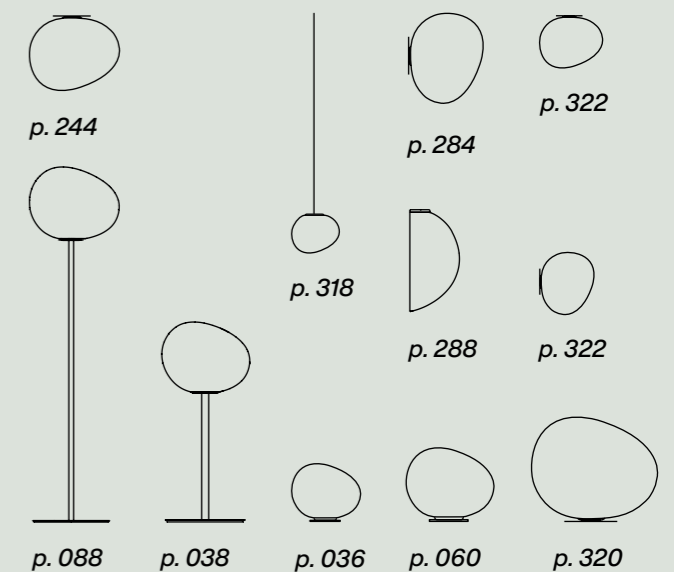
Vetro: bianco. Montatura: bianco, oro o grafite (solo Gregg grande e media).  
*Glass: white. Frame: white, gold or graphite (only Gregg grande and media).*

Tra le collezioni più versatili e trasversali, si inserisce in ogni tipo di contesto. Il diffusore satinato bianco dalla forma organica e asimmetrica irradia una luce calda e uniforme. La forma chiusa la rende di facile inserimento anche su altezze diverse. In composizione si offre agli impieghi più sorprendenti.

*One of the most versatile collections, ideal for insertion in any type of context. The white frosted shade with its organic, asymmetrical form emits warm, uniform light. The closed form makes it easy to insert at different heights. Arranged in compositions, it offers a surprising range of applications.*

Mix&Match collection → p.338

Collection →



+ → Discover lifestyle images




# Havana

Joseph Forakis, 1993



## Havana

## Suspension



Polietilene stampato a iniezione e metallo verniciato.  
*Injection moulded polyethylene and coated metal.*

220 / 240V: Max 1x105W E27  
120V\*: Max 1x100W E26



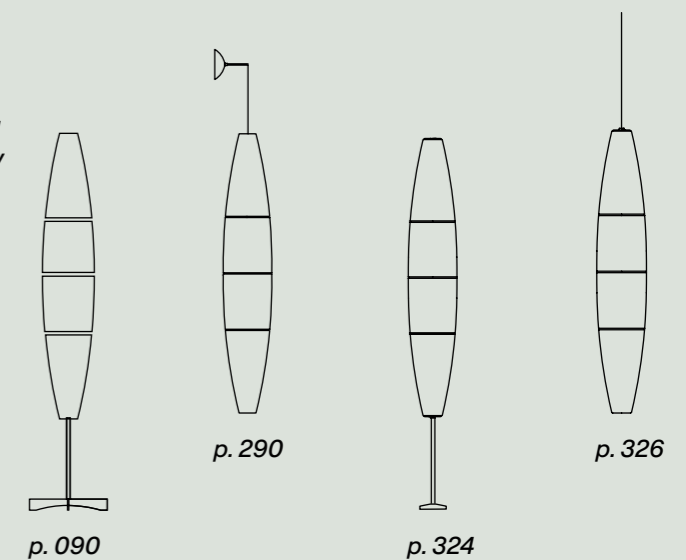
Bianco. *White.*



\* 120V: cavo nero / *black cable*

Modello di grande successo, con la sua inconfondibile forma a sigaro composta da quattro sezioni tenute insieme da piccoli ganci metallici, è parte della collezione permanente del MoMa di New York. Una lampada che non si inserisce nello spazio, ma lo crea, diffondendo una luminosità calda e soffusa.  
*A very successful model, with its inimitable cigar shape composed of four segments held together by small metal fasteners, part of the permanent collection of MoMA New York. A lamp that is not inserted in space but creates it, spreading soft, warm light.*

Collection →




# Le Soleil

Vicente Garcia Jimenez, 2009



## Le Soleil

## Suspension



Policarbonato stampato a iniezione e metallo verniciato.  
*Injection moulded polycarbonate and coated metal.*

Le Soleil  
220 / 240V: Max 3×70W E27 + 1×75W GU10 PAR 16  
120V: Max 3×70W E26 + 1×75W GU10

Le Soleil LED inclusi / *included*  
220 / 240V: 46W 2700 K 4460 lm CRI>90  
Dimmerabile — *Dimmable*

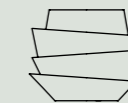


Bianco. *White.*



Un'architettura sospesa che richiama il profilo del Guggenheim Museum di New York. Le fasce irregolari movimentano il volume e la rendono diversa a seconda del punto di vista, creando un particolarissimo gioco di luce riflessa e diffusa. Vero centro di attrazione visivo.  
*A suspended work of architecture, suggesting the profile of the Guggenheim Museum in New York. The irregular bands add dynamism to the volume and make its image differ depending on the vantage point, in a unique game of reflected and diffused light. A true focal point.*

Collection →



p. 294

+ → Discover lifestyle images

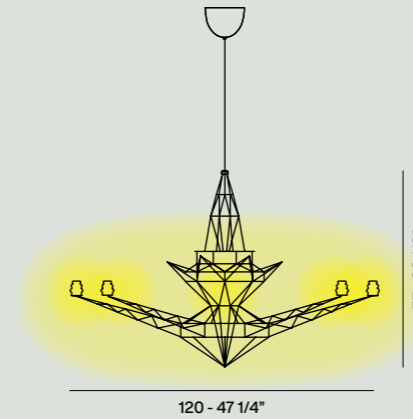
# Lightweight

Tom Dixon, 1995



## Lightweight

## Suspension



Metallo anodizzato.  
*Anodized metal.*

220 / 240V: Max 8×20W G4 12V  
120V: Max 8×20W G4 12V

⊕ CE IP 20 ENEC

Anodizzato. *Anodized.*



Il classico lampadario a bracci viene spogliato da tutti i decori: ne resta solo lo scheletro. Realizzata a mano saldando insieme centinaia di elementi, coniuga l'innovazione del segno e la tradizione di un processo produttivo semiartigianale. Otto piccoli diffusori in vetro soffiato acidato diffondono una luce intensa.  
*The classic chandelier with arms, stripped of all its decorations: only the skeleton remains. Crafted by hand by welding together hundreds of parts, it combines an innovative image with a semi-traditional production process. Eight small diffusers in etched blown glass propagate intense light.*

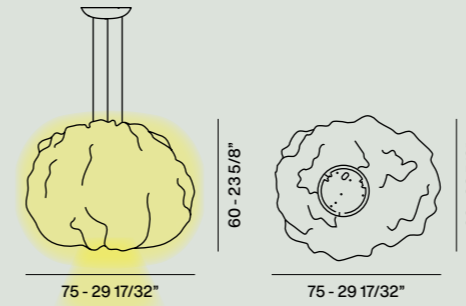
# Nuée

Marc Sadler, 2019



## Nuée

## Suspension



Tessuto tridimensionale tecnico e metallo verniciato.  
*Three-dimensional technical fabric and varnished metal.*

LED inclusi / included  
220 / 240V: 29W 3000 K 3749 lm CRI>90  
120V: 34W 3000 K 3749 lm CRI>90  
Dimmerabile — *Dimmable*  
*Remote control version with Bluetooth app available (220/240V only)*

⚡ CE IP 20  ENEC

Bianco. *White.*



Una nuvola di luce da modellare a piacimento, realizzata in un tessuto tecnico tridimensionale, lavorato con una tecnologia che Foscarini introduce per prima nel settore dell'illuminazione. Leggera e aerea, ha una doppia illuminazione. La prima si sprigiona dall'interno della nuvola. Un secondo fascio è diretto verso il basso, per illuminare un piano d'appoggio o un camminamento.  
*A cloud of light to be modelled as you see fit, made with a technical three-dimensional fabric, processed using technology which Foscarini is the first to introduce in the lighting industry. Light-weight and suspended, it offers double lighting. The first light is shed from inside the cloud. The second beam is directed down, to light a supporting surface or walkway.*



[+](#) → Discover the monograph

# Plass

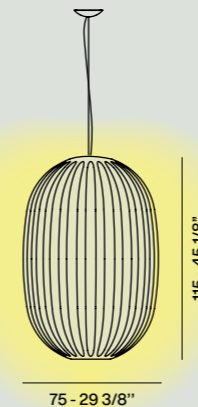
Luca Nichetto, 2011 - 2015



## Plass

## Suspension

grande



media



Policarbonato stampato in rotazionale e alluminio.  
*Rotational moulded polycarbonate and aluminium.*


Plass grande LED inclusi / *included*  
220 / 240V: 30W 3000 K 2500 lm CRI>80W  
+ LED retrofit incluso / *included* 1×9,5W 2700 K 650 lm  
E27 PAR 30  
120V: 30W 3000 K 2500 lm CRI>80 + 1×12W E26 PAR 30

220 / 240V: Max 6×60W G9 + 1×100W E27 PAR 30  
120V: Max 6×60W G9 + 1×75W E26 PAR 30

Plass media  
220 / 240V: Max 1×116W E27 + 1×75W GU10 PAR 20  
Max 1×116W E27  
120V: Max 1×100W E26 + 1×50W GU10



Azzurro (solo versione media), grigio.  
*Light blue (only medium version), grey.*



Si ispira nella forma e nei colori alle perle di vetro della tradizione veneziana, ma è realizzata in policarbonato trasparente. La superficie è caratterizzata da lievi imperfezioni che ricordano il vetro artigianale e fanno vibrare la luce. Due misure per progetti su grande scala o più contenuti.

*Based on the form and colours of the glass beads of the Venetian tradition, but made with transparent polycarbonate. The surface has slight imperfections that suggest handcrafted glass, making the light vibrate. In two sizes for large-scale or more compact projects.*

Collection →



p. 058

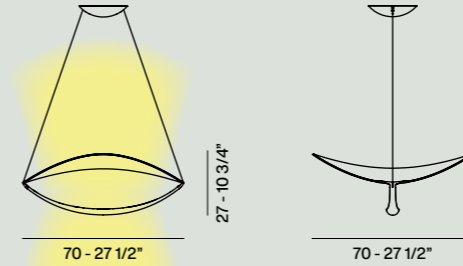
# Plena

Eugenio Gargioni e  
Guillaume Albouy, 2017



## Plena

## Suspension



PVC e alluminio verniciati.  
*Varnished PVC and aluminium.*

LED inclusi / included  
220 / 240V: 32W 2700 K 3530 lm CRI>90  
*Remote control version with Bluetooth app available  
(220/240V only)*  
120V: 40W 2700 K 3530 lm CRI>90  
Dimmerabile — *Dimmable*



Bianco. *White.*



Dalla luna prende il nome e una luce che affascina: riflessa sul piano sottostante e diffusa verso il soffitto grazie allo speciale telo con alta riflettività della luce. Illumina completamente una stanza mantenendosi morbida e avvolgente, senza abbagliare. Grande nelle dimensioni, ma dalla presenza dinamica e leggera.  
*Like the fascinating light of the full moon: reflected on the surface below, or spreading toward the ceiling thanks to a special high-reflection fabric. The lamp brightens the whole room with its soft, enveloping presence, completely free of glare. Large in size, but light and dynamic.*

[+](#) → Discover lifestyle images

# Rituals


Ludovica + Roberto  
Palomba, 2013




## Rituals

## Suspension

Rituals 1



Rituals 2



Vetro soffiato satinato inciso e metallo verniciato.  
*Blown engraved satin glass and varnished metal.*


Rituals 1 - 2 - 3  
220 / 240V: Max 1x70W E27  
120V: Max 1x60W E26



Bianco. *White.*



Rituals 3



Ricordano le lanterne in carta della cultura orientale, ma sono realizzate in un vetro soffiato a bocca dall'aspetto piacevolmente gessoso, arricchito da sottili incisioni, in forme diverse e complementari. Le linee orizzontali sono al contempo decoro e filtrano la luce, che si diffonde calda e soffice nell'ambiente.

*Resembling the paper lanterns of oriental culture, but made with handcrafted blown glass with a pleasantly chalky appearance enhanced by slender incisions, in different and complementary forms. The horizontal lines are decorative but also filter the light, spreading its soft warmth into the room.*

Collection →



p. 248



p. 188



p. 300



p. 298



p. 062



p. 066



p. 104

+ → Discover lifestyle images

# Rituals XL


Ludovica + Roberto  
Palomba, 2015



## Rituals XL

## Suspension

Rituals XL




Vetro soffiato satinato inciso e metallo verniciato.  
*Blown engraved satin glass and varnished metal.*

Rituals XL  
220 / 240V: LED retrofit incluso / *included*  
21W E27 2700 K 2451 lm CRI>80  
Dimmerabile — *Dimmable*  
*Remote control version with Bluetooth app available*  
*(220/240V only)*  
120V: Max 1x100W E26

Rituals XL LED inclusi / *included*  
220 / 240V: 24W 2700 K 2581 lm CRI>90  
120V: 23W 3000 K 2291 lm CRI>90  
Dimmerabile — *Dimmable*



Vetro: bianco. Montatura: bianco, oro, grafite  
*Glass: white. Frame: white, gold, graphite.*



Ampie dimensioni e una luminosità calda e morbida che si sprigiona dal vetro soffiato solcato da incisioni, frutto di un sapiente lavoro artigiano. Le linee orizzontali di diverso spessore che si rincorrono sulla superficie filtrano e modulano l'intensità della luce creando un particolare effetto di chiaroscuro.

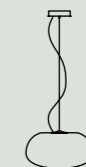
*Large size and warm, soft light released by blown glass engraved to add a finely crafted surface. The horizontal lines of different thicknesses crossing the lamp filter and vary the intensity of the light, creating a particular chiaroscuro effect.*

Mix&Match collection → p.338

Collection →



p. 248



p. 186



p. 300




p. 298



p. 062



p. 066



p. 104




# Satellight

Eugeni Quitllet, 2017



## Satellight

## Suspension



Vetro cristallo soffiato a bocca e vetro incamiciato acidato.  
*Hand-blown crystal glass and cased acid-etched glass.*

220 / 240V: LED retrofit incluso / *included*  
21W E27 2700 K 2451 lm CRI>80  
Dimmerabile - *Dimmable*  
*Remote control version with Bluetooth app available (220/240V only)*  
120V: Max 1x60W E26



Bianco e trasparente.  
*White and transparent.*



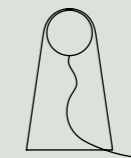
Un design poetico e sorprendente, completamente realizzato in vetro soffiato a bocca. Il diffusore satinato bianco è inserito in un corpo trasparente che, come per magia, sembra sostenere il cuore luminoso e trattenerne la luce. Trasmette una luminosità calda, morbida e gentile che non abbaglia gli occhi.

*A poetic, surprising design made completely in handcrafted blown glass. The white frosted diffuser is inserted in a transparent body that seems to levitate the luminous core and capture its light as if by magic. The lamp transmits warm, soft light, completely without glare.*

Collection →



p. 302



p. 068

+ → Discover lifestyle images

# Spokes

Garcia Cumini, 2015 - 2019



Spokes

Suspension



# Spokes

Garcia Cumini, 2015 - 2019



## Spokes

## Suspension

Spokes 1



32,5 - 12 3/4"

71 - 28"

Spokes 2



52 - 20 1/2"

52,5 - 20 5/8"

Spokes 3



61 - 24"

42 - 16 1/2"

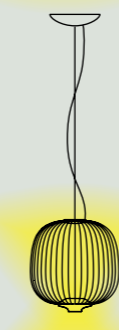
Spokes 2 MIDI



45 - 17 3/4"

45 - 17 3/4"

Spokes 2 Piccola



34 - 13 3/8"

35 - 13 3/4"

Spokes 2 Large



70 - 27 1/2"

73 - 28 3/4"

Acciaio e alluminio verniciati.  
Varnished steel and aluminium.

Spokes 1 - 2 - 2 MIDI - 2 Large - 3  
220 / 240V: 30W 2700 K 3000 lm CRI>90  
120V: 40W 2700 K 3077 lm CRI>90  
Remote control version with Bluetooth app available  
(220/240V only)

Spokes 2 piccola  
220 / 240V: 19W 2700 K 2237 lm CRI>90  
120V: 22W 2700 K 2237 lm CRI>90  
Remote control version with Bluetooth app available  
(220/240V only)

Dimmerabile — Dimmable



Bianco, nero, grafite, oro, rame.  
White, black, graphite, gold, copper.



Volumi leggeri che contengono la luce e al contempo la lasciano filtrare nello spazio. La doppia sorgente luminosa a LED illumina perfettamente il piano sottostante, creando contemporaneamente magici giochi di luce e ombre su pareti e soffitto. Ampia versatilità offerta da forme, misure e colori differenti. *Light volumes that contain light and at the same time allow it to flow into space. The double LED source lights the surface below perfectly, while creating magical games of light and shadow on the walls and ceiling. A truly versatile model, thanks to the range of forms, sizes and colours.*



+ → Discover the monograph

Spokes piccola

**Sun-Light of Love**  
Tord Boontje, 2019




Sun-Light of Love

Suspension




# Sun-Light of Love

Tord Boontje, 2019



## Sun-Light of Love

## Suspension



Acciaio e alluminio verniciati a liquido.  
*Varnished steel and aluminium.*

LED inclusi / *included*  
220 / 240V: 32W 2700 K 3170 lm CRI>90  
120V: 38W 2700 K 3170 lm CRI>90

*Remote control version with Bluetooth app available  
(220/240V only)*

120V: dimmerabile — *dimmable*

⊕ CE IP 20 ENEC cUL LISTED  
Bianco, oro. *White, gold.*



Come il sole dai contorni incandescenti e inafferrabili, non ha un preciso inizio né fine: 390 raggi in acciaio danno vita a una lampada a sospensione scultorea e dal forte impatto. La doppia fonte luminosa – diretta verso il basso e indiretta verso l'alto – la rende perfetta sia per illuminare una stanza sia per creare un'atmosfera intima attorno ad un tavolo. Due finiture colore ne modulano il carattere.

*Like the sun with its molten, unfathomable contours, it has no precise beginning or end. 390 steel rays give life to a suspension lamp with great presence and personality. The double light source - directed downward and diffused upward - makes it perfect to light a room or to create a cosy atmosphere around a table. Two colour finishes set the tone of the lamp.*



+ → Discover the monograph

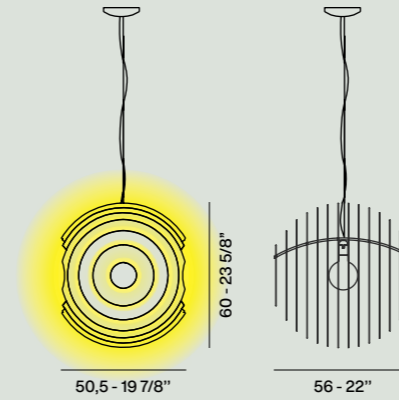
# Supernova

Ferruccio Laviani, 2000



## Supernova

## Suspension



Alluminio naturale o verniciato.  
*Lacquered or natural aluminium.*

220 / 240V: Max 1×150W E27  
120V: Max 1×100W E26



Alluminio, fucsia.  
*Aluminium, fuchsia.*



Sorprendente volume sferico creato dalla composizione di piani bidimensionali: 7 coppie di dischi diversi agganciati a un'asta. Il particolare design dei dischi metallici crea un affascinante effetto di luce riflessa e un chiaroscuro di ombre. La lampadina al centro è come il nucleo incandescente di un pianeta.

*A surprising spherical volume created by assembling two-dimensional planes: 7 pairs of different disks, attached to a rod. The particular design of the metal disks creates a fascinating effect of reflected light and shadows. The light source at the centre is like the incandescent nucleus of a planet.*

[+](#) → Discover lifestyle images


# Tartan

Ludovica + Roberto  
Palomba, 2015



## Tartan

## Suspension



Vetro soffiato in rilievo e acidato.  
*Blown acid-etched glass with reliefs.*

Tartan  
220 / 240V: LED retrofit incluso / *included*  
21W E27 2700 K 2451 lm CRI>80  
Dimmerabile — *Dimmable*  
*Remote control version with Bluetooth app available*  
*(220/240V only)*  
120V: Max 1×100W E26

Tartan LED inclusi / *included*  
220 / 240V: 24W 2700 K 2581 lm CRI>90  
120V: 23W 3000 K 2291 lm CRI>90  
Dimmerabile — *Dimmable*



Bianco. *White.*



Vetro soffiato ricco di personalità, ottenuto con una particolare tecnica di soffiatura a bocca, che ricrea l'effetto del famoso tessuto scozzese. Caratterizzata da linee e pieghe che ne percorrono la superficie, generando un gioco grafico di luci e ombre. Illuminazione diretta verso il basso e soffusa nell'ambiente.  
*Blown glass with a vivid personality, crafted by hand with a particular technique to recreate the effect of the famous Scottish fabric. The lines and folds running across the surface generate the graphic interplay of lights and shadows. Direct downward lighting combined with soft ambient glow.*

[+](#) → Discover lifestyle images

# Tite

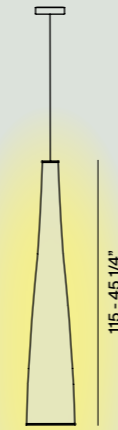
Marc Sadler, 2000



## Tite

## Suspension

Tite 1



21-8 3/8"

Tite 2



21-8 3/8"

Tessuto di vetro con fibra di carbonio e metallo nichelato.  
*Fiberglass fabric with carbonium thread and nickel-plated steel.*

220 / 240V: Max 1x116W E27  
120V: Max 1x100W E26



Nero. *Black.*



Realizzata con un innovativo mix di fibra di vetro e filo di carbonio nero: una sintesi geniale che funge da decoro grafico e struttura funzionale. Vincitrice del premio Compasso d'Oro ADI. Quando è accesa la luce dà risalto al decoro e proietta verso il basso un intenso e caldo fascio luminoso.

*Made with an innovative mixture of fiberglass and black carbon thread: a brilliant combination that provides a decorative graphic effect along with a functional structure. Winner of the Compasso d'Oro ADI award. When the light is on the pattern is enhanced, as the lamp projects an intense, warm downward beam.*

Collection →



p. 096



Compasso  
D'Oro 2001



Tress  
Marc Sadler, 2009



Tress

Suspension

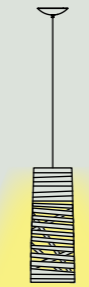
media



25 - 9 7/8"

110 - 43 1/4"

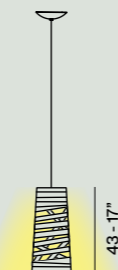
piccola



23 - 9 1/4"

61 - 24"

mini



20 - 7 3/4"

43 - 17"


Materiale composito su base di fibra di vetro verniciato e metallo cromato.  
*Coated fibreglass-based composite material and chromed metal.*

Tress media / piccola  
220 / 240V: Max 1x100W E27 PAR 30  
120V: Max 1x75W E26 PAR 30

Tress mini  
220 / 240V: Max 1x75W GU10 PAR 20  
120V: Max 1x75W GU10 PAR 16



Bianco, nero, greige.  
*White, black, greige.*

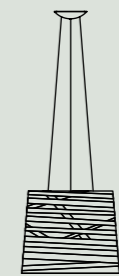


Magico intreccio di pieni e vuoti, ottenuta con un processo artigianale avvolgendo un nastro in materiale composito con ordinata casualità. Forte presenza scenica e inconfondibile segno grafico, è studiata per illuminare un'area specifica nello spazio sottostante.  
*A magical weave of full and empty zones, obtained with a process of workmanship in which a ribbon of composite material is wrapped in a random yet orderly way. A striking theatrical presence with an inimitable graphic image, the lamp has been developed to light a specific area below.*

Collection →



p. 110



p. 208



p. 308

# Tress grande

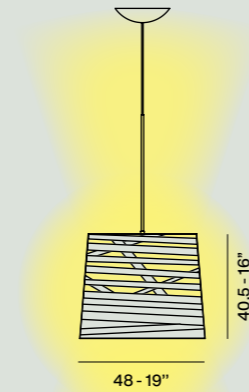
Marc Sadler, 2009



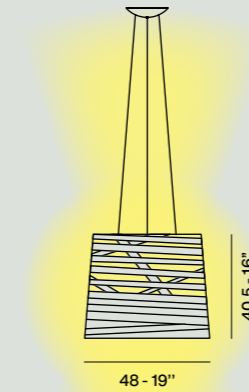
## Tress grande

Suspension

Tress grande LED



Tress grande




Materiale composito su base di fibra di vetro verniciato, vetro soffiato, metallo cromato e alluminio.  
Coated fibreglass-based composite material, blown glass, chromed metal and aluminium.

Tress grande  
220 / 240V: Max 1x160W R7s  
120V: Max 1x200w RSC

Tress grande LED inclusi / included  
220 / 240V: 28W 2700 K 3840 lm CRI>90  
120V: 34W 2700 K 3840 lm CRI>90  
Remote control version with Bluetooth app available (220/240V only)

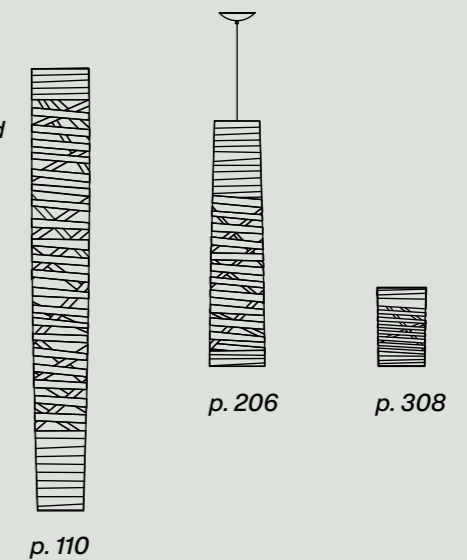


Bianco, nero, greige.  
White, black, greige.




Un nido di luce fatto di trame e intrecci che sono struttura e decoro insieme. Ottenuta con un processo artigianale avvolgendo un nastro in materiale composito con ordinata casualità. Si caratterizza per una diffusa propagazione della luce verso il basso.  
A nest of light made of weaves and wrappings that act as both structure and decoration. Produced with a craft process in which a ribbon of composite material is wound in a random yet orderly way. The light is mostly directed downward.

Collection →



# Troag

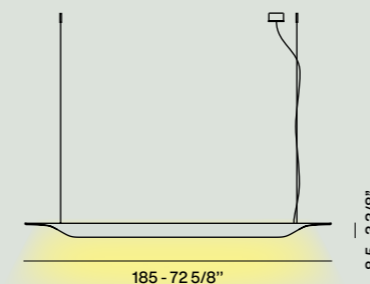
Luca Nichetto, 2010



## Troag LED

Suspension

media



Multistrato di legno di frassino curvato e PMMA.  
*Curved ash plywood and PMMA.*

LED inclusi / included  
220 / 240V: 43W 3000 K 6080 lm CRI>90  
120V: 50W 3000 K 6800 lm CRI>90  
*Remote control version with Bluetooth app available  
(220 / 240V only)*  
Dimmerabile — *Dimmable*



Legno naturale.  
*Natural wood.*



Completamente riprogettata nella parte illuminotecnica e proposta ora in versione a LED, Troag coniuga una luce dalle elevate prestazioni con la raffinata eleganza del legno. Dal segno leggero e lineare, è realizzata in legno multistrato, curvato a caldo e lavorato con una particolare fresatura che crea un profilo dinamico, enfatizzato dalle venature del legno. La luce è concentrata verso il basso.

*Completely redesigned in technical terms to offer a new LED version, Troag combines high-performance light with the refined elegance of wood. An original suspension lamp with a light, linear image, made of thermo-curved plywood shaped by a particular milling technique to create a dynamic silhouette underscored by the wood grain. The light is aimed downward.*



[+](#) → Discover the monograph

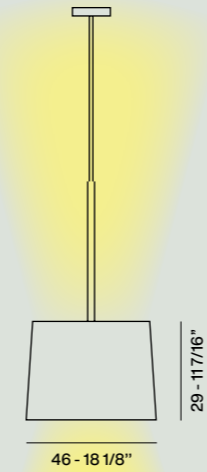
# Twiggy

Marc Sadler, 2007



## Twiggy

## Suspension



Materiale composito su base di fibra di vetro verniciato, policarbonato, PMMA e acciaio.  
*Coated fibreglass based composite material, PMMA, polycarbonate and steel.*

220 / 240 V: Max 3×77W E27  
120 V: Max 3×100W E26

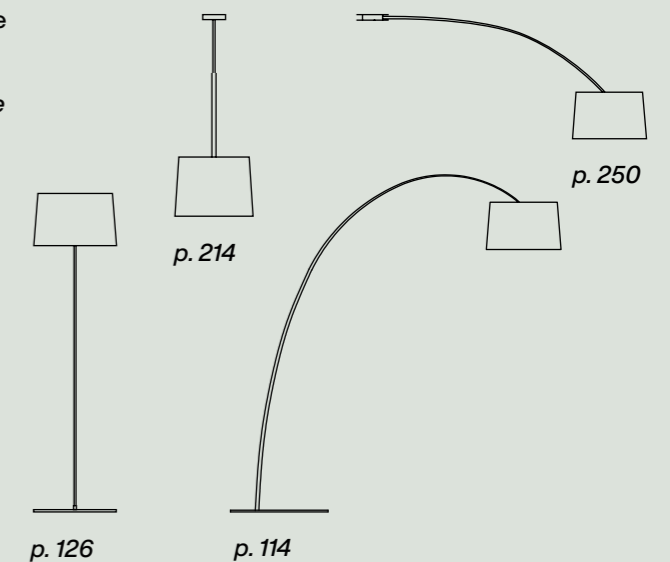
⊕ CE ⚡ IP 20 ENEC

Bianco, nero.  
*White, black.*



Il design lineare e inconfondibile della lampada Twiggy, realizzata in materiale composito su base di fibra di vetro laccato, trova nella versione a sospensione ulteriori possibilità di utilizzo. Illumina l'area sottostante e diffonde verso l'alto un efficace illuminamento per riflessione, grazie alla trasparenza del disco superiore.  
*The unmistakable linear design of the Twiggy lamp, made in composite material on a coated fiberglass base, meets with ulterior usage possibilities in the suspension model. It brightens the area below while spreading light upward to reflect on the ceiling, thanks to the transparency of the upper disk.*

Collection →



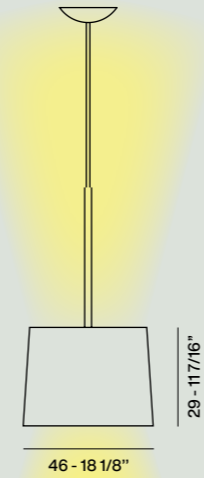
# Twiggy Wood

Marc Sadler, 2007 - 2021



## Twiggy Wood

## Suspension



Rovere sbiancato, materiale composito su base di fibra di vetro laccato, PMMA, policarbonato e alluminio.  
*Limed durmast wood, fibreglass coated with composite material, PMMA, polycarbonate and aluminium.*

LED inclusi / included  
220 / 240V: 28W 2700 K 3840 lm CRI>90  
120V: 34W 2700 K 3840 lm CRI>90  
*Remote control version with Bluetooth app available (220 / 240V only)*

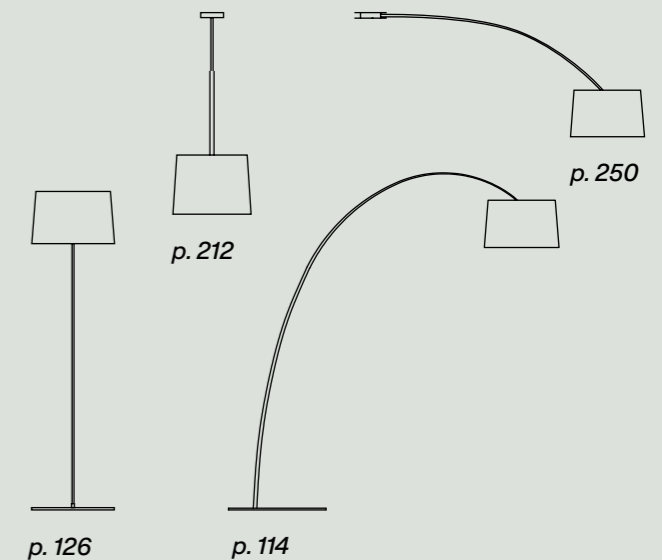
CE IP 20 ENEC LISTED — Tunable white

Diffusore: rovere. Montatura: greige.  
*Diffuser: durmast. Frame: greige.*



Lampada a sospensione che porta il calore e il sapore del legno negli ambienti più diversi. Offre un'intensa illuminazione verso il basso e diffonde verso l'alto una luce d'ambiente. Un piccolo stelo in materiale composito collocato sul filo elettrico ne caratterizza il design.  
*A suspension lamp that brings the warmth and flair of wood into the most diverse settings. It provides intense down light while diffusing an ambient up light. A small rod in composite material placed on the electrical cable distinguishes its design.*

Collection →



+ → Discover the monograph

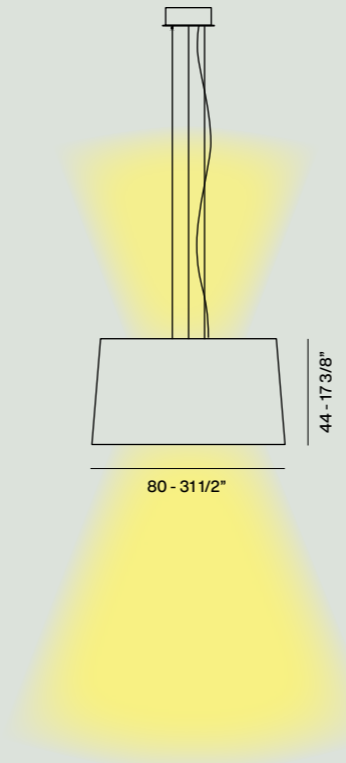
# Twice as Twiggy

Marc Sadler, 2016



## Twice as Twiggy

## Suspension



Materiale composito su base di fibra di vetro verniciato, policarbonato, PMMA e acciaio.  
*Coated fiberglass based composite material, PMMA, polycarbonate and steel.*

LED inclusi / included  
220 / 240V: 81W 3000 K 8517 lm CRI>90  
120V: 98W 3000 K 8517 lm CRI>90  
Dimmerabile — *Dimmable*

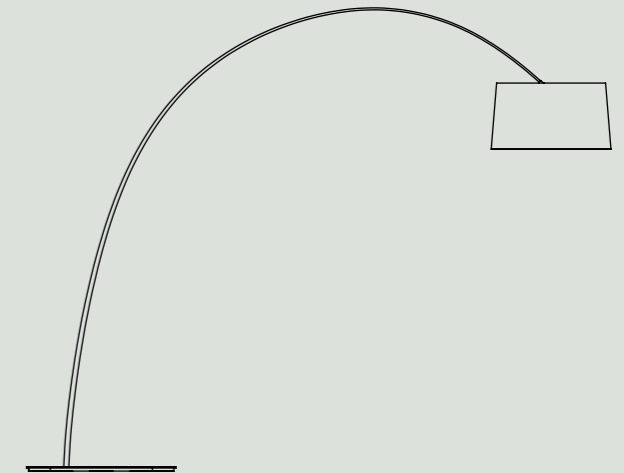


Bianco, nero, cremisi, greige.  
*White, black, crimson, greige.*



Dalle dimensioni generose, realizzata in materiale composito su base di fibra di vetro laccato, mantiene tutta la leggerezza del progetto originale. Con due schede LED illumina l'area sottostante e diffonde verso l'alto un efficace illuminamento per riflessione, grazie alla trasparenza del disco superiore di protezione.  
*With ample measurements, made in composite material on a coated fiberglass base, this model conserves all the lightness of the original project. The two LED sources light the area below while spreading light upward to reflect on the ceiling, thanks to the transparency of the upper disk.*

Collection →



p. 122

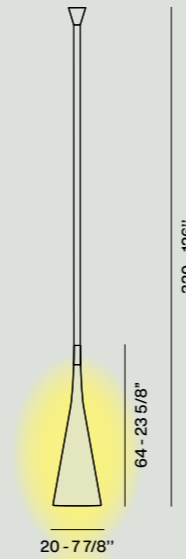
# Uto

Lagranja Design, 2005



## Uto

## Suspension



Elastomero termoplastico e policarbonato.  
*Thermoplastic elastomer and polycarbonate.*

220 / 240V: Max 1×12W E27

120V: Max 1×12W E26

Interruttore all'interno del tubo — *Switch inside the flexible tube*

⊕ CE ⚡ IP 44 ENEC

*Suitable for damp location*

Bianco, giallo, arancio.  
*White, yellow, orange.*



Una lampada fuori dagli schemi. Flessibile e trasformista può essere utilizzata in interno e in esterno, modellandola a seconda delle esigenze e ispirazioni personali. Può essere usata da appoggio, appesa alla parete o al soffitto, ambientata in soggiorno o in giardino. *A truly unconventional product. Flexible and ready to be transformed, it can be used indoors or outdoors, shaped to respond to personal needs and inspirations. The lamp can be placed hung from the wall or ceiling, inserted in a living area or a garden.*

Collection →



p. 336

222 Rosoni multipli  
*Multiple canopies*

230 Kit decentramento  
*Decentralization kit*



Rosoni multipli / *Multiple canopies*



Satellight

Rosoni multipli / *Multiple canopies*

Accessories



Aplomb

# Rosoni multipli / Multiple canopies

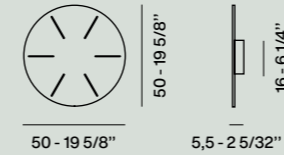


Chouchin / Chouchin Reverse / Chouchin Bianco

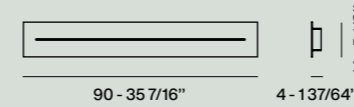
# Rosoni multipli / Multiple canopies

# Accessories


tondo / round



lineare / linear L 90 - 35"



lineare / linear L 135 - 53"



Modularità, libertà di composizione, possibilità di creare scenari di luce sempre differenti.


Grazie ai rosioni multipli – pensati per comprendere fino a 6/9 sospensioni e disponibili in versione tonda e lineare – si possono creare cascate luminose di grande impatto. Una soluzione tecnica che coniuga funzionalità e armonia, per effetti scenografici unici.

*Modularity, freedom of composition and possibility of always creating different lighting scenarios.*

*Thanks to Foscarini's multiple canopies - designed to include up to 6/9 suspensions and available in a round and linear version - it is possible to create luminous cascades of great impact.*

*A technical solution that combines functionality and harmony, for unique scenographic effects.*

Metallo verniciato. Colore: bianco. Max: 30 kg.  
Laquered metal. Colour: white. Max: lbs 66.14.



Buds

Rosoni multipli / Multiple canopies



Rituals 1-2-3

Rosoni multipli / Multiple canopies

Accessories


Birdie



Gregg




Tartan



Rituals XL

Rosoni multipli / *Multiple canopies*

Gregg piccola



Gem



Aplomb / Aplomb mini

Tite 2

Rosoni multipli / *Multiple canopies*



Plass media

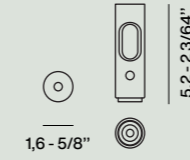


Kit B

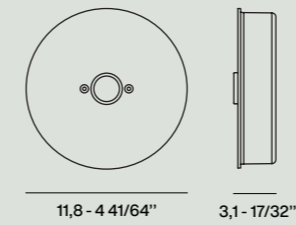
Kit B



Kit C



Kit M



Con i kit di decentramento è possibile posizionare a piacimento le lampade a sospensione, indipendentemente dalla collocazione della fonte di alimentazione. Dal design estremamente discreto, per ridurre al minimo l'impatto visivo, viene proposto sia per modelli a cavo singolo autoportante che per quelli dotati di una o più funi in acciaio.

*With the decentralization kits, it is possible to position suspension lamps at will, regardless of the location of the power source. With an extremely discreet design, to minimize the visual impact, it is proposed for both self-supporting single cable models and for those equipped with one or more steel cables.*



Kit C



Kit M

234	Bahia / Bahia mini	244	Gregg
236	Big Bang	246	Lumiere XX
238	Caboche Plus	248	Rituals
240	Circus	250	Twiggy
242	Folio		

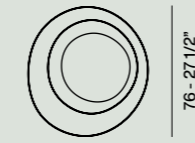
Bahia / Bahia mini  
Lucidi e Pevere, 2010 - 2015



Bahia / Bahia mini

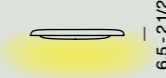
Ceiling

Bahia



70 - 29 7/8"

Bahia mini



53 - 21 5/8"

Policarbonato stampato a iniezione.  
*Injection moulded polycarbonate.*

Bahia  
LED inclusi / *included*  
43W 2850 K 5240 lm CRI>90

Bahia mini  
LED inclusi / *included*  
220 / 240V: 21W 2850 K 2620 lm CRI>90  
120V: 25W 2850 K 2620 lm CRI>90  
*Remote control version with Bluetooth app available (220/240V only)*

Dimmerabile — *Dimmable*



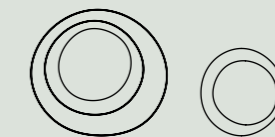
Bianco. *White.*



Asimmetrica composizione di forme. Una lampada da soffitto di grandi dimensioni che decora e illumina con la sua scenografica essenzialità e il suo magico gioco di ombre e bagliori. La versione mini mantiene l'impatto visivo e la raffinata eleganza del progetto originale, con dimensioni ridotte.

*An asymmetrical composition of forms. A large ceiling lamp that decorates and illuminates with its theatrical essence and magical play of shadows and radiance. The mini version conserves the visual impact and refined elegance of the original design in a smaller size.*

Collection →




p. 256

# Big Bang

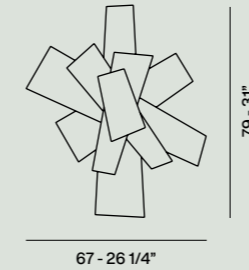
Enrico Franzolini con

Vicente Garcia Jimenez, 2005



## Big Bang

Ceiling



Metacrilato e metallo laccato.  
*Methacrylate and lacquered metal.*

220 / 240V: Max 1x120W R7s  
120V: Max 1x100W RSC

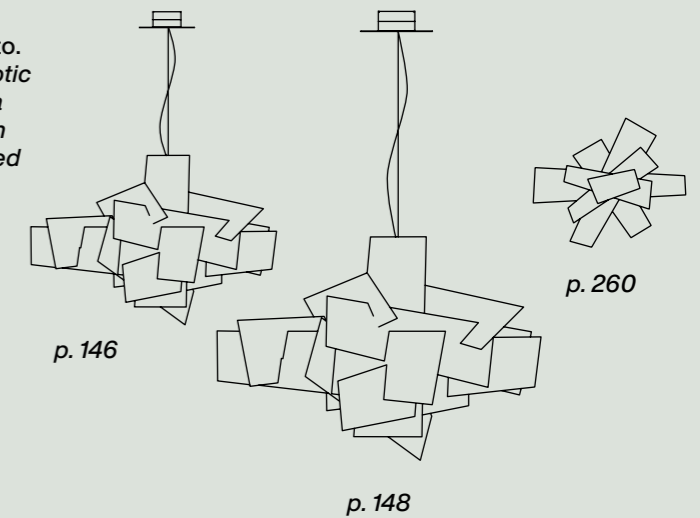


Bianco, rosso.  
*White, red.*



Esplosiva creatività e dinamismo. Una sovrapposizione apparentemente caotica di piani in metacrilato traslucido crea una composizione di forte valore spaziale e carattere, che varia espressività in base alla scelta del colore. Offre un'illuminazione diffusa e riflessa a soffitto.  
*Explosive creativity and dynamism. An apparently chaotic overlay of translucent methacrylate panels generates a composition of great spatial value and character, which varies based on the choice of colour. The light is diffused and reflected on the ceiling.*

Collection →



+ → Discover lifestyle images



# Caboche Plus

Patricia Urquiola con  
Elia Gerotto, 2005 - 2021




## Caboche Plus

Ceiling



20 - 7 7/8"



50 - 19 1/2"

PMMA, acciaio, policarbonato e alluminio.  
PMMA, steel, polycarbonate and aluminium.

LED inclusi / included  
220 / 240V: 26W 2700 K 3645 lm CRI>90  
Remote control version with Bluetooth app available  
(220/240V only)  
120V: 32,5W 2700 K 3645 lm CRI>90  
Dimmerabile — Dimmable

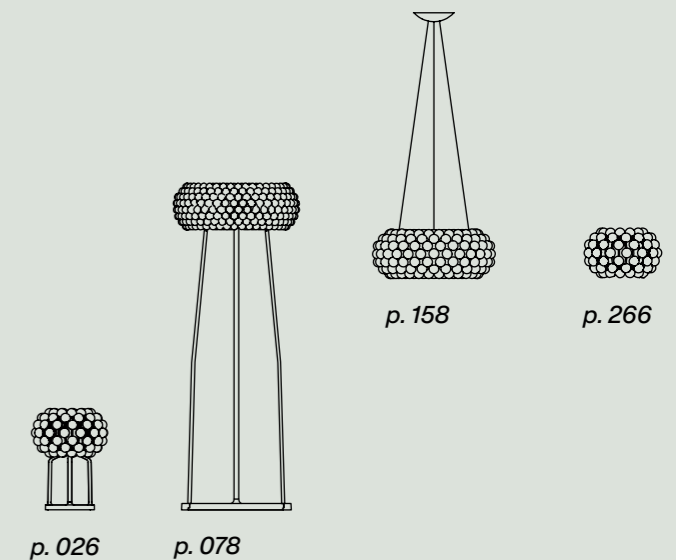


Trasparente, grigio.  
Transparent, grey.



Più trasparenza, più leggerezza formale e una luce ancora più brillante. Grazie ai nuovi archetti e al nuovo sistema di aggancio "a baionetta" le sfere sembrano galleggiare nel vuoto, con un effetto molto suggestivo. Dotata di un nuovo gruppo luce a LED. Illuminazione diretta verso il basso e diffusa di lato a soffitto. Proposta in un nuovo raffinato colore grigio fumè.  
*More transparency, lighter shapes, and an even brighter light. Thanks to the new arches and to the new "twist lock" attachment system, the spheres appear to float in space, creating a truly beguiling effect. Fitted with a new LED light assembly. Direct down light and diffused light towards the ceiling. Available in a new, sophisticated grey colour.*

Collection →



+ → Discover the monograph

# Circus

Defne Koz, 1994



## Circus

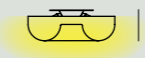
Ceiling

grande



46 - 18 1/8"

piccola



32 - 12 5/8"

Vetro soffiato, metallo verniciato o nichelato.  
*Blown glass, nickelplated or varnished metal.*

Circus grande  
220 / 240V: Max 4x60W E27  
120V: Max 4x40W E26

Circus piccola  
220 / 240V: Max 4x40W E14  
120V: Max 4x25W E12

⊕ CE (no piccola) IP 20 ENEC cULus

Bianco. *White.*



Un morbido volume in vetro soffiato lucido sembra fissato da un bottone metallico satinato, posizionato in corrispondenza del foro centrale. Una forma sempre attuale che arreda con il suo segno semplice ed equilibrato, sottolineato dal bagliore intenso che filtra dal diffusore.

*A soft volume in glossy blown glass fastened by a brushed metal button placed at the central opening. The form is always timely, to enhance spaces with a simple, balanced image, underscored by the intense, uniform brightness.*

Collection →



p. 270

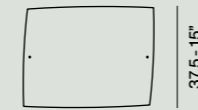
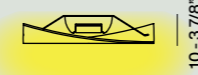
# Folio

Carlo Urbinati e Alessandro  
Vecchiato, 1990



## Folio

Ceiling



48,5 - 18 7/8"

Vetro soffiato satinato e metallo verniciato.  
*Blown acid-etched glass and varnished metal.*

220 / 240V: Max 1x120W R7s  
120V: Max 1x100W RSC

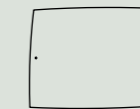


Bianco. *White.*



Un omaggio alla semplicità. Un corpo visivamente leggero e delicato come un semplice foglio di carta, con due angoli piegati da un movimento appena accennato. Diffonde attraverso il suo schermo in vetro soffiato a bocca e satinato una luce calda e intensa.  
*A tribute to simplicity. A visually light, delicate form, like a simple sheet of paper with two corners slightly folded in a barely perceptible movement. Through its handcrafted and frosted blown glass screen it spreads warm, intense light.*

Collection →



p. 278

# Gregg

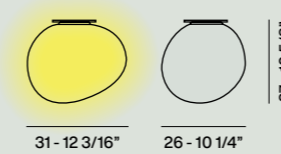
Ludovica + Roberto  
Palomba, 2007



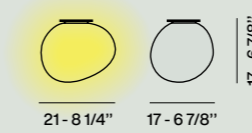
## Gregg

## Ceiling

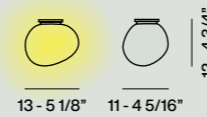
media



MIDI



piccola



Vetro soffiato acidato e metallo verniciato.  
*Blown acid-etched glass and white lacquered metal.*


Gregg media  
220 / 240V: Max 1x150W E27  
120V: Max 1x100W E26

Gregg MIDI  
LED retrofit incluso / *included*  
220 / 240V: 6,5W E14 2700 K 806 lm CRI>80  
120V: Max 1x20W LED TYPE G E12  
Dimmerabile — *Dimmable*

Gregg piccola  
220 / 240V: Max 1x8W G9  
120V: Max 1x8W G9

CE (no MIDI) IP 20 (only piccola IP 40) ENEC UL LISTED

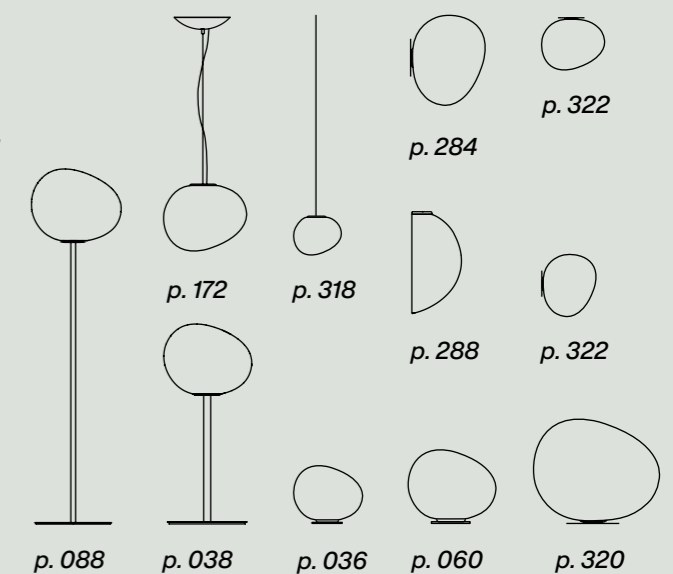
Vetro: bianco. Montatura: bianco, oro o grafite (solo Gregg media).  
*Glass: white. Frame: white, gold or graphite (only Gregg media).*



In vetro soffiato a bocca e satinato, ha una forma morbida e dinamica, che ricorda dei ciottoli levigati dall'acqua. Un volume puro e familiare nella sua facilità di lettura, eppure sorprendente per la forma asimmetrica. Diffonde una calda e morbida luminosità nell'ambiente.  
*In frosted blown glass, the lamp has a soft, dynamic form that suggests pebbles smoothed by water. A pure, familiar volume, of immediate visual clarity, yet surprising due to its asymmetrical form. For warm, relaxing ambient lighting.*

Mix&Match collection → p.338

Collection →



# Lumiere XXL - XXS

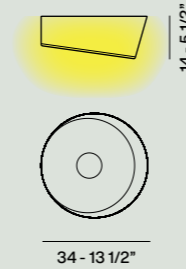
Rodolfo Dordoni, 2010



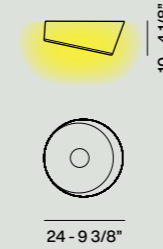
## Lumiere XXL - XXS

Ceiling

Lumiere XXL



Lumiere XXS



Vetro soffiato e metallo laccato.  
*Blown glass and lacquered metal.*

Lumiere XXL  
220 / 240V: Max 4x8W G9  
120V: LED inclusi / *included*  
32W 2700 K 2720 lm CRI>80  
Dimmerabile — *Dimmable*

Lumiere XXS  
220 / 240V: Max 3x8W G9  
120V: LED inclusi / *included*  
18W 2700 K 1512 lm CRI>80  
Dimmerabile — *Dimmable*

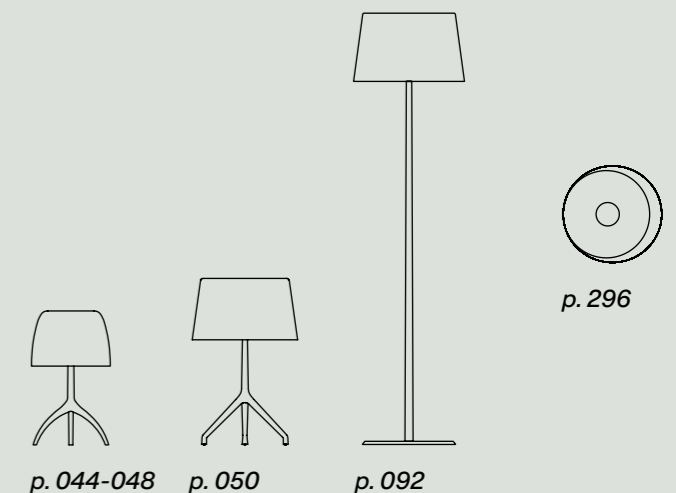
CE   IP 20 EAC

Bianco, grigio freddo.  
*White, cool grey.*



Caratterizzata dal taglio obliquo che seziona il diffusore in vetro soffiato in modo sorprendente ed originale: geometrie essenziali ed inedite realizzate con sapienza artigianale dai maestri vetrai. Utilizzando le due misure o orientando il vetro in maniera diversa, è possibile creare un gioco di vivaci composizioni a soffitto.  
*Featuring an oblique cut that slices the blown glass diffuser in a surprising, original way: essential geometric lines shaped by the extraordinary skill of master glassmakers. Using the two sizes or adjusting the glass in different ways, it is possible to create lively compositions on the ceiling.*

Collection →



+ → Discover lifestyle images

# Rituals

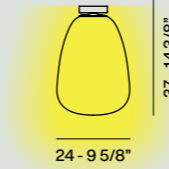
Ludovica + Roberto  
Palomba, 2015



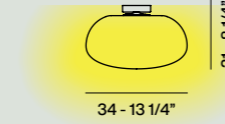
## Rituals

Ceiling

### Rituals 1



### Rituals 2



Vetro soffiato satinato inciso e metallo verniciato.  
*Blown engraved satin glass and varnished metal.*

Rituals 1-2-3  
220 / 240V: Max 1x70W E27  
120V: Max 1x70W E26



Bianco. *White.*

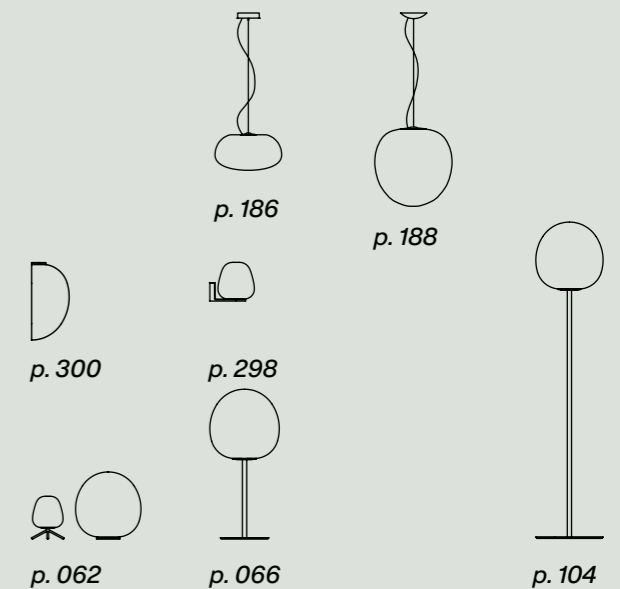


### Rituals 3



Traducono la magia luminosa delle lanterne di carta di riso orientali in forme di design contemporaneo, realizzate in un prezioso vetro soffiato a bocca arricchito da sottili incisioni, frutto di un sapiente lavoro artigiano. Le linee orizzontali sono al contempo decoro e filtrano la luce, che si diffonde calda e soffice.  
*The luminous magic of oriental rice paper lanterns, translated into contemporary design made with precious handcrafted blown glass enhanced by slender incisions, made with a refined technique. The horizontal lines are decorative, but also serve to spread warm, subtle radiance.*

Collection →



+ → Discover lifestyle images

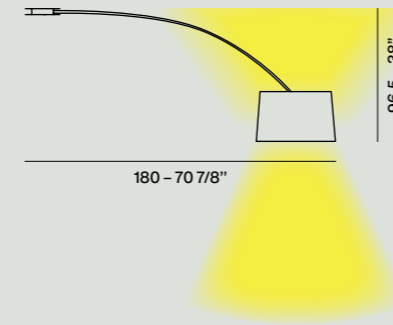
# Twiggy

Marc Sadler, 2007



## Twiggy

Ceiling



Materiale composito su base di fibra di vetro verniciato, policarbonato, PMMA e metallo verniciato.  
*Coated fibreglass based composite material, PMMA, polycarbonate and varnished metal.*

220 / 240V: Max 3x77W E27  
120V: Max 3x100W E26

Girevole a 330° — *Rotating 330°*

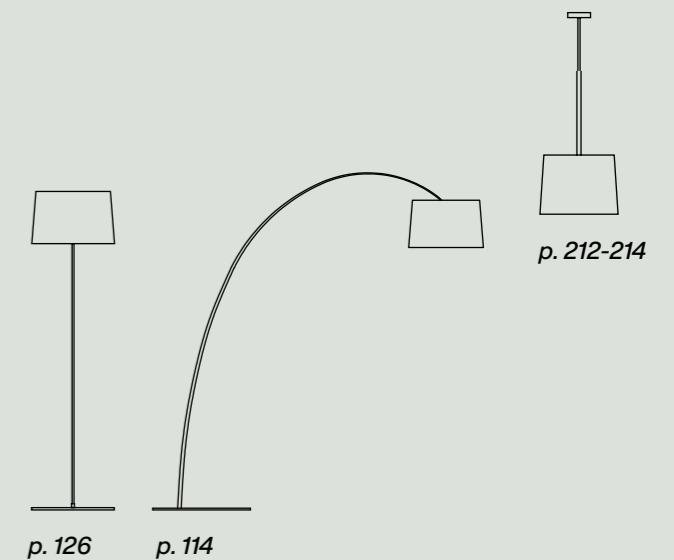
⊕ CE ⚡ IP 20 ENEC

Bianco, nero.  
*White, black.*



Un segno arcuato sottile e flessibile, un ampio ed essenziale paralume: due temi di design che richiamano la versione da terra dell'icona Twiggy, trasferiti a soffitto. Massima flessibilità nel decentrare il punto luce: il braccio può rotare a 330°. Illuminazione diretta dell'area sottostante e riflessa verso l'alto.  
*A slender, flexible arc, an ample and essential shade: two design themes taken from the floor version of the iconic Twiggy, shifted to the ceiling. The lamp offers maximum flexibility of positioning: the arm can rotate 330°. For direct lighting of the zone below the unit, and ambient light reflected on the ceiling.*

Collection →



+ → Discover lifestyle images

254	Aplomb	284	Gregg
256	Bahia / Bahia mini	286	Gregg Mirror
260	Big Bang	288	Gregg semi
262	Birdie	290	Havana
264	Bit	292	Lake
266	Caboche Plus	294	Le Soleil
268	Chouchin Semi	296	Lumiere XX
270	Circus	298	Rituals
272	Double	300	Rituals semi
274	Fields	302	Satellight
276	Filo	304	Tobia
278	Folio	306	Tress
280	Gem semi	308	Tutù
282	Gioia		



# Aplomb

Lucidi e Pevere, 2014



## Aplomb

Wall



30 - 11 3/4"



14 - 5 3/8"



23 - 8 7/8"

Cemento, metallo verniciato e alluminio.  
Concrete, varnished metal and aluminium.

220 / 240V: Max 1x17,5W R7s  
120V: LED inclusi / included  
14W 2700 K 1120 lm CRI>80

CE   IP 20 ENEC

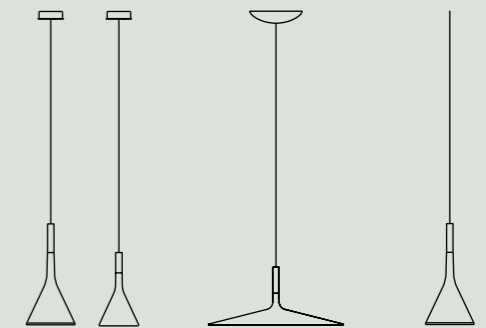
Bianco, grigio cemento, marrone.  
White, concrete grey, brown.



Realizzata con uno speciale amalgama di cemento, piacevole alla vista e al tatto. Con il suo andamento obliquo dialoga con la parete di appoggio e permette un'ampia diffusione della luce, che viene liberata verso l'alto dall'apertura superiore e verso il basso da quella inferiore più piccola, determinando un raffinato gioco di luce a parete.

*Made with a special concrete mix, pleasing to the eye and the touch. With its oblique shape it establishes a dialogue with the wall, emitting abundant light that is released upward by the large opening, and downward through a smaller one, to generate the refined play of light over the surface.*

Collection →



p. 138

p. 142

p. 314

# Bahia / Bahia mini

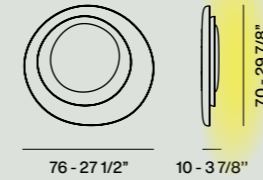
Lucidi e Pevere, 2010 - 2015



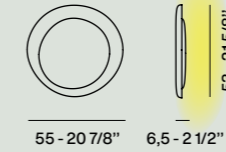
## Bahia / Bahia mini

Wall

### Bahia



### Bahia mini



Policarbonato stampato a iniezione.  
*Injection moulded polycarbonate.*

**Bahia**  
LED inclusi / *included*  
43W 2850 K 5240 lm CRI>90

**Bahia mini**  
LED inclusi / *included*  
220 / 240V: 21W 2850 K 2620 lm CRI>90  
120V: 25W 2850 K 2620 lm CRI>90  
*Remote control version with Bluetooth app available (220 / 240V only)*

Dimmerabile — *Dimmable*



Bianco. *White.*



Un'armonia di luci e ombre arreda lo spazio con le sue ampie dimensioni e un design morbido e solare. Offre una sensazionale profondità visiva, grazie ai bagliori concentrici che si riflettono sulla parete e si diffondono nello spazio circostante. Compatta ed essenziale, la versione mini mantiene la seducente personalità della più grande, a cui può essere abbinata per creare scenografiche composizioni.  
*Harmony of lights and shadows to enhance any space, with large proportions and a soft, appealing design. The lamp offers sensational visual depth, thanks to the concentric glows reflected on the wall and spread into the surrounding space. Compact and essential, the mini version conserves the seductive personality of the larger model, with which it can be combined to create striking compositions.*

Collection →



p. 234


+ → Discover lifestyle images



# Big Bang

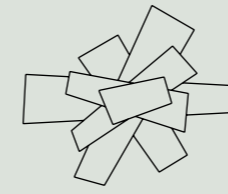
Enrico Franzolini con

Vicente Garcia Jimenez, 2005



## Big Bang

Wall



79 - 31"

67 - 26 1/4"



22 - 8 3/4"

Metacrilato e metallo laccato.  
*Methacrylate and lacquered metal.*

220 / 240V: Max 1x120W R7s  
120V: Max 1x100W RSC

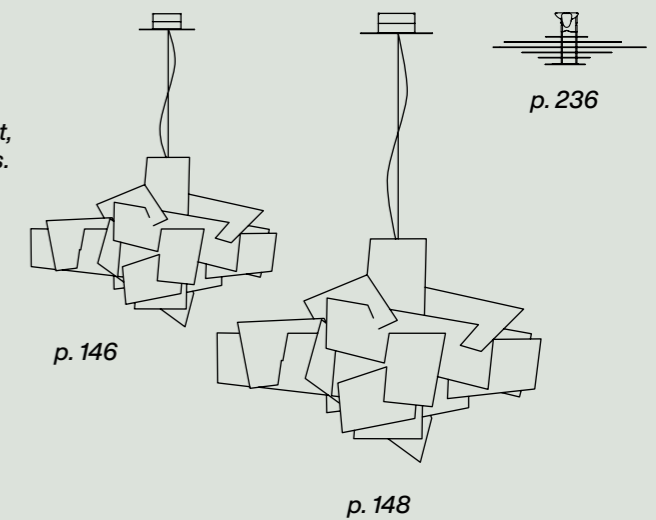


Bianco, rosso.  
*White, red.*



Un'esplosione di piani e ombre incrociate, da cui si genera un'illuminazione diffusa e riflessa allo stesso tempo. Corpo luminoso di forte valore spaziale, è ideale per personalizzare ambienti di vari stili. Varia espressività in base alla scelta del colore.  
*An explosion of criss-crossed planes and shadows, generating light that is diffused and reflected at the same time. A luminous presence of great spatial impact, ideal to personalize decors in a range of different styles. The choice of colour sets the tone.*

Collection →



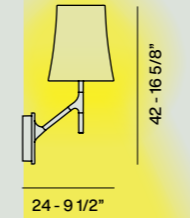
# Birdie

Ludovica + Roberto  
Palomba, 2012



## Birdie

Wall



Policarbonato, acciaio e metallo verniciato.  
*Polycarbonate, varnished steel and metal.*

220 / 240V: Max 1x70W E27  
120V: Max 1x60W E26

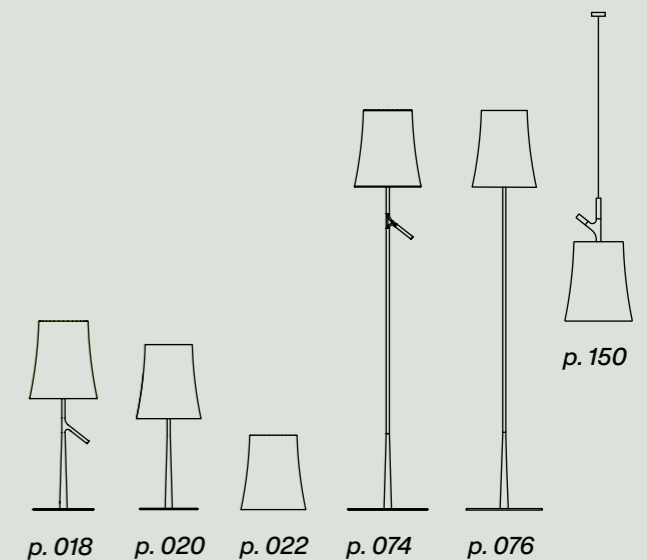


Bianco, grigio.  
*White, grey.*




Interpreta in chiave design la classica forma delle lampade con paralume. La versione a parete è una presenza amichevole che coniuga segno leggero e familiare a un carattere deciso. Il sostegno sottile richiama il disegno di un ramoscello, pronto ad accogliere un uccellino, "birdie" in inglese.  
*A design interpretation of the classic lamp with shade. The wall version is a friendly presence, combining a light, familiar image with a forceful character. The slender support suggests the form of a branch, ready to welcome a "birdie".*

Collection →



# Bit

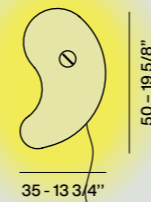
Ferruccio Laviani, 1993



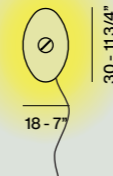
## Bit

## Wall

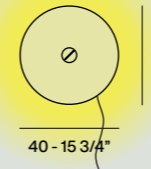
Bit 1




Bit 2



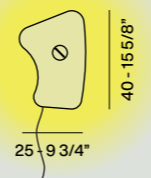
Bit 3



Bit 4



Bit 5



Vetro serigrafato e metallo verniciato.  
*Silkscreen-printed glass and lacquered metal.*

220 / 240V: Max 1x46W E14  
120V: Max 1x60W E12



Bianco, colorato (1 rosso, 2 blu, 4 verde, 5 arancio).  
*White, colored (1 red, 2 blue, 4 green, 5 orange).*



Un alfabeto di forme organiche e colori di base, con i quali creare infinite composizioni, inventando progetti e linguaggi. Diffusori in vetro verniciato colorato o bianco satinato in 5 forme irregolari e colori diversi, per un effetto di grande impatto grafico. Da spente richiamano un dipinto surrealista, da accese il gioco della luce delle vetrate a mosaico.

*An alphabet of organic forms and basic colours with which to create infinite compositions, inventing projects and languages. The diffusers are in coloured or white coated glass with 5 irregular shapes in different hues, for an effect of striking graphic impact. When not in use the parts suggest a surrealist painting; when the lights are on, they generate a luminous mosaic effect.*

Collection →



p. 100

# Caboche Plus

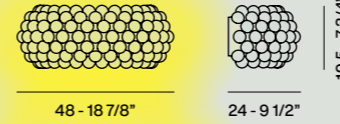
Patricia Urquiola con  
Elia Gerotto, 2006 - 2021



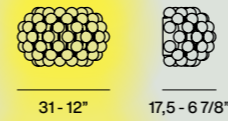
## Caboche Plus

Wall

media



piccola



PMMA, vetro soffiato, acciaio e alluminio verniciato a polvere.  
PMMA, blown glass, steel and coated aluminium.

220/240V: Max 1x17,5W R7s  
Dimmerabile — Dimmable



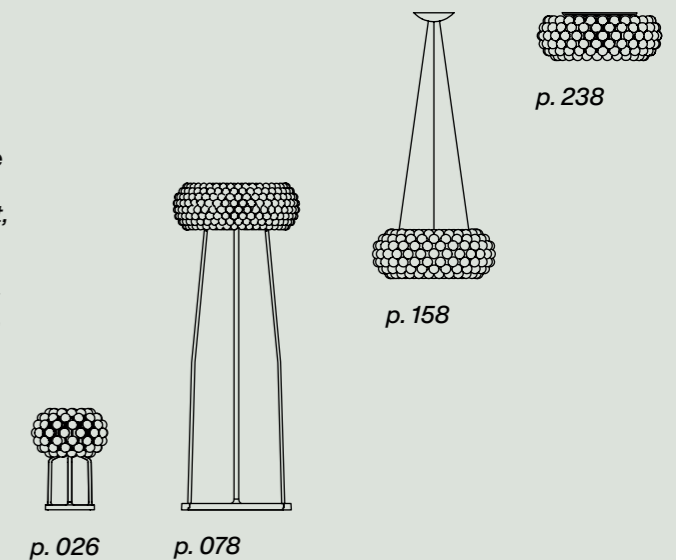
Trasparente, grigio. *Transparent, grey.*



Un gioiello di design incastonato nell'architettura: un cuore caldo e luminoso, avvolto da uno scintillare di perle trasparenti. Nuovi archetti, un nuovo sistema di aggancio "a baionetta" e nuove sfere, che sembrano galleggiare nel vuoto una volta montate, garantiscono un effetto di trasparenza totale molto suggestivo. Dotata di un nuovo gruppo luce LED, offre una luce radente a parete. Impreziosisce ogni ambiente con il suo straordinario effetto illuminante, nel quale ogni sfera riflette l'immagine della sorgente luminosa.

*A design gem set in architecture: a warm and bright heart, enveloped by sparkling transparent beads. New arches, a new "twist lock" attachment system and new spheres, that appear to float in space once mounted, create a truly beguiling total transparency effect. Fitted with a new LED light assembly, providing light flush with the wall. It embellishes every setting with its extraordinary lighting effect, whereby each sphere reflects the image of the light source.*

Collection →



+ → Discover the monograph

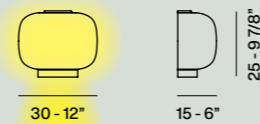
# Chouchin Semi

Ionna Vautrin, 2011 - 2021



## Chouchin Semi

Wall



Vetro soffiato e metallo verniciato.  
*Blown glass and varnished metal.*

220 / 240V: Max 1x30W E27  
*Remote control version with Bluetooth app available  
(220 / 240V only)*  
120V: Max 1x30W E26



Vetro: bianco.  
Montatura: bianco, oro, grafite.  
*Glass: white.  
Frame: white, gold, graphite.*

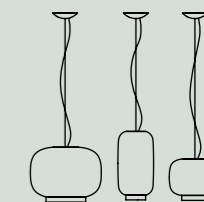


Forma personale, sobria, in vetro soffiato lucido, che illumina senza abbagliare, diffondendo una calda e morbida luminosità. La chiusura del vetro a colletto proietta un triangolo di luce più intenso verso il basso. Disponibile con attacco a muro in metallo verniciato bianco, oro o grafite.

*A personal, discreet form in shiny blown glass, for a glare-free, warm and gentle glow. The rim closing the glass projects a triangle of more intense light downward. Available with wall attachment in white, gold or graphite coated metal.*



Collection →



p. 162 - 164 - 166

+ → Discover the monograph



# Circus

Defne Koz, 1994



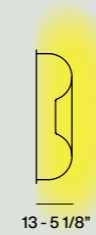
## Circus

Wall

grande



46 - 18 1/8"



13 - 5 1/8"

piccola



32 - 12 5/8"



12 - 4 3/4"

Vetro soffiato, metallo verniciato o nichelato.  
*Blown glass, nickelplated or varnished metal.*

Circus grande  
220 / 240V: Max 4x60W E27  
120V: Max 4x40W E26

Circus piccola  
220 / 240V: Max 4x30W E14  
120V: Max 4x40W E12

⊕ CE (no piccola) IP 20 ENEC UL LISTED

Bianco. *White.*



Un volume morbido in vetro soffiato lucido che illumina senza abbagliare, un bottone di metallo che lo caratterizza e decora, posizionato in corrispondenza del foro centrale. Una forma sempre attuale che arreda con il suo segno semplice ed equilibrato.  
*A soft volume in shiny blown glass, for glare-free lighting. A metal button adds character and charm, positioned at the central opening. A form that is always timely, a decorative touch provided by a simple, balanced image.*

Collection →



p. 240

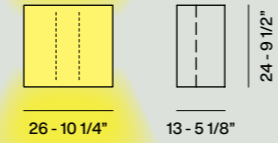
# Double

Valerio Bottin, 1996



## Double

Wall



Vetro soffiato e metallo verniciato.  
*Blown glass and varnished metal.*

220 / 240V: Max 2x77W E27  
120V: Max 2x100W E26



Bianco, avorio.  
*White, ivory.*




Un morbido volume in vetro soffiato, una linea chiusa che avvolge le due fonti luminose e compie una curva verso la parete nello spazio che le separa. Il movimento del diffusore viene sottolineato dalla sua superficie lucida, in un gioco di eleganti riflessi. Diffonde un'illuminazione intensa e proietta sulla parete un fascio luminoso verso l'alto e verso il basso.

*A soft volume in blown glass, a closed line that wraps the two light sources and forms a curve towards the wall across the separating space. The movement of the diffuser is emphasized by its glossy surface, in an elegant game of reflections. For intense light that projects beams upward and downward on the wall.*

# Fields


Vicente Garcia Jimenez, 2007



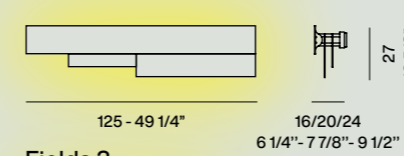
## Fields

Wall

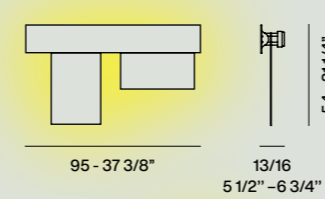
### Fields 1



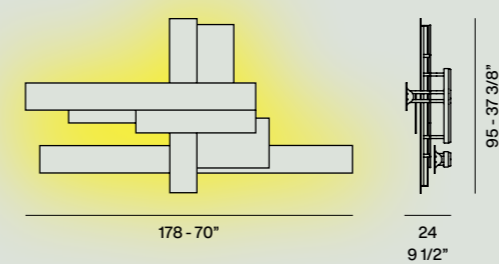
### Fields 2



### Fields 3



### Fields



Metacrilato, alluminio verniciato e policarbonato.  
Methacrylate, varnished aluminium and polycarbonate.

Anche uso in verticale — *Horizontal and vertical use*

### Fields 1

220 / 240 / 120V: fluo 1x80W G5

### Fields 2


220 / 240 / 120V: fluo 1x54W G5

### Fields 3

220 / 240 / 120V: fluo 1x39W G5

### Fields

220 / 240 / 120V: fluo 1x80W G5  
+ 1x54W G5 + 1x39W G5

⊕ CE IP 20 ENEC — ADA (Fields 1) 

Bianco, arancio.  
*White, orange.*




Un progetto modulare. Tre diversi elementi da utilizzare singolarmente o in molteplici combinazioni, per creare le più diverse geometrie luminose. Fields 1 ha un design lineare, mentre Fields 2 e Fields 3 sovrappongono diverse superfici creando un effetto tridimensionale. Tutti i modelli possono essere posizionati orizzontalmente o verticalmente.

*A modular design. Three different parts, to use individually or in multiple combinations, creating a wide range of geometric effects. Fields 1 is linear, while Fields 2 and Fields 3 overlap different surfaces to create a three-dimensional effect. All the models can be positioned horizontally or vertically.*

# Filo

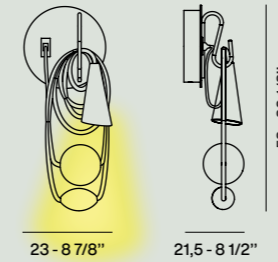
Andrea Anastasio, 2017



Filo / Eastern Coral

## Filo

## Wall



Porcellana, cavo tessile, vetro soffiato e metallo verniciato.  
*Porcelain, textile cable, blown glass and varnished metal.*

220 / 240V: LED retrofit incluso / included  
4W G9 3000 K 400 lm CRI>80  
120V: Max 1x4W G9

⊕ CE ⚡ IP 20 ENEC

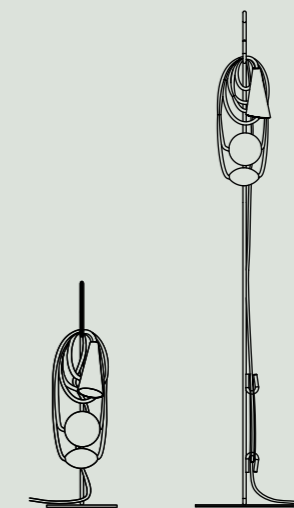
Le versioni disponibili sono quelle illustrate nelle foto a pag. 082: Amethyst Queen, Emerald King, Teodora, Eastern Coral.

*The available versions are those shown in the photos at page 082: Amethyst Queen, Emerald King, Teodora, Eastern Coral.*

Fra scultura luminosa e opera di design, è composta da parti diverse e definite, che creano un insieme assolutamente unico. Con una fortissima carica arredativa, è un abaco di colori che ne evidenziano la molteplice identità. Frutto del pensiero di un autore che scompone e poi ricompone la lampada nelle sue singole componenti.

*Between a luminous sculpture and a work of design, the lamp is composed of different, specific parts that create an absolutely unique whole. For exceptional decorative impact, it comes in a range of colours, as in a case of multiple identities. The result of creative thinking that breaks down and reassembles the lamp in its single components.*

Collection →



p. 028

p. 082

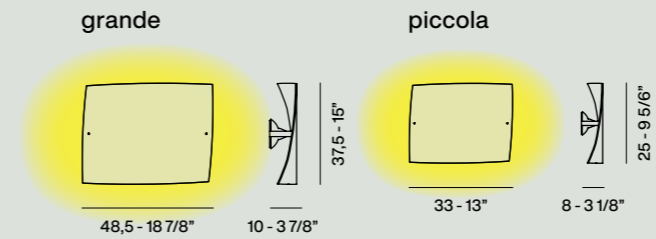
# Folio

Carlo Urbinati e Alessandro  
Vecchiato, 1990



## Folio

Wall



Vetro soffiato satinato e metallo laccato.  
*Blown acid-etched glass and varnished metal.*

220 / 240V: Max 1x120W R7s,  
120V: Max 1x150W RSC,

CE IP 20 ENEC ADA UL LISTED  
Bianco. *White.*



Rilegge un materiale tradizionale come il vetro soffiato a bocca e satinato, alla luce della cultura contemporanea del design. Un corpo visivamente leggero e delicato come un semplice foglio di carta con due angoli piegati da un movimento appena accennato. Diffonde una luce calda e intensa.

*A reinterpretation of a traditional material like blown, frosted glass, seen in the light of contemporary design culture. A visually light body, delicate like a single sheet of paper with two corners slightly folded, the lamp emits warm, intense glow.*

Collection →



p. 242

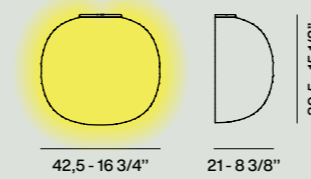
# Gem semi

Ludovica + Roberto  
Palomba, 2017 - 2019



## Gem semi

Wall




Vetro soffiato in rilievo acidato e metallo verniciato.  
*Blown acid-etched glass with reliefs and varnished metal.*

220 / 240V: Max 1x30W E27  
*Remote control version with Bluetooth app available  
(220/240V only)*  
120V: Max 1x30W E26



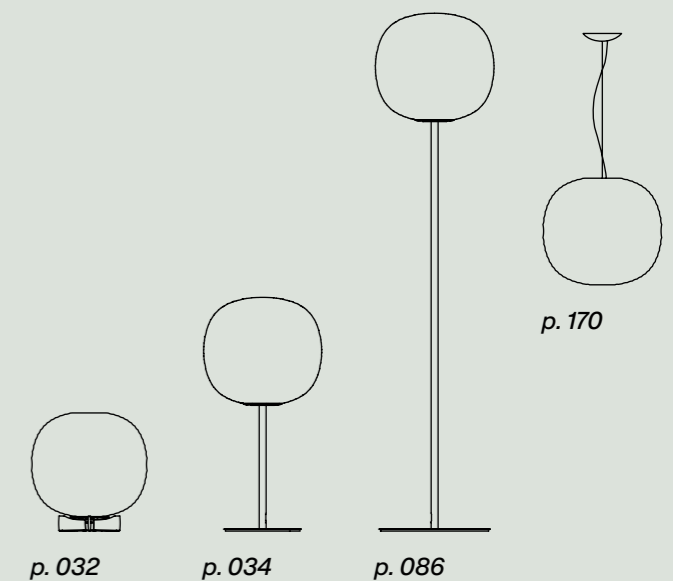
Vetro: bianco.  
Montatura: bianco, oro, grafite  
*Glass: white.  
Frame: white, gold, graphite.*



Dichiara a prima vista la preziosità del materiale: ha un pattern grafico caratterizzato da onde che si rincorrono sulla sua superficie e rendono la lampada inconfondibile anche da spenta. Le sfaccettature tridimensionali sono ottenute con la tecnica artigianale della soffiatura a bocca del vetro in uno stampo con incisioni. Supporto in tre diversi colori con finitura opaca.  
*The precious beauty of the material is conveyed at first glance. The graphic pattern of waves on the surface makes the lamp a vivid presence, even when not in use. The three-dimensional facets are made with a technique of glassblowing inside a mould with incisions. The support is in three different colours, with a matte finish.*

Collection →

Mix&Match collection → p.338



# Gioia

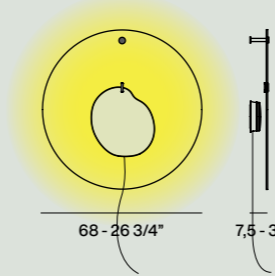
Andrea Anastasio, 2019



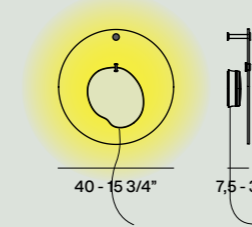
## Gioia

Wall

Gioia grande



Gioia



PMMA, marmo, policarbonato, ottone lucido e alluminio verniciato.  
*PMMA, marble, polycarbonate, polished brass and coated aluminium.*

LED inclusi / included  
220/240V: 10W 2700 K 790 lm CRI>80  
120V: 10W 2700 K 795 lm CRI>80

Dimmerabile — *Dimmable*  
*120V version is hardwired only (no plug in)*

⊕ CE IP 20 ENEC

Azzurro, rosa, verde.  
*Light blue, pink, green.*



Un gioiello pensato per adornare lo spazio domestico. La magia sta nella composizione: un elemento in marmo statuario collocato al centro di un disco in polimetilmetacrilato trasparente. A unire i due materiali, un unico anello impreziosito da una lavorazione artigianale; l'insieme è fissato a parete da un piccolo perno. I due elementi, liberi di muoversi, ricordano il ritmo oscillante di un orecchino.

*A jewel to adorn domestic space. The magic lies in the separation of the parts: a shape in statuary marble placed at the centre of a disk of transparent polymethylmethacrylate. The two materials are joined by a single ring, enhanced by fine craftsmanship. The composition is attached to the wall by a small pin. The two parts, free to move, suggest the wavering rhythm of an earring.*



+ → Discover lifestyle images

# Gregg

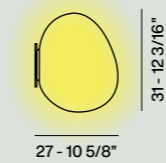
Ludovica + Roberto  
Palomba, 2007



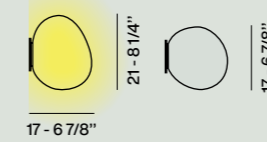
## Gregg

Wall

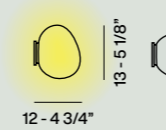
media



MIDI



piccola



Vetro soffiato acidato e metallo verniciato.  
*Blown acid-etched glass and white lacquered metal.*


Gregg media  
220 / 240V: Max 1x150W E27  
120V: Max 1x100W E26

Gregg MIDI  
220 / 240V: LED retrofit inclusi / *included*  
6,5W E14 2700K 806lm CRI>80  
120V: LED inclusi / *included* Max 1x20W LED TYPE G E12

Gregg piccola  
220 / 240V: Max 1x8W G9  
on/off o con / *with dimmer included*  
120V: Max 1x8W G9

CE IP 20 (only piccola IP 44) ENEC (no MIDI)

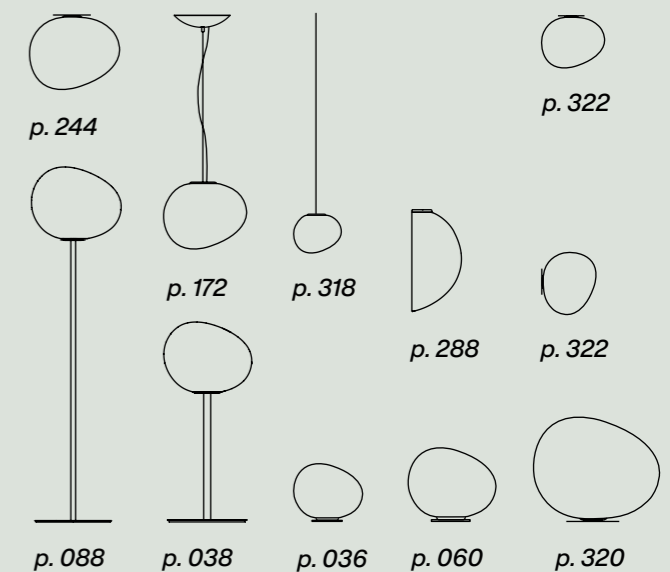
Vetro: bianco. Montatura: bianco, oro o grafite (solo Gregg media).  
*Glass: white. Frame: white, gold or graphite (only Gregg media).*



Forme organiche che ricordano ciottoli levigati dall'acqua realizzate in vetro soffiato a bocca. Disponibile in tre misure, è perfetta anche per creare composizioni multiple a parete. Supporto in tre diversi colori per coordinare molteplici esigenze di arredo. Diffondono una calda e morbida luminosità.  
*Organic forms that suggest stones shaped by water, made of blown glass. Available in three sizes, also perfect to create multiple compositions on the wall. The support is in three different colours for coordination with various decor settings. For warm, soft lighting.*

Mix&Match collection → p.338

Collection →





# Gregg Mirror

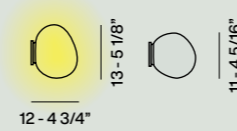
Ludovica + Roberto  
Palomba, 2007 - 2021



## Gregg Mirror

Wall

piccola



Vetro soffiato acidato e metallo verniciato.  
*Blown acid-etched glass and white lacquered metal.*

Gregg piccola  
220 / 240V: Max 1x8W G9

⊕ CE ⚡ IP 20 ENEC

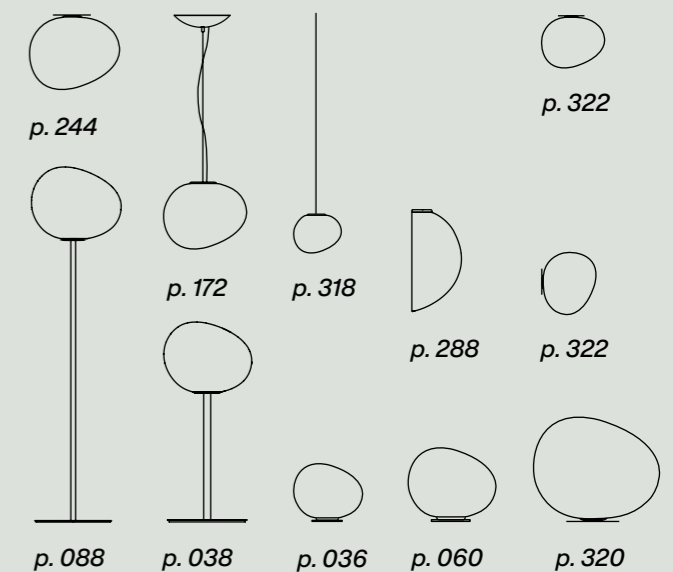
Vetro: bianco. Montatura: bianco.  
*Glass: white. Frame: white.*



Realizzata in vetro soffiato satinato, ha una forma morbida, amichevole e dinamica, con una forma che ricorda un ciottolo levigato dall'acqua. Grazie ad un sistema di ghiera può essere installata integrata nello specchio tramite la creazione di un foro. La forma completamente chiusa la rende perfetta per un uso come lampada "da trucco".

*Made of satin finish blown glass, it has a soft, friendly, and dynamic shape, which recalls that of pebbles smoothed by water. Thanks to a special system of ring nuts, it can be installed integrated into the mirror itself by making a hole. The completely closed shape makes it perfect for use as a "make-up" lamp.*

Collection →



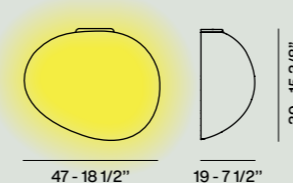
**Gregg semi**  
Ludovica + Roberto  
Palomba, 2019



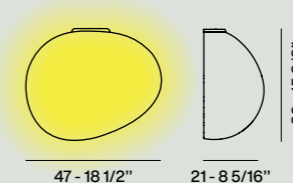
**Gregg semi**

Wall

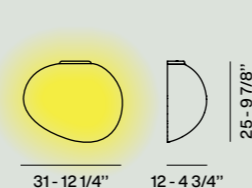
grande semi 1



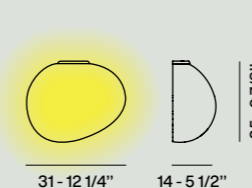
grande semi 2



media semi 1



media semi 2



Vetro soffiato satinato e metallo verniciato.  
*Blown acid-etched glass and white lacquered metal.*

220 / 240V: Max 1x30W E27  
*Remote control version with Bluetooth app available (220/240V only)*  
120V: Max 1x30W E26



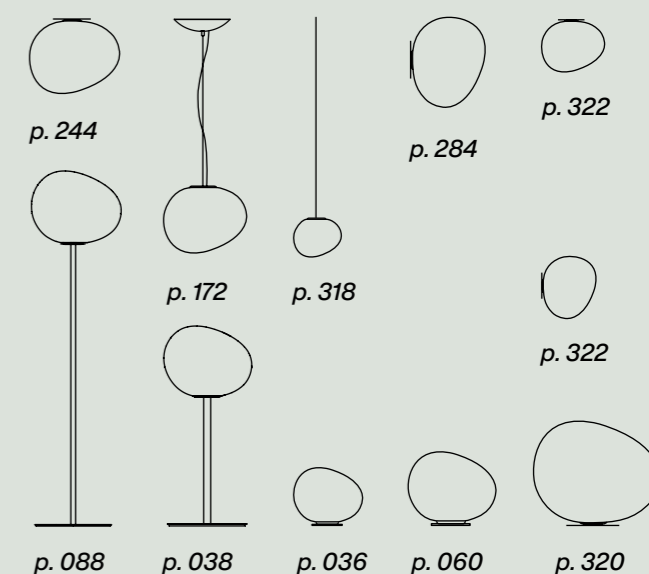
Vetro: bianco.  
Montatura: bianco, oro, grafite.  
*Glass: white.*  
*Frame: white, gold, graphite.*



Seziona a metà il vetro di Gregg, forma organica e asimmetrica che non fa riferimento alla geometria pura, ma ricorda ispirazioni naturali. Un volume di facile lettura, eppure sorprendente, in cui il vetro abbraccia completamente la fonte luminosa, disponibile con due diversi orientamenti. Supporto in tre colori.  
*Cutting halfway across Gregg's glass, the lamp has an organic, asymmetrical form, not based on pure geometry but on natural inspirations. A volume that is easy to recognize yet always surprising, in which the glass completely wraps the light source, available in two different directional options. The support comes in three colours.*

Mix&Match collection → p.338

Collection →



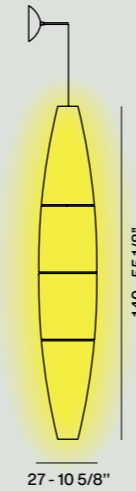
# Havana

Joseph Forakis, 1993



## Havana

Wall



Polietilene stampato a iniezione e metallo verniciato.  
*Injection moulded polyethylene and varnished metal.*

220 / 240V: Max 1x116W E27  
120V: Max 1x100W E26



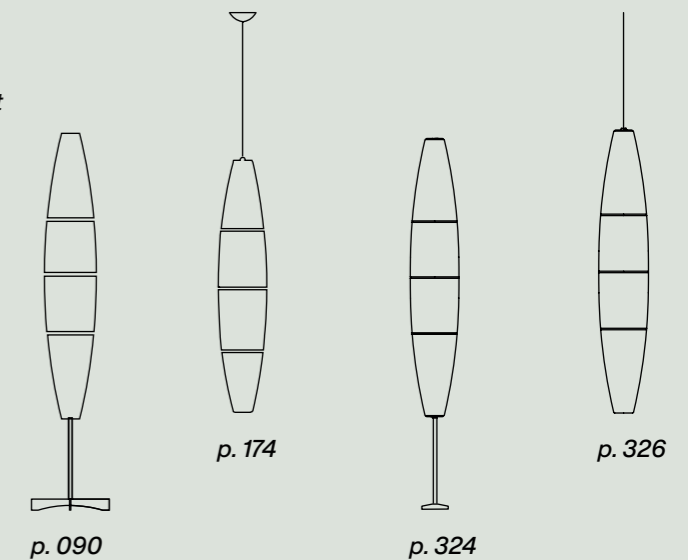
Bianco. *White.*



\* 120V: cavo nero / *black cable*

Affusolata come un sigaro, ha uno stile senza età e si trova a proprio agio in qualsiasi ambiente, diffondendo attorno a sé una luminosità calda e soffusa che caratterizza ulteriormente il famoso e inimitabile design. Gli spazi vuoti tra i quattro segmenti del diffusore si riempiono di luce quando è accesa.  
*Tapered like a cigar, this product has a timeless style to fit perfectly into any setting, spreading warm, soft light that adds further character to this famous, inimitable design. The gaps between the four segments of the diffuser are filled with light when the unit is on.*

Collection →




# Lake

Lucidi e Pevere, 2015

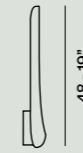


## Lake

Wall



48,5 - 19 1/8"



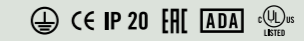
9,5 - 3 3/4"

48 - 19"

ABS stampato a iniezione verniciato e alluminio.  
*Varnished injection moulded ABS and aluminium.*

LED inclusi / *included*  
220 / 240V: 10W 3000 K 862 lm CRI>80  
120V: 10W 3000 K 850 lm CRI

Dimmerabile — *Dimmable*



Avorio, rosso.  
*Ivory, red.*



Una luce liquida e sorprendente sorge dall'interno della piega collocata lungo il bordo esterno e scorre verso l'interno, sulla sua superficie lucida e asimmetrica.

Una forma organica, ricca di colore, per dare movimento e creare originali giochi di luce anche su pareti di grandi dimensioni.

*Liquid, surprising light springs from inside the fold placed along the outer border and flows inside on the glossy asymmetrical surface. An organic form enhanced by colour to grant movement and to create original games of light on large walls.*

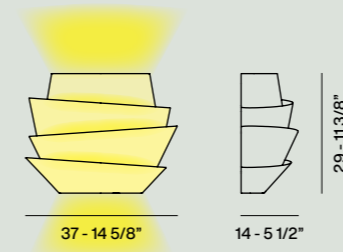
# Le Soleil

Vicente Garcia Jimenez, 2013



## Le Soleil

Wall



Policarbonato stampato a iniezione e verniciato e metallo verniciato.  
*Injection moulded coated polycarbonate and varnished metal.*

220 / 240V: Max 1x17,5W R7s  
120V version not available


⊕ CE ⚡ IP 20 EAC

Bianco. *White.*



Forte presenza scenica con una profondità ridotta.  
Composta da fasce sovrapposte, dinamicamente irregolari, che fungono da elementi riflettenti verso l'interno e da diffusori verso l'esterno, creando un effetto caldo e solare, grafico e luminoso allo stesso tempo.  
*A forceful theatrical presence, of minimal depth. Composed of overlapping, dynamically irregular bands that reflect light inward and spread it outward, creating a warm effect of sunny brightness and graphic impact.*

Collection →



p. 176

# Lumiere XXL - XXS

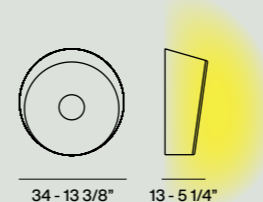
Rodolfo Dordoni, 2010



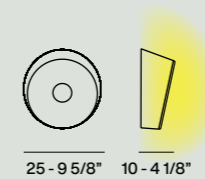
## Lumiere XXL - XXS

Wall

### Lumiere XXL



### Lumiere XXS



Vetro soffiato e metallo verniciato.  
*Blown glass and lacquered metal.*

Lumiere XXL  
220 / 240V: Max 4x8W G9  
120V: LED inclusi / *included*  
32W 2700 K 2720 lm CRI>80  
Dimmerabile — *Dimmable*

Lumiere XXS  
220 / 240V: Max 3x8W G9  
120V: LED inclusi / *included*  
18W 2700 K 1512 lm CRI>80  
Dimmerabile — *Dimmable*



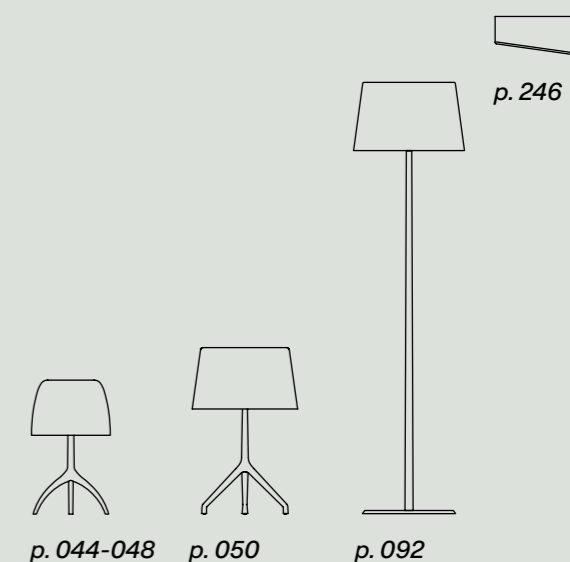
Bianco, grigio freddo.  
*White, cool grey.*



Contraddistingue lo spazio con il proprio dinamismo. Caratterizzata dal taglio obliquo che seziona il diffusore in vetro soffiato in modo sorprendente: geometrie inedite realizzate con sapienza artigianale dai maestri vetrai. Utilizzando le due misure o orientando il vetro in maniera diversa, è possibile creare un gioco di eleganti composizioni.

*Dynamism in space. The oblique opening cuts across the blown glass diffuser in a surprising way, with unusual geometric lines skilfully created by master glassmakers. Using the two measurements and adjusting the glass in different ways, it is possible to create elegant compositions.*

Collection →



# Rituals

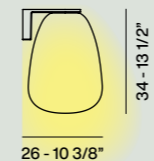
Ludovica + Roberto  
Palomba, 2015



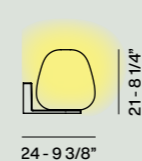
## Rituals

Wall

Rituals 1



Rituals 3



Vetro soffiato satinato inciso e metallo verniciato.  
*Blown engraved satin glass and varnished metal.*

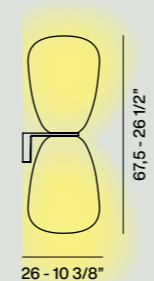
Rituals 1-3  
220 / 240V: Max 1x70W E27  
120V: Max 1x70W E26

Rituals 1-3 doppia *double*  
220 / 240V: Max 2x70W E27  
120V: Max 2x60W E26

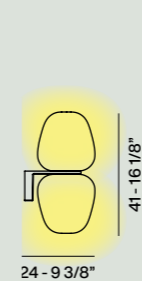


Bianco. *White.*

Rituals 1  
doppia *double*



Rituals 3  
doppia *double*

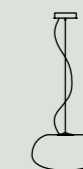


Caratterizzate da una particolare lavorazione del vetro soffiato, con linee irregolari che ne incidono la superficie e creano un'illuminazione calda e vibrante. Simile al piedistallo di un'opera d'arte, il supporto a L della versione a parete permette diverse soluzioni: con il vetro posizionato verso l'alto o il basso, o in versione che monta due diffusori.  
*Featuring special workmanship on the blown glass, with irregular lines that etch the surface to generate warm, vibrant light. Like the pedestal of a work of art, the L-shaped support of the wall version permits different solutions: the glass can be positioned upward or downward, or in a version that combines two diffusers.*

Collection →



p. 248



p. 186



p. 188



p. 300



p. 062



p. 066



p. 104

# Rituals semi

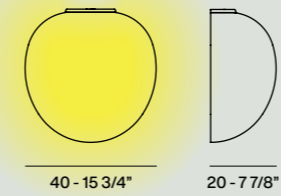
Ludovica + Roberto  
Palomba, 2013 - 2019



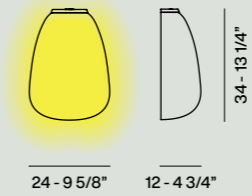
## Rituals semi

Wall

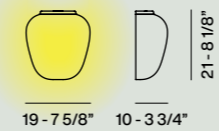
Rituals XL semi



Rituals 1 semi



Rituals 3 semi




Vetro soffiato satinato inciso e metallo verniciato.  
*Blown engraved satin glass and varnished metal.*

220 / 240V: LED retrofit Max 1x30W E27  
*Remote control version with Bluetooth app available (220/240V only)*

120V: LED retrofit Max 1x30W E26  
*Energy class A+, A*



Vetro: bianco.  
Montatura: bianco, oro, grafite  
*Glass: white.  
Frame: white, gold, graphite*



Parla il linguaggio della bellezza e della poesia.  
Un vetro soffiato a bocca arricchito da sottili incisioni, che ricordano il gesto della molatura, frutto di un sapiente lavoro artigiano. Un decoro morbido e affascinante, che contribuisce a filtrare l'intensità della sorgente, diffondendo una luce calda e soffice nell'ambiente.  
*A lamp that speaks the language of beauty and poetry. Handcrafted blown glass enhanced by slender incisions, as in the milling technique, with an effect of refined workmanship. A soft, fascinating decoration that contributes to soften the light's intensity, spreading a warm glow in the space.*

Mix&Match collection → p.338

Collection →



p. 248



p. 186



p. 188




p. 298



p. 062



p. 066



p. 104



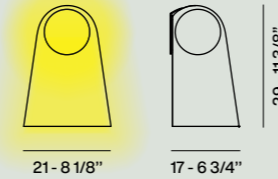
# Satellight

Eugeni Quitllet, 2017



## Satellight

Wall



Vetro cristallo soffiato a bocca e vetro incamiciato acidato.  
*Hand-blown crystal glass and cased acid-etched glass.*

220 / 240V: Max 1x25W G9  
120V: LED inclusi / *included* 6W 2700 K 504 lm CRI>80

*Dimmerabile — Dimmable*

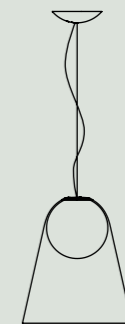


Bianco e trasparente.  
*White and transparent.*

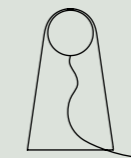


Ha un effetto visivo simile a un drappo di vetro trasparente, con una morbida e sognante luminosità che si diffonde da un globo in vetro satinato. Un design poetico e sorprendente, completamente realizzato in vetro soffiato a bocca. Trasmette una luminosità calda, morbida e gentile che non abbaglia.  
*The visual effect is that of a curtain of transparent glass, with soft, dreamy luminosity that spreads from a globe in frosted glass. A poetic, surprising design, completely crafted by hand in blown glass. For warm, soft, gentle brightness without the slightest suggestion of glare.*

*Collection →*



*p. 190*



*p. 068*

# Tobia

Ferruccio Laviani, 2019



# Tobia

# Wall



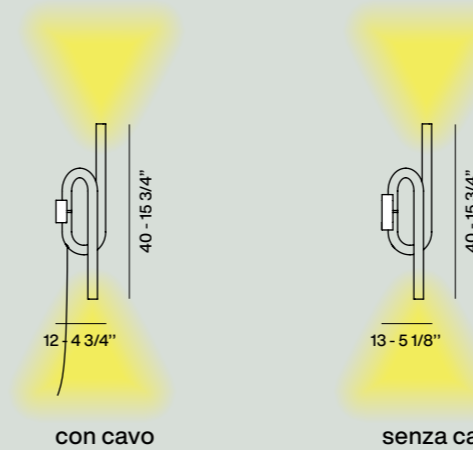
# Tobia

Ferruccio Laviani, 2019



## Tobia

Wall



Metallo e alluminio verniciato a liquido o dorato.  
*Liquid varnished or gold painted metal and aluminum.*

Tobia con cavo / *with plug*  
LED inclusi / *included*  
220 / 240 / 120V: 12W 2700 K 1400 lm CRI>80

Tobia senza cavo / *without plug*  
220 / 240V: 12W 2700 K 1400 lm CRI>80  
120V: 15W 2700 K 1400 lm CRI>80


CE IP 20 ENEC  
 (with plug) (without plug) (without plug)

Disponibile con cavo e senza cavo.  
*Available with and without cable.*

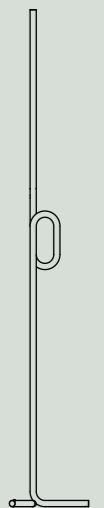
Bianco, nero, giallo fluo, arancione fluo, oro.  
*White, black, fluo yellow, fluo orange, gold.*



Esempio di come la semplicità possa avere carattere. Disponibile con alimentazione a parete o con cavo esterno bianco, emette luce verso l'alto e verso il basso dalle due estremità della lampada. Cinque diversi colori, pensati per sottolineare o mimetizzarne la presenza.  
*A prime example of how simplicity can have character. Available with wall power supply or with a white external cable, it casts light up and down from either end of the lamp. Five different colours, designed to emphasise or camouflage its presence.*



Collection →



p. 106

# Tress

Marc Sadler, 2011



## Tress

Wall

grande



25 - 10"

59 - 23 1/4"



13,5 - 5 1/2"

piccola



25 - 10"

40 - 15 3/4"



13,5 - 5 1/2"

Materiale composito su base di fibra di vetro verniciato, metallo verniciato.  
*Compound material on lacquered glass fibre base and varnished metal.*

220 / 240V: Max 1x120W R7s  
120V: Max 1x100W RSC

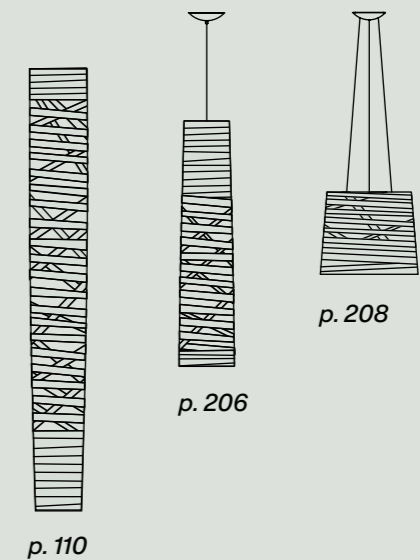


Bianco, nero.  
*White, black.*



Un nastro di fibra di vetro e resina intrecciato con ordinata casualità è la struttura e il decoro della lampada. Un effetto grafico e scenografico grazie alla luce che filtra attraverso l'intreccio di materiale composito e viene diffusa nell'ambiente e diretta verso l'alto.  
*A ribbon of glass and resin woven with orderly randomness forms the structure and decoration of the lamp. A graphic, theatrical presence, thanks to the light that filters through the composite material, diffused in space and directed upward.*

Collection →




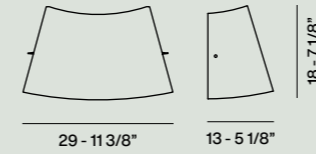
# Tutù

Valerio Bottin, 2001



## Tutù

Wall



Vetro soffiato, metallo e alluminio.  
*Blown glass, metal and aluminium.*

220 / 240V: Max 2x46W E14  
120V: Max 2x40W E12

⊕ CE IP 20 ENEC

Bianco, avorio.  
*White, ivory.*



Come un leggiadro velo di vetro soffiato, può essere disposta verso l'alto o il basso, ottenendo due diversi effetti decorativi e di illuminazione. Libera sulla parete un fascio luminoso deciso verso l'alto e verso il basso e attraverso il diffusore proietta nell'ambiente una luce calda.

*Like a graceful veil of blown glass, the unit can be aimed up or down, obtaining two different decorative and luminous effects. On the wall, it releases a forceful luminous beam, upward and downward, while emitting warm ambient lighting through the diffuser.*

314	Aplomb	328	Solar
316	Cri Cri	330	Twiggy Grid XL - Lettura
318	Gregg <i>suspension</i>	332	Twiggy Grid <i>floor</i>
320	Gregg <i>floor</i>	334	Twiggy Grid <i>suspension</i>
322	Gregg <i>ceiling, wall</i>	336	Uto
324	Havana <i>floor</i>		
326	Havana <i>suspension</i>		

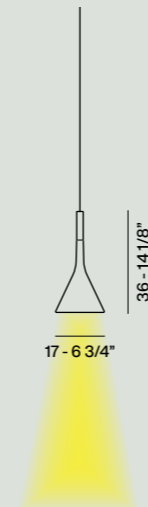
# Aplomb

Lucidi e Pevere, 2017



## Aplomb

Outdoor suspension



Cemento colato a mano e alluminio.  
*Hand pouring concrete and aluminium.*

LED inclusi / *included*  
8W 2700 K 680 lm CRI>80

Dimmerabile — *Dimmable*

☐ CE ⚡ IP 44 IP 65 ENEC

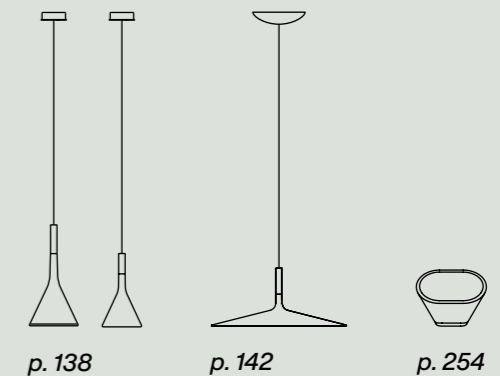
*Suitable for wet location*

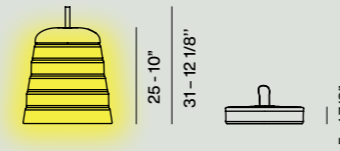
Rosso pompeiano, verde salvia, grigio chiaro.  
*Pompeian red, sage green, light grey.*



Eleganza, levità, pulizia formale con un cemento simile nell'aspetto all'amalgama del progetto originale, ma variato nella composizione per resistere alle intemperie. Proposta con un lungo cavo per essere avvolta ad esempio attorno a un pilone o a un ramo di un albero. Crea un'illuminazione puntuale e diretta.  
*Elegance, lightness and clean form made with concrete similar in its appearance to the mix of the original project, but varied in its composition to stand up to weathering. It is provided with a long cable to be wrapped, for example, around a pole or a tree branch. For precise direct lighting.*

Collection →





23,5 - 9 1/4"

Silicone, ABS e PMMA.  
*Silicone, ABS and PMMA.*

LED inclusi / *included*  
2,4W 2700 K 325 lumen CRI>80

Touch-dimmer incorporato  
*Integrated touch-dimmer*

*USB charge*

CE IP 67 ENEC

*Suitable for wet location*

Verde, rosso.  
*Green, red.*



Una luce "easy" senza cavo, con batteria interna ricaricabile, da appendere o appoggiare dove si vuole, sia in esterno che in interno. Da sola o in combinazione, aperta o regolata a metà altezza, permette di creare diversi scenari luminosi. Intensità luminosa regolabile su tre diversi livelli con un semplice tocco. Quando non utilizzata si richiude su sé stessa per essere riposta con un ingombro minimo.  
*An "easy" cordless lamp with an internal rechargeable battery, to hang or place where desired, both indoors and outdoors. Alone or in a combination, open or regulated at half height, it allows you to create a variety of luminous settings. The brightness can be adjusted to three different levels with a simple touch. When not in use it can be closed, to occupy a minimum of storage space.*



+ → Discover lifestyle images



# Gregg

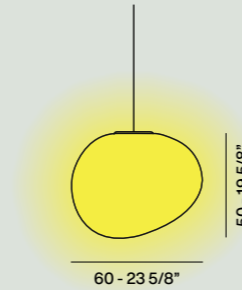
Ludovica + Roberto  
Palomba, 2011




## Gregg

## Outdoor suspension


XL



grande



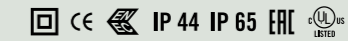
media



Polietilene stampato in rotazionale e metallo verniciato.  
*Rotational moulded polyethylene and varnished metal.*

Gregg outdoor XL / grande  
220 / 240V: Max 1x25W E27  
120V: Max 1x25W E26

Gregg outdoor media  
220 / 240V: Max 1x15W E27  
120V: Max 1x15W E26



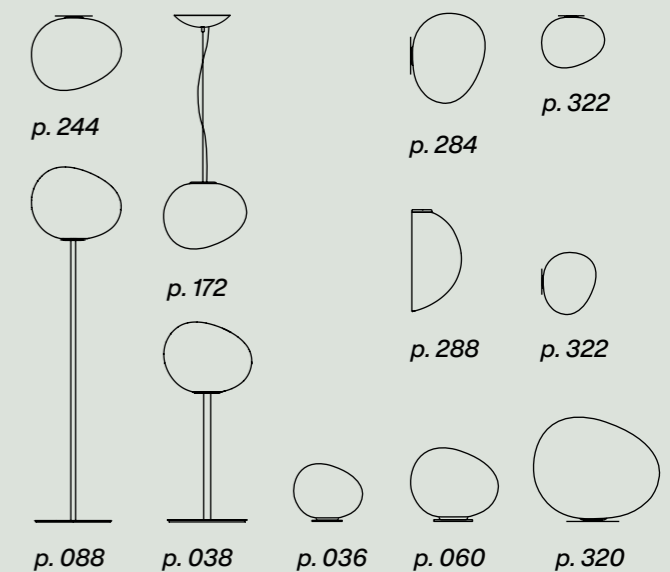
*Suitable for wet location*

Bianco. *White.*



Forme organiche e familiari pensate per creare presenze luminose e composizioni all'aria aperta. Cattura lo sguardo per il suo mutare aspetto a seconda del punto di vista: ci si gira attorno e la lampada appare sempre diversa. Materiale resistente agli urti e agli agenti atmosferici. Luminosità morbida.  
*Organic and familiar forms designed to create luminous presences and outdoor compositions. It catches the eye with the way its appearance changes, depending on the vantage point: walking around it, the lamp always looks different. The material stands up to impact and weathering. For soft light.*

Collection →



+ → Discover lifestyle images

# Gregg

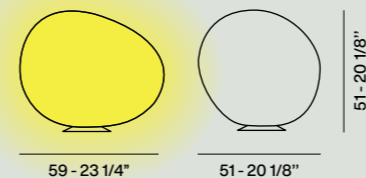
Ludovica + Roberto  
Palomba, 2011



## Gregg

Outdoor floor

XL



Polietilene stampato in rotazionale e metallo verniciato.  
*Rotational moulded polyethylene and varnished metal.*

Gregg outdoor XL / grande  
220 / 240V: Max 1x25W E27  
120V: Max 1x25W E26

Gregg outdoor media  
220 / 240V: Max 1x15W E27  
120V: Max 1x15W E26



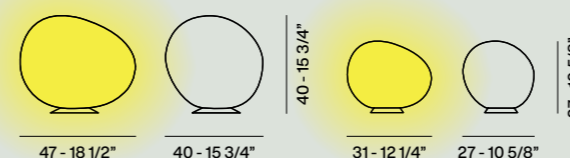
*Suitable for wet location*

Bianco. White.



grande

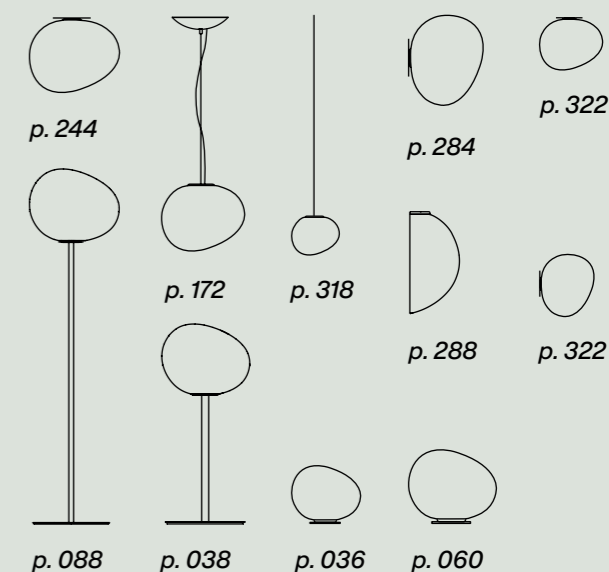
media



Molteplici le possibilità di utilizzo, duplice l'emozione: di giorno con una forma organica e pura, di notte con una calda luminosità. Decorazione e illuminazione allo stesso tempo, si presta a caratterizzare diverse situazioni: una terrazza, un giardino, un patio così come un ambiente living all'aperto.

*Multiple usage options, and a dual impression: a pure, organic form in the daytime, a warm glowing presence at night. Simultaneously decorative and effective, it adapts to many different situations: a terrace, a garden, a patio, or an outdoor living area.*

Collection →



+ → Discover lifestyle images

# Gregg

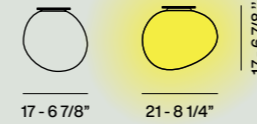
Ludovica + Roberto  
Palomba, 2017



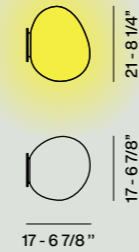
## Gregg

Outdoor wall / ceiling

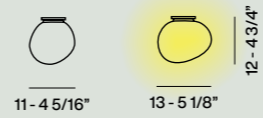
MIDI soffitto



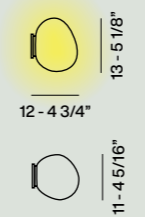
MIDI parete



piccola soffitto



piccola parete



Vetro soffiato satinato e alluminio verniciato.  
*Blown acid-etched glass and coated aluminium.*

Gregg MIDI  
LED inclusi / included  
8W 2700 K 635 lm CRI>90  
220/240V: dimmerabile — *dimmable*

Gregg piccola  
220 / 240V: Max 1x8W G9  
120V: not available

⊕ CE IP 44 ENEC

*Suitable for damp location*

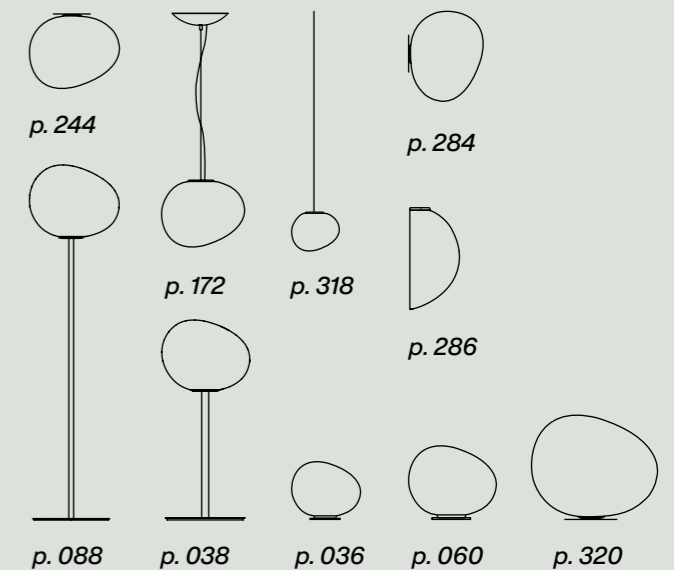
Bianco. *White.*



In vetro soffiato a bocca può essere utilizzata da parete e a soffitto. La forma asimmetrica e organica ricorda forme naturali, come un ciottolo levigato dall'acqua o l'uovo di un animale mitologico. La sorgente a LED integrata garantisce ottima temperatura di colore, efficienza energetica e dimmerabilità.

*In blown glass, for use on the wall or the ceiling. The asymmetrical organic form evokes nature, like a stone polished by water, or the egg of some mythical beast. The built-in LED source guarantees optimized colour temperature, energy efficiency and dimmable operation.*

Collection →



+ → Discover lifestyle images

# Havana

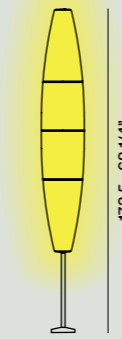
Joseph Forakis, 2005



## Havana

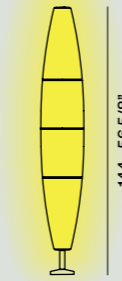
## Outdoor floor

Havana Outdoor



23 - 9 1/16"

Havana Outdoor  
bassa



23 - 9 1/16"

Polietilene stampato in rotazionale e metallo verniciato.  
*Rotational moulded polyethylene and varnished metal.*

220 / 240V: Max 1x46W E27  
120V: Max 1x60W E26

CE IP 44 IP 65 ENEC UL LISTED

*Suitable for wet location*

Bianco. *White.*



base  
*base*



cilindro  
*underground  
base*



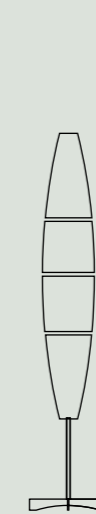
picchetto  
*stake  
mounted*



Versione da esterno di uno dei bestseller Foscarini, ha il diffusore formato da un unico elemento in polietilene stampato. È ideale per illuminare gli spazi all'aria aperta, arricchendoli di una presenza che è in grado di integrarsi nell'ambiente. Al buio esalta la possibilità di lettura degli spazi esterni rendendo più concrete ampiezza e dimensioni. In gruppo crea scenografie di luce dall'aspetto quasi arboreo.

*The outdoor version of a Foscarini bestseller, with a diffuser formed by a single piece of moulded polyethylene. Ideal for outdoor spaces, it enhances them with a presence that fits perfectly into the setting. After dark it boosts the possibility of perception of outdoor zones, making their size and boundaries clear. Arranged in a group, the lamp creates luminous scenarios with an almost arboreal character.*

Collection →



p. 090



p. 174



p. 290



p. 326

+ → Discover lifestyle images

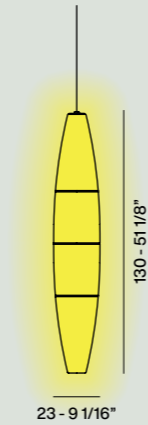
# Havana

Joseph Forakis, 2005



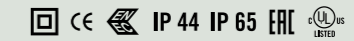
## Havana

Outdoor suspension



Polietilene stampato in rotazionale e metallo verniciato.  
*Rotational moulded polyethylene and varnished metal.*

220 / 240V: Max 1x46W E27  
120V: Max 1x60W E26



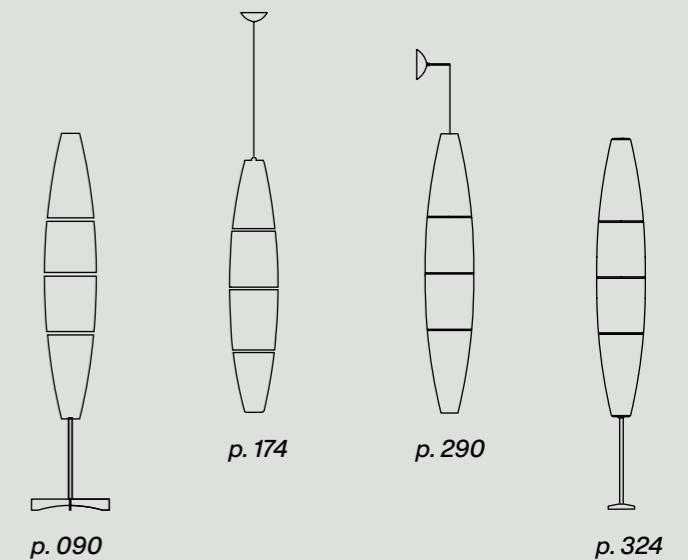
*Suitable for wet location*

Bianco. *White.*



Segno giovane e leggero che ricorda la forma di un sigaro, da cui ironicamente prende il nome. Versione outdoor di uno dei più longevi successi Foscarini, è realizzata in un unico corpo in polietilene - materiale leggero, durevole e resistente - con segni che ricordano la suddivisione in segmenti che caratterizza il design del modello da interni.  
*A young, light image that suggests the form of a cigar, ironically echoed by its name. The outdoor version of one Foscarini's long-term successes, it is made with a single piece of polyethylene - a light, durable, strong material - with signs that reference the subdivision in segments of the indoor model.*

Collection →



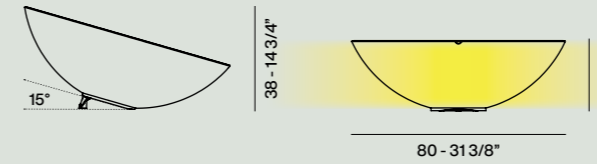
# Solar

Jean Marie Massaud, 2011



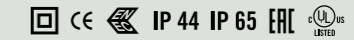
# Solar

# Outdoor floor



Polietilene stampato a rotazione, gres e metallo verniciato.  
*Rotational moulded polyethylene, porcelain stoneware top shelf and varnished metal.*

220 / 240V: Max 1x25W E27  
120V: Max 1x25W E26



*Suitable for wet location*  
Inclinabile fino a 15° / Reclinable up to 15°

Marrone. *Brown.*



Non solo una lampada, ma un focolare contemporaneo attorno al quale ritrovarsi e conversare all'aria aperta in sintonia con un concetto trasversale dell'abitare, nel quale il giardino può diventare un ambiente living. Il piano d'appoggio diventa un tavolino dove posare oggetti. Può essere inclinata in più posizioni, dando origine a differenti effetti, atmosfere e profondità di luce.  
*Not just a lamp, but a contemporary hearth around which to gather, conversing in the open air in tune with a versatile concept of dwelling, where the garden can become a true living room. The support becomes a table on which to place objects. It can be set at an angle, in multiple positions, giving rise to different effects, atmospheres and depths of light.*



# Twiggy Grid

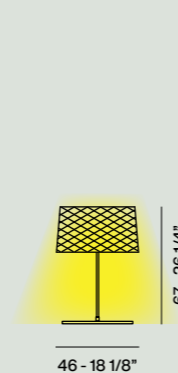
Marc Sadler, 2018



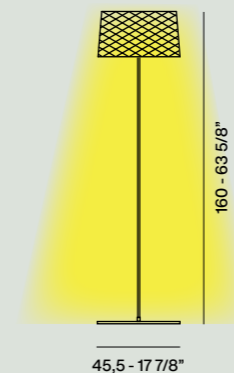
## Twiggy Grid

Outdoor table / floor

XL



lettura



Materiale composito su base di fibra di vetro laccato, PMMA, metallo verniciato e alluminio. *Varnished fibreglass based composite material, PMMA, varnished metal and aluminium.*

LED inclusi / included  
220 / 240V: 32W 2850 K 3930 lm CRI>90  
120V: 36,5W 2850 K 3930 lm CRI>90  
on/off

☐ CE IP 44 IP 65 ENEC

*Suitable for wet location*

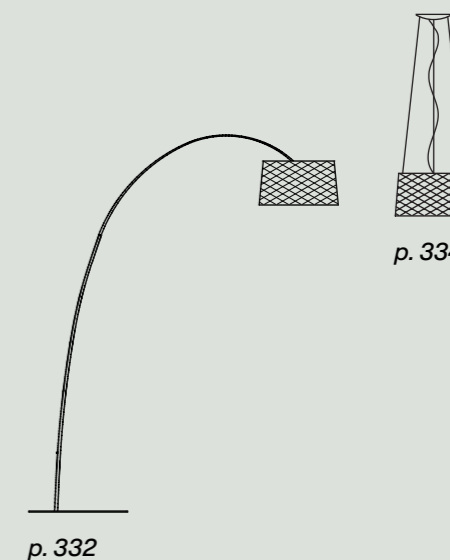
Carminio, greige.  
*Carmine, greige.*



Un concetto formale di leggerezza declinato in una lampada da terra e da tavolo dallo stelo sottile e dal caratteristico diffusore intrecciato realizzato da fettucce di materiale composito. Perfetta per uso outdoor e indoor. Disponibile in due colori, si può armonizzare con ambienti diversi.


*A formal concept of lightness interpreted in a floor and table lamp with a slender stem and the characteristic woven shade made with ribbons of composite material. Perfect for outdoor and indoor use. Available in two colours, for coordination with different settings.*

Collection →



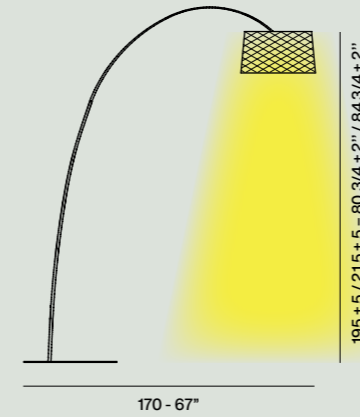
# Twiggy Grid

Marc Sadler, 2017



## Twiggy Grid

Outdoor floor



Materiale composito su base di fibra di vetro laccato, PMMA, metallo verniciato e alluminio.  
*Varnished fibreglass based composite material, PMMA, varnished metal and aluminium.*

LED inclusi / included  
 220 / 240V: 32W 2850 K 3930 lm CRI>90  
 120V: 36,5W 2850 K 3930 lm CRI>90  
 on/off

☐ CE IP 44 IP 65 ENEC

*Suitable for wet location*

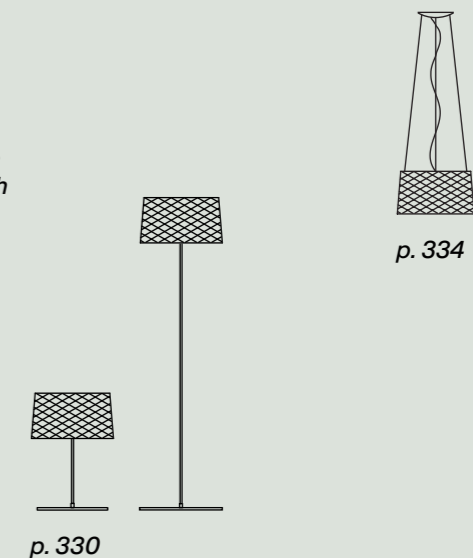
Carminio, greige.  
*Carmine, greige.*



Una lampada-icona nella sua variante da esterno, in cui il progetto è stato completamente ripensato nella parte illuminotecnica e nell'estetica del diffusore, con una superficie a intreccio che ha valore sia funzionale che estetico: permette di schermare l'intensità della fonte luminosa e allo stesso tempo costruisce un dialogo con le forme circostanti.

*An iconic lamp in its outdoor version, where the design has been completely revised in technical terms and in the image of the diffuser, with a woven surface that adds both functional and aesthetic value: it screens the intensity of the light source, while at the same time constructing a dialogue with surrounding forms.*

Collection →



+ → Discover lifestyle images



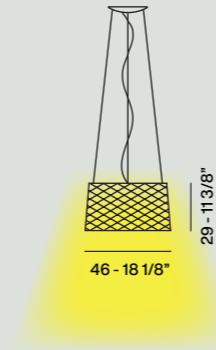
# Twiggy Grid

Marc Sadler, 2017



## Twiggy Grid

Outdoor suspension



Materiale composito su base di fibra di vetro laccato, PMMA, metallo verniciato e alluminio.  
*Varnished fibreglass based composite material, PMMA, varnished metal and aluminium.*

LED inclusi / included  
220 / 240V: 26W 2850 K 3368 lm CRI>90  
120V: 31W 2850 K 3368 lm CRI>90  
on/off

⚡ CE ⚡ IP 44 ENEC

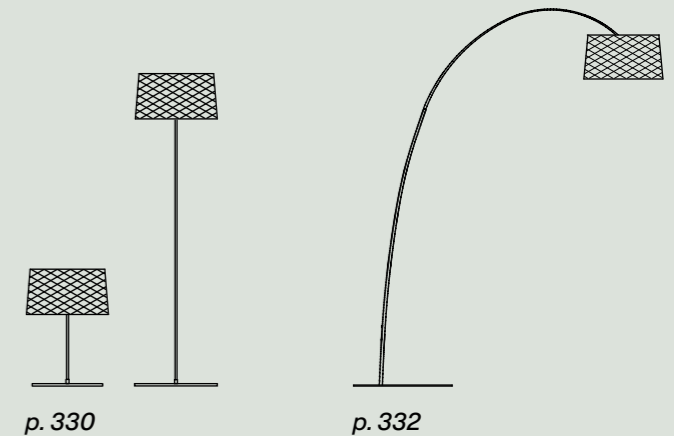
*Suitable for damp location*

Carminio, greige.  
*Carmine, greige.*



Ottima per i "territori di passaggio" tra un dentro e un fuori come i porticati. Versione da esterno della lampada-icona Twiggy. La superficie a intreccio ha valore sia funzionale che estetico: permette di schermare l'intensità della fonte luminosa e allo stesso tempo costruisce un dialogo con le forme circostanti.  
*Excellent for "territories of transit" between an interior and an outdoor space such as a porch. The outdoor version of the iconic Twiggy lamp has a woven surface with both functional and image value: it screens the intensity of the light source, while at the same time constructing a dialogue with surrounding forms.*

Collection →



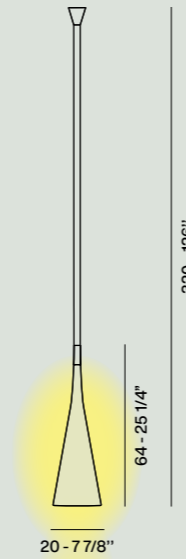
# Uto

Lagranja Design, 2005



## Uto

## Outdoor suspension



Elastomero termoplastico e policarbonato.  
*Thermoplastic elastomer and polycarbonate.*

220 / 240V: Max 1x12W E27  
120V: Max 1x15W E26

☐ CE ⚡ IP 44 ENEC

*Suitable for damp location*

Bianco, giallo, arancio.  
*White, yellow, orange.*



Una lampada fuori dagli schemi che permette di inserire punti luce in modo flessibile dialogando con quanto c'è attorno: elementi strutturali – edifici, arredi urbani – ma anche naturali – alberi, rampicanti. Realizzata in gomma silconica: un materiale piacevole, morbido al tatto, antiurto e indistruttibile. Può essere utilizzata in interno e in esterno, modellandola a seconda delle esigenze e ispirazioni personali.


*An unconventional lamp that permits insertion of lighting points in a flexible way, establishing a dialogue with the surroundings: structural elements like buildings and urban furnishings, but also natural features like trees and vines. Made in silicone rubber, a material that is pleasing and soft to the touch, ready to stand up to impact, and indestructible. For indoor and outdoor use, shaped to meet personal needs and inspirations.*

Collection →



p. 218





## Mix&Match

System

5 diffusori, 4 funzioni, 3 colori: con il sistema Mix&Match è possibile costruire il proprio progetto di illuminazione in modo ancora più flessibile e personale. Si parte dalla scelta dello stile del vetro – tra le famiglie Gem, Gregg e Rituals, si individua la funzione in base alle esigenze dell'ambiente, si declina nelle varianti di colore a seconda del gusto e dello stile progettuale.

*5 diffusers, 4 functions, 3 colors: with the Mix&Match system it is possible to produce lighting projects in an even more flexible and personal way. It starts with choosing the style of glass - between the Gem, Gregg and Rituals families, it follows identifying the function according to the needs of the environment, and then specifying the color according to taste and design style.*

## Gem

Ludovica + Roberto  
Palomba, 2015

Vetro soffiato in rilievo  
e acidato, metallo.  
*Blown acid-etched glass  
with reliefs, metal.*

Vetro: bianco.  
Montatura:  
bianco, oro, grafite.  
*Glass: white.  
Frame: white,  
gold, graphite.*



Tavolo / Table

→ p. 036




Terra / Floor

→ p. 086



Sospensione / Suspension

→ p. 170



Parete / Wall

→ p. 280

## Gregg

Ludovica + Roberto  
Palomba, 2007

Vetro soffiato acidato e  
metallo verniciato.  
*Blown acid-etched glass  
and coated metal.*

Vetro: bianco.  
Montatura:  
bianco, oro, grafite.  
*Glass: white.  
Frame: white,  
gold, graphite.*



Tavolo / Table

→ p. 038 - 040



Terra / Floor

→ p. 088



Sospensione / Suspension

→ p. 172



Parete / Wall

→ p. 284 - 286

## Rituals

Ludovica + Roberto  
Palomba, 2012

Vetro soffiato satinato  
inciso e metallo verniciato.  
*Blown engraved satin  
glass and coated metal.*

Vetro: bianco.  
Montatura:  
bianco, oro, grafite.  
*Glass: white.  
Frame: white,  
gold, graphite.*



Tavolo / Table

→ p. 066



Terra / Floor

→ p. 104



Sospensione / Suspension

→ p. 188



Parete / Wall

→ p. 300

Le lampade del sistema Mix&Match sono perfette sia come singolo pezzo d'arredo, per dare carattere a una stanza, sia come insieme per coordinare un intero ambiente. La versatilità offerta dalla possibilità di declinare ogni modello in 4 diverse funzioni permette di scolpire lo spazio attraverso la luce.

*The lamps in the Mix&Match system are perfect both as individual pieces, adding character to a room, and together in compositions, coordinating the entire atmosphere within a space. The option to select each model in four different functions allows for exceptional versatility and makes it possible to sculpt space through light.*



## Vite

VITE è un viaggio che ci porta all'interno di case reali - tra Copenaghen, New York, Napoli, Shanghai e Venezia - accompagnati dall'artista, fotografo e videomaker Gianluca Vassallo e dallo scrittore Flavio Soriga. Al centro dell'obbiettivo e della narrazione sono le persone, mentre lo sguardo viene lasciato libero di aggirarsi in ambienti intimi, veri e pertanto anche imperfetti. Non più controllatissimi set fotografici, ma case vissute, quotidiane, che ci raccontano da vicino le storie delle persone che le abitano. Scarica da [vite.foscarini.com](http://vite.foscarini.com) il libro VITE in versione digitale. Scoprirai uno strumento ricco di funzionalità aggiuntive con indici interattivi, approfondimenti fotografici divisi per prodotto, ambiente e destinazione d'uso, oltre a video, podcast audio e collegamenti diretti al sito.

*VITE is a voyage that takes us inside real homes – in Copenhagen, New York, Naples, Shanghai and Venice – accompanied by the artist, photographer and videomaker Gianluca Vassallo and the writer Flavio Soriga. People are at the centre of the image and the narration, while the gaze is left free to roam inside personal spaces, real spaces that are also thus imperfect. We no longer look at carefully controlled environments, the artificial and “unreachable” images of photographic sets, but at homes that are lived in on an everyday basis, close-ups of the stories of the people who dwell inside them.*

*Download the digital version of VITE from [vite.foscarini.com](http://vite.foscarini.com). You will discover a functional tool rich in additional features with interactive indexes, lifestyle images organised by product, room and use as well as videos, audio podcasts and direct links to product pages on our website.*



## Altri cataloghi / Other catalogs

**Maestrie** — È l'ampio progetto che mette in luce il sapere artigiano alla base della realizzazione di alcune delle icone Foscarini.

**Ritratti** — Un “design book”, una selezione di lampade raccontate con differenti mood, attraverso i diversi punti di vista e sensibilità di tre fotografi, in un viaggio all'interno di cinque abitazioni in giro per l'Italia e nei suggestivi spazi outdoor dell'Arsenale di Venezia.

**Ambienti** — Progettare significa scegliere, e scegliere una lampada significa mettere in scena la giusta luce. Un catalogo che parla di progetti per aiutare a tradurre idee di luce in spazi “illuminati”.

**Maestrie** — *Is an extensive project which sheds light on the craftsmanship skills at the heart of the production of some of Foscarini's iconic products.*

**Ritratti** — *(“Profiles”), a brand book takes an intimate tour of five homes across Italy and an outdoor setting: the breathtaking night views of Arsenale in Venice. A collection of independent expressions on living photographed by three interior photographers.*

**Ambienti** — *Designing means choosing, and choosing a lamp means staging the right light. A catalog that talks about projects to help designers translate ideas of light into “enlightened” spaces.*

→ [www.foscarini.com/en/downloads](http://www.foscarini.com/en/downloads)

## MyFoscarini

Nel rapporto con i propri partner e clienti, Foscarini si serve di strumenti “disegnati” al proprio interno, nel segno dell'efficienza e della trasparenza: come *MyFoscarini*, la piattaforma informatica riservata ai propri rivenditori, uno strumento innovativo per completezza delle informazioni e funzionalità. In pochi click, con *MyFoscarini* è possibile collegarsi alla rete aziendale per:

- verificare la disponibilità delle lampade e la data di spedizione;
- inserire un ordine, prenotando così direttamente il modello richiesto;
- tenere traccia della spedizione;
- consultare le condizioni di vendita;
- scaricare i documenti amministrativi come bolle e fatture;
- preparare un preventivo;
- scaricare: immagini, loghi, listini in pdf ed excel e ancora istruzioni di montaggio, certificazioni ed etichette energetiche.

Il tutto 7 giorni su 7, 24 ore su 24. Se non sei già registrato richiedi la tua password al Customer Care Foscarini.

*With the same spirit that provides new ideas in lighting design, Foscarini creates its own more efficient programs for customer and partner communication, for instance, MyFoscarini, a proprietary IT platform, an absolutely innovative, highly flexible and transparent tool providing customers with complete information and full range of functions. With just a few clicks in MyFoscarini you can:*

- *check the availability of lamps and the shipping date;*
- *enter your orders, reserving lamps directly from Foscarini's central system;*
- *track your order status;*
- *consult sale conditions;*
- *download admin documents such as transport documents and invoices;*
- *prepare a quotation;*
- *download: images, logos, PDF and excel price lists assembly instructions, certifications and energy labels.*

*And all this 7 days a week, 24 hours a day.*

*If you haven't registered yet request your password from Foscarini Customer Care.*

→ [myf.foscarini.com](http://myf.foscarini.com)

## Social media

Foscarini è presente su tutti i principali social network, con modalità e linguaggi adatti a ogni singolo canale e tipologia di utente:

- **Facebook** per creare e mantenere relazioni con il pubblico, comunicare novità e progetti, condividere notizie, immagini e filmati;
- **Instagram** per visualizzare progetti e stimolare gli utenti a creare essi stessi delle immagini che coinvolgono i modelli Foscarini;
- **Pinterest** per condividere le immagini dei modelli e iniziative Foscarini, suddividendole in board tematiche;
- **LinkedIn** per creare e mantenere relazioni con gli operatori del settore e condividere contenuti professionali.

*Foscarini is present on all the main social networks with systems and languages suited to each individual channel and type of user:*

- **Facebook** to create and maintain public relations, communicate news and projects, share news, images and films;
- **Instagram** to view projects and stimulate users to create images with Foscarini models;
- **Pinterest** to share images of Foscarini models and initiatives, subdividing them into theme boards;
- **LinkedIn** to create and maintain relationships with sector operators and share professional contents.

↓ Follow us:



## App iFoscarini

*iFoscarini* è una app pensata per tutti gli appassionati di design che desiderano personalizzare i propri spazi con l'inconfondibile personalità dei modelli Foscarini. Dall'accattivante grafica emozionale ed estremamente user-friendly, *iFoscarini* permette di inserire le lampade all'interno di ambienti e setting fotografati al momento o scelti da un archivio di immagini. Disponibile su Apple Store e Play Store.

*iFoscarini is an app designed for all design enthusiasts who wish to customise their surroundings with the unmistakable personality of Foscarini models. With captivating and emotional graphics and extremely user-friendly it allows users to insert lamps in rooms and settings which are caught on camera each time or picked from an archive of pictures. Available on the Apple Store and Play Store.*

## Legenda



**CE**  
Dichiara che il produttore produce apparecchi conformi e rispondenti ai requisiti proposti dalla norma EN 60598.

*Declares that the manufacturer produces light fittings which comply with the requirements of the EN 60598.*



**Classe I**  
Apparecchio in classe I°: è obbligatoria la connessione al conduttore di protezione giallo / verde (messa a terra).

*Class I° luminaire: it's necessary to connect the device to the yellow / green protective conductor (earthing).*



**Classe II**  
Apparecchio in cui la protezione contro la scossa elettrica si basa unicamente sul doppio isolamento e/o isolamento rinforzato in ogni parte e senza dispositivo di messa a terra.

*Light fittings whose safety is guaranteed only by the double and/or reinforced insulation of all parts, with no earth.*



**Classe III**  
Apparecchio in cui la protezione contro la scossa elettrica si basa sull'alimentazione a bassissima tensione di sicurezza e in cui non si producono tensioni superiori alla stessa.

*Light fittings in which protection against electric shock is designed to be supplied from a safety extra-low voltage power source.*

## Legenda



**ENEC**  
Il marchio ENEC (Certificazione Elettrica relativa alle Norme Europee) è un marchio volontario rilasciato da enti terzi. Certifica che il prodotto è conforme e rispetta i requisiti proposti dalla norma EN 60598 ed è progettato e realizzato in aziende il cui sistema di gestione della qualità soddisfa i requisiti della norma UNI EN ISO 9001.

*The label ENEC (Electrical Certification concerning European Standard) is a voluntary label granted by third organizations. It certifies that a product complies with the EN 60598 standards and has been designed and manufactured by companies with an approved UNI EN ISO 9000 quality control system.*



**cULus**  
Certifica che il prodotto è conforme e rispetta i requisiti proposti dalle normative nordamericane, viene rilasciato dall'UL, organizzazione indipendente leader nel settore della certificazione di sicurezza dei prodotti destinati al mercato Nordamericano.

*Certifies that the product is conform to the North American standards, and is issued by UL, independent organisation leader in the field of products safety certification for the North American market.*



**EAC**  
Il marchio EAC certifica che i prodotti sono conformi a tutte le normative tecniche delle procedure di valutazione dell'Unione doganale eurasiatica.

*The EAC mark certifies that the products comply with all the technical regulations of the evaluation procedures of the Eurasian Customs Union.*



## Legenda

### IP

#### IP Protection Degree

**IP20:** apparecchio protetto contro la penetrazione di corpi solidi di dimensioni maggiori a 12mm e non protetto nei confronti dei liquidi.

**IP44:** apparecchio protetto contro la penetrazione di corpi solidi di dimensioni maggiori a 1mm e protetto contro gli spruzzi d'acqua.

**IP65:** apparecchio totalmente protetto contro la polvere e protetto contro i getti d'acqua.

*IP20: protected against the penetration of solid objects greater than 12 mm and non protected against liquids.*

*IP44: protected against the penetration of solid objects greater than 1 mm and protected against splashing water.*

*IP65: dust-tight and protected against water jets.*



#### Americans Disability ACT

Serie di normative che regolano l'arredo di edifici pubblici a favore dei portatori di handicap.

*Certification that confirms accessibility to places of public accommodation and commercial facilities by individuals with disabilities.*



#### CSQ – IQNET

Marchio valido in tutto il mondo, certifica che l'azienda Foscarini attua un sistema di gestione della qualità conforme alla normativa UNI EN ISO 9001:2008, per garantire un elevato standard qualitativo nella progettazione, sviluppo, fabbricazione e commercializzazione dei propri prodotti.

*The CSQ-IQNET label is valid all over the world. It certifies that Foscarini runs a quality management system which complies with the UNI EN ISO 9001:2008 standard, to guarantee a high quality level for what concerns project, development, production and distribution of its products.*



#### CSQ ECO

Marchio valido in tutto il mondo, certifica che l'azienda Foscarini attua un sistema di gestione ambientale conforme alla normativa UNI-EN ISO 14001:2004 per garantire l'impegno dell'azienda ad operare nel rispetto dell'ambiente e con l'obiettivo continuo di ridurre l'impatto delle proprie attività.

*This label is valid all over the world. It certifies that Foscarini runs an environmental management system which complies with the UNI EN ISO 14001:2004 standard in order to guarantee company's commitment to continual improvement of its environmental performances.*

# Colophon

Foscarini SpA  
via delle Industrie 27  
30020 Marcon / Venezia / Italy  
T +39 041 595 3811  
foscarini@foscarini.com

Foscarini Spazio Monforte  
corso Monforte 19  
20122 / Milano / Italy  
T +39 02 870 71320  
spaziomonforte@foscarini.com

Foscarini Inc / Foscarini Spazio Soho  
20 Greene Street, New York  
NY / 10013 / USA  
T +1 212 247 2218  
T +1 212 257 4412 | Showroom  
foscarini.inc@foscarini.com  
spaziosoho@foscarini.com

Foscarini Japan K.K.  
Tokyo / Japan  
foscarini.jpn@foscarini.com

Foscarini International Co., Ltd.  
Shanghai, China  
foscarini.china@foscarini.com

Azienda certificata  
UNI EN ISO 9001  
UNI EN ISO 14001

edizione 07.2022

Concept and graphic design:  
Designwork  
art direction: Artemio Croatto  
art work: Erika Pittis

Photography:  
Massimo Gardone / Azimut

Follow us:



foscarini.com

**FOSCARINI**