

HOME

LIGHT

ING

Decorative

linealight

HOME LIGHTING 2019

linealightgroup

Casa è dove batte il cuore.
Casa è dove la nostra storia ha inizio.

Home is where the heart beats.
Home is where our story begins.

Maison est là où bat notre coeur.
Maison est là où notre histoire a commencé.

Zuhause ist, wo dein Herz schlägt.
Zuhause ist, wo unsere Geschichte begann.

Casa es donde late el corazón.
Casa es donde inicia nuestra historia.

Дом – это место, где бьется сердце.
Дом – это место, где началась наша история.



PRODUCT INDEX INDOOR
ALPHABETICAL ORDER

● Protection Index IP44—68



pendant luminaires



ceiling lights



wall lights



floor lamps












table lamps



recessed luminaires



cable system

	ANTILLE	P. 16		●	●			
	ANTIGUA	P. 22	●	●	●			
	ARTIC	P. 28	●	●	●			
	BABY MARGE	P. 36					●	
	BART	P. 40		●	●			
	BATON	P. 44		●				●
	BEEBO	P. 48		●	●			●
	BOLL	P. 54		●	●			
	BOX	P. 58		●	●		●	
	CAMPANA	P. 72	●	●	●			●
	CIRCULAR	P. 80		●	●			
	CONUS	P. 86	●	●		●	●	●
	CREW	P. 96		●	●			

PRODUCT INDEX INDOOR

ALPHABETICAL ORDER

● Protection Index IP44—68



pendant
luminaires



ceiling
lights



wall
lights



floor
lamps














table
lamps



recessed
luminaires



cable
system

	CRUMB	P. 104		●					
	CUBIC	P. 108		●	●				
	CURVÈ	P. 110				●			
	DELTA	P. 116		●	●				
	DICE + ELIPSE	P. 120					●		
	DUAL + MINI DUAL	P. 124						●	
	DUBLIGHT	P. 128	●	●	●	●	●		
	ECOMOLLA	P. 140		●	●				
	FACE	P. 144	●	●	●				
	FOTIS	P. 150					●		
	GLUÈD	P. 156	●	●	●				
	GOCCIA	P. 166		●	●			●	
	HALFPIPE	P. 170					●		

PRODUCT INDEX INDOOR
ALPHABETICAL ORDER

● Protection Index IP44—68



pendant
luminaires



ceiling
lights



wall
lights



floor
lamps
















table
lamps



recessed
luminaires



cable
system

	HELI	P. 178						●
	HORIZON	P. 182	●	●				
	HULA HOOP	P. 188		●	●			
	INCASSO	P. 192						●
	JOSHUA	P. 198					●	
	KIOO	P. 202		●	●			
	LANCIA	P. 206		●	●			
	LINER	P. 210		●	●			
	LUMINOSA	P. 214		●	●			
	MAMI	P. 218	●	●	●		●	
	MARINA	P. 228		●	●			
	MATRIOSKA	P. 232						●
	METAL	P. 236		●	●			

PRODUCT INDEX INDOOR

ALPHABETICAL ORDER

● Protection Index IP44—68



pendant luminaires



ceiling lights



wall lights



floor lamps
















table lamps



recessed luminaires



cable system

	MILLE	P. 242	●	●	●				
	MINION	P. 254	●	●	●				
	MOLEDRO	P. 262	●	●	●				
	MOVE	P. 268	●	●					
	OH! IN	P. 272	●	●	●	●			●
	OHPS IN	P. 284	●	●		●			
	OH! SMASH IN	P. 290	●	●	●	●			
	ONDA	P. 296		●	●				
	ONE TO ONE	P. 300		●				●	
	OUTLOOK	P. 304	●	●				●	●
	PELOTA	P. 310	●	●	●				
	POE	P. 316	●				●		
	PRIME	P. 322						●	

PRODUCT INDEX INDOOR

ALPHABETICAL ORDER

● Protection Index IP44—68



pendant luminaires



ceiling lights



wall lights



floor lamps



table lamps



recessed luminaires



cable system



ROSE

P. 326



SISTERS

P. 330



SKINNY

P. 336



SNAKE

P. 342



SOLID

P. 350



SOLIDO

P. 354



SPARK

P. 358



SPOTTY

P. 362



SQUASH

P. 370



STARDUST

P. 376



STRAIGHT

P. 382



SYBERIA

P. 390



TARA

P. 396



PRODUCT INDEX INDOOR
ALPHABETICAL ORDER

● Protection Index IP44—68



pendant luminaires



ceiling lights



wall lights



floor lamps










table lamps



recessed luminaires



cable system

	THANK YOU	P. 402	●	●	●	●	●	●
	TRIAD	P. 414	●	●	●			
	TRIAD 2.0	P. 420		●	●			
	TU-O + TU-V	P. 424	●					●
	VULCANO	P. 432	●	●				
	WALLY	P. 436					●	
	MET WALLY	P. 436			●	●		
	ZEBRA	P. 440		●	●			
	ZIG ZAG	P. 446	●	●	●			

GYPSUM / CABLE SYSTEM / OUTDOOR >>>

PRODUCT INDEX GYPSUM
ALPHABETICAL ORDER



pendant
luminaires



ceiling
lights



wall
lights



floor
lamps



table
lamps



recessed
luminaires



cable
system



GYPSUM COLORING P. 454



GYPSUM R P. 460



GYPSUM O P. 464



GYPSUM EYE P. 470



GYPSUM Q + D P. 474



GYPSUM S P. 482



GYPSUM W P. 486



PRODUCT INDEX CABLE SYSTEM
ALPHABETICAL ORDER



MONOSYSTEM P. 500



150 SYSTEM P. 514



300 SYSTEM P. 526



PRODUCT INDEX OUTDOOR
ALPHABETICAL ORDER

● Protection Index IP44—68



pendant luminaires



ceiling lights



wall lights



floor lamps



table lamps



recessed luminaires



cable system

Product Image	Product Name	Page	Pendant luminaires	Ceiling lights	Wall lights	Floor lamps	Table lamps	Recessed luminaires	Cable system
	FLOWER	P. 534				●			
	MARGE	P. 544				●			
	MY WHITE	P. 548		●	●	●			
	OH!	P. 564	●	●	●	●			
	OH! MARS	P. 578				●			
	OH! SMASH	P. 582	●	●	●	●			
	OH! SOLAR	P. 588				●			
	OH! UW	P. 592				●			
	OHPS	P. 596		●		●			
	PEGGY	P. 602				●			
	PLAF	P. 606		●	●				
	TEXO	P. 608						●	
	VISION	P. 620		●	●	●			

APPLICATION INDEX

ALPHABETICAL ORDER



PENDANT

IN Antigua
Artic
Campana
Conus
Dublight
Face
Gluèd
Horizon
Mami
Mille
Minion
Moledro
Move
Oh! IN
Ohps IN
Oh! Smash IN
Outlook
Pelota
Poe
Rose
Sisters
Squash
Stardust
Straight
Thank You
Triad
TU-O + TU-V
Vulcano
Zig Zag

OUT
● Oh!
Oh! Smash



CEILING

IN Antille
Antigua
Artic
Bart
Baton
Beebo
Boll ●
Box
Campana
Circular
Conus
Crew
Crumb
Cubic ●
Delta
Dublight
Ecomolla
Face
Gluèd
Goccia ●
Horizon
Hula Hoop
Kioo ●
Lancia
Liner
Luminosa
Mami
Marina
Metal
Mille
Minion
Moledro
Move
Oh! IN
Ohps IN
Oh! Smash IN
Onda
One to One
Outlook
Pelota
Rose
Snake
Solido
Spark
Spotty
Squash
Stardust
Syberia
Tara
Thank You
Triad
Triad 2.0
Vulcano
(Met) Wally
Zebra
Zig Zag

OUT
● My White
Oh!
Oh! Smash
Ohps
Plaf
Vision



WALL

IN Antille
Antigua
Artic
Bart
Beebo
Boll ●
Box
Campana
Circular
Crew
Cubic ●
Curvè
Delta
Dice + Elipse ●
Dual + Mini Dual
Dublight
Ecomolla
Face
Fotis ●
Gluèd
Goccia ●
Halfpipe ●
Heli
Hula Hoop
Kioo ●
Lancia
Liner
Luminosa
Mami
Marina
Matrioska
Metal
Mille
Minion
Moledro
Oh! IN
Oh! Smash IN
Onda
Pelota
Prime ●
Skinny ●
Snake
Solido
Solido
Spark
Spotty
Squash
Straight
Syberia
Tara
Thank You
Triad
Triad 2.0
Wally
(Met) Wally
Zebra
Zig Zag

Gypsum W

OUT
● My White
Oh!
Oh! Smash
Plaf
Vision



FLOOR

- IN | Conus
- Dublight
- Joshua
- Oh! IN
- Ohps IN
- Oh! Smash IN
- Poe
- Snake
- Spotty
- Squash
- Thank You

- OUT | Flower
- Marge
- My White
- Oh!
- Oh! Mars
- Oh! Smash
- Oh! Solar
- Oh! UW
- Ohps
- Peggy
- Vision



TABLE

- IN | Baby Marge ●
- Conus
- Dublight
- Goccia
- Mami
- Spotty
- Squash
- Thank You



RECESSED

- IN | Box
- Conus
- Incasso
- One to One
- Outlook
- Gypsum Coloring
- Gypsum R
- Gypsum O
- Gypsum Eye
- Gypsum Q + D
- Gypsum S
- Gypsum W

- OUT | Texo ●



**CABLE
MONOSYSTEM**

- LED | Baton
- Circular
- Oh!
- Outlook
- Orient
- Trix
- TU-V

- GU10 | Andromeda
- E27 | Bell
- G5 | Campana
- G9 | Orient
- Orion
- Sisters
- Thank You
- Tek



**CABLE
150 SYSTEM**

- LED | Baton
- Oh!
- Outlook
- Self
- Tablet

- GU10 | Bell
- E27 | Halley
- R7s | Orion
- Sisters
- Thank You



**CABLE
300 SYSTEM**

- LED | Beebo
- Matrix
- Oh!
- Tablet
- Trix

- E27 | Bell
- R7s | Orion
- Vega

ANTILLE



IT

– Diffusore in vetro con bordo sabbiato non simmetrico, elemento centrale in metallo nelle finiture rame, oro, cromo oppure bianco goffrato; montatura in metallo bianco.

DE

– Diffusor aus Glas mit unsymmetrisch sandgestrahltem Rand und zentralem Element aus Metall mit Oberfläche in Kupfer, Gold, Chrom oder weißem Schrumpflack. Fassung aus Metal.

EN

– Glass diffuser with non-symmetrical sandblasted edge, central metal element in copper, gold, chrome or white embossed finishes; white metal frame.

FR

– Diffuseur en verre avec bord sablé asymétrique, élément central en métal dans le finitions cuivre, or, chrome ou blanc gaufré. Cadre en métal blanc.

ES

– Difusor de vidrio con borde arenado no simétrico, elemento central de metal en los acabados cobre, oro, cromo o blanco efecto arrugado; estructura metálica en blanco.

PY

– Теклянный рассеиватель с асимметричной кромкой с пескоструйной обработкой, центральный элемент из металла с медной, золотой, хромированной или белой складчатой отделкой; рама из белого металла.



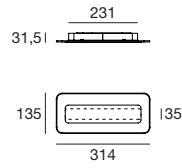






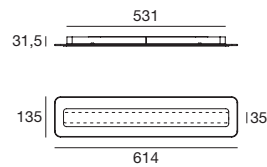
ANTILLE

stripLED 14 W | 220-240 V | CRI 80



TYPE	CODE	COLOUR
WHITE	8880	3000 K
CHROME	8881	1696 lm
COPPER	8882	
GOLD	8883	

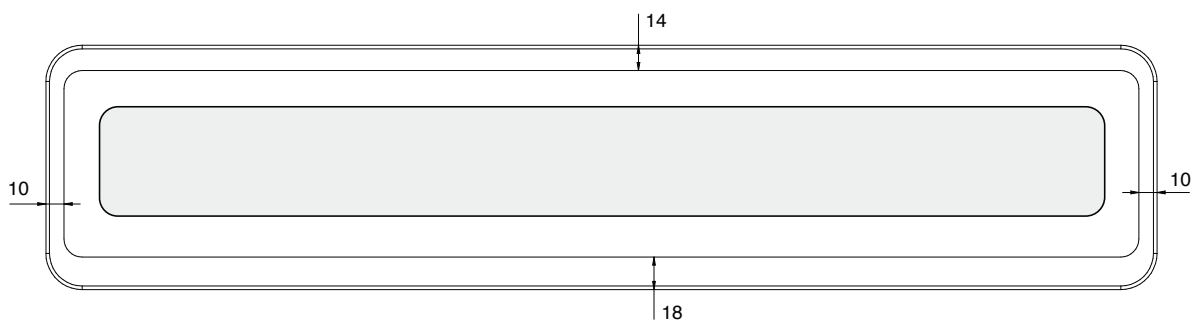
stripLED 28 W | 220-240 V | CRI 80



TYPE	CODE	COLOUR
WHITE	8885	3000 K
CHROME	8886	3732 lm
COPPER	8887	
GOLD	8888	

SANDBLASTED GLASS

Quotes



ANTIGUA



IT

– Diffusore in vetro con bordo sabbiato, elemento centrale in metallo verniciato bianco.

EN

– Glass diffuser with sandblasted edge, central element in white coated metal.

ES

– Difusor de vidrio con borde arenado, elemento central de metal lacado blanco.

DE

– Diffusor aus Glas mit sandgestrahltem Kante und zentralem Element aus Metall mit Lackierung in Weiß.

FR

– Diffuseur en verre avec bord sablé, élément central en métal verni blanc

PY

– Рассеиватель из стекла с кольцом с пескоструйной обработкой, центральный элемент из металла, выкрашенного в белый цвет.

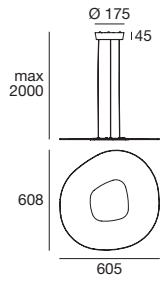






ANTIGUA_P

stripLED 38 W | 220-240 V | CRI 80



TYPE

WHITE

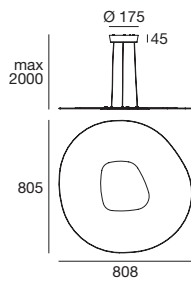
CODE

90348

COLOUR

3000 K
4362 lm

stripLED 56 W | 220-240 V | CRI 80



TYPE

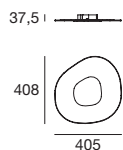
WHITE

CODE

90349

COLOUR

3000 K
6479 lm



TYPE

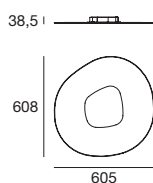
WHITE

CODE

90345

COLOUR

3000 K
2260 lm



TYPE

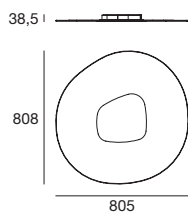
WHITE

CODE

90346

COLOUR

3000 K
4362 lm



TYPE

WHITE

CODE

90347

COLOUR

3000 K
6479 lm

ARTIC



IT

– Montatura in metallo con finitura cromo; diffusore in vetro trasparente, finemente lavorato.

EN

– Metal mounting frame with chrome-plated finish; finely decorated transparent glass diffuser.

ES

– Montura de metal con acabado cromado; difusor de vidrio transparente, trabajado refinadamente.

DE

– Fassung aus Metall mit Oberfläche in Chrom; Diffusor aus fein verarbeitetem, transparentem Glas.

FR

– Monture en métal avec finition chrome; diffuseur en verre transparent, finement travaillé.

PY

– Оправа из металла с хромированной отделкой; отражатель из прозрачного стекла с тонкой отделкой.



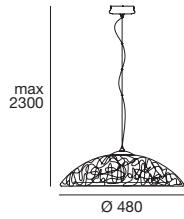






ARTIC_P1

E27 | 220-240 V



TYPE

■ TRANSPARENT

CODE

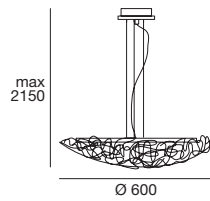
6931

SOURCE

1x57 W Max
Halogen
(LED bulbs
compatible)

ARTIC_P2

G9 | 220-240 V



TYPE

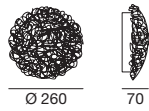
■ TRANSPARENT

CODE

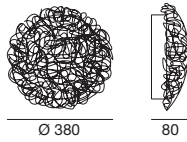

4649

SOURCE

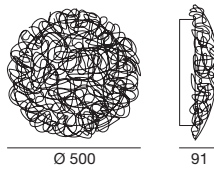
3x48 W Max
Halogen
(LED bulbs
compatible)



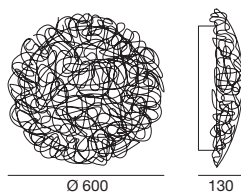
TYPE	CODE	SOURCE
<input type="checkbox"/> TRANSPARENT	4650	1x48 W Max Halogen (LED bulbs compatible)



TYPE	CODE	SOURCE
<input type="checkbox"/> TRANSPARENT	4652 *	3x33 W Max Halogen (LED bulbs compatible)



TYPE	CODE	SOURCE
<input type="checkbox"/> TRANSPARENT	4654 *	4x33 W Max Halogen (LED bulbs compatible)

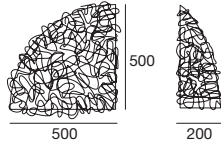


TYPE	CODE	SOURCE
<input type="checkbox"/> TRANSPARENT	4664	6x33 W Max Halogen (LED bulbs compatible)

* Verificare disponibilità / Check availability

ARTIC_SM

E27 | 220-240 V



TYPE

□ TRANSPARENT

CODE

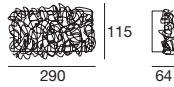
4663

SOURCE

2x46 W Max
Halogen
(LED bulbs
compatible)

ARTIC_W1

G9 | 220-240 V



TYPE

□ TRANSPARENT

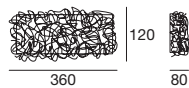
CODE

4668

SOURCE

1x33 W Max
Halogen
(LED bulbs
compatible)

G9 | 220-240 V



TYPE

□ TRANSPARENT

CODE


4669

SOURCE

2x33 W Max
Halogen
(LED bulbs
compatible)

ARTIC_W2

E27 | 220-240 V



TYPE

□ TRANSPARENT

CODE

4662

SOURCE

1x46 W Max
Halogen
(LED bulbs
compatible)

B A B Y M A R G E



IT

– Diffusore in polietilene lineare bianco.
Base per ricarica in materiale plastico.

EN

– White linear polyethylene diffuser.
Charging base made of plastic material.

ES

– Difusor en polietileno lineal blanco.
Base de carga de plástico.

DE

– Diffusor aus weißem durchscheinend Polyethylen.
Kunststoffladebasis.

FR

– Diffuseur en polyéthylène linéaire blanc.
Base de chargement en matière plastique.

PY

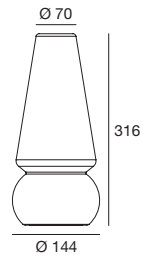

– Рассеиватель в белом линейном полиэтилене.
Пластиковая зарядная база.





BABY MARGE

powerLED 0,5 W | 220-240 V



TYPE

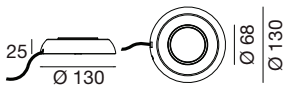
WHITE

CODE

15000

COLOUR

RGB



CHARGING TIME 6 hours
AUTONOMY 12 hours white light / 14,5 hours RGB light
BATTERY LIFE + 500 charge / discharge cycles



REMOTE CONTROL INCLUDED

BART



IT

– Corpo in alluminio verniciato bianco o nero gofrato; diffusore in policarbonato trasparente.

EN

– White or black wrinkle-effect coated aluminium casing; transparent polycarbonate diffuser.

ES

– Cuerpo de aluminio pintado de color blanco o negro efecto arrugado; difusor de policarbonato transparente.

DE

– Leuchte aus Aluminium mit Lackierung mit weißem oder schwarzem Schrumpflack; Diffusor aus transparentem Polycarbonat.

FR

– Corps en aluminium verni blanc ou noir effet froissé; diffuseur en polycarbonate transparent.

PY

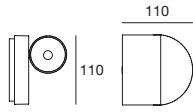
– Корпус из алюминия, окрашенной белой или черной краской со складчатой отделкой; рассеиватель из прозрачного поликарбоната.





BART_S

arrayLED 11 W | 220-240 V | CRI 80



TYPE

- WHITE
- BLACK

CODE

8466
8467

COLOUR

3000 K
1162 lm

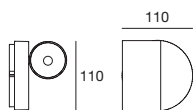
ACCESSORIES



KIT0026 | Phase-cut Dimmer (max. 100 W)

BART_W

arrayLED 5 W | 220-240 V | CRI 80



TYPE

- WHITE
- BLACK

CODE

7956
7957

COLOUR

3000 K
725 lm



BART_W - ON/OFF SWITCH

B A T O N



IT

– Corpo in acciaio verniciato bianco con interno gruppo ottico declinato nelle finiture nero e oro.

EN

– Casing in white coated steel with the inside of the optical unit in black and gold finishes.

ES

– Cuerpo de acero lacado blanco, con interior del grupo óptico en los acabados negro y oro.

DE

– Leuchtkörper aus Stahl mit Lackierung in Weiß. Im Leuchtkörper befindet sich die optische Gruppe in den Oberflächen Schwarz und Gold.

FR

– Corps en acier verni blanc avec intérieur du groupe optique décliné dans les finitions noir et or.

PY

– Корпус из стали, выкрашенный в белый или черный цвет, внутри которого располагается оптическая группа с черной и золотой отделкой.





BATON_SR

GU10 | 220-240 V



Ø 80



155



TYPE

<input type="checkbox"/> WHITE	59434
<input checked="" type="checkbox"/> WHITE / BLACK	59436
<input checked="" type="checkbox"/> WHITE / GOLD	59437

CODE

SOURCE

35 W Max
Halogen
(LED bulbs
compatible)

BATON_SQ

GU10 | 220-240 V



Ø 80



155



TYPE

<input type="checkbox"/> WHITE	59404
<input checked="" type="checkbox"/> WHITE / BLACK	59406
<input checked="" type="checkbox"/> WHITE / GOLD	59407

CODE

SOURCE

35 W Max
Halogen
(LED bulbs
compatible)

B E E B O



IT

– Corpo in alluminio verniciato bianco o nero goffrato, o con cover in legno rovere; diffusore in policarbonato trasparente.

EN

– Casing in white or black wrinkle-effect coated aluminium or with a oak wood cover; transparent polycarbonate diffuser.

ES

– Cuerpo de aluminio pintado de color blanco o negro efecto arrugado, o con cubierta de madera de roble; difusor de policarbonato transparente.

DE

– Leuchte aus Aluminium mit Lackierung mit weißem oder schwarzem Schrumpflack oder mit Abdeckung aus Eichenholz; Diffusor aus transparentem Polycarbonat.

FR

– Corps en aluminium verni blanc ou noir effet froissé, ou avec couverture en chêne rouvre ; diffuseur en polycarbonate transparent.

PY

– Корпус из алюминия, окрашенного белой или черной краской со складчатой отделкой или с покрытием из натурального дуба; рассеиватель из прозрачного поликарбоната.



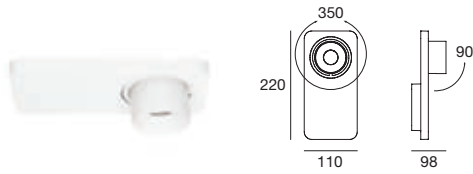









BEEBO_S

arrayLED 11 W | 220-240 V | CRI 80

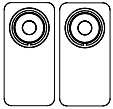

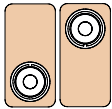


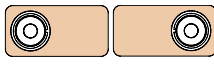


TYPE	CODE	COLOUR
<input type="checkbox"/> WHITE	8460	3000 K
<input checked="" type="checkbox"/> BLACK	8461	1162 lm
<input checked="" type="checkbox"/> OAK WOOD	8462	

ACCESSORIES

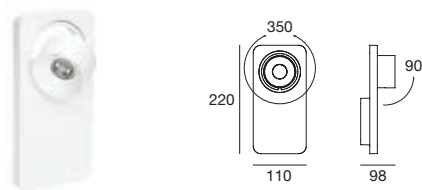
-  **KIT0026** | Phase-cut Dimmer (max. 100 W)
-  **KIT0028** | Fixing bracket for modular installation (only for codes 8460-8461)
-  **KIT0029** | Fixing bracket for modular installation (only for code 8462)

MODULARITY

					
+ 8460 x 2 + KIT0028	+ 8461 x 2 + KIT0028	+ 8462 x 2 + KIT0029	+ 8460 x 2 + KIT0028	+ 8461 x 2 + KIT0028	+ 8462 x 2 + KIT0029

BEEBO_W

arrayLED 5 W | 220-240 V | CRI 80



TYPE	CODE	COLOUR
<input type="checkbox"/> WHITE	7972	3000 K
<input checked="" type="checkbox"/> BLACK	7973	725 lm
<input checked="" type="checkbox"/> OAK WOOD	7974	



BEEBO_W - ON/OFF SWITCH

BOLL



IT

– Corpo in metallo cromato, diffusore in vetro parzialmente sabbiato bianco.

EN

– Casing made of chrome-plated metal, white sandblasted glass diffuser.

ES

– Cuerpo de metal cromado, difusor de vidrio arenado blanco.

DE

– Gehäuse aus verchromtem Metall. Diffusor aus sandgestrahltem weißem Glas.

FR

– Corps en métal chromé; diffuseur en verre sablé blanc.

PY

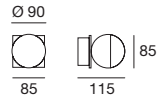
– Корпус из хромированного металла; отражатель в белом пескоструйном стекле.





BOLL_1

G9 | 220-240 V



TYPE

■ CHROME

CODE

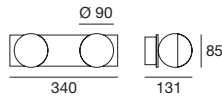
5008

SOURCE

1x33 W Max
Halogen
(LED bulbs
compatible)

BOLL_2

G9 | 220-240 V



TYPE

■ CHROME

CODE

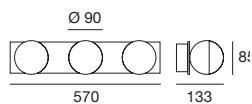
5009

SOURCE

2x33 W Max
Halogen
(LED bulbs
compatible)

BOLL_3

G9 | 220-240 V



TYPE

■ CHROME

CODE

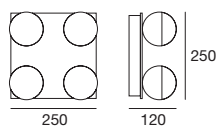
5010

SOURCE

3x33 W Max
Halogen
(LED bulbs
compatible)

BOLL_4

G9 | 220-240 V



TYPE

■ CHROME

CODE

5011

SOURCE

4x33 W Max
Halogen
(LED bulbs
compatible)

BOX



IT

– Cornice in metallo verniciato bianco gofrato o con finiture grigio, cromo, nichel, cemento scuro; diffusore in polimetilmetacrilato satinato o in polietilene bianco nella versione Full Light.

EN

– Mounting frame in white wrinkle-effect coated metal or with grey, chrome, nickel or concrete finishes. Satin-finished polymethylmethacrylate diffuser, or white linear polyethylene diffuser (Full light version).

ES

– Marco de metal pintado de color blanco efecto arrugado o con acabado gris, cromo, níquel, cemento oscuro; difusor de polimetilmetacrilato satinado, o de polietileno blanco en la versión Full light.

DE

– Rahmen aus weiß lackiertem Metall mit Schrumpflack oder mit Finish in Grau, Chrom, Nickel, dunklem Beton; Diffusor aus satiniertem Polymethyl-Methacrylat oder weißem Polyethylen in der Version Full Light.

FR

– Cadre en métal laqué blanc effet froissé ou avec finitions gris, chrome, nickel, béton; diffuseur en polyméthacrylate de méthyle satiné, ou en polyéthylène blanc (Full light version)

PY

– Рамка из металла, выкрашенного белой складчатой краской, или с отделкой серого цвета, хром, никель, темный цемент; рассеиватель из сатинированного полиметилакрилата или полиэтилена белого цвета в версии Full Light.





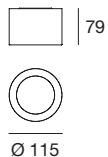






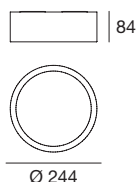






TYPE	CODE	COLOUR
<input type="checkbox"/> WHITE	8236	3000 K
<input checked="" type="checkbox"/> CONCRETE	8237	752 lm
<input type="checkbox"/> WHITE	8236N	4000 K
<input checked="" type="checkbox"/> CONCRETE	8237N	811 lm

topLED 17 W | 220-240 V | CRI 90



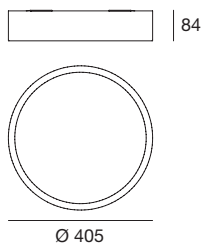
TYPE	CODE	COLOUR
<input type="checkbox"/> WHITE	8238	3000 K
<input checked="" type="checkbox"/> CONCRETE	8239	1880 lm
<input type="checkbox"/> WHITE	8238N	4000 K
<input checked="" type="checkbox"/> CONCRETE	8239N	2027 lm

ACCESSORIES



KIT0026 | Phase-cut Dimmer (max. 100 W)

topLED 25 W | 220-240 V | CRI 90



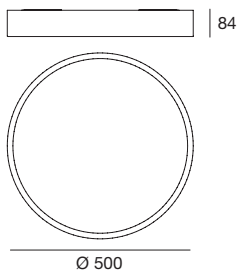
TYPE	CODE	COLOUR
<input type="checkbox"/> WHITE	8240	3000 K
<input checked="" type="checkbox"/> CONCRETE	8241	2878 lm
<input type="checkbox"/> WHITE	8240N	4000 K
<input checked="" type="checkbox"/> CONCRETE	8241N	3108 lm

ACCESSORIES



KIT0026 | Phase-cut Dimmer (max. 100 W)

topLED 48 W | 220-240 V | CRI 90

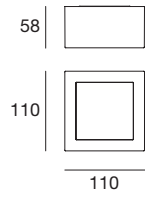


TYPE	CODE	COLOUR
<input type="checkbox"/> WHITE	8242	3000 K
<input checked="" type="checkbox"/> CONCRETE	8243	5232 lm
<input type="checkbox"/> WHITE	8242N	4000 K
<input checked="" type="checkbox"/> CONCRETE	8243N	5650 lm

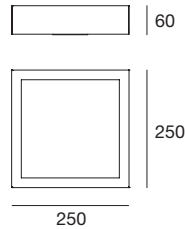
ACCESSORIES



KIT0026 | Phase-cut Dimmer (max. 100 W)



TYPE	CODE	COLOUR
<input type="checkbox"/> WHITE	8227	3000 K
<input checked="" type="checkbox"/> CONCRETE	8228	752 lm
<input type="checkbox"/> WHITE	8227N	4000 K
<input checked="" type="checkbox"/> CONCRETE	8228N	811 lm

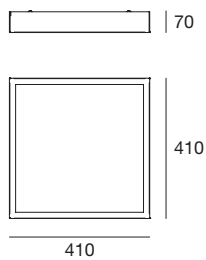


TYPE	CODE	COLOUR
<input type="checkbox"/> WHITE	8229	3000 K
<input checked="" type="checkbox"/> CONCRETE	8230	1880 lm
<input type="checkbox"/> WHITE	8229N	4000 K
<input checked="" type="checkbox"/> CONCRETE	8230N	2027 lm

ACCESSORIES



KIT0026 | Phase-cut Dimmer (max. 100 W)

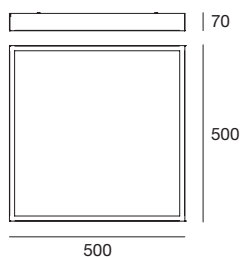


TYPE	CODE	COLOUR
<input type="checkbox"/> WHITE	8231	3000 K
<input checked="" type="checkbox"/> CONCRETE	8232	3060 lm
<input type="checkbox"/> WHITE	8231N	4000 K
<input checked="" type="checkbox"/> CONCRETE	8232N	3283 lm

ACCESSORIES



KIT0026 | Phase-cut Dimmer (max. 100 W)



TYPE	CODE	COLOUR
<input type="checkbox"/> WHITE	8233	3000 K
<input checked="" type="checkbox"/> CONCRETE	8234	4888 lm
<input type="checkbox"/> WHITE	8233N	4000 K
<input checked="" type="checkbox"/> CONCRETE	8234N	5270 lm


ACCESSORIES



KIT0026 | Phase-cut Dimmer (max. 100 W)

BOX_SB

topLED 20 W | 220-240 V | CRI 90




TYPE	CODE	COLOUR
<input type="checkbox"/> WHITE	8259	3000 K
<input checked="" type="checkbox"/> CONCRETE	8253	2543 lm
<input type="checkbox"/> WHITE	8259N	4000 K
<input checked="" type="checkbox"/> CONCRETE	8253N	2642 lm

ACCESSORIES



KIT0026 | Phase-cut Dimmer (max. 100 W)

topLED 26 W | 220-240 V | CRI 90



TYPE	CODE	COLOUR
<input type="checkbox"/> WHITE	8260	3000 K
<input checked="" type="checkbox"/> CONCRETE	8254	3390 lm
<input type="checkbox"/> WHITE	8260N	4000 K
<input checked="" type="checkbox"/> CONCRETE	8254N	3523 lm

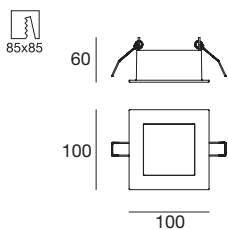
ACCESSORIES



KIT0026 | Phase-cut Dimmer (max. 100 W)

BOX_C

topLED 5 W | CRI 90



TYPE	CODE	COLOUR
<input type="checkbox"/> WHITE	8225	3000 K
<input checked="" type="checkbox"/> CONCRETE	8226	565 lm
<input type="checkbox"/> WHITE	8225N	4000 K
<input checked="" type="checkbox"/> CONCRETE	8226N	588 lm

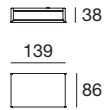
ELECTRONICS



KIT0023 | ON/OFF Driver 1-4 art.

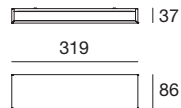
BOX_W1 MONO EMISSION

topLED 6 W | 220-240 V | CRI 90



TYPE	CODE	COLOUR
<input type="checkbox"/> WHITE	8770	3000 K
<input checked="" type="checkbox"/> CONCRETE	8771	561 lm
<input type="checkbox"/> WHITE	8770N	4000 K
<input checked="" type="checkbox"/> CONCRETE	8771N	583 lm

topLED 14 W | 220-240 V | CRI 90



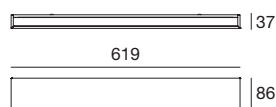
TYPE	CODE	COLOUR
<input type="checkbox"/> WHITE	8772	3000 K
<input checked="" type="checkbox"/> CONCRETE	8773	1695 lm
<input type="checkbox"/> WHITE	8772N	4000 K
<input checked="" type="checkbox"/> CONCRETE	8773N	1865 lm

ACCESSORIES



KIT0026 | Phase-cut Dimmer (max. 100 W)

topLED 28 W | 220-240 V | CRI 90



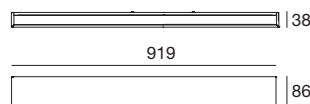
TYPE	CODE	COLOUR
<input type="checkbox"/> WHITE	8774	3000 K
<input checked="" type="checkbox"/> CONCRETE	8775	3390 lm
<input type="checkbox"/> WHITE	8774N	4000 K
<input checked="" type="checkbox"/> CONCRETE	8775N	3730 lm

ACCESSORIES



KIT0026 | Phase-cut Dimmer (max. 100 W)

topLED 41 W | 220-240 V | CRI 90



TYPE	CODE	COLOUR
<input type="checkbox"/> WHITE	8776	3000 K
<input checked="" type="checkbox"/> CONCRETE	8777	5085 lm
<input type="checkbox"/> WHITE	8776N	4000 K
<input checked="" type="checkbox"/> CONCRETE	8777N	5595 lm

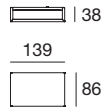
ACCESSORIES



KIT0026 | Phase-cut Dimmer (max. 100 W)

BOX_ W2 BI EMISSION

topLED 10 W | 220-240 V | CRI 90




TYPE	CODE	COLOUR
<input type="checkbox"/> WHITE	8255	3000 K
<input checked="" type="checkbox"/> CONCRETE	8261	1122 lm
<input type="checkbox"/> WHITE	8255N	4000 K
<input checked="" type="checkbox"/> CONCRETE	8261N	1156 lm

ACCESSORIES



KIT0026 | Phase-cut Dimmer (max. 100 W)

topLED 19 W | 220-240 V | CRI 90



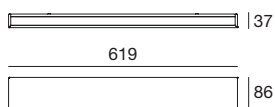
TYPE	CODE	COLOUR
<input type="checkbox"/> WHITE	8256	3000 K
<input checked="" type="checkbox"/> CONCRETE	8262	2256 lm
<input type="checkbox"/> WHITE	8256N	4000 K
<input checked="" type="checkbox"/> CONCRETE	8262N	2433 lm

ACCESSORIES



KIT0026 | Phase-cut Dimmer (max. 100 W)

topLED 28 W | 220-240 V | CRI 90



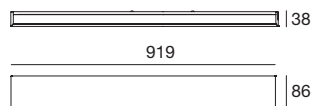
TYPE	CODE	COLOUR
<input type="checkbox"/> WHITE	8257	3000 K
<input checked="" type="checkbox"/> CONCRETE	8263	3390 lm
<input type="checkbox"/> WHITE	8257N	4000 K
<input checked="" type="checkbox"/> CONCRETE	8263N	3523 lm

ACCESSORIES



KIT0026 | Phase-cut Dimmer (max. 100 W)

topLED 41 W | 220-240 V | CRI 90



TYPE	CODE	COLOUR
<input type="checkbox"/> WHITE	8258	3000 K
<input checked="" type="checkbox"/> CONCRETE	8264	5085 lm
<input type="checkbox"/> WHITE	8258N	4000 K
<input checked="" type="checkbox"/> CONCRETE	8264N	5284 lm

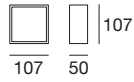
ACCESSORIES



KIT0026 | Phase-cut Dimmer (max. 100 W)

BOX_ SQ HALO

G9 | 220-240 V



TYPE

- WHITE
- GREY
- CHROME
- NICKEL

CODE

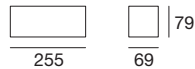
- 4700**
- 4703**
- 4701**
- 4702**

SOURCE

1x48 W Max
Halogen
(3000 K included)
(LED bulbs compatible)

BOX_ W2 FLUO BI EMISSION

2G11 | 220-240 V



TYPE

- WHITE
- GREY
- CHROME
- NICKEL

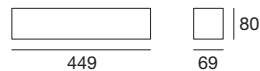
CODE

- 6723**
- 6722**
- 6720**
- 6721**

SOURCE

1x18 W
Fluorescent
(3000 K included)

2G11 | 220-240 V



TYPE

- WHITE
- GREY
- CHROME
- NICKEL


CODE

- 6727**
- 6726**
- 6724**
- 6725**

SOURCE

1x36 W
Fluorescent
(3000 K included)

2G11 | 220-240 V



TYPE

- WHITE
- GREY
- CHROME
- NICKEL

CODE

- 6731**
- 6730**
- 6728**
- 6729**

SOURCE

1x55 W
Fluorescent
(3000 K included)

CAMPANA



IT

– Corpo con finitura cromo o nichel spazzolato; diffusore in vetro sabbciato bianco.

EN

– Casing with chrome-plated or brushed nickel finish; white sandblasted glass diffuser.

ES

– Cuerpo con acabado cromado o níquel cepillado; difusor de vidrio arenado blanco.

DE

– Gehäuse mit Oberfläche in Chrom oder gebürstetem Nickel. Diffusor aus weißem sandgestrahltem Glas.

FR

– Corps avec finition chrome ou nickel brossé; diffuseur en verre sablé blanc.

PY

– Корпус с отделкой хром или никель с эффектом обработки щеткой; отражатель из белого стекла пескоструйной обработки.



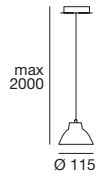






CAMPANA_P1

E14 | 220-240 V



TYPE

NICKEL

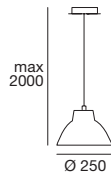
CODE

4430 *

SOURCE

1x46 W Max
Halogen
(LED bulbs
compatible)

E27 | 220-240 V



TYPE

NICKEL

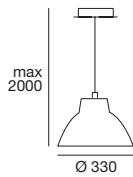
CODE

4431 *

SOURCE

1x57 W Max
Halogen
(LED bulbs
compatible)

E27 | 220-240 V



TYPE

NICKEL

CODE

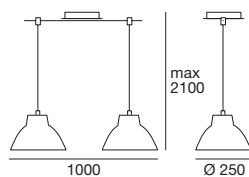
4433 *

SOURCE

1x77 W Max
Halogen
(LED bulbs
compatible)

CAMPANA_P2

E27 | 220-240 V



TYPE

NICKEL

CODE

4432 *

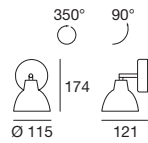
SOURCE

2x57 W Max
Halogen
(LED bulbs
compatible)

* Verificare disponibilità / Check availability

CAMPANA_W1

E14 | 220-240 V



TYPE

- CHROME
- NICKEL

CODE

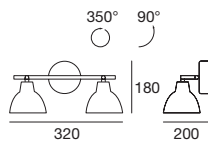
- 4405 ***
- 4425 ***

SOURCE

1x30 W Max
Halogen
(LED bulbs compatible)

CAMPANA_W2

E14 | 220-240 V



TYPE

- CHROME
- NICKEL

CODE

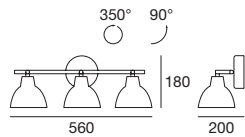
- 4402 ***
- 4422 ***

SOURCE

2x30 W Max
Halogen
(LED bulbs compatible)

CAMPANA_W3

E14 | 220-240 V



TYPE

- CHROME
- NICKEL

CODE

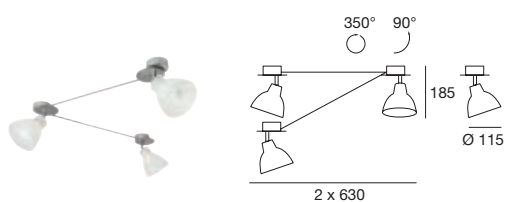
- 4403 ***
- 4423 ***

SOURCE

3x30 W Max
Halogen
(LED bulbs compatible)

CAMPANA_S3

E14 | 220-240 V



TYPE

■ NICKEL

CODE

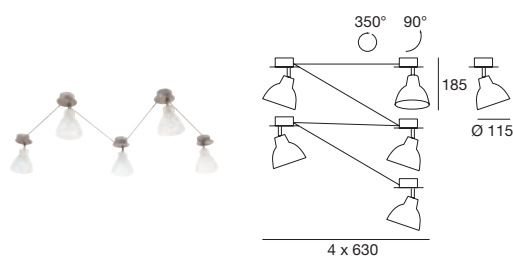
4428 *

SOURCE

3x30 W Max
Halogen
(LED bulbs
compatible)

CAMPANA_S5

E14 | 220-240 V



TYPE

■ NICKEL

CODE

4429 *

SOURCE

5x30 W Max
Halogen
(LED bulbs
compatible)

C I R C U L A R



IT

– Montatura in metallo verniciato bianco gofrato o cromo; diffusore in polimetilmetacrilato.

EN

– White wrinkled or chrome coating metal setting, polymethylmethacrylate diffuser.

ES

– Base de metal cromado; difusor de vidrio arenado blanco o polimetacrilato de metilo arenado blanco.

DE

– Fassung aus Aluminium mit Lackierung mit weißem Schrumpflack. Diffusor aus PMMA.

FR


– Monture en aluminium laqué blanc effet froissé ou chrome, diffuseur en polyméthacrylate de méthyle.

PY

– Материал: оправа из металла с хромированной отделкой; отражатель из прозрачного стекла с тонкой отделкой.



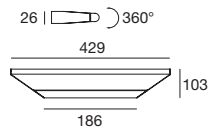






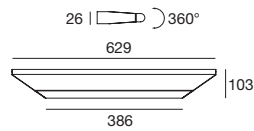
CIRCULAR

topLED 8 W | 220-240 V | CRI 80



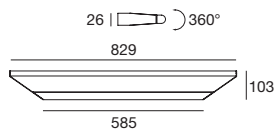
TYPE	CODE	COLOUR
<input type="checkbox"/> WHITE	8405	3000 K
<input checked="" type="checkbox"/> WHITE / CHROME	8406	1075 lm

topLED 11 W | 220-240 V | CRI 80



TYPE	CODE	COLOUR
<input type="checkbox"/> WHITE	8409	3000 K
<input checked="" type="checkbox"/> WHITE / CHROME	8410	1511 lm

topLED 19 W | 220-240 V | CRI 80



TYPE	CODE	COLOUR
<input type="checkbox"/> WHITE	8413	3000 K
<input checked="" type="checkbox"/> WHITE / CHROME	8414	2266 lm

CONUS



IT

– Corpo in alluminio verniciato bianco o nero goffrato; diffusore in vetro sabbiato bianco o policarbonato nelle versioni spot.

EN

– White or black wrinkle-effect coated aluminium casing; white sandblasted glass diffuser (or polycarbonate in the recessed versions).

ES

– Cuerpo de aluminio pintado de color blanco o negro; difusor de vidrio arenado blanco o policarbonato en las versiones spot.

DE

– Aluminiumkörper mit weißer oder schwarzer Oberfläche. Diffusor aus sandgestrahltem Weißglas (oder Polycarbonat in den Spot-Versionen).

FR

– Corps en aluminium verni blanc ou noir ; diffuseur en verre sablé blanc ou en polycarbonate dans les versions encastrées.

PY

– Корпус из белого алюминия или черный цвета; Белый пескоструйные стекла отражатель или поликарбоната в точечных версиях.







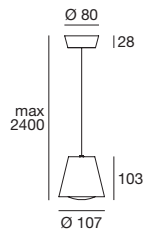






CONUS_P1

arrayLED 6 W | 220-240 V | CRI 90



TYPE

- WHITE
- BLACK

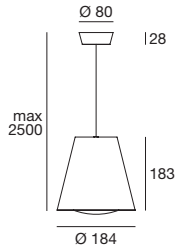
CODE

- 7248 *
- 7530 *

COLOUR

- 3000 K
- 608 lm

topLED 7 W | 220-240 V | CRI 90



TYPE

- WHITE
- BLACK

CODE

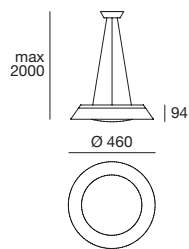
- 7254 *
- 7532 *

COLOUR

- 3000 K
- 907 lm

CONUS_P2

topLED 21 W | 220-240 V | CRI 90



TYPE

- WHITE
- BLACK

CODE

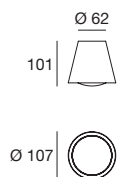
- 7275 *
- 7538 *

COLOUR

- 3000 K
- 2560 lm

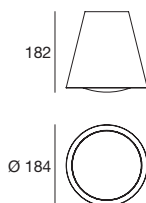
CONUS_S

arrayLED 6 W | 220-240 V | CRI 90



TYPE	CODE	COLOUR
<input type="checkbox"/> WHITE	7251 *	3000 K
<input checked="" type="checkbox"/> BLACK	7531 *	605 lm

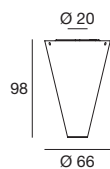
topLED 7 W | 220-240 V | CRI 90



TYPE	CODE	COLOUR
<input type="checkbox"/> WHITE	7257 *	3000 K
<input checked="" type="checkbox"/> BLACK	7533 *	907 lm

CONUS_X

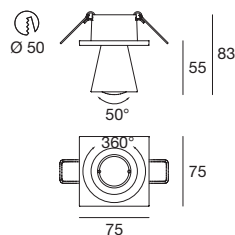
topLED 2 W | 220-240 V | CRI 90



TYPE	CODE	COLOUR
<input type="checkbox"/> WHITE	7287	3000 K
<input checked="" type="checkbox"/> BLACK	7542	90 lm

CONUS_C

topLED 2 W | 220-240 V | CRI 90



TYPE	CODE	COLOUR
<input type="checkbox"/> WHITE	7269	3000 K
<input checked="" type="checkbox"/> BLACK	7536	200 lm

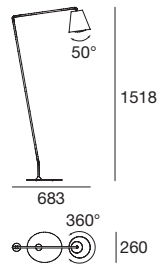
ELECTRONICS



KIT72 | ON/OFF Driver 1-12 art.

CONUS_FL

topLED 7 W | 220-240 V | CRI 90



TYPE

- WHITE
- BLACK

CODE

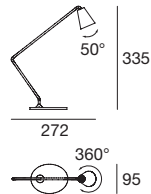
- 7284 ***
- 7541 ***

COLOUR

- 3000 K
- 907 lm

CONUS_TAB

topLED 2 W | 220-240 V | CRI 90



TYPE

- WHITE
- BLACK

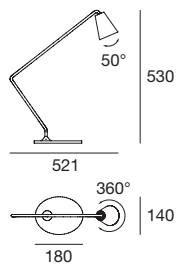
CODE

- 7278**
- 7280**

COLOUR

- 3000 K
- 200 lm

arrayLED 6 W | 220-240 V | CRI 90



TYPE

- WHITE
- BLACK

CODE

- 7281**
- 7540**

COLOUR

- 3000 K
- 605 lm

CREW



IT

– Montatura in metallo verniciato. Diffusore in polimetilmetacrilato.

EN

– Coated metal setting. Polymethylmethacrylate diffuser.

ES

– Estructura de metal lacado. Difusor de polimetilmetacrilato.

DE

– Fassung aus lackiertem Metall. Diffusor aus PMMA.

FR

– Monture en métal laqué. Diffuseurs en polyméthacrylate de méthyle.

PY

– Рама из крашеного металла. Рассеиватель из полиметилметакрилата.

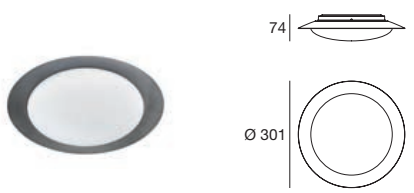




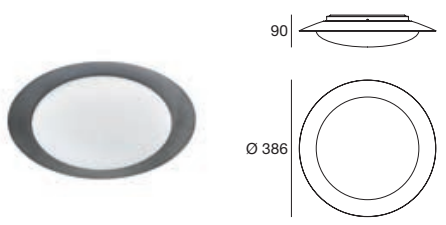




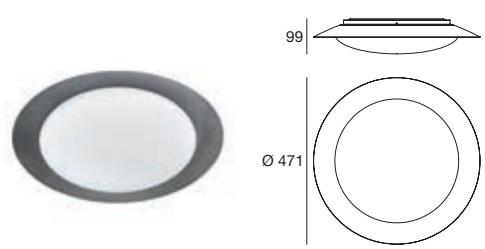




TYPE	CODE	COLOUR
WHITE	8270	3000 K
DARK GREY	8271	1350 lm
BURNED	8272	



TYPE	CODE	COLOUR
WHITE	8275	3000 K
DARK GREY	8276	1800 lm
BURNED	8277	



TYPE	CODE	COLOUR
WHITE	8280	3000 K
DARK GREY	8281	2700 lm
BURNED	8282	

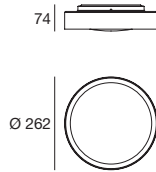
FINISHES



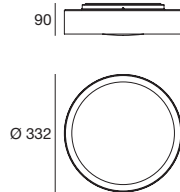
WHITE

DARK GREY

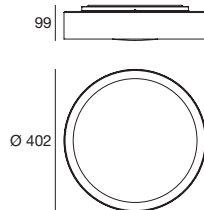
BURNED



TYPE	CODE	COLOUR
WHITE	8285	3000 K
SABLÈ / TIFFANY	8289	1350 lm
BLACK / WHITE	8287	
BLACK / GOLD	8288	
WHITE / PAINTED COPPER	8286	



TYPE	CODE	COLOUR
WHITE	8292	3000 K
SABLÈ / TIFFANY	8296	1800 lm
BLACK / WHITE	8294	
BLACK / GOLD	8295	
WHITE / PAINTED COPPER	8293	



TYPE	CODE	COLOUR
WHITE	8299	3000 K
SABLÈ / TIFFANY	8303	2700 lm
BLACK / WHITE	8301	
BLACK / GOLD	8302	
WHITE / PAINTED COPPER	8300	

FINISHES



WHITE



BLACK / WHITE



SABLÈ / TIFFANY



WHITE / PAINTED COPPER



BLACK / GOLD

CRUMB



IT

– Montatura in metallo verniciato bianco o nero goffrato, diffusore in vetro borosilicato trasparente oppure fumé.

EN

– White or black wrinkled coating setting, transparent or smoked borosilicate glass diffuser.

ES

– Estructura de metal lacado blanco o negro, difusor de vidrio borosilicato, transparente o ahumado.

DE

– Weiß oder Schwarz Metallstruktur; Diffusor aus transparentem Borsilikatglas oder in Fumé.

FR

– Monture en métal laqué blanc ou noir, diffuseur en verre borosilicate transparent ou fumé.

PY

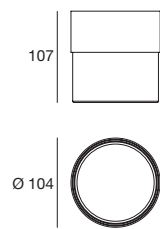
– Рамка из белого или черного окрашенного металла, рассеиватель из прозрачного или дымчатого боросиликатного стекла.





CRUMB

topLED 10 W | 220-240 V | CRI 80



TYPE

CODE

COLOUR

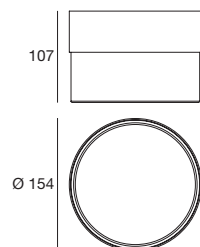
WHITE / TRANSP. **90281**

BLACK / SMOKED **90296**

3000 K

1008 lm

topLED 15 W | 220-240 V | CRI 80



TYPE

CODE

COLOUR

WHITE / TRANSP. **90282**

BLACK / SMOKED **90297**

3000 K

1622 lm

CUBIC



IT

– Diffusore in vetro bianco serigrafato; base in metallo cromato, legno wengé o vetro bianco.

EN

– White silk-screened glass diffuser; base made of chrome-plated metal, wenge or white glass.

ES

– Difusor de vidrio blanco serigrafiado; base de metal cromado, madera wengué o de vidrio de color blanco.

DE

– Diffusor aus Glas mit weißem Siebdruckmotiv; Fuß aus verchromtem Metall, Wenge oder Weißglas.

FR

– Diffuseur en verre blanc sérigraphié ; base en métal chromé, bois wengé ou en verre blanc.

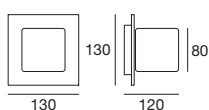
PY

– Отражатель из белого стекла с сериграфией; основание из хромированного металла, дерева венге или белого стекла.



CUBIC

G9 | 220-240 V



TYPE

- CHROME
- WHITE
- WENGÈ

CODE

- 6410**
- 6413**
- 6414**

SOURCE

1x33 W Max
Halogen
(LED bulbs
compatible)

CURVÈ



IT

– Corpo in alluminio verniciato bianco goffrato, cemento, corten oppure nichel; diffusore in polimetilmetacrilato satinato bianco.

EN

– White wrinkle-effect or corten or beton grey coated aluminium casing; white satin-finished polymethylmethacrylate diffuser.

ES

– Cuerpo de aluminio pintado de color blanco efecto arrugado o corten o gris cemento; difusor de olimetilmetacrilato satinado blanco.

DE

– Leuchte aus Aluminium mit Lackierung mit weißem Schrumpflack oder in Corten oder Zementgrau; Diffusor aus weißem satiniertem Polymethylmethacrylat.

FR

– Corps en aluminium verni blanc effet froissé ou corten ou gris béton; diffuseur en polyméthacrylate de méthyle satiné blanc.

PY

– корпус из алюминия, выкрашенного белой краской со складчатой отделкой, отделкой “кортен” или отделкой серого цементного цвета; рассеиватель из белого сатинированного полиметилметакрилата.







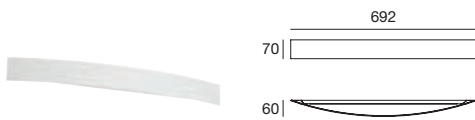
CURVÈ LED

topLED 15 W | 220-240 V | CRI 90



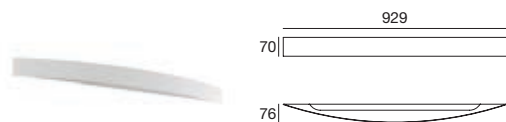
TYPE	CODE	COLOUR
<input type="checkbox"/> WHITE	1140	3000 K
<input checked="" type="checkbox"/> COR-TEN	1141	1813 lm
<input type="checkbox"/> CONCRETE	1146	

topLED 30 W | 220-240 V | CRI 90

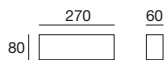


TYPE	CODE	COLOUR
<input type="checkbox"/> WHITE	1143	3000 K
<input checked="" type="checkbox"/> COR-TEN	1144	3625 lm
<input type="checkbox"/> CONCRETE	1147	

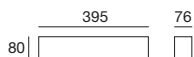
topLED 35 W | 220-240 V | CRI 90



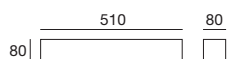
TYPE	CODE	COLOUR
<input type="checkbox"/> WHITE	1190	3000 K
<input checked="" type="checkbox"/> COR-TEN	1191	4536 lm
<input type="checkbox"/> CONCRETE	1192	



TYPE	CODE	SOURCE
<input type="checkbox"/> WHITE	1135	1x80 W Halogen 78mm (3000 K included) (LED bulbs compatible, max Ø 22 mm)
<input checked="" type="checkbox"/> NICKEL	1030	



TYPE	CODE	SOURCE
<input type="checkbox"/> WHITE	1131	1x120 W Halogen 118mm (3000 K included) (LED bulbs compatible, max Ø 22 mm)
<input checked="" type="checkbox"/> NICKEL	1031	



TYPE	CODE	SOURCE
<input type="checkbox"/> WHITE	1136	1x120 W Halogen 118mm (3000 K included) (LED bulbs compatible, max Ø 22 mm)
<input checked="" type="checkbox"/> NICKEL	1032	

DELTA



IT

– Montatura in metallo verniciato bianco lucido; diffusore in vetro sabbato e serigrafato, bianco o ambra.

EN

– Glossy white coated metal mounting frame; white or amber sandblasted silk-screened glass diffuser.

ES

– Montura de metal pintado de color blanco brillante; difusor de vidrio arenado y serigrafiado, blanco o ámbar.

DE

– Fassung aus Metall mit Lackierung in Glanzweiß; Diffusor aus satiniertem Glas mit weißem oder bernsteinfarbenem Siebdruckmotiv.

FR

– Monture en métal verni blanc brillant ; diffuseur en verre sablé et sérigraphié, blanc ou ambre.

PY

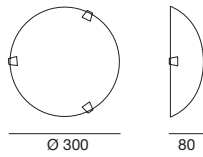
– Оправа из белого глянцевого окрашенного металла; отражатель из стекла пескоструйной обработки с сериграфией белого или янтарного цвета.





DELTA_S

E27 | 220-240 V



TYPE

- WHITE / NICKEL
- AMBER / BURNED

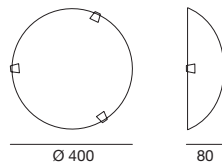
CODE

3430
3440

SOURCE

1x46 W Max
Halogen
(LED bulbs compatible)

E27 | 220-240 V



TYPE

- WHITE / NICKEL
- AMBER / BURNED

CODE

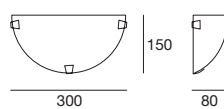
3431
3441

SOURCE

2x46 W Max
Halogen
(LED bulbs compatible)

DELTA_W

E27 | 220-240 V



TYPE

- WHITE / NICKEL
- AMBER / BURNED

CODE

3435
3445

SOURCE

1x46 W Max
Halogen
(LED bulbs compatible)

DICE + ELIPSE



IT

– Corpo in policarbonato trasparente; diffusore in vetro serigrafato bianco.

EN

– Transparent polycarbonate casing; white silk-screened glass diffuser.

ES

– Cuerpo de policarbonato transparente; difusor de vidrio arenado blanco.

DE

– Gehäuse aus transparentem Polycarbonat. Diffusor aus weißem sandgestrahltem Glas.

FR

– Corps en polycarbonate transparent; diffuseur en verre sérigraphié blanc.

PY

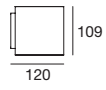
– Корпус из прозрачного поликарбоната; отражатель из стекла пескоструйной обработки белого цвета.





DICE

G9 | 220-240 V



TYPE

WHITE

CODE

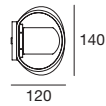
6906

SOURCE

1x7 W Max
Fluorescent
(3000 K included)
(LED bulbs
compatible)

ELIPSE

G9 | 220-240 V



TYPE

WHITE

CODE

6905

SOURCE

1x7 W Max
Fluorescent
(3000 K included)
(LED bulbs
compatible)

DUAL + MINI-DUAL



IT

– Corpo in alluminio verniciato bianco o grigio, diffusore in vetro trasparente.

EN

– Body in white or gray coated aluminium, diffuser in transparent glass.

ES

– Cuerpo de aluminio lacado blanco o gris, difusor de vidrio transparente.

DE

– Leuchtkörper aus Aluminium mit Lackierung in Weiß oder Grau. Diffusor aus transparentem Glas.

FR

– Corps en aluminium verni blanc ou gris, diffuseur en verre transparent.

PY

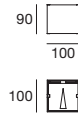
– Корпус из алюминия выкрашенного белой или серой краской, рассеиватель из прозрачного стекла.





DUAL_W1

arrayLED 6 W | 220-240 V | CRI 80



TYPE

- WHITE
- GREY

CODE

64511W94
64512W94

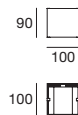
COLOUR

3000 K
810 lm



DUAL_W2

arrayLED 6 W | 220-240 V | CRI 80



TYPE

- WHITE
- GREY

CODE

64598W90
64599W90

COLOUR

3000 K
810 lm



MINI-DUAL

powerLED 8 W | 220-240 V | CRI 80



TYPE

- WHITE / BLACK **57154W85**
- GREY / BLACK **57155W85**

CODE

57154W85
57155W85

COLOUR

3000 K
360 lm



Adjusting beam plate included.

DUBLIGHT



IT

– Montatura in metallo verniciato bianco goffrato (anche nero nella versione Dublight-C tab); diffusore in polimetilmetacrilato satinato.

EN

– White wrinkle-effect coated metal mounting frame (Dublight-C tab also black); satin-finished polymethylmethacrylate diffuser.

ES

– Montura de metal pintado de color blanco efecto arrugado (también negro en la versión Dublight-C tab); difusor de polimetacrilato de metilo arenado.

DE

– Fassung aus Metall mit Lackierung in Weiß mit Schrumpflack (in der Version Dublight-C tab auch in Schwarz); Diffusor aus satiniertem Polymethylmethacrylat.


FR

– Monture en métal verni blanc effet froissé (même noir dans la version Dublight-C tab); diffuseur en polyméthacrylate de méthyle satiné.

PY

– Основание из алюминия, окрашенного в белый складчатый (или также в черный цвет в варианте Dublight -C tab); рассеиватель из сатинированного полиметилметакрилата.









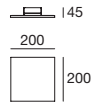






DUBLIGHT_SQ

topLED 7 W | 220-240 V | CRI 90



TYPE

WHITE

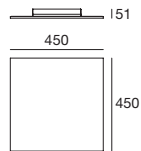
CODE

7488

COLOUR

3000 K
808 lm

topLED 23 W | 220-240 V | CRI 90



TYPE

WHITE

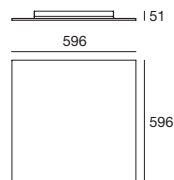

CODE

7489

COLOUR

3000 K
2835 lm

topLED 42 W | 220-240 V | CRI 90



TYPE

WHITE

CODE

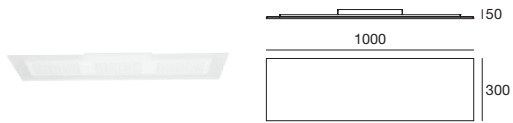
7490

COLOUR

3000 K
5010 lm

DUBLIGHT_SB

topLED 35 W | 220-240 V | CRI 90



TYPE

WHITE

CODE

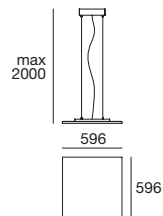
7491

COLOUR

3000 K
4478 lm

DUBLIGHT_PQ

topLED 42 W | 220-240 V | CRI 90



TYPE

WHITE

CODE

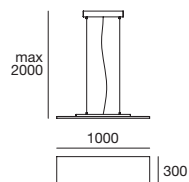
7493

COLOUR

3000 K
5010 lm

DUBLIGHT_PB

topLED 35 W | 220-240 V | CRI 90



TYPE

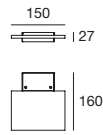
WHITE

CODE

7494

COLOUR

3000 K
4478 lm



TYPE

WHITE

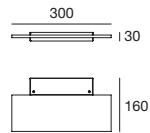
CODE

7485

COLOUR

3000 K
808 lm

topLED 13 W | 220-240 V | CRI 90



TYPE

WHITE

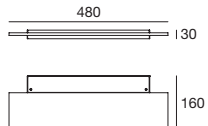
CODE

7486

COLOUR

3000 K
1680 lm

topLED 27 W | 220-240 V | CRI 90



TYPE

WHITE

CODE

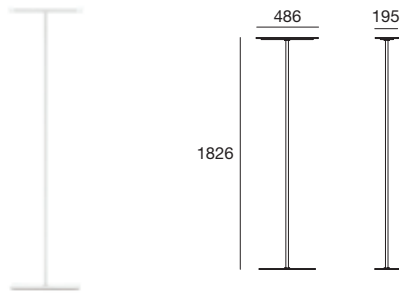
7487

COLOUR

3000 K
3360 lm

DUBLIGHT_FL

topLED 28 W | 220-240 V | CRI 90



TYPE

WHITE

CODE

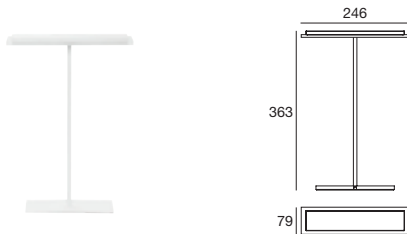
7496

COLOUR

3000 K
3360 lm

DUBLIGHT_TAB

topLED 7 W | 220-240 V | CRI 90



TYPE

WHITE

CODE

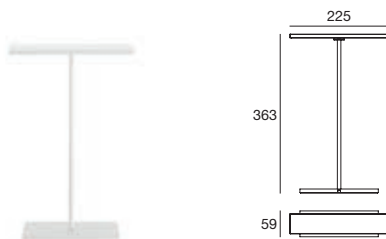
7495

COLOUR

3000 K
835 lm

DUBLIGHT_C TAB

topLED 7 W | 220-240 V | CRI 90



TYPE

WHITE
 BLACK

CODE

7885
7886

COLOUR

3000 K
835 lm

DUBLIGHT_TAB vs DUBLIGHT_C TAB

Diffuser



DUBLIGHT_TAB
Satin PMMA
diffuser.

DIFFUSED DOWN
LIGHT



DUBLIGHT_C TAB

DIRECT DOWN
LIGHT

E C O M O L L A



IT

– Montatura in metallo verniciato bianco opaco; diffusore in vetro trasparente e vetro serigrafato bianco.

EN

– Matt white coated metal mounting frame; transparent glass and white silk-screened glass diffuser.

ES

– Montura de metal pintado de color blanco mate; difusor de vidrio transparente y vidrio serigrafiado blanco.

DE

– Fassung aus Metall mit Lackierung in Mattweiß; Diffusor aus transparentem Glas und aus Glas mit weißem Siebdruckmotiv.

FR

– Monture en métal verni blanc mat ; diffuseur en verre transparent et verre sérigraphié blanc.

PY

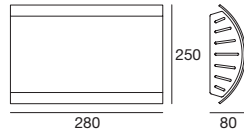
– Оправа из белого матового окрашенного металла; отражатель из прозрачного стекла и белого стекла с сериграфией.





ECOMOLLA_S

E27 | 220-240 V



TYPE

WHITE /
 TRANSPARENT

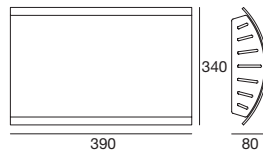
CODE

71641

SOURCE

1x57 W Max
Halogen
(LED bulbs
compatible)

E27 | 220-240 V



TYPE

WHITE /
 TRANSPARENT

CODE

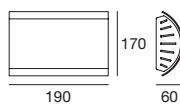
71642

SOURCE

2x57 W Max
Halogen
(LED bulbs
compatible)

ECOMOLLA_W

E14 | 220-240 V



TYPE

WHITE /
 TRANSPARENT

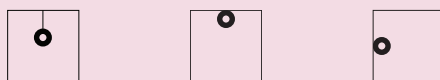
CODE

71640

SOURCE

1x46 W Max
Halogen
(LED bulbs
compatible)

FACE



IT

– Montatura in metallo con finitura in bianco goffrato; diffusore in vetro serigrafato bianco e sabbiato bianco.

EN

– Metal mounting frame with white wrinkle-effect finish; white silk-screened and white sandblasted glass diffuser.

ES

– Montura de metal con acabado de color blanco efecto arrugado; difusor de vidrio serigrafiado blanco y arenado blanco.

DE

– Fassung aus Metall mit Oberfläche aus weißem Schrumpflack. Diffusor aus Glas mit weißem Siebdruckmotiv und aus weißem sandgestrahltem Glas.

FR

– Monture en métal avec finition en blanc effet froissé ; diffuseur en verre sérigraphié blanc et sablé blanc.

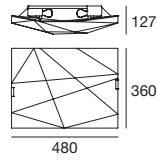
PY

– Металлическая оправа с белой морщинистой отделкой; отражатель из белого стекла с сериграфией и белого стекла пескоструйной обработки.









TYPE

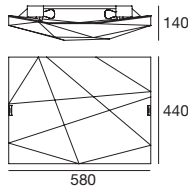
WHITE

CODE

7476

SOURCE

2x57 W Max
Halogen
(LED bulbs
compatible)



TYPE

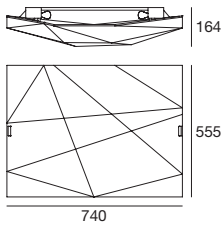
WHITE

CODE

7477

SOURCE

4x46 W Max
Halogen
(LED bulbs
compatible)



TYPE

WHITE

CODE

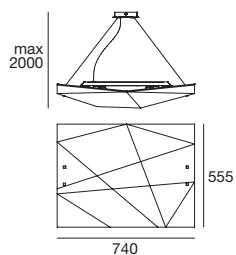
7478

SOURCE

4x46 W Max
Halogen
(LED bulbs
compatible)

FACE_P

E27 | 220-240 V



TYPE

WHITE

CODE

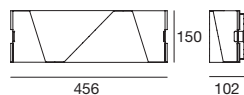
7475

SOURCE

4x46 W Max
Halogen
(LED bulbs
compatible)

FACE_W

E27 | 220-240 V



TYPE

WHITE

CODE

7479

SOURCE

2x46 W Max
Halogen
(LED bulbs
compatible)

FOTIS



IT

– Corpo in metallo con finitura cromo; diffusore in vetro trasparente in parte sabbiato.

EN

– Metal casing with chrome-plated finish; transparent and partly sandblasted glass diffuser.

ES

– Cuerpo de metal con acabado cromado; difusor de vidrio transparente parcialmente arenado.

DE

– Gehäuse aus Metall mit Oberfläche in Chrom; Diffusor aus transparentem, teilweise sandgestrahlten Glas.

FR

– Corps en métal avec finition chrome ; diffuseur en verre transparent en partie sablé.

PY

– Металлический корпус с хромированной отделкой; отражатель из прозрачного стекла частично пескоструйной обработки.

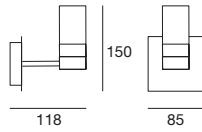






FOTIS_Q

G9 | 220-240 V



TYPE

■ CHROME

CODE

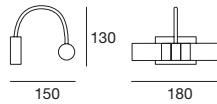
3270

SOURCE

1x33 W
Halogen
(included)
(LED bulbs
compatible)

FOTIS_R

G9 | 220-240 V



TYPE

■ CHROME

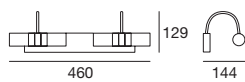
CODE

3672

SOURCE

2x33 W
Halogen
(included)
(LED bulbs
compatible)

G9 | 220-240 V



TYPE

■ CHROME

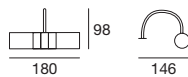
CODE

3674

SOURCE

4x33 W
Halogen
(included)
(LED bulbs
compatible)

G9 | 220-240 V



TYPE

■ CHROME

CODE

3670

SOURCE

2x33 W
Halogen
(included)
(LED bulbs
compatible)

ACCESSORIES



KIT01 | Bracket for wall mounting

FOTIS_FIX

G9 | 220-240 V



TYPE

■ CHROME

CODE

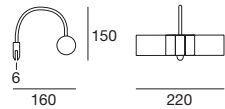
3276

SOURCE

2x33 W
Halogen
(included)
(LED bulbs
compatible)

FOTIS_FIX MIRROR

G9 | 220-240 V



TYPE

■ CHROME

CODE

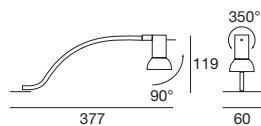
3262

SOURCE

2x33 W
Halogen
(included)
(LED bulbs
compatible)

FOTIS_MIRROR

GU10 | 220-240 V



TYPE

■ CHROME

CODE

1156

SOURCE

1x42 W
Halogen
(included)
(LED bulbs
compatible)

GLUÈD



IT

– Montatura in metallo verniciato bianco gofrato; diffusore in vetro serigrafato bianco.

EN

– Matt white coated metal mounting frame; white silk-screened glass diffuser.

ES

– Montura de metal pintado de color blanco mate; difusor de vidrio serigrafiado blanco.

DE

– Fassung aus Metall mit Lackierung in Mattweiß; Diffusor aus Glas mit weißem Siebdruckmotiv.

FR

– Monture en métal verni blanc mat ; diffuseur en verre sérigraphié blanc.

PY

– Оправа из белого матового окрашенного металла; отражатель из белого стекла с сериграфией.





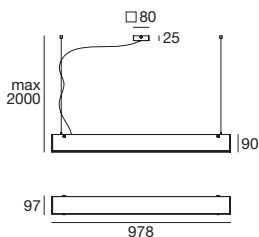






GLUÈD_PB

topLED 29 W | 220-240 V | CRI 80



TYPE

WHITE

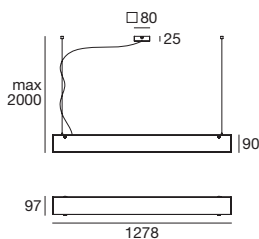
CODE

90308

COLOUR

3000 K
3067 lm

topLED 41 W | 220-240 V | CRI 80



TYPE

WHITE

CODE

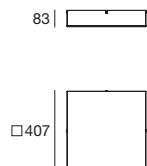
90309

COLOUR

3000 K
4508 lm

GLUÈD_SQ

topLED 23 W | 220-240 V | CRI 80



TYPE

WHITE

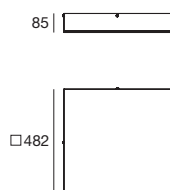
CODE

90306

COLOUR

3000 K
3060 lm

topLED 32 W | 220-240 V | CRI 80



TYPE

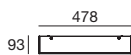
WHITE

CODE

90307

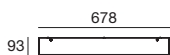

COLOUR

3000 K
3782 lm



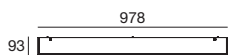
TYPE	CODE	COLOUR
<input type="checkbox"/> WHITE	90302	3000 K 1570 lm

topLED 22 W | 220-240 V | CRI 80




TYPE	CODE	COLOUR
<input type="checkbox"/> WHITE	90303	3000 K 2254 lm

topLED 29 W | 220-240 V | CRI 80



TYPE	CODE	COLOUR
<input type="checkbox"/> WHITE	90304	3000 K 3067 lm

topLED 41 W | 220-240 V | CRI 80



TYPE	CODE	COLOUR
<input type="checkbox"/> WHITE	90305	3000 K 4508 lm



TYPE

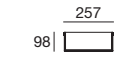
WHITE

CODE

90300

COLOUR

3000 K
785 lm



TYPE

WHITE

CODE

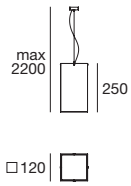
90301

COLOUR

3000 K
1630 lm

GLUÈD_PQ1

E27 | 220-240 V



TYPE

WHITE

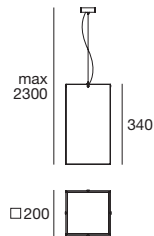
CODE

4897

SOURCE

1x57 W Max
Halogen
(LED bulbs
compatible)

E27 | 220-240 V



TYPE

WHITE

CODE

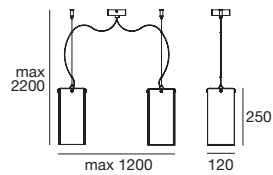
6668

SOURCE

1x77 W Max
Halogen
(LED bulbs
compatible)

GLUÈD_PQ2

E27 | 220-240 V



TYPE

WHITE

CODE

4899

SOURCE

2x57 W Max
Halogen
(LED bulbs
compatible)

G O C C I A



IT

– Montatura in policarbonato satinato bianco o in alluminio verniciato bianco gofrato; diffusore in vetro bianco.

EN

– White satin-finished polycarbonate mounting frame; white glass diffuser.

ES

– Montura de policarbonato satinado blanco; difusor de vidrio blanco.

DE

– Fassung aus satiniertem weißem Polycarbonat
Diffusor aus weißem Glas.

FR

– Monture en polycarbonate satiné blanc ; diffuseur en verre blanc.

PY

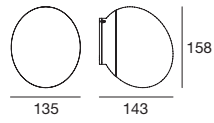
– Оправа из сатинированного белого поликарбоната; отражатель из белого стекла.





GOCCIA_W

topLED 5 W | 220-240 V | CRI 80



TYPE

WHITE

CODE

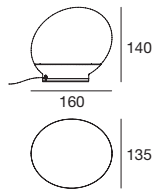
7241

COLOUR

3000 K
400 lm

GOCCIA_TAB

topLED 5 W | 220-240 V | CRI 80



TYPE

WHITE

CODE

7243

COLOUR

3000 K
400 lm

HALF PIPE



IT

– Montatura in alluminio lucido, oppure verniciato bianco gofrato o champagne. Diffusore in silicone.

EN

– Polished aluminum setting, or white or champagne wrinkled coating. Silicone diffuser.

ES

– Estructura de aluminio brillante, o lacado blanco arrugado o champagne. Difusor de silicona.

DE

– Fassung aus glänzendem Aluminium oder mit Lackierung mit weißem Schrumpflack oder in Champagner. Diffusor aus Silikon.

FR

– Monture en aluminium brillant, ou laqué blanc effet froissé ou champagne. Diffuseur en silicone.

PY

– Рама из блестящего алюминия или алюминия, крашеного белой складчатой краской или краской цвета шампанского. Рассеиватель из силикона.













HALFPIPE

topLED 9 W | 220-240 V | CRI 80



TYPE	CODE	COLOUR
<input type="checkbox"/> WHITE	8390	2700 K
<input type="checkbox"/> POLISHED AL.	8391	1050 lm
<input type="checkbox"/> CHAMPAGNE	8392	

topLED 12 W | 220-240 V | CRI 80



TYPE	CODE	COLOUR
<input type="checkbox"/> WHITE	8395	2700 K
<input type="checkbox"/> POLISHED AL.	8396	1511 lm
<input type="checkbox"/> CHAMPAGNE	8397	

topLED 18 W | 220-240 V | CRI 80



TYPE	CODE	COLOUR
<input type="checkbox"/> WHITE	8400	2700 K
<input type="checkbox"/> POLISHED AL.	8401	2064 lm
<input type="checkbox"/> CHAMPAGNE	8402	

HELI



IT

– Montatura in alluminio lucido, oppure verniciato con finitura bianco gofrato, marrone antico, grigio sablè o foglia oro; diffusore in policarbonato satinato bianco.

DE

– Fassung aus glänzendem Aluminium oder mit Lackierung in Weiß mit Schrumpflack, antikem Braun, Grausand oder Blattgold; Diffusor aus satiniertem weißem Polymethylmethacrylat.

EN

– Mounting frame made of polished aluminium or of coated aluminium with white wrinkle-effect, antique brown, sablè grey or gold-leaf effect finish; white satin-finished polymethylmethacrylate diffuser.

FR

– Monture en aluminium brillant, ou verni avec finition blanc effet froissé, marron ancien, gris sablè ou feuille d'or ; diffuseur en polyméthacrylate de méthyle satiné blanc.

ES

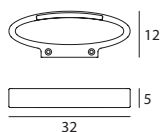
– Montura de aluminio brillante, o pintado con acabado blanco efecto arrugado, marrón antiguo, gris sablè u hoja de oro; difusor de polimetacrilato de metilo satinado blanco.

PY

– Оправа из глянцевого алюминия, или окрашенного с белой морщинистой отделкой, коричневой отделкой под старину, серо-песочный отделка или с эффектом листового золота; отражатель из белого сатинового ПММА.







TYPE	CODE	COLOUR
<input type="checkbox"/> WHITE	8455	3000 K
<input type="checkbox"/> POLISHED ALUM.	8456	1976 lm
<input type="checkbox"/> SABLÉ	8457	
<input type="checkbox"/> BROWN	8458	
<input type="checkbox"/> GOLD	8459	

ACCESSORIES



KIT0026 | Phase-cut Dimmer (max. 100 W)

GOLD FINISH

Detail



H O R I Z O N



IT

– Montatura in acciaio verniciato bianco gofrato, diffusore in vetro serigrafato/sabbiato. Cupola inferiore disponibile nelle finiture bianco, oro o cromo.

DE

– Fassung aus Stahl mit Lackierung mit weißem Schrumpflack. Diffusor aus Glas mit Siebdruckaufdruck oder aus sandgestrahltem Glas. Unteres Element erhältlich in der Oberfläche Weiß, Gold oder Chrom.

EN

– White or black wrinkled coating setting, blast-sanded or serigraph diffuser. Lower dome available in white, gold or chrome finishes.

FR

– Monture en acier laqué blanc effet froissé, diffuseur en verre sérigraphié/sablé. Coupole inférieure disponible dans les finitions blanc, or ou chrome.

ES

– Estructura de acero lacado blanco efecto arrugado, difusor de vidrio serigrafado/arenado. Cúpula inferior disponible en los acabados blanco, oro o cromo.

PY

– Рама из стали, выкрашенной белой складчатой краской, рассеиватель из стекла с сериграфией/пескоструйной обработкой. Нижний купол предлагается с белой, золотой или хромированной отделкой.



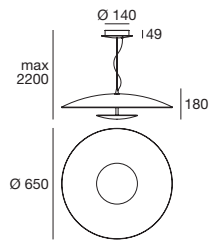






HORIZON_P

topLED 34 W | 220-240 V | CRI 80



TYPE

- WHITE
- WHITE / GOLD
- WHITE / CHROME

CODE

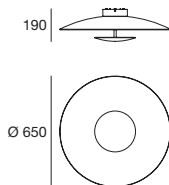
- 90286**
- 90287**
- 90288**

COLOUR

- 3000 K
- 3214 lm

HORIZON_S

topLED 34 W | 220-240 V | CRI 80



TYPE

- WHITE
- WHITE / GOLD
- WHITE / CHROME

CODE

- 90285**
- 90283**
- 90284**

COLOUR

- 3000 K
- 3214 lm

HULA HOOP



IT

– Montatura in metallo verniciato bianco lucido; diffusore composto da un elemento in vetro sabbiato serigrafato bianco e da una coppia o un tris di elementi in polimetilmetacrilato nelle colorazioni blu, giallo, rosso, arancione e cromo.

EN

– Glossy white coated metal mounting frame; diffuser consisting of a white silk-screened and sandblasted glass element and two/ three elements made of blue, yellow, red, orange and chrome polymethylmethacrylate.

ES

– Montura de metal pintado de color blanco brillante; difusor compuesto por un elemento de vidrio arenado serigrafiado blanco y por dos o tres elementos de polimetacrilato de metilo de color azul, amarillo, rojo, naranja y cromo.

DE



– Fassung aus Metall mit Lackierung in Glanzweiß; Diffusor aus einem Element aus weißem sandgestrahltem Glas mit weißem Siebdruckmotiv und zwei oder drei Elemente aus Polymethylmethacrylat in den Farben Blau, Gelb, Rot, Orange und Chrom.

FR

– Monture en métal verni blanc brillant ; diffuseur composé d'un élément en verre sablé sérigraphié blanc et de deux ou trois éléments en polyméthacrylate de méthyle dans les coloris bleu, jaune, rouge, orange et chrome.

PY

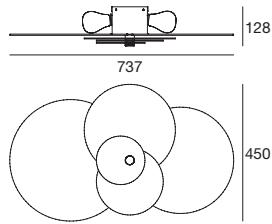
– Оправа из белого глянцевого окрашенного металла; отражатель с элементом из белого стекла пескоструйной обработки с сериграфией и двумя или тремя элементами из ПММА в следующей цветовой гамме: синий, желтый, красный, оранжевый и хром.





HULA HOOP_ S

E27 | 220-240 V



TYPE

WHITE /
BLUE /
CHROME /
YELLOW

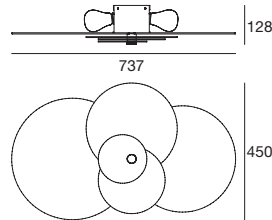
CODE

90212

SOURCE

2x57 W Max
Halogen
(LED bulbs
compatible)

E27 | 220-240 V



TYPE

WHITE /
RED /
CHROME /
ORANGE

CODE

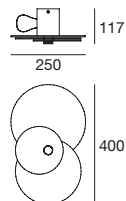
90235

SOURCE

2x57 W Max
Halogen
(LED bulbs
compatible)

HULA HOOP_ W

E27 | 220-240 V



TYPE

WHITE /
BLUE /
CHROME

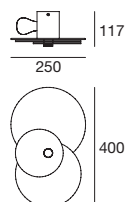
CODE

90213

SOURCE

1x57 W Max
Halogen
(LED bulbs
compatible)

E27 | 220-240 V



TYPE

WHITE /
RED /
CHROME

CODE

90234

SOURCE

1x57 W Max
Halogen
(LED bulbs
compatible)

I N C A S S O



IT

– Montatura in alluminio verniciato bianco gofrato o nero, con ottica recessa oppure con diffusore in cristallo trasparente.

EN

– Housing in textured white painted aluminium with recessed optics or with transparent glass diffuser.

ES

– Montura en aluminio pintado de blanco con acabado rugoso, óptica tenue o con difusor en cristal transparente.

DE

– Fassung aus weiß oder schwarz lackiertem Aluminium mit Schrumpflack mit zurückgesetzte Optik; oder mit Diffusor aus transparentem Kristall.

FR

– Cadre en aluminium verni blanc gaufré ou noir, avec optique en retrait ou avec diffuseur en cristal transparent.

PY

– Рама из алюминия, выкрашенного белой или черной складчатой краской, направленный свет или рассеиватель из прозрачного хрустала.

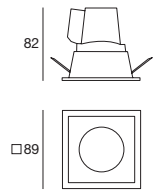






INCASSO_C1

GU10 | 220-240 V



TYPE

- WHITE
- BLACK

CODE

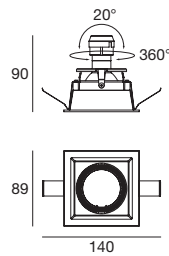
8375
8376

SOURCE

1x42 W Max
Halogen
(LED bulbs
compatible)

INCASSO_CJ1

GU10 | 220-240 V



TYPE

- WHITE
- BLACK

CODE

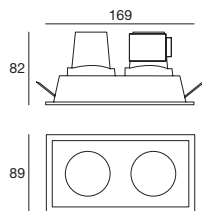
8369
8370

SOURCE

1x42 W Max
Halogen
(LED bulbs
compatible)

INCASSO_C2

GU10 | 220-240 V



TYPE

- WHITE
- BLACK

CODE

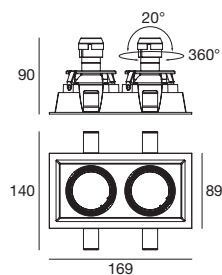
8379
8380

SOURCE

2x42 W Max
Halogen
(LED bulbs
compatible)

INCASSO_CJ2

GU10 | 220-240 V



TYPE

- WHITE
- BLACK

CODE

8372
8373 *

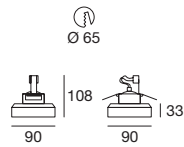
SOURCE

2x42 W Max
Halogen
(LED bulbs
compatible)

* Verificare disponibilità / Check availability

INCASSO_Q1

GU5,3 | 12 V



TYPE

□ TRANSPARENT

CODE

6360

SOURCE

1x42 W Max
Halogen
(LED bulbs
compatible)

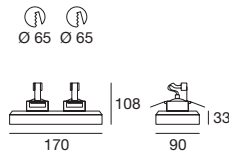
ELECTRONICS



KIT86 | ON / OFF Driver (1 art.)

INCASSO_Q2

GU5,3 | 12 V



TYPE

□ TRANSPARENT

CODE

6361

SOURCE

2x42 W Max
Halogen
(LED bulbs
compatible)

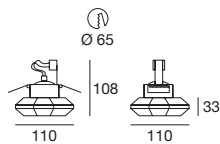
ELECTRONICS



KIT86 | ON / OFF Driver (1 art.)

INCASSO_R

GU5,3 | 12 V



TYPE

□ TRANSPARENT

CODE

6364

SOURCE

1x42 W Max
Halogen
(LED bulbs
compatible)

ELECTRONICS



KIT86 | ON / OFF Driver (1 art.)

J O S H U A



IT

– Montatura in metallo e corpo illuminante in alluminio, verniciati bianco o nero gofrato. Diffusore in polimetilmetacrilato.

EN

– Metal setting and aluminum structure, white or black wrinkled coating. Polymethylmethacrylate diffuser.

ES

– Estructura de metal y cuerpo de iluminación en aluminio, lacados blanco o negro arrugado. Difusor de polimetilmetacrilato.

DE

– Fassung aus Stahl und Leuchtenkörper aus Aluminium, lackiert mit weißem oder schwarzem Schrumpflack. Diffusor aus PMMA.

FR

– Cadre en métal et corps éclairant en aluminium, vernis blanc ou noir gaufré. Diffuseur en polyméthacrylate de méthyle.

PY

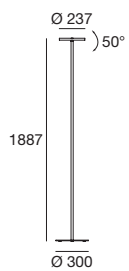
– Металлическая рама и алюминиевый корпус, выкрашенные белой или черной складчатой краской. Рассеиватель из полиметилметакрилата.





JOSHUA

topLED 25 W | 220-240 V | CRI 80



TYPE

- WHITE
- BLACK

CODE


8365
8366

COLOUR

3000 K
2500 lm

HEAD ROTATION

Adjustability



K I O O



IT

– Corpo in alluminio verniciato bianco gofrato o con finitura alluminio anodizzato; diffusore in policarbonato opalino.

EN

– Casing in white wrinkle-effect coated aluminium or with glossy finish; opaline polycarbonate diffuser.

ES

– Cuerpo de aluminio pintado de color blanco efecto arrugado o con acabado brillante; difusor de policarbonato opalino.

DE

– Leuchte aus Aluminium mit Lackierung mit weißem Schrumpflack oder mit glänzender Oberfläche; Diffusor aus opalem Polycarbonat.

FR

– Corps en aluminium verni blanc effet froissé ou avec finition brillante ; diffuseur en polycarbonate opalin.

PY

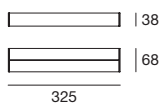
– Корпус из алюминия, окрашенного белой краской со складчатой или блестящей отделкой; рассеиватель из опалового поликарбоната.





K100

topLED 14 W | 220-240 V | CRI 80



TYPE

- WHITE
- ANODIZED ALUM.

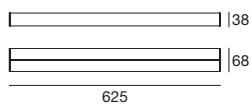
CODE

7904
7905

COLOUR

3000 K
1449 lm

topLED 28 W | 220-240 V | CRI 80



TYPE

- WHITE
- ANODIZED ALUM.

CODE

7906
7907

COLOUR

3000 K
2898 lm

LANCIA



IT

– Montatura in metallo verniciato bianco lucido; diffusore in vetro trasparente e vetro serigrafato bianco.

EN

– Glossy white coated metal mounting frame; transparent and white silk-screened glass diffuser.

ES

– Montura de metal pintado de color blanco brillante; difusor de vidrio transparente y vidrio serigrafiado blanco.

DE

– Fassung aus Metall mit Lackierung in Glanzweiß; Diffusor aus transparentem Glas und aus Glas mit weißem Siebdruckmotiv.

FR

– Monture en métal verni blanc brillant ; diffuseur en verre transparent et verre sérigraphié blanc.

PY

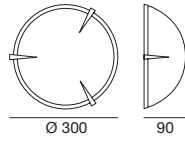
– Оправа из белого глянцевого окрашенного металла; отражатель из прозрачного стекла и белого стекла с сериграфией.





LANCIA_S

E27 | 220-240 V



TYPE

☐ WHITE / CHROME

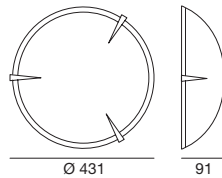
CODE

73665*

SOURCE

1x46 W Max
Halogen
(LED bulbs
compatible)

E27 | 220-240 V



TYPE

☐ WHITE / CHROME

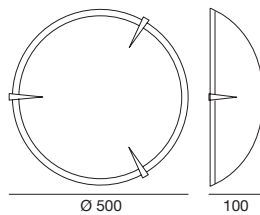
CODE

73666*

SOURCE

2x46 W Max
Halogen
(LED bulbs
compatible)

E27 | 220-240 V



TYPE

☐ WHITE / CHROME

CODE

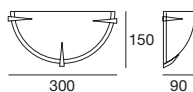
73667*

SOURCE

3x46 W Max
Halogen
(LED bulbs
compatible)

LANCIA_W

E27 | 220-240 V



TYPE

☐ WHITE / CHROME

CODE

73668*

SOURCE

1x46 W Max
Halogen
(LED bulbs
compatible)

* Verificare disponibilità / Check availability

L I N E R



IT

– Montatura in metallo verniciato bianco lucido; diffusore in vetro sabbiato serigrafato bianco.

EN

– Glossy white coated metal mounting frame; white silk-screened and sandblasted glass diffuser.

ES

– Montura de metal pintado de color blanco brillante; difusor de vidrio arenado serigrafiado blanco.

DE

– Fassung aus Metall mit Lackierung in Glanzweiß; Diffusor aus sandgestrahltem Glass mit weißem Siebdruckmotiv.

FR

– Monture en métal verni blanc brillant ; diffuseur en verre sablé sérigraphié blanc.

PY

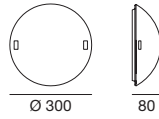
– Оправа из белого глянцевого окрашенного металла; отражатель из белого стекла пескоструйной обработки с сериграфией.





LINER_S

E27 | 220-240 V



TYPE

WHITE / NICKEL

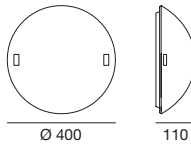
CODE

71883

SOURCE

1x46 W Max
Halogen
(LED bulbs
compatible)

E27 | 220-240 V



TYPE

WHITE / NICKEL

CODE

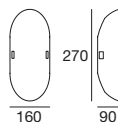
71886

SOURCE

2x46 W Max
Halogen
(LED bulbs
compatible)

LINER_W

E27 | 220-240 V



TYPE

WHITE / NICKEL

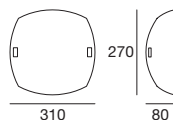
CODE

71877

SOURCE

1x46 W Max
Halogen
(LED bulbs
compatible)

E27 | 220-240 V



TYPE

WHITE / NICKEL

CODE

71880

SOURCE

2x46 W Max
Halogen
(LED bulbs
compatible)

LUMINOSA



IT

– Corpo in polietilene bianco traslucido; diffusore in vetro trasparente e serigrafato bianco.

EN

– Translucent white linear polyethylene casing; transparent glass and white silk-screened glass diffuser.

ES

– Cuerpo de polietileno lineal blanco translúcido; difusor de vidrio transparente y serigrafiado blanco.

DE

– Gehäuse aus weißem, durchscheinendem Polyethylen; Diffusor aus transparentem Glas und weißem sandgestrahltem Glas.

FR

– Corps en polyéthylène linéaire blanc translucide ; diffuseur en verre transparent et sérigraphié blanc.

PY

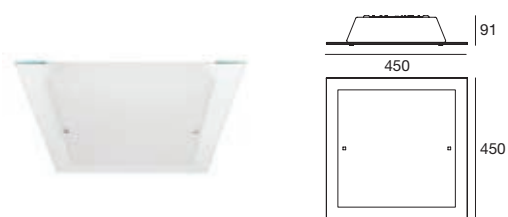
– Корпус из линейного белого светопрозрачного полиэтилена; отражатель из прозрачного стекла и белого с сериграфией.





LUMINOSA_Q

E27 | 220-240 V



TYPE

WHITE

CODE

71691

SOURCE

2x20 W Max
Fluorescent
(LED bulbs
compatible)

E27 | 220-240 V



TYPE

WHITE

CODE

71692

SOURCE

3x20 W Max
Fluorescent
(LED bulbs
compatible)

LUMINOSA_B

E27 | 220-240 V



TYPE

WHITE

CODE

71690

SOURCE

1x20 W Max
Fluorescent
(LED bulbs
compatible)

MAMI



IT

– Corpo in ceramica bianca, impreziosito da un motivo decorativo dipinto di colore marrone; montatura in metallo verniciato ruggine; diffusore in vetro sabbiato bianco.

EN

– White ceramic casing with a brown decorative pattern; rust colour coated metal mounting frame; white sandblasted glass diffuser.

ES

– Cuerpo de cerámica blanca; decorado con un motivo decorativo pintado de color marrón; montura de metal pintado óxido; difusor de vidrio arenado blanco.

DE

– Gehäuse aus weißer Keramik, verschönert mit einer aufgemalten Dekoration in Braun; Fassung aus Metall mit Lackierung in Rostbraun; Diffusor aus weißem sandgestrahltem Glas.

FR

– Corps en céramique blanche, enrichi par un motif décoratif peint en marron ; monture en métal verni rouille ; diffuseur en verre sablé blanc.

PY

– Корпус из белой керамики, украшенный цветочным узором коричневого цвета; оправа из окрашенного под ржавчину металла; отражатель из белого стекла пескоструйной обработки.







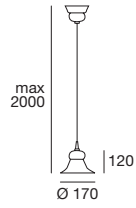






MAMI_P1

E14 | 220-240 V



TYPE

■ RUST

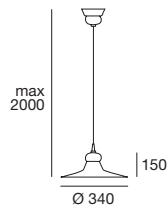
CODE

2644

SOURCE

1x30 W Max
Halogen
(LED bulbs
compatible)

E27 | 220-240 V



TYPE

■ RUST

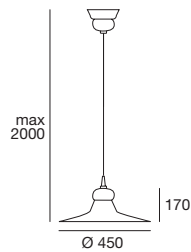
CODE

2645

SOURCE

1x46 W Max
Halogen
(LED bulbs
compatible)

E27 | 220-240 V



TYPE

■ RUST

CODE

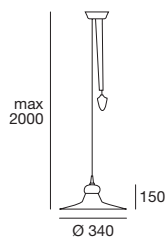
2638

SOURCE

1x46 W Max
Halogen
(LED bulbs
compatible)

MAMI_P

E27 | 220-240 V



TYPE

■ RUST

CODE

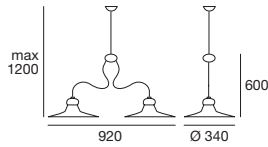
2646

SOURCE

1x46 W Max
Halogen
(LED bulbs
compatible)

MAMI_P2

E27 | 220-240 V



TYPE

■ RUST

CODE

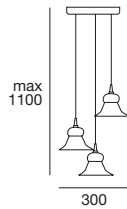
2639 *

SOURCE

2x46 W Max
Halogen
(LED bulbs
compatible)

MAMI_P3

E14 | 220-240 V



TYPE

■ RUST

CODE

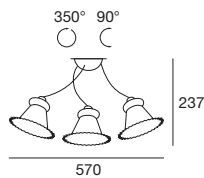
2647

SOURCE

3x30 W Max
Halogen
(LED bulbs
compatible)

MAMI_S3

E14 | 220-240 V



TYPE

■ RUST

CODE

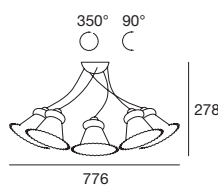
2649

SOURCE

3x46 W Max
Halogen
(LED bulbs
compatible)

MAMI_S5

E14 | 220-240 V



TYPE

■ RUST

CODE

2657

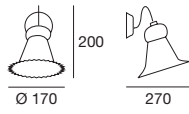
SOURCE

5x30 W Max
Halogen
(LED bulbs
compatible)

* Verificare disponibilită / Check availability

MAMI_W1

E14 | 220-240 V



TYPE

■ RUST

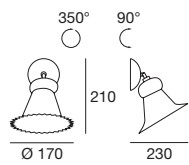
CODE

2655

SOURCE

1x30 W Max
Halogen
(LED bulbs
compatible)

E14 | 220-240 V



TYPE

■ RUST

CODE

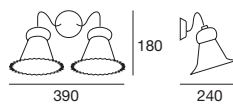
2641

SOURCE

1x30 W Max
Halogen
(LED bulbs
compatible)

MAMI_W2

E14 | 220-240 V



TYPE

■ RUST

CODE

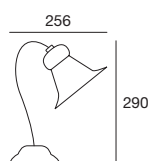
2654

SOURCE

2x30 W Max
Halogen
(LED bulbs
compatible)

MAMI_TAB

E14 | 220-240 V



TYPE

■ RUST

CODE

2642

SOURCE

1x30 W Max
Halogen
(LED bulbs
compatible)

MARINA



IT

– Montatura in metallo verniciato grigio opaco o bianco lucido; diffusore in vetro sabbiato serigrafato bianco con dettagli cromati.

EN

– Mounting frame made of glossy white or matt grey coated metal; white sandblasted and silk-screened glass diffuser with chrome-plated details.

ES

– Montura de metal pintado de color gris mate o blanco brillante; difusor de vidrio arenado serigrafiado blanco con detalles cromados.

DE

– Fassung aus Metall mit Lackierung in Mattgrau oder Glanzweiß; Diffusor aus weißem sandgestrahltem Glas mit verchromten Details

FR

– Cadre en métal verni gris mat ou blanc brillant ; diffuseur en verre sablé et sérigraphié blanc avec détails en chrome.

PY

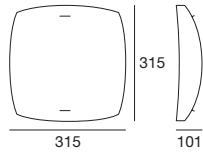
– Оправа из серого матового или белого глянцевого окрашенного металла; отражатель из белого стекла пескоструйной обработки с сериграфией с хромированными элементами.





MARINA_S

E27 | 220-240 V



TYPE

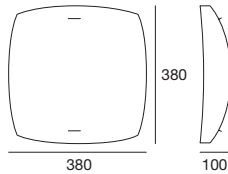
☐ WHITE / CHROME **2920BI**

CODE

SOURCE

1x57 W Max
Halogen
(LED bulbs
compatible)

E27 | 220-240 V



TYPE

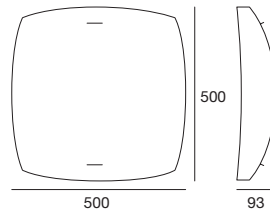
☐ WHITE / CHROME **2922BI**

CODE

SOURCE

2x57 W Max
Halogen
(LED bulbs
compatible)

E27 | 220-240 V



TYPE

☐ WHITE / CHROME **2924BI**

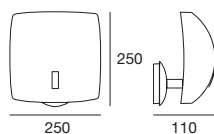
CODE

SOURCE

2x57 W Max
Halogen
(LED bulbs
compatible)

MARINA_W

E27 | 220-240 V



TYPE

☐ WHITE / CHROME **2925BI**

CODE

SOURCE

1x46 W Max
Halogen
(LED bulbs
compatible)

M A T R I O S K A



IT

– Montatura in metallo verniciato bianco goffrato. Diffusore in vetro sabbiato e cornice in metallo bianco o foglia oro.

EN

– Embossed white painted, metal mounting frame. Sandblasted glass diffuser and white metal frame or gold leaf.

ES

– Montura de metal pintado blanco con acabado rugoso. Difusor en vidrio arenado y borde en metal blanco o hoja oro.

DE

– Gehäuse aus Metall mit Lackierung in weiß mit Schrumpflack oder mit blattgold-Optik. Diffusor aus weißem sandgestrahltem Glas.

FR

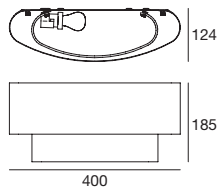
– Cadre en métal verni blanc gaufré. Diffuseur en verre sablé avec bord en métal ou feuille d'or.

PY

– Оправа из белого глянцевого металла; отражатель из белого стекла пескоструйной обработки с белой металлической рамкой или из золотого листа.







TYPE

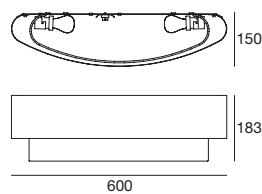
- WHITE
- WHITE / GOLD

CODE

- 90240**
- 90245**

SOURCE

1x46 W Max
Halogen
(LED bulbs compatible)



TYPE

- WHITE
- WHITE / GOLD

CODE

- 90241**
- 90246**

SOURCE

2x46 W Max
Halogen
(LED bulbs compatible)

M E T A L



IT

– Montatura in alluminio verniciato bianco goffrato; diffusore in PMMA opalino bianco satinato.

EN

– White embossed coating aluminum mounting frame; white opaline PMMA diffuser.

ES

– Montura en aluminio pintado de blanco con acabado rugoso; difusor de polimetilmetacrilato arenado blanco.

DE

– Fassung aus weiß lackiertem Aluminium mit Schrumpflack; Diffusor aus opalweißem satiniertem PMMA.

FR

– Cadre en aluminium verni blanc gaufré. Diffuseur en polyméthacrylate de méthyle opaque blanc satiné.

PY

– Рама из алюминия, выкрашенного белой складчатой краской, рассеиватель из белого полиметилметакрилата.

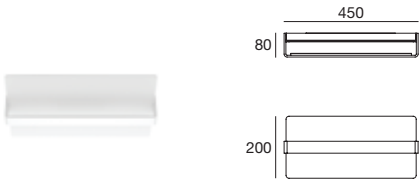




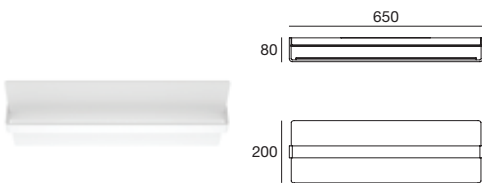




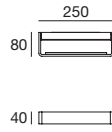
TYPE	CODE	COLOUR
<input type="checkbox"/> WHITE	90326	3000 K
<input checked="" type="checkbox"/> POLISHED AL.	90327	1211 lm



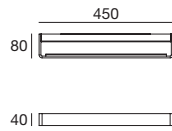
TYPE	CODE	COLOUR
<input type="checkbox"/> WHITE	90328	3000 K
<input checked="" type="checkbox"/> POLISHED AL.	90329	2135 lm



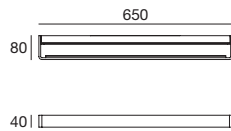
TYPE	CODE	COLOUR
<input type="checkbox"/> WHITE	90330	3000 K
<input checked="" type="checkbox"/> POLISHED AL.	90331	3306 lm



TYPE	CODE	COLOUR
<input type="checkbox"/> WHITE	90320	3000 K
<input checked="" type="checkbox"/> WHITE / POLISHED ALUM.	90321	1211 lm




TYPE	CODE	COLOUR
<input type="checkbox"/> WHITE	90322	3000 K
<input checked="" type="checkbox"/> WHITE / POLISHED ALUM.	90323	2135 lm



TYPE	CODE	COLOUR
<input type="checkbox"/> WHITE	90324	3000 K
<input checked="" type="checkbox"/> WHITE / POLISHED ALUM.	90325	3306 lm

MILLE



IT

– Montatura in metallo verniciato bianco lucido; diffusore laterale in vetro sabbiato; diffusore in vetro serigrafato bianco, in parte trasparente (con elementi decorativi con finitura nichel spazzolato), oppure in parte sabbiato bianco (con elementi decorativi in legno di ciliegio o nichel spazzolato).

EN

– Glossy white coated metal mounting frame; diffuser made of white silk-screened, partly transparent (with brushed nickel finished decorative elements) or partly white sandblasted glass (with cherry wood or brushed nickel finished decorative elements).

ES

– Montura de metal pintado de color blanco brillante; difusor de vidrio serigrafiado blanco, con una parte transparente (con elementos decorativos con acabado níquel cepillado), o con una parte arenado blanco (con elementos decorativos de madera de cerezo o níquel cepillado).

DE

– Fassung aus Metall mit Lackierung in Glanzweiß; Diffusor aus Glas mit weißem Siebdruckmotiv, teilweise transparent (mit dekorativen Details vom Gehäuse mit Oberfläche aus gebürstetem Nickel), oder teilweise weiß sandgestrahlt (mit dekorativen Details vom Gehäuse aus Kirschholz oder gebürstetem Nickel).

FR

– Monture en métal verni blanc brillant; diffuseur en verre sérigraphié blanc, en partie transparent (avec des éléments décoratifs avec finition nickel brossé), ou en partie sablé blanc (avec des éléments décoratifs en cerisier ou nickel brossé).

PY

– Плафон из белого сериграфированного стекла, либо прозрачного по контуру (с крепёжными винтами цвета матовый никель), либо матового пескоструйного по контуру (с крепёжными винтами из дерева вишни или матовый никель); основание из белого глянцевого окрашенного металла.



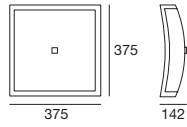






MILLE_SQ

E27 | 220-240 V



TYPE

WHITE /
 TRANSPARENT
 GLASS

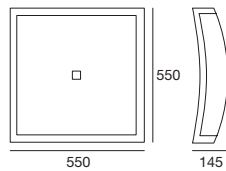
CODE

3568 *

SOURCE

2x46 W Max
Halogen
(LED bulbs
compatible)

E27 | 220-240 V



TYPE

WHITE /
 TRANSPARENT
 GLASS

CODE

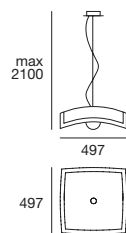

3569 *

SOURCE

3x30 W Max
Halogen
(LED bulbs
compatible)

MILLE_P

E27 | 220-240 V



TYPE

WHITE /
 TRANSPARENT
 GLASS

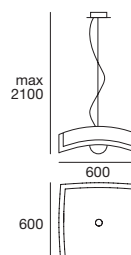
CODE

1017 *

SOURCE

1x77 W Max
Halogen
(LED bulbs
compatible)

E27 | 220-240 V



TYPE

WHITE /
 TRANSPARENT
 GLASS

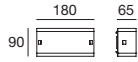
CODE

1018 *

SOURCE

1x77 W Max
Halogen
(LED bulbs
compatible)

* Verificare disponibilità / Check availability

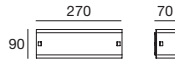


TYPE	CODE	COLOUR
<input type="checkbox"/> WHITE / SANDBLASTED GLASS	7836	3000 K 835 lm



Nickel and cherry finals included

topLED 9 W | 220-240 V | CRI 90




TYPE	CODE	COLOUR
<input type="checkbox"/> WHITE / SANDBLASTED GLASS	7838	3000 K 1260 lm



Nickel and cherry finals included

topLED 14 W | 220-240 V | CRI 90




TYPE	CODE	COLOUR
<input type="checkbox"/> WHITE / SANDBLASTED GLASS	7840	3000 K 1670 lm



Nickel and cherry finals included

topLED 20 W | 220-240 V | CRI 90



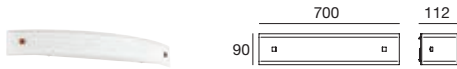
TYPE	CODE	COLOUR
<input type="checkbox"/> WHITE / SANDBLASTED GLASS	7842	3000 K 2520 lm



Nickel and cherry finals included

MILLE_W1 LED

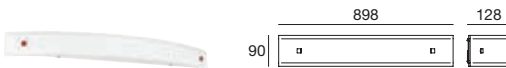
topLED 28 W | 220-240 V | CRI 90



TYPE	CODE	COLOUR
<input type="checkbox"/> WHITE / SANDBLASTED GLASS	7844	3000 K 3512 lm

Nickel and cherry finals included

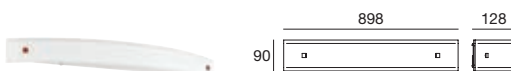
stripLED 34 W | 220-240 V | CRI 90



TYPE	CODE	COLOUR
<input type="checkbox"/> WHITE / SANDBLASTED GLASS	7846	3000 K 4200 lm

Nickel and cherry finals included

stripLED 34 W | 220-240 V | CRI 90




TYPE	CODE	COLOUR
<input type="checkbox"/> WHITE / SANDBLASTED GLASS	7848	3000 K 4200 lm

Nickel and cherry finals included

MILLE_W2 LED

stripLED 14 W | 220-240 V | CRI 90

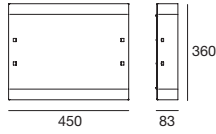


TYPE	CODE	COLOUR
<input type="checkbox"/> WHITE / SANDBLASTED GLASS	7850	3000 K 1680 lm

Nickel and cherry finals included

MILLE_SB LED

topLED 29 W | 220-240 V | CRI 90

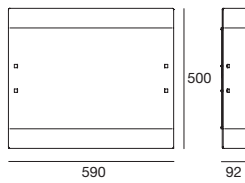


TYPE	CODE	COLOUR
<input type="checkbox"/> WHITE / SANDBLASTED GLASS	7852	3000 K 3229 lm



Nickel and cherry finals included

topLED 34 W | 220-240 V | CRI 90



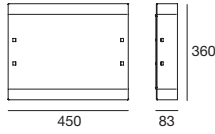
TYPE	CODE	COLOUR
<input type="checkbox"/> WHITE / SANDBLASTED GLASS	7854	3000 K 4132 lm



Nickel and cherry finals included

MILLE_SB HALO

E27 | 220-240 V



TYPE

CODE

SOURCE

WHITE /
TRANSPARENT
GLASS

1010


2x46 W Max
Halogen
(LED bulbs
compatible)

 Nickel finals included

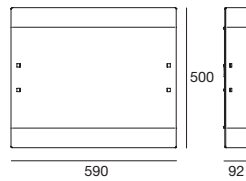
WHITE /
SANDBLASTED
GLASS

1040

2x46 W Max
Halogen
(LED bulbs
compatible)

 Nickel and cherry finals included

E27 | 220-240 V



TYPE

CODE

SOURCE

WHITE /
TRANSPARENT
GLASS

1011


2x46 W Max
Halogen
(LED bulbs
compatible)

 Nickel finals included

WHITE /
SANDBLASTED
GLASS

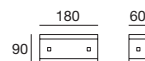
1041

2x46 W Max
Halogen
(LED bulbs
compatible)

 Nickel and cherry finals included

MILLE_W1 HALO

G9 | 220-240 V



TYPE

CODE

SOURCE

WHITE /
TRANSPARENT
GLASS

6845


1x33 W
Halogen
(LED bulbs
compatible)

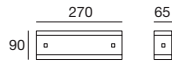
 Nickel finals included



WHITE /
SANDBLASTED
GLASS

6846


1x33 W Max
Halogen
(LED bulbs
compatible)



 Nickel and cherry finals included



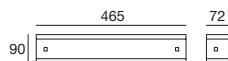
TYPE	CODE	SOURCE
<input type="checkbox"/> WHITE / TRANSPARENT GLASS  Nickel finals included	1002	1x80 W Halogen 78 mm (included) (LED bulbs compatible, max Ø 22 mm)
<input type="checkbox"/> WHITE / SANDBLASTED GLASS  Nickel and cherry finals included	1022	1x80 W Halogen 78 mm (included) (LED bulbs compatible, max Ø 22 mm)



R7s | 220-240 V

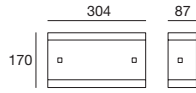


TYPE	CODE	SOURCE
<input type="checkbox"/> WHITE / TRANSPARENT GLASS  Nickel finals included	1003	1x120 W Halogen 118 mm (included) (LED bulbs compatible, max Ø 22 mm)
<input type="checkbox"/> WHITE / SANDBLASTED GLASS  Nickel and cherry finals included	1023	1x120 W Halogen 118 mm (included) (LED bulbs compatible, max Ø 22 mm)

R7s | 220-240 V



TYPE	CODE	SOURCE
<input type="checkbox"/> WHITE / TRANSPARENT GLASS  Nickel finals included	1004	1x120 W Halogen 118 mm (included) (LED bulbs compatible, max Ø 22 mm)
<input type="checkbox"/> WHITE / SANDBLASTED GLASS  Nickel and cherry finals included	1024	1x120 W Halogen 118 mm (included) (LED bulbs compatible, max Ø 22 mm)



TYPE

CODE

SOURCE

WHITE /
TRANSPARENT
GLASS

1005 *

1x120 W
Halogen 118 mm

(included)
(LED bulbs
compatible,
max Ø 22 mm)



Nickel finals included

WHITE /
SANDBLASTED
GLASS

1025 *

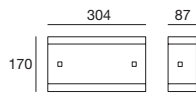
1x120 W
Halogen 118 mm

(included)
(LED bulbs
compatible,
max Ø 22 mm)



Nickel and cherry finals included

E27 | 220-240 V



TYPE

CODE

SOURCE

WHITE /
TRANSPARENT
GLASS

1015

1x46 W
Halogen
(LED bulbs
compatible)



Nickel finals included

WHITE /
SANDBLASTED
GLASS

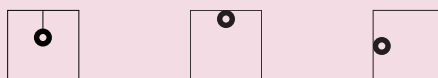
1045

1x46 W
Halogen
(LED bulbs
compatible)



Nickel and cherry finals included

MINION



IT

– Corpo in alluminio verniciato bianco o nero. Anelli colorati in alluminio.

EN

– Casing in white or black coated aluminium. Aluminium painted rings.

ES

– Cuerpo de aluminio lacado blanco o negro. Anillos pintados de color aluminio.

DE

– Leuchtkörper aus Aluminium mit Lackierung in Weiß oder Schwarz. Eingefärbte Ringe aus Aluminium.

FR

– Corps en aluminium verni blanc ou noir. Anneaux colorés en aluminium.

PY

– Корпус из алюминия, выкрашенного белой или черной краской. Кольца покрашенные в алюминиевый цвет.



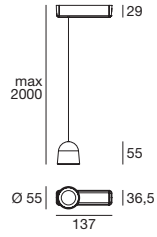






MINION_P1

powerLED 7 W | CRI 80



15°

powerLED 7 W | CRI 80

TYPE	CODE	COLOUR
WHITE	8784	3000 K
BLACK / GOLD	8787	936 lm
BLACK	8786	
WHITE / PAINTED COPPER	8785	

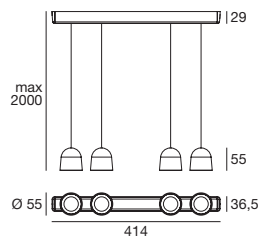
40°

powerLED 7 W | CRI 80

TYPE	CODE	COLOUR
WHITE	8780	3000 K
BLACK / GOLD	8783	936 lm
BLACK	8782	
WHITE / PAINTED COPPER	8781	

MINION_P4

powerLED 28 W | CRI 80



15°

powerLED 4x7 W | CRI 80

TYPE	CODE	COLOUR
WHITE	8792	3000 K
BLACK / GOLD	8795	3744 lm
BLACK	8794	
WHITE / PAINTED COPPER	8793	

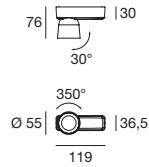
40°

powerLED 4x7 W | CRI 80

TYPE	CODE	COLOUR
WHITE	8788	3000 K
BLACK / GOLD	8791	3744 lm
BLACK	8790	
WHITE / PAINTED COPPER	8789	

MINION_ S1

powerLED 7 W | CRI 80



15°

powerLED 7 W | CRI 80

TYPE	CODE	COLOUR
<input type="checkbox"/> WHITE	8744	3000 K
<input checked="" type="checkbox"/> BLACK / GOLD	8747	936 lm
<input checked="" type="checkbox"/> BLACK	8746	
<input checked="" type="checkbox"/> WHITE / PAINTED COPPER	8745	

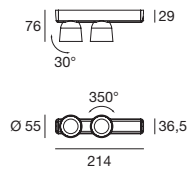
40°

powerLED 7 W | CRI 80

TYPE	CODE	COLOUR
<input type="checkbox"/> WHITE	8740	3000 K
<input checked="" type="checkbox"/> BLACK / GOLD	8743	936 lm
<input checked="" type="checkbox"/> BLACK	8742	
<input checked="" type="checkbox"/> WHITE / PAINTED COPPER	8741	

MINION_ S2

powerLED 14 W | CRI 80



15°

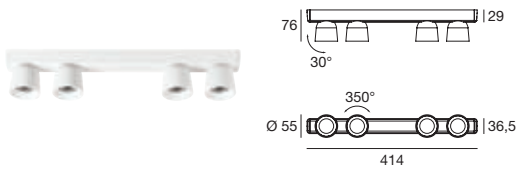
powerLED 2x7 W | CRI 80

TYPE	CODE	COLOUR
<input type="checkbox"/> WHITE	8752	3000 K
<input checked="" type="checkbox"/> BLACK / GOLD	8755	1872 lm
<input checked="" type="checkbox"/> BLACK	8754	
<input checked="" type="checkbox"/> WHITE / PAINTED COPPER	8753	

40°

powerLED 2x7 W | CRI 80

TYPE	CODE	COLOUR
<input type="checkbox"/> WHITE	8748	3000 K
<input checked="" type="checkbox"/> BLACK / GOLD	8751	1872 lm
<input checked="" type="checkbox"/> BLACK	8750	
<input checked="" type="checkbox"/> WHITE / PAINTED COPPER	8749	



15°

powerLED 4x7 W | CRI 80

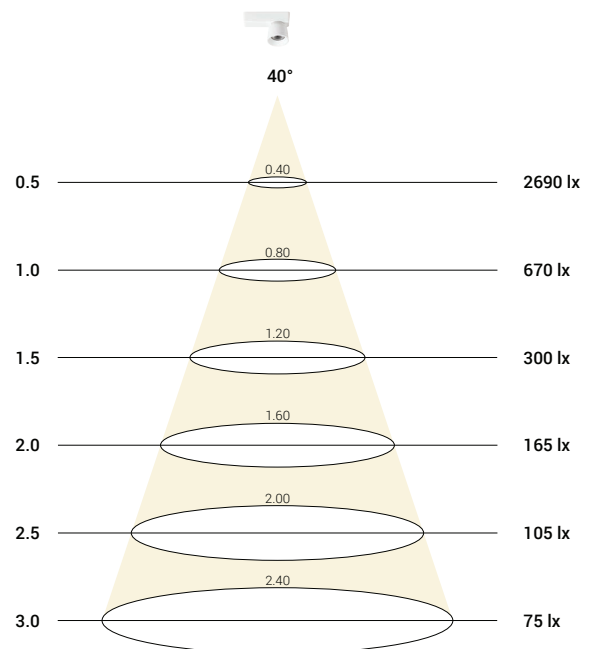
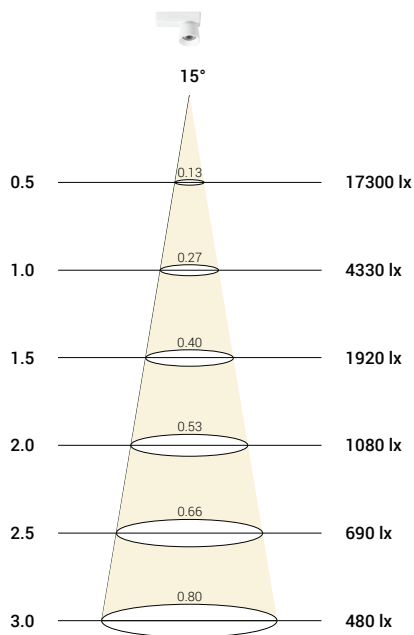
TYPE	CODE	COLOUR
WHITE	8760	3000 K
BLACK / GOLD	8763	3744 lm
BLACK	8762	
WHITE / PAINTED COPPER	8761	

40°

powerLED 4x7 W | CRI 80

TYPE	CODE	COLOUR
WHITE	8756	3000 K
BLACK / GOLD	8759	3744 lm
BLACK	8758	
WHITE / PAINTED COPPER	8757	

Optics



MOLEDRO



IT

– Corpo in metallo verniciato gofrato; diffusore in vetro sabbiato bianco o con finitura foglia oro.

EN

– Body in textured painted metal; diffuser in white sandblasted glass or with gold sheet finish.

ES

– Cuerpo en metal pintado con acabado rugoso; difusor en vidrio arenado blanco o con acabado de hoja dorada.

DE

– Korpus aus lackiertem Metall mit Schrumpflack; Diffusor aus sandgestrahltem Weißglas oder mit Blattgold-Finish.

FR

– Corps en métal laqué effet froissé; diffuseur en verre sablé blanc avec finition feuille d'or.

PY

– Корпус из металла, выкрашенного белой складчатой краской; рассеиватель из прошедшего пескоструйную обработку стекла белого цвета или с отделкой с золотистым листом.

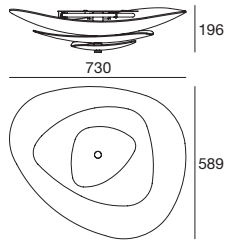






MOLEDRO_S

E27 | 220-240 V



TYPE

WHITE

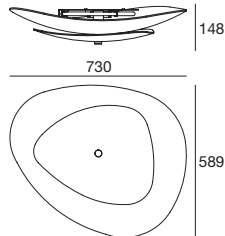
CODE

90238

SOURCE

3x46 W Max
Halogen
(LED bulbs
compatible)

E27 | 220-240 V



TYPE

WHITE / GOLD

CODE

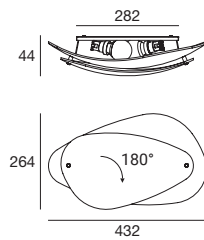
90317

SOURCE

3x46 W Max
Halogen
(LED bulbs
compatible)

MOLEDRO_W

E27 | 220-240 V



TYPE

WHITE

WHITE / GOLD

CODE

90315

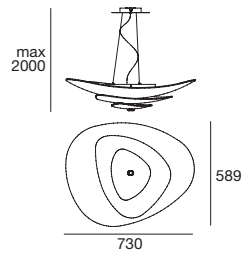
90316

SOURCE

2x46 W Max
Halogen
(LED bulbs
compatible)

Configuration example #1

Configuration example #2



TYPE

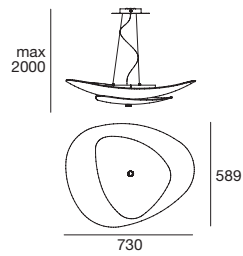
WHITE

CODE

90239

SOURCE

3x46 W Max
Halogen
(LED bulbs
compatible)



TYPE

WHITE / GOLD

CODE

90318

SOURCE

3x46 W Max
Halogen
(LED bulbs
compatible)

M O V E



IT

– Corpo in metallo verniciato bianco o nero goffrato; diffusore in polietilene bianco; fascia in tessuto elastico bianco o nero.

EN

– White or black embossed coated metal casing; polyethylene white diffuser; white or black stretch fabric band.

ES

– Cuerpo de metal pintado de color blanco o negro efecto arrugado; difusor de polietileno blanco; franja de tela elastica blanca o negra.

DE

– Leuchte aus Metall mit Lackierung mit weißem oder schwarzem Schrumpflack; Diffusor aus weißem Polyethylen; Streifen aus weißem oder schwarzem Stoff.

FR

– Corps en métal verni blanc ou noir gaufré; diffuseur en polyéthylène blanc ; bande en tissu élastique blanc ou noir.

PY

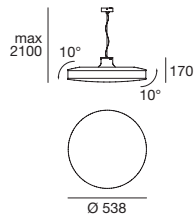
– Корпус из металла, окрашенного белой или черной краской ; рассеиватель из белого полиэтилена; полоса из белой или черной ткани.





MOVE_P

topLED 29 W | 220-240 V | CRI 90



TYPE

- WHITE
- BLACK

CODE

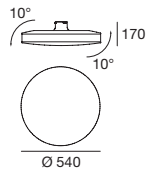
7829
7830

COLOUR

3000 K
3929 lm

MOVE_S

topLED 29 W | 220-240 V | CRI 90



TYPE

- WHITE
- BLACK

CODE

7826
7827

COLOUR

3000 K
3929 lm

OH!_IN



IT

– Corpo diffondente in polietilene lineare bianco; base in polietilene lineare bianco.

EN

– White linear polyethylene casing for diffused lighting; white linear polyethylene base.

ES

– Cuerpo de difusión de polietileno lineal blanco; base de polietileno lineal blanco.

DE

– Leuchtkörper aus durchscheinend weißem, Polyethylen; Fuß aus durchscheinend, weißem Polyethylen.

FR

– Corps diffusant en polyéthylène linéaire blanc ; base en polyéthylène linéaire blanc.

PY

– Рассеивающий корпус из линейного белого полиэтилена; основание из линейного белого полиэтилена.

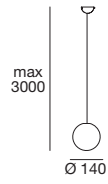












topLED 6 W | 220-240 V | CRI 80

TYPE

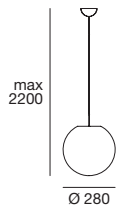
WHITE

CODE

10114

COLOUR

3000 K
726 lm



topLED 8 W | 220-240 V | CRI 80

TYPE

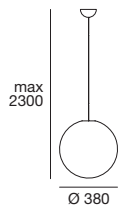
WHITE

CODE

10135

COLOUR

3000 K
1002 lm



topLED 15 W | 220-240 V | CRI 80

TYPE

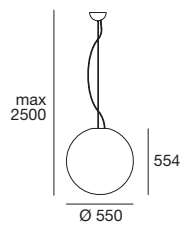
WHITE

CODE

10136

COLOUR

3000 K
1893 lm



topLED 20 W | 220-240 V | CRI 80

TYPE

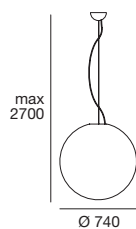
WHITE

CODE

10137

COLOUR

3000 K
2652 lm



topLED 29 W | 220-240 V | CRI 80

TYPE

WHITE

CODE

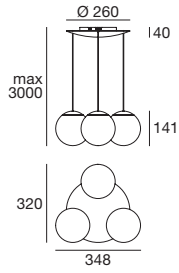
10138

COLOUR

3000 K
3674 lm

OH!_ PMX LED

topLED 17 W | 220-240 V | CRI 80



TYPE

WHITE

CODE

10117

COLOUR

3000 K
2181 lm

OH!_ S LED

topLED 8 W | 220-240 V | CRI 80



TYPE

WHITE

CODE

10131

COLOUR

3000 K
1002 lm

topLED 15 W | 220-240 V | CRI 80



TYPE

WHITE

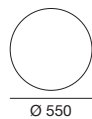
CODE

10132

COLOUR

3000 K
1893 lm

topLED 20 W | 220-240 V | CRI 80



TYPE

WHITE

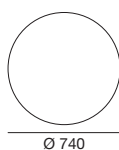
CODE

10133

COLOUR

3000 K
2652 lm

topLED 29 W | 220-240 V | CRI 80



TYPE

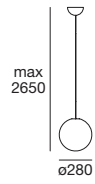
WHITE

CODE

10134

COLOUR

3000 K
3674 lm



E27 | 220-240 V

TYPE

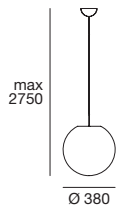
☐ WHITE

CODE

10101

SOURCE

1x30 W Max
Halogen
(LED bulbs
compatible)



E27 | 220-240 V

TYPE

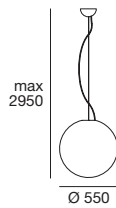
☐ WHITE

CODE

10103

SOURCE

1x46 W Max
Halogen
(LED bulbs
compatible)



E27 | 220-240 V

TYPE

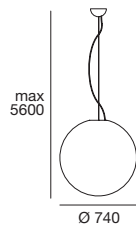
☐ WHITE

CODE

10105

SOURCE

1x46 W Max
Halogen
(LED bulbs
compatible)



E27 | 220-240 V

TYPE

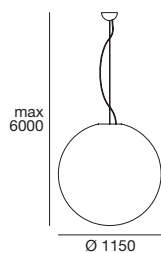
☐ WHITE

CODE

10107

SOURCE

1x57 W Max
Halogen
(LED bulbs
compatible)



E27 | 220-240 V

TYPE

☐ WHITE

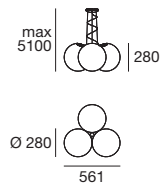
CODE

10111

SOURCE

1x77 W Max
Halogen
(LED bulbs
compatible)

OH!_ PM3 E27



TYPE

WHITE

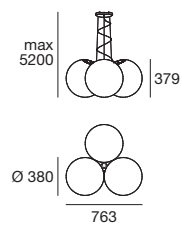
CODE

10220

E27 | 220-240 V

SOURCE

3x30 W Max
Halogen
(LED bulbs
compatible)



TYPE

WHITE

CODE

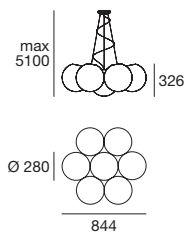
10221

E27 | 220-240 V

SOURCE

3x46 W Max
Halogen
(LED bulbs
compatible)

OH!_ PM5 E27



TYPE

WHITE

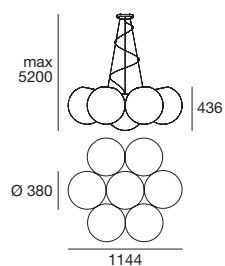
CODE

10224

E27 | 220-240 V

SOURCE

7x30 W Max
Halogen
(LED bulbs
compatible)



TYPE

WHITE

CODE

10225

E27 | 220-240 V

SOURCE

7x46 W Max
Halogen
(LED bulbs
compatible)



TYPE
 WHITE

CODE
10122

E27 | 220-240 V

SOURCE
 1x30 W Max
 Halogen
 (LED bulbs
 compatible)



TYPE
 WHITE

CODE
10124

E27 | 220-240 V

SOURCE
 1x46 W Max
 Halogen
 (LED bulbs
 compatible)

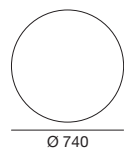


TYPE
 WHITE

CODE
10126

E27 | 220-240 V

SOURCE
 1x46 W Max
 Halogen
 (LED bulbs
 compatible)




TYPE
 WHITE

CODE
10128

E27 | 220-240 V

SOURCE
 1x57 W Max
 Halogen
 (LED bulbs
 compatible)



TYPE
 WHITE

CODE
10130

E27 | 220-240 V

SOURCE
 1x77 W Max
 Halogen

OH!_ FL E27



TYPE
 WHITE

CODE
10100

E27 | 220-240 V

SOURCE
 1x30 W Max
 Halogen
 (LED bulbs
 compatible)

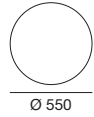


TYPE
 WHITE

CODE
10102

E27 | 220-240 V

SOURCE
 1x46 W Max
 Halogen
 (LED bulbs
 compatible)

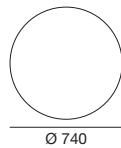


TYPE
 WHITE

CODE
10104

E27 | 220-240 V

SOURCE
 1x46 W Max
 Halogen
 (LED bulbs
 compatible)

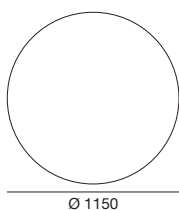


TYPE
 WHITE

CODE
10106

E27 | 220-240 V

SOURCE
 1x57 W Max
 Halogen
 (LED bulbs
 compatible)



TYPE
 WHITE

CODE
10110

E27 | 220-240 V

SOURCE
 1x77 W Max
 Halogen

O H P S _ I N



IT

– Corpo diffondente in polietilene lineare bianco; base d'appoggio in polietilene lineare bianco e metallo verniciato bianco opaco.

EN

– Translucent white linear polyethylene casing for diffused lighting; base made of matt white coated metal and of white linear polyethylene.

ES

– Cuerpo de difusión de polietileno lineal blanco translúcido; base de apoyo de polietileno lineal blanco y metal pintado de color blanco mate.

DE

– Leuchtkörper aus weißem durchscheinendem Polyethylen; Fuß aus weißem durchscheinend Polyethylen und Metall mit Lackierung in Mattweiß.

FR

– Corps diffusant en polyéthylène linéaire blanc translucide ; base d'appui en polyéthylène linéaire blanc et métal verni blanc mat.

PY

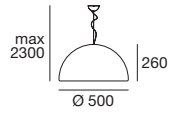
– Корпус рассеивателя из линейного белого светопрозрачного полиэтилена; опорное основание из линейного белого полиэтилена и белого матового окрашенного металла.







OHPS_P E27



E27 | 220-240 V

TYPE

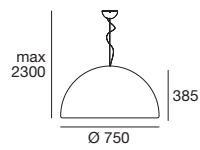
WHITE

CODE

10382

SOURCE

1x46 W Max
Halogen
(LED bulbs
compatible)



E27 | 220-240 V

TYPE

WHITE

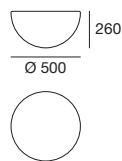
CODE

10383

SOURCE

1x46 W Max
Halogen
(LED bulbs
compatible)

OHPS_S E27



E27 | 220-240 V

TYPE

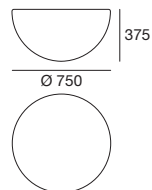
WHITE

CODE

10386

SOURCE

1x30 W Max
Halogen
(LED bulbs
compatible)



E27 | 220-240 V

TYPE

WHITE

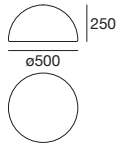
CODE

10387

SOURCE

1x46 W Max
Halogen
(LED bulbs
compatible)

OHPS_FL E27



E27 | 220-240 V

TYPE

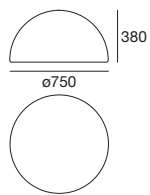
WHITE

CODE

10380

SOURCE

1x30 W Max
Halogen
(LED bulbs
compatible)



E27 | 220-240 V

TYPE

WHITE

CODE

10381

SOURCE

1x46 W Max
Halogen
(LED bulbs
compatible)

OH! SMASH_IN



IT

– Base in metallo verniciato bianco goffrato o in polietilene bianco; diffusore in polietilene bianco.

EN

– Base in white wrinkle-effect coated metal or in white polyethylene; polyethylene diffuser.

ES

– Ro, que mandamd iendio, paredo, endacines conscitum poremulic tabeste rfictum is vasdacerum ferei publici pratrimum qua nestebatiam.

DE

– Fuß aus Metall mit Lackierung mit weißem Schrumpflack oder aus weißem Polyethylen; Diffusor aus Polyethylen.

FR

– Base en métal verni blanc effet froissé ou en polyéthylène blanc ; diffuseur en polyéthylène.

PY

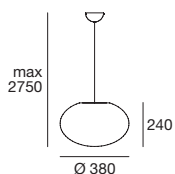
– Основание из металла, окрашенного белой краской со складчатой отделкой или из белого полиэтилена; рассеиватель из полиэтилена.







OH! SMASH_ P E27



TYPE

WHITE

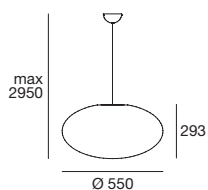
CODE

10213

E27 | 220-240 V

SOURCE

1x30 W Max
Halogen
(LED bulbs
compatible)



TYPE

WHITE

CODE

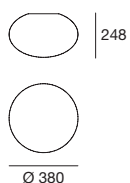
10216

E27 | 220-240 V

SOURCE

1x46 W Max
Halogen
(LED bulbs
compatible)

OH! SMASH_ S E27



TYPE

WHITE

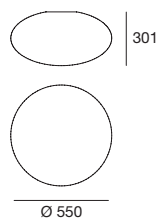
CODE

10214

E27 | 220-240 V

SOURCE

1x30 W Max
Halogen
(LED bulbs
compatible)



TYPE

WHITE

CODE

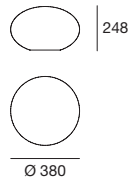
10217

E27 | 220-240 V

SOURCE

1x46 W Max
Halogen
(LED bulbs
compatible)

OH! SMASH_FL E27



E27 | 220-240 V

TYPE

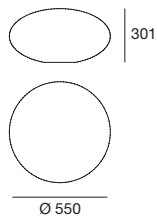
WHITE

CODE

10215

SOURCE

1x30 W Max
Halogen
(LED bulbs
compatible)



E27 | 220-240 V

TYPE

WHITE

CODE

10218

SOURCE

1x46 W Max
Halogen
(LED bulbs
compatible)

O N D A



IT

– Montatura in metallo verniciato bianco lucido; diffusore in vetro sabbiato serigrafato, bianco oppure ambra.

EN

– Glossy white coated metal mounting frame; white or amber silk-screened and sandblasted glass diffuser.

ES

– Montura de metal pintado de color blanco brillante; difusor de vidrio arenado serigrafado blanco o ámbar.

DE

– Fassung aus Metall mit Lackierung in Glanzweiß; Diffusor aus sandgestrahltem Glas mit weißem oder bernsteinfarbenen Siebdruckmotiv.

FR

– Monture en métal verni blanc brillant ; diffuseur en verre sablé sérigraphié, blanc ou ambre.

PY

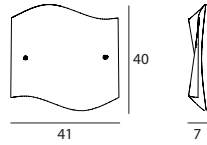
– Оправа из белого глянцевого окрашенного металла; отражатель из стекла пескоструйной обработки с сериграфией белого или янтарного цвета.





ONDA_S

E27 | 220-240 V



TYPE

- WHITE
- AMBER

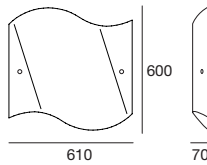
CODE

2400
2403

SOURCE

2x46 W Max
Halogen
(LED bulbs
compatible)

E27 | 220-240 V



TYPE

- WHITE
- AMBER

CODE

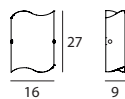
2405
2408

SOURCE

2x46 W Max
Halogen
(LED bulbs
compatible)

ONDA_W

E27 | 220-240 V



TYPE

- WHITE
- AMBER

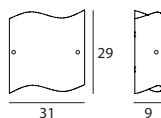
CODE

358B881
358B921

SOURCE

1x46 W Max
Halogen
(LED bulbs
compatible)

E27 | 220-240 V



TYPE

- WHITE
- AMBER

CODE

327B881
327B921

SOURCE

2x46 W Max
Halogen
(LED bulbs
compatible)

ONE TO ONE



IT

– Montatura in alluminio verniciato bianco goffrato; diffusore in polimetilmetacrilato sabbiato.

EN

– White wrinkle-effect coated aluminium mounting frame; sandblasted polymethylmethacrylate diffuser.

ES

– Montura de aluminio pintado de color blanco efecto arrugado; difusor de polimetacrilato de metilo arenado.

DE

– Fassung aus Aluminium mit Lackierung in Weiß mit Schrumpflack; Diffusor aus sandgestrahltem Polymethylmethacrylat.

FR

– Monture en aluminium verni blanc effet froissé ; diffuseur en polyméthacrylate de méthyle sablé.

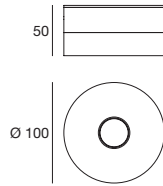
PY

– Оправа из алюминия, окрашенного белым цветом с морщинистой отделкой; отражатель из PMMA пескоструйной обработки.



ONE TO ONE_S

arrayLED 10 W | 220-240 V | CRI 90



TYPE

WHITE

CODE

7618

COLOUR

3000 K
1162 lm

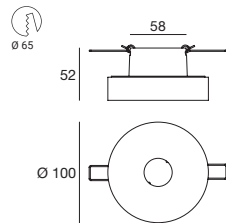
ACCESSORIES



KIT0026 | Phase-cut Dimmer (max. 100 W)

ONE TO ONE_C

arrayLED 10 W | CRI 90



TYPE

WHITE

CODE

7619

COLOUR

3000 K
1162 lm

ELECTRONICS



KIT0064 | Driver (max. 1 art.)



KIT0065 | Driver (max. 1-2 art.)

ACCESSORIES



KIT0026 | Phase-cut Dimmer (max. 100 W)

OUTLOOK



IT

– Corpo in alluminio verniciato bianco gofrato; lente in vetro trasparente.

EN

– White embossed aluminium casing; transparent glass lens.

ES

– Cuerpo de aluminio pintado de color blanco efecto arrugado; lente de vidrio transparente.

DE

– Leuchte aus Aluminium mit Lackierung mit weißem Schrumpflack; Linse aus transparentem Glas.

FR

– Corps en aluminium verni blanc gaufré, lentille en verre transparent.

PY

– Корпус из алюминия, окрашенной белой краской со складчатой отделкой; объектив из прозрачного стекла.



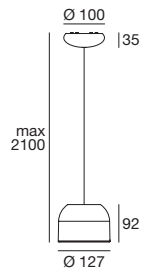






OUTLOOK_P

arrayLED 11 W | 220-240 V | CRI 80



TYPE

WHITE

CODE

8420

COLOUR

3000 K
1162 lm

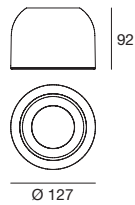
ACCESSORIES



KIT0026 | Phase-cut Dimmer (max. 100 W)

OUTLOOK_S

arrayLED 11 W | 220-240 V | CRI 80



TYPE

WHITE

CODE

8472

COLOUR

3000 K
1162 lm

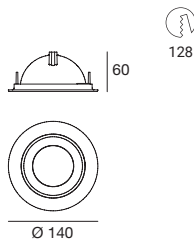
ACCESSORIES



KIT0026 | Phase-cut Dimmer (max. 100 W)

OUTLOOK_C

arrayLED 11 W | 220-240 V | CRI 80



TYPE

WHITE

CODE

8470

COLOUR

3000 K
1112 lm

ELECTRONICS



KIT0064 | Phase-cut Driver (max. 1 art.)




KIT0065 | Phase-cut Driver (max. 1-2 art.)

ACCESSORIES



KIT0026 | Phase-cut Dimmer (max. 100 W)

PELOTA



IT

– Montatura e corpo in metallo verniciato bianco opaco, cromo oppure rame.

EN

– Matt white coated metal casing with chrome-plated finish or copper effect finish.

ES

– Cuerpo de metal pintado de color blanco mate, con acabado cromado o castaño.

DE

– Gehäuse aus Metall mit Lackierung in Mattweiß und Oberfläche in Chrom oder Kupfer.

FR

– Corps en métal verni blanc mat, avec finition chrome ou cuivre

PY

– Корпус из белого матового окрашенного металла, хрома или меди.



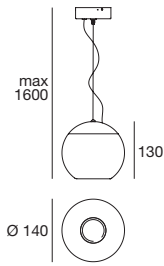






PELOTA_P

GU10 | 220-240 V



TYPE

- WHITE
- CHROME
- COPPER

CODE

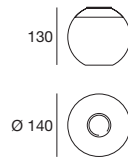
6835
6836
6837

SOURCE

1x42 W
Halogen
(LED bulbs compatible)

PELOTA_S

GU10 | 220-240 V



TYPE

- WHITE
- CHROME
- COPPER

CODE

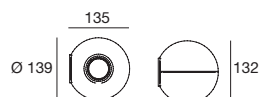
6617
6616
6618

SOURCE

1x42 W
Halogen
(LED bulbs compatible)

PELOTA_W1

GU10 | 220-240 V



TYPE

- WHITE
- CHROME
- COPPER

CODE

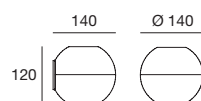
6614
6613
6615

SOURCE

1x42 W
Halogen
(LED bulbs compatible)

PELOTA_W2 BIEM

GU10 | 220-240 V



TYPE

- WHITE
- CHROME
- COPPER

CODE

6611
6610
6612

SOURCE

2x30 W
Halogen
(LED bulbs compatible)

P O E



IT

– Montatura in metallo verniciato bianco o nero gofrato, oppure rame. Diffusore in polimetilmetacrilato.

EN

– White painted or black embossed metal, or copper finish. Polymethylmethacrylate diffuser.

ES

– Estructura de metal lacado blanco o negro arrugado, o de cobre. Difusor de polimetilmetacrilato.

DE

– Fassung aus Metall mit Lackierung mit weißem oder schwarzem Schrumpflack oder aus Kupfer. Diffusor aus PMMA.

FR

– Monture en métal verni blanc, noir gaufré, ou cuivre. Diffuseur en polyméthacrylate de méthyle.

PY

– Рама из металла или из рама, крашенной складчатой белой или черной краской, Рассеиватель из полиметилметакрилата.









POE_P1

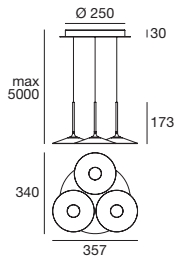

topLED 7 W | 220-240 V | CRI 80



TYPE	CODE	COLOUR
<input type="checkbox"/> WHITE	8350	3000 K
<input type="checkbox"/> BLACK	8351	785 lm
<input type="checkbox"/> PAINTED COPPER	8352	

POE_P3

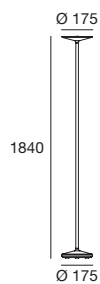
topLED 19 W | 220-240 V | CRI 80



TYPE	CODE	COLOUR
<input type="checkbox"/> WHITE	8355	3000 K
<input type="checkbox"/> BLACK	8356	2130 lm
<input type="checkbox"/> PAINTED COPPER	8357	

POE_FL

topLED 25 W | 220-240 V | CRI 80



TYPE	CODE	COLOUR
<input type="checkbox"/> WHITE	8345	3000 K
<input type="checkbox"/> BLACK	8346	2500 lm
<input type="checkbox"/> PAINTED COPPER	8347	

PRIME



IT

– Corpo in metallo verniciato bianco goffrato, con finitura cromo o con finitura grigio cemento chiaro; diffusore in policarbonato sabbiato bianco.

DE

– Gehäuse aus Metall mit Lackierung in Weiß mit Schrumpflack, mit Oberfläche in Chrom oder in Helles Zementgrau; Diffusor aus weißem sandgestrahltem Polycarbonat.

EN

– Casing made of white wrinkle-effect coated metal, chrome-plated metal or with beton light grey finish; white sandblasted polycarbonate diffuser.

FR

– Corps en métal verni blanc effet froissé, avec finition chrome ou finition gris béton clair; diffuseur en polycarbonate sablé blanc.

ES

– Cuerpo de metal pintado de color blanco efecto arrugado, con acabado cromado o acabado gris hormigón claro; difusor de policarbonato arenado blanco.

PY

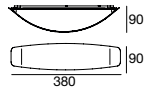
– Накладка из хромированного металла или светло-серый бетон, или окрашенного в белый цвет с «шероховатой» поверхностью; корпус из матового поликарбоната.





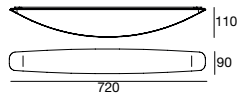
PRIME

topLED 10 W | 220-240 V | CRI 80



TYPE	CODE	COLOUR
<input type="checkbox"/> WHITE	7812	3000 K
<input type="checkbox"/> CHROME	7811	1021 lm
<input type="checkbox"/> LIGHT BETON	7815	

topLED 13 W | 220-240 V | CRI 80



TYPE	CODE	COLOUR
<input type="checkbox"/> WHITE	7814	3000 K
<input type="checkbox"/> CHROME	7813	1772 lm
<input type="checkbox"/> LIGHT BETON	7816	

R O S E



IT

– Diffusore in polietilene lineare bianco; corpo in metallo verniciato bianco raggrinzante.

EN

– White linear polyethylene diffuser; matt white coated metal casing.

ES

– Difusor de polietileno lineal blanco; cuerpo de metal pintado de color blanco mate.

DE

– Diffusor aus weißem durchscheinend Polyethylen; Gehäuse aus Metall mit Lackierung in Mattweiß.

FR

– Diffuseur en polyéthylène linéaire blanc ; corps en métal verni blanc mat.

PY

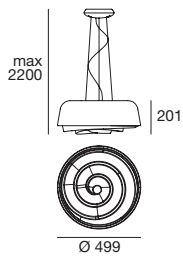
– Корпус из матового линейного полиэтилена, основание из белого матового окрашенного металла.





ROSE_P

E27 | 220-240 V



TYPE

WHITE

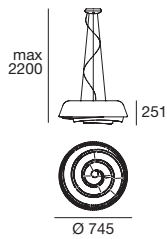
CODE

7655

SOURCE

2x46 W Max
Halogen
(LED bulbs
compatible)

E27 | 220-240 V



TYPE

WHITE

CODE

7657

SOURCE

3x46 W Max
Halogen
(LED bulbs
compatible)

ROSE_S

E27 | 220-240 V



TYPE

WHITE

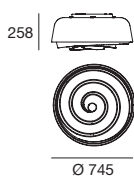
CODE

7656

SOURCE

2x46 W Max
Halogen
(LED bulbs
compatible)

E27 | 220-240 V



TYPE

WHITE

CODE

7658

SOURCE

3x46 W Max
Halogen
(LED bulbs
compatible)

SISTERS



IT

– Diffusore in polietilene naturale, rosone in ABS finiture bianco verniciato, cromo, oro oppure rame.

EN

– Natural polythene diffuser, ceiling rose in chrome, gold, copper or white coated ABS finish.

ES

– Difusor de polietileno natural, rosetón de ABS, acabados en blanco lacado, cromo, oro o cobre.

DE

– Diffusor aus natürlichem Polyethylen. Deckenrosette aus ABS mit Oberfläche mit Lackierung in Weiß, oder in Chrom, Gold oder Kupfer.

FR

– Diffuseur en polyéthylène naturel, rosace en ABS, finitions laqué blanc, chrome, or ou cuivre.

PY

– Рассеиватель из натурального полиэтилена, розетка из АБС с крашеной белой, хромированной, золотой или медной отделкой.



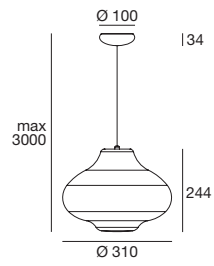






SISTERS_1

E27 | 220-240 V



TYPE

<input type="checkbox"/>	WHITE	8383
<input checked="" type="checkbox"/>	WHITE / CHROME	8387
<input checked="" type="checkbox"/>	WHITE / GOLD	8388
<input checked="" type="checkbox"/>	WHITE / COPPER	8389

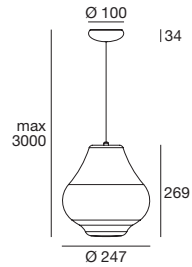
CODE

SOURCE

1x46 W Max
Halogen
(LED bulbs
compatible)

SISTERS_2

E27 | 220-240 V



TYPE

<input type="checkbox"/>	WHITE	8382
<input checked="" type="checkbox"/>	WHITE / CHROME	8384
<input checked="" type="checkbox"/>	WHITE / GOLD	8385
<input checked="" type="checkbox"/>	WHITE / COPPER	8386

CODE

SOURCE

1x46 W Max
Halogen
(LED bulbs
compatible)

CEILING ROSE

Finishes



SKINNY



IT

– Corpo in alluminio verniciato bianco raggrinzante o con finitura alluminio anodizzato; diffusore in policarbonato opalino.

EN

– Casing in white wrinkle-effect coated aluminium or with glossy finish; polymethylmethacrylate diffuser with laser silk-screen printing.

ES

– Cuerpo de aluminio pintado de color blanco efecto arrugado o con acabado brillante; difusor de polimetilmetacrilato con serigrafía por láser.

DE

– Leuchte aus Aluminium mit weißem Schrumpflack oder mit glänzender Oberfläche; Diffusor aus Polymethylmethacrylat mit Laser-Siebdruck.

FR

– Corps en aluminium verni blanc effet froissé ou avec finition brillante ; diffuseur en polyméthacrylate de méthyle avec sérigraphie au laser.

PY

– Корпус из алюминия, окрашенного белой краской со складчатой или с блестящей отделкой; рассеиватель из полиметилметакрилата с лазерной сериграфией.



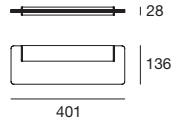






SKINNY

topLED 14 W | 220-240 V | CRI 80



TYPE

- WHITE
- ANODIZED AL.

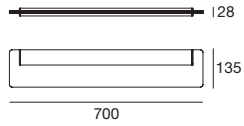
CODE

7908
7909

COLOUR

3000 K
1449 lm

topLED 28 W | 220-240 V | CRI 80



TYPE

- WHITE
- ANODIZED AL.

CODE

7910
7911

COLOUR

3000 K
2898 lm

S N A K E



IT

– Montatura in metallo verniciato bianco o nero raggrizzante; tubo in santoprene bianco o nero opaco; diffusore in policarbonato sabbiato. Base in cemento naturale nella versione a piantana.

EN

– White or black wrinkle-effect coated metal base; white or matt black santoprene tube; sandblasted polycarbonate diffuser. Natural cement base in the standing lamp version.

ES

– Base de metal pintado de color blanco o negro efecto arrugado; tubo de santoprene blanco o negro mate; difusor de policarbonato arenado. Base de cemento natural en la versión pie.

DE

– Fuß aus Metall mit Lackierung mit weißem oder schwarzem Schrumpflack; Profil aus weißem oder mattschwarzem Santoprene; Diffusor aus sandgestrahltem Polycarbonat. Base in Naturzement in der Stehleuchte Version.

FR

– Base en métal verni blanc ou noir effet froissé ; tube en santoprène blanc ou noir mat ; diffuseur en polycarbonate sablé. Base en ciment naturel dans la version lampadaire.

PY

– Металлическое основание, выкрашенное в белый или черный цвет со складчатой отделкой; трубка из матового белого или черного сантопрена; рассеиватель из поликарбоната с пескоструйной отделкой. Основание в естественном цементе в версии торшер.





LONDON



VITTO

Arrighetti
ITALIA
2001







SNAKE_W1

topLED 2 W | 220-240 V | CRI 90



TYPE	CODE	COLOUR
<input type="checkbox"/> WHITE	7223	3000 K
<input checked="" type="checkbox"/> BLACK	7224	200 lm

ELECTRONICS

-  **KIT73** | ON/OFF Driver (max. 10 W)
-  **KIT72** | ON/OFF Driver (max. 20 W)

SNAKE_W1 DRIVER INCLUDED

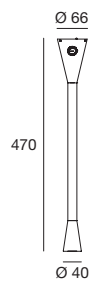
topLED 2 W | 220-240 V | CRI 90



TYPE	CODE	COLOUR
<input type="checkbox"/> WHITE	7220	3000 K
<input checked="" type="checkbox"/> BLACK	7221	200 lm

SNAKE_W1 SWITCH

topLED 2 W | 220-240 V | CRI 90



TYPE	CODE	COLOUR
<input type="checkbox"/> WHITE	7232	3000 K
<input checked="" type="checkbox"/> BLACK	7233	200 lm



ON/OFF SWITCH



SNAKE_W2

topLED 2 W | 220-240 V | CRI 90



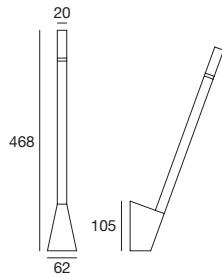
TYPE	CODE	COLOUR
☐ WHITE	7229	3000 K
■ BLACK	7230	200 lm

ELECTRONICS

-  **KIT73** | ON/OFF Driver (max. 10 W)
-  **KIT72** | ON/OFF Driver (max. 20 W)

SNAKE_W3 DRIVER INCLUDED

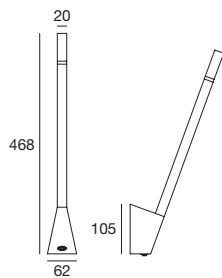
topLED 2 W | 220-240 V | CRI 90



TYPE	CODE	COLOUR
☐ WHITE	7226	3000 K
■ BLACK	7227	200 lm

SNAKE_W3 SWITCH

topLED 2 W | 220-240 V | CRI 90



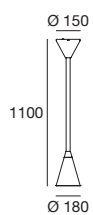
TYPE	CODE	COLOUR
☐ WHITE	7234	3000 K
■ BLACK	7235	200 lm



ON/OFF SWITCH

SNAKE_W4

topLED 19 W | 220-240 V | CRI 90



TYPE

- WHITE
- BLACK

CODE

7857 *
7858 *

COLOUR

3000 K
2182 lm

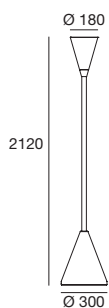
ACCESSORIES



KIT0026 | Phase-cut Dimmer

SNAKE_FL

topLED 19 W | 220-240 V | CRI 90



TYPE

- WHITE / CONCRETE
- BLACK / CONCRETE

CODE

7861 *
7862 *

COLOUR

3000 K
2182 lm

Concrete finish refers to the base.

SOLID



IT

– Corpo in metallo cromato; diffusore in polimetilmetacrilato satinato bianco.

EN

– Chrome plated casing; white satin-finished polymethylmethacrylate diffuser.

ES

– Cuerpo de metal cromado; difusor de polimetacrilato de metilo satinado blanco.

DE

– Gehäuse aus verchromtem Metall. Diffusor aus weißem satiniertem Polymethylmethacrylat.

FR

– Corps en métal chromé; diffuseur en polyméthacrylate de méthyle blanc satiné.

PY

– Корпус из металла отражатель из сатинированного белого полиметилметакрилата.







TYPE

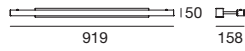
■ CHROME

CODE

3696

SOURCE

1x24 W
Fluorescent
(3000 K included)



TYPE

■ CHROME

CODE

3694

SOURCE

1x39 W
Fluorescent
(3000 K included)

SOLIDO



IT

– Corpo in metallo con finitura cromo o in legno verniciato bianco o in legno di quercia; diffusore in vetro sabbiato/serigrafato.

EN

– Casing in metal with chrome finish or white painted wood or oak wood; silk-screened/sandblasted glass diffuser.

ES

– Cuerpo de metal con acabado cromo o de madera pintada de color blanco o de madera de roble; difusor de vidrio arenado/serigrafado.

DE

– Leuchte aus Metall mit verchromter Oberfläche oder aus Holz mit weißer Lackierung oder aus Eichenholz; Diffusor aus sandgestrahltem Glas/ Glas mit Siebdruckmotiv.

FR

– Corps en métal avec finition chrome ou en bois verni blanc ou en chêne ; diffuseur en verre sablé/sérigraphié.

PY

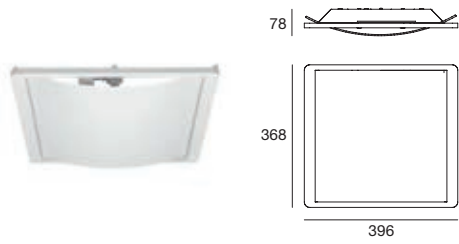
– Корпус из металла с хромированной отделкой или отделкой из дерева, выкрашенного белым цветом или дуба; рассеиватель из стекла с пескоструйной обработкой/сериграфией.





SOLIDO_S

E27 | 220-240 V



TYPE

- WHITE
- OAK WOOD
- CHROME

CODE

- 90259 ***
- 90260 ***
- 90263 ***

SOURCE

2x46 W Max
Halogen
(LED bulbs
compatible)

SOLIDO_W

E14 | 220-240 V



TYPE

- WHITE
- OAK WOOD
- CHROME

CODE

- 90255 ***
- 90256 ***
- 90261 ***

SOURCE

1x46 W Max
Halogen
(LED bulbs
compatible)

E14 | 220-240 V



TYPE

- WHITE
- OAK WOOD
- CHROME

CODE

- 90257 ***
- 90258 ***
- 90262 ***

SOURCE

2x46 W Max
Halogen
(LED bulbs
compatible)

SPARK



IT

– Montatura in metallo verniciato bianco raggrinzante o cromo, diffusore in vetro serigrafato.

EN

– White or black wrinkled coating setting, or chrome, serigraph glass diffuser.

ES

– Estructura de metal lacado blanco arrugado o cromo, difusor de vidrio serigrafiado.

DE

– Fassung aus Metall mit Lackierung mit weißem Schrumpflack oder aus Chrom. Diffusor aus Glas mit Siebdruckaufdruck.

FR

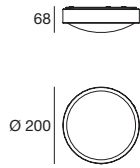
– Monture en métal laqué blanc effet froissé ou chrome, diffuseur en verre sérigraphié.

PY

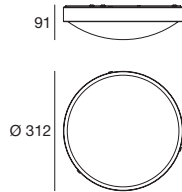
– Рама из хрома или стали, выкрашенной белой складчатой краской, рассеиватель из сериграфированного стекла.



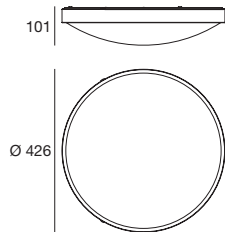




TYPE	CODE	COLOUR
<input type="checkbox"/> WHITE	90290	3000 K
<input checked="" type="checkbox"/> CHROME	90291	884 lm



TYPE	CODE	COLOUR
<input type="checkbox"/> WHITE	90292	3000 K
<input checked="" type="checkbox"/> CHROME	90293	1617 lm



TYPE	CODE	COLOUR
<input type="checkbox"/> WHITE	90294	3000 K
<input checked="" type="checkbox"/> CHROME	90295	2447 lm

SPOTTY



IT

– Montatura in metallo con finitura cromo e vetro trasparente. Oppure montatura e corpo in metallo verniciato bianco o grigio.

EN

– Housing in metal, with chromo plated and transparent glass finish. White or grey painted metal housing and body.

ES

– Montura en metal con acabado cromado, y vidrio transparente. Montura y cuerpo en metal pintado de blanco o gris.

DE

– Fassung und Gehäuse aus Metall mit Chrom-Finish und Klarglas. Oder Fassung und Gehäuse aus weiß oder grau lackiertem Metall.

FR


– Monture en métal avec finition chrome et verre transparent. Ou, monture et corps en métal verni blanc ou gris.

PY

– Рама из металла с хромированной отделкой и прозрачным стеклом. Или рама и корпус из металла, выкрашенного в белый цвет или серый.



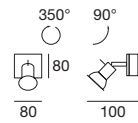






SPOTTY_W1

GU10 | 220-240 V



TYPE

- WHITE
- GREY
- CHROME /
TRANSPARENT
GLASS

CODE

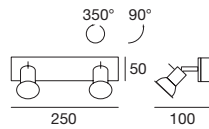
- 7340**
- 7345**
- 1150**

SOURCE

1x42 W Max
Halogen
(LED bulbs
compatible)

SPOTTY_W2

GU10 | 220-240 V



TYPE

- WHITE
- GREY
- CHROME /
TRANSPARENT
GLASS

CODE

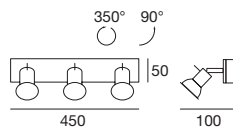
- 7341**
- 7346**
- 1152**

SOURCE

2x42 W Max
Halogen
(LED bulbs
compatible)

SPOTTY_W3

GU10 | 220-240 V



TYPE

- WHITE
- GREY
- CHROME /
TRANSPARENT
GLASS

CODE

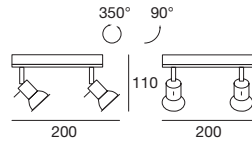
- 7342**
- 7347**
- 1153**

SOURCE

3x42 W Max
Halogen
(LED bulbs
compatible)

SPOTTY_SQ

GU10 | 220-240 V



TYPE

- WHITE
- GREY
- CHROME /
TRANSPARENT
GLASS

CODE

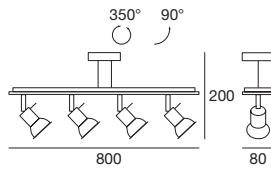
- 7343**
- 7348**
- 1154**

SOURCE

4x42 W Max
Halogen
(LED bulbs
compatible)

SPOTTY_SB

GU10 | 220-240 V



TYPE

- WHITE
- GREY
- CHROME /
TRANSPARENT
GLASS

CODE

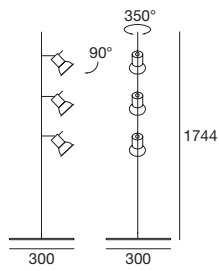
- 7344**
- 7349**
- 1155**

SOURCE

4x42 W Max
Halogen
(LED bulbs
compatible)

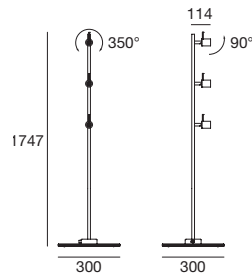
SPOTTY_FL

GU10 | 220-240 V



TYPE	CODE	SOURCE
<input type="checkbox"/> CHROME / <input type="checkbox"/> TRANSPARENT <input type="checkbox"/> GLASS	1158	3x42 W Max Halogen (LED bulbs compatible)

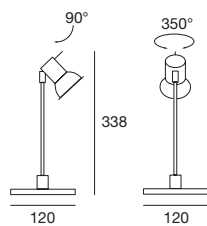
GU10 | 220-240 V



TYPE	CODE	SOURCE
<input type="checkbox"/> WHITE / <input type="checkbox"/> TRANSPARENT <input type="checkbox"/> GLASS	7350	3x4 W LED lamp (3000 K included)

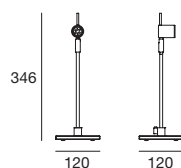
SPOTTY_TAB

GU10 | 220-240 V



TYPE	CODE	SOURCE
<input type="checkbox"/> CHROME / <input type="checkbox"/> TRANSPARENT <input type="checkbox"/> GLASS	1157	1x42 W Max Halogen (LED bulbs compatible)

GU10 | 220-240 V



TYPE	CODE	SOURCE
<input type="checkbox"/> WHITE / <input type="checkbox"/> TRANSPARENT <input type="checkbox"/> GLASS	7352	1x4 W LED lamp (3000 K included)

S Q U A S H



IT

– Diffusore in polietilene lineare bianco; corpo e montatura in alluminio verniciato bianco raggrinzante oppure in metallo nella versione a piantana.

EN

– White linear polyethylene diffuser; white wrinkle-effect coated metal casing and mounting frame.

ES

– Difusor de polietileno lineal blanco; cuerpo y montura de metal pintado de color blanco efecto arrugado.

DE

– Diffusor aus weißem durchscheinend Polyethylen; Gehäuse und Fassung aus Metall mit Lackierung in Weiß mit Schrumpflack.

FR

– Diffuseur en polyéthylène linéaire blanc ; corps et monture en métal verni blanc effet froissé.

PY

– Отражатель из линейного белого полиэтилена; корпус и оправа из металла, окрашенного белым цветом с морщинистой отделкой.

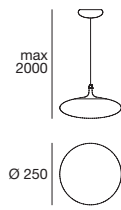






SQUASH_P

topLED 9 W | 220-240 V | CRI 90



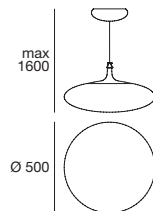
TYPE	CODE	COLOUR
<input type="checkbox"/> WHITE	7948	3000 K 870 lm

ACCESSORIES



KIT0026 | Phase-cut Dimmer (MAX. 100 W)

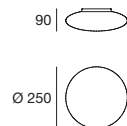
topLED 19 W | 220-240 V | CRI 90



TYPE	CODE	COLOUR
<input type="checkbox"/> WHITE	7627	3000 K 2364 lm

SQUASH_S

topLED 9 W | 220-240 V | CRI 90



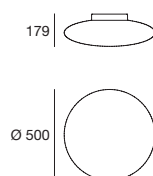
TYPE	CODE	COLOUR
<input type="checkbox"/> WHITE	7951	3000 K 870 lm

ACCESSORIES



KIT0026 | Phase-cut Dimmer (MAX. 100 W)

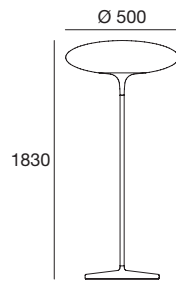
topLED 19 W | 220-240 V | CRI 90



TYPE	CODE	COLOUR
<input type="checkbox"/> WHITE	7626	3000 K 2364 lm

SQUASH_FL

topLED 25 W | 220-240 V | CRI 90



TYPE

WHITE

CODE

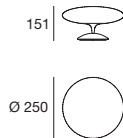
7628

COLOUR

3000 K
3062 lm

SQUASH_TAB

topLED 9 W | 220-240 V | CRI 90



TYPE

WHITE

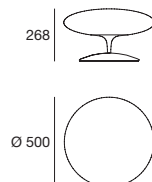
CODE

7946

COLOUR

3000 K
870 lm

topLED 19 W | 220-240 V | CRI 90



TYPE

WHITE

CODE

7947

COLOUR

3000 K
2364 lm

STARDUST



IT

– Base in metallo verniciato bianco raggrinzante; diffusore in polipropilene traslucido bianco.

EN

– Base in white wrinkle-effect coated metal or in white polyethylene; translucent/white polypropylene diffuser.

ES

– Base de metal pintado de color blanco efecto arrugado o de polietileno blanco; difusor de polietileno translúcido/blanco.

DE

– Fuß aus Metall mit Lackierung mit weißem Schrumpflack oder aus weißem Polyethylen; Diffusor aus durchscheinendem/weißem Polypropylen.

FR

– Base en métal verni blanc effet froissé ou en polyéthylène blanc ; diffuseur en polypropylène translucide/blanc.

PY

– Основание из металла, окрашенного белой краской со складчатой отделкой или из белого полиэтилена; рассеиватель из полупрозрачного/белого полипропилена.



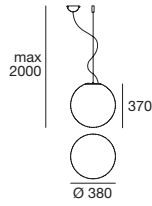






STARDUST_P

topLED 15 W | 220-240 V | CRI 90



TYPE

GRANULAR

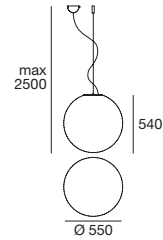
CODE

7891

COLOUR

3000 K
1455 lm

topLED 25 W | 220-240 V | CRI 90



TYPE

GRANULAR

CODE

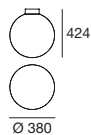
7892

COLOUR

3000 K
3063 lm

STARDUST_S

topLED 15 W | 220-240 V | CRI 90



TYPE

GRANULAR

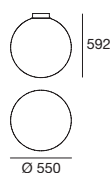
CODE

7893

COLOUR

3000 K
1455 lm

topLED 25 W | 220-240 V | CRI 90



TYPE

GRANULAR

CODE

7894

COLOUR

3000 K
3063 lm

STRAIGHT



IT

– Sospensione: montatura in alluminio verniciato bianco o nero raggrinzante, diffusore in policarbonato.
Applique: montatura in ABS finiture bianco, cromo, nero o brunito. Diffusore in policarbonato

EN

– Suspension: white or black wrinkled coating setting, polycarbonate diffuser.
Wall light: white, chrome, black or brown ABS setting, polycarbonate diffuser.

ES

– Suspensión: estructura de aluminio lacado blanco o negro arrugado, difusor de policarbonato.
Applique: estructura de ABS, acabados en blanco, cromo, negro o bruñido. Difusor de policarbonato.

DE

– Hängeleuchte: Fassung aus Aluminium mit Lackierung mit weißem oder schwarzem Schrumpflack. Diffusor aus Polycarbonat.
Wandleuchte: Fassung aus ABS mit Oberfläche in weiß, chrom, schwarz oder brüniert. Diffusor aus Polycarbonat.

FR


– Suspension: monture en aluminium verni blanc ou noir effet froissé, diffuseur en polycarbonate.
Applique: monture en ABS finition blanc, chrome, noir ou brunit. Diffuseur en polycarbonate.

PY

– Подвеска: рама из алюминия, крашеного белой или черной складчатой краской, рассеиватель из поликарбоната.
Апликация: рама из АБС с белой, хромированной, чёрной или воронимой отделкой. Рассеиватель из поликарбоната.





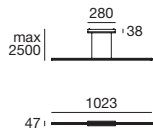






STRAIGHT_P1

topLED 11 W | 220-240 V | CRI 80



TYPE

- WHITE
- BLACK

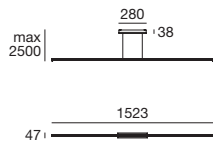
CODE

- 8200**
- 8204**

COLOUR

- 2700 K
- 1519 lm

topLED 18 W | 220-240 V | CRI 80



TYPE

- WHITE
- BLACK

CODE

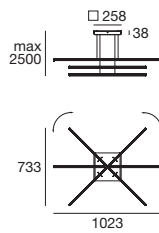
- 8201**
- 8205**

COLOUR

- 2700 K
- 2279 lm

STRAIGHT_P3

topLED 34 W | 220-240 V | CRI 80



TYPE

- WHITE
- BLACK

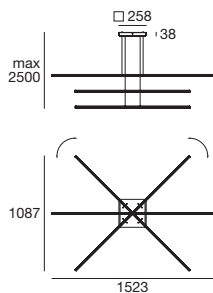
CODE

- 8202**
- 8206**

COLOUR

- 2700 K
- 4557 lm

topLED 49 W | 220-240 V | CRI 80



TYPE

- WHITE
- BLACK

CODE

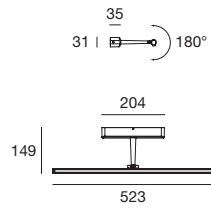
- 8203**
- 8207**

COLOUR

- 2700 K
- 6836 lm

STRAIGHT_W

topLED 13 W | 220-240 V | CRI 80



TYPE

- WHITE
- BLACK
- CHROME
- BURNED

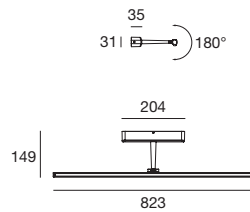
CODE

- 8208**
- 8210**
- 8265**
- 8267**

COLOUR

- 2700 K
- 1444 lm

topLED 19 W | 220-240 V | CRI 80



TYPE

- WHITE
- BLACK
- CHROME
- BURNED

CODE

- 8209**
- 8211**
- 8266**
- 8268**

COLOUR

- 2700 K
- 2080 lm

END-CAPS INCLUDED



Diffused emission



Recessed emission

HOOK FOR INDIRECT APPLICATION INCLUDED IN THE PENDANT VERSIONS



Straight_P1: x1 hook included
Straight_P3: x3 hooks included

SYBERIA



IT

– Montatura in metallo verniciato bianco lucido; diffusore in cristallo trasparente o trasparente/ambra.

EN

– Glossy white coated metal mounting frame; transparent crystal diffuser or transparent/amber.

ES

– Montura de metal pintado de color blanco brillante; difusor de cristal transparente, o transparente/ámbar.

DE


– Fassung aus Metall mit Lackierung in Glanzweiß; Diffusor aus transparentem oder bernsteinfarbenem Kristallglas.

FR

– Monture en métal verni blanc brillant; diffuseur en cristal transparent ou transparent ambre.

PY

– Оправа из белого глянцевого окрашенного металла; отражатель из прозрачного хрустального стекла, прозрачного или прозрачно-янтарного цвета.

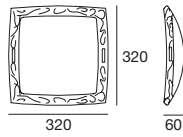






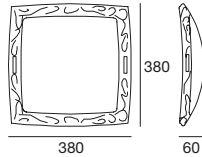
SYBERIA_S

E27 | 220-240 V



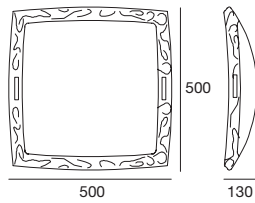
TYPE	CODE	SOURCE
<input type="checkbox"/> TRANSPARENT	4480	1x57 W Max Halogen (LED bulbs compatible)

E27 | 220-240 V



TYPE	CODE	SOURCE
<input type="checkbox"/> TRANSPARENT	4481	2x57 W Max Halogen (LED bulbs compatible)

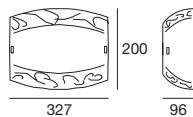
E27 | 220-240 V



TYPE	CODE	SOURCE
<input type="checkbox"/> TRANSPARENT	4482	2x57 W Max Halogen (LED bulbs compatible)

SYBERIA_W

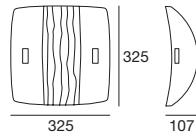
E27 | 220-240 V



TYPE	CODE	SOURCE
<input type="checkbox"/> TRANSPARENT	4514	1x46 W Max Halogen (LED bulbs compatible)

SYBERIA_S

E27 | 220-240 V



TYPE

TRANSPARENT /
YELLOW

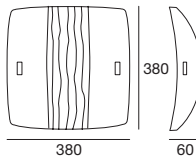
CODE

4490

SOURCE

1x57 W Max
Halogen
(LED bulbs
compatible)

E27 | 220-240 V



TYPE

TRANSPARENT /
YELLOW

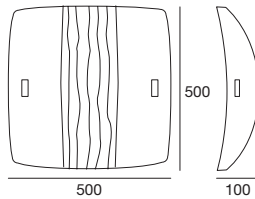
CODE

4491

SOURCE

2x57 W Max
Halogen
(LED bulbs
compatible)

E27 | 220-240 V



TYPE

TRANSPARENT /
YELLOW

CODE

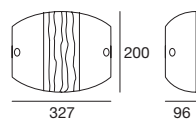
4492

SOURCE

2x57 W Max
Halogen
(LED bulbs
compatible)

SYBERIA_W

E27 | 220-240 V



TYPE

TRANSPARENT /
YELLOW

CODE

4524

SOURCE

1x46 W Max
Halogen
(LED bulbs
compatible)

TARA



IT

– Montatura in alluminio verniciato bianco raggrinzante, diffusore in polimetilmetacrilato.

EN

– White wrinkled coating aluminum setting, polymethylmethacrylate diffuser.

ES

– Estructura de aluminio lacado blanco arrugado, difusor de polimetilmetacrilato.

DE

– Fassung aus Aluminium mit Lackierung mit weißem Schrumpflack. Diffusor aus PMMA.

FR

– Monture en aluminium laqué blanc effet froissé, diffuseur en polyméthacrylate de méthyle.

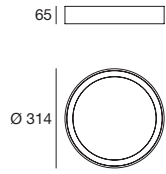
PY

– Рама из алюминия, выкрашенного белой складчатой краской, рассеиватель из полиметилметакрилата.









TYPE

WHITE

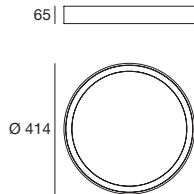
CODE

8334

COLOUR

3000 K
2450 lm

topLED 33 W | 220-240 V | CRI 80



TYPE

WHITE

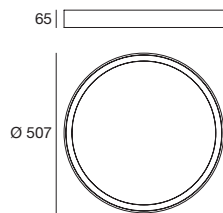
CODE

8337

COLOUR

3000 K
3680 lm

topLED 45 W | 220-240 V | CRI 80



TYPE

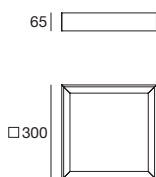
WHITE

CODE

8340

COLOUR

3000 K
4900 lm



TYPE

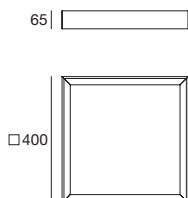
WHITE

CODE

8325

COLOUR

3000 K
2450 lm



TYPE

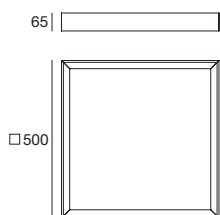
WHITE

CODE

8328

COLOUR

3000 K
3680 lm



TYPE

WHITE

CODE

8331

COLOUR

3000 K
4900 lm

THANK YOU



IT

– Montatura in metallo verniciato bianco o marrone raggrinzante; paralume con finiture in legno o tessuto.

EN

– White or brown wrinkled coating metal setting; lampshade with wood or fabric finishes.

ES

– Montura en metal pintado de blanco o marrón con acabado rugoso; pantalla con acabado en madera o tejido.

DE

– Fassung aus weiß oder braun lackiertem Metall mit Schrumpflack; Lampenschirm mit Holz- oder Stoffelementen.

FR

– Cadre en métal laqué blanc ou brun effet froissé ; abat-jour avec finition bois ou tissu.

PY

– Рама из металла, выкрашенного белой или коричневой складчатой краской, абажур с отделкой из дерева или ткани.











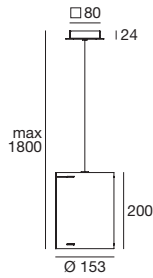






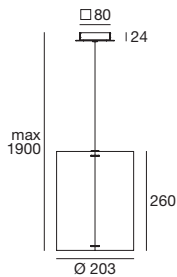
THANK YOU_P

E27 | 220-240 V



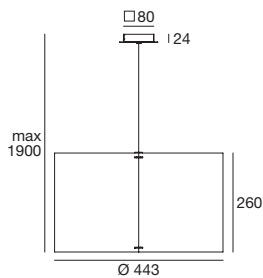
TYPE	CODE	SOURCE
WHITE / ASH W.	8057	1x57 W Max Halogen (LED bulbs compatible)
WHITE / MESH	8058	
BROWN / ASH W.	8059	
BROWN / MESH	8060	

E27 | 220-240 V



TYPE	CODE	SOURCE
WHITE / ASH W.	8061	1x57 W Max Halogen (LED bulbs compatible)
WHITE / MESH	8062	
BROWN / ASH W.	8063	
BROWN / MESH	8064	

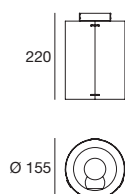
E27 | 220-240 V



TYPE	CODE	SOURCE
WHITE / ASH W.	8065	1x57 W Max Halogen (LED bulbs compatible)
WHITE / MESH	8066	
BROWN / ASH W.	8067	
BROWN / MESH	8068	

THANK YOU_S

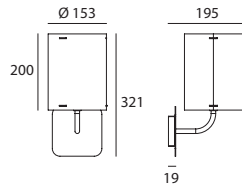
E27 | 220-240 V



TYPE	CODE	SOURCE
WHITE / ASH W.	8049	1x57 W Max Halogen (LED bulbs compatible)
WHITE / MESH	8050	
BROWN / ASH W.	8051	
BROWN / MESH	8052	

THANK YOU_ W1

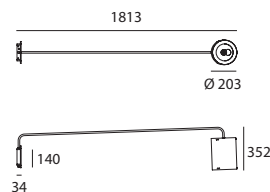
E27 | 220-240 V



TYPE	CODE	SOURCE
WHITE / ASH W.	8053	1x57 W Max Halogen (LED bulbs compatible)
WHITE / MESH	8054	
BROWN / ASH W.	8055	
BROWN / MESH	8056	

THANK YOU_ W2

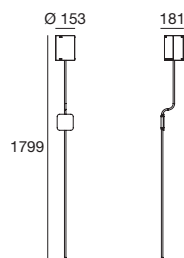
E27 | 220-240 V



TYPE	CODE	SOURCE
WHITE / ASH W.	8073 *	1x57 W Max Halogen (LED bulbs compatible)
WHITE / MESH	8074 *	
BROWN / ASH W.	8075 *	
BROWN / MESH	8076 *	

THANK YOU_ W3

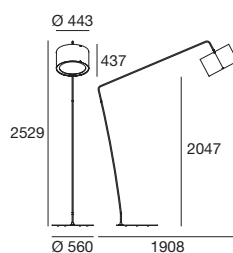
E27 | 220-240 V



TYPE	CODE	SOURCE
WHITE / ASH W.	8069 *	1x57 W Max Halogen (LED bulbs compatible)
WHITE / MESH	8070 *	
BROWN / ASH W.	8071 *	
BROWN / MESH	8072 *	

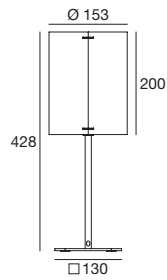
THANK YOU_ FL

E27 | 220-240 V



TYPE	CODE	SOURCE
WHITE / ASH W.	8077 *	1x57 W Max Halogen (LED bulbs compatible)
WHITE / MESH	8078 *	
BROWN / ASH W.	8079 *	
BROWN / MESH	8080 *	

* Verificare disponibilità / Check availability



TYPE	CODE	SOURCE
WHITE / ASH W.	8045	1x57 W Max Halogen (LED bulbs compatible)
WHITE / MESH	8046	
BROWN / ASH W.	8047	
BROWN / MESH	8048	

THANK YOU_MESH (LEFT) & ASH WOOD (RIGHT) LAMPSHADES

Finishes



TRIAD



IT

– Montatura in metallo verniciato bianco lucido oppure in legno di noce; diffusore in vetro sabbiato bianco, oppure sabbiato in parte bianco, in parte colorato.

EN

– Mounting frame made of glossy white coated metal or walnut wood; diffuser made of white sandblasted glass or partly white and partly coloured sandblasted glass.

ES

– Montura de metal pintado de color blanco brillante o de madera de nogal; difusor de vidrio arenado blanco, o arenado en parte blanco y en parte de color.

DE

– Fassung aus Metall mit Lackierung in Glanzweiß oder aus Nussbaum; Diffusor aus sandgestrahltem Weißglas oder weißem und buntem.

FR

– Monture en métal verni blanc brillant ou en noyer ; diffuseur en verre sablé blanc, ou sablé en partie blanc, en partie coloré.

PY

– Рама из металла, крашеного в белый матовый цвет, или из орехового дерева; рассеиватель из белого стекла с пескоструйной обработкой или частично белого и частично цветного стекла с пескоструйной обработкой.

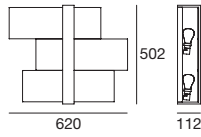






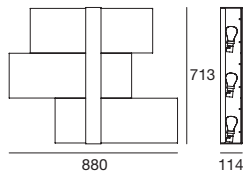
TRIAD_S

E27 | 220-240 V



TYPE	CODE	SOURCE
<input type="checkbox"/> WHITE	90208	2x57 W Max Halogen (LED bulbs compatible)
<input type="checkbox"/> WHITE / LILAC	90224	
<input type="checkbox"/> WHITE / WALNUT WOOD	90230	

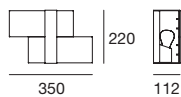
E27 | 220-240 V



TYPE	CODE	SOURCE
<input type="checkbox"/> WHITE	90209	3x57 W Max Halogen (LED bulbs compatible)
<input type="checkbox"/> WHITE / LILAC	90225	
<input type="checkbox"/> WHITE / WALNUT WOOD	90231	

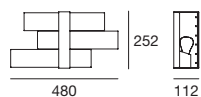
TRIAD_W

E27 | 220-240 V



TYPE	CODE	SOURCE
<input type="checkbox"/> WHITE	90206	1x57 W Max Halogen (LED bulbs compatible)
<input type="checkbox"/> WHITE / LILAC	90222	
<input type="checkbox"/> WHITE / WALNUT WOOD	90228	

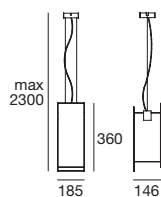
E27 | 220-240 V



TYPE	CODE	SOURCE
<input type="checkbox"/> WHITE	90207	1x57 W Max Halogen (LED bulbs compatible)
<input type="checkbox"/> WHITE / LILAC	90223	
<input type="checkbox"/> WHITE / WALNUT WOOD	90229	

TRIAD_P1

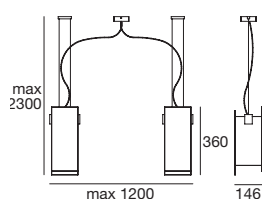
E27 | 220-240 V



TYPE	CODE	SOURCE
☐ WHITE	90210	1x57 W Max Halogen (LED bulbs compatible)
◻ WHITE / LILAC	90226	
◼ WHITE / WALNUT WOOD	90232	

TRIAD_P2

E27 | 220-240 V



TYPE	CODE	SOURCE
☐ WHITE	90211	2x57 W Max Halogen (LED bulbs compatible)
◻ WHITE / LILAC	90227	
◼ WHITE / WALNUT WOOD	90233	

TRIAD 2.0



IT

– Montatura in metallo verniciato bianco; diffusore in vetro sabbiato.

EN

– Mounting frame in white coated metal; diffuser in sandblasted glass.

ES

– Estructura de metal lacado blanco; difusor de vidrio arenado.

DE

– Fassung aus Metall mit Lackierung in Weiß. Diffusor aus sandgestrahltem Glas.

FR

– Monture en métal verni blanc ; diffuseur en verre sablé.

PY

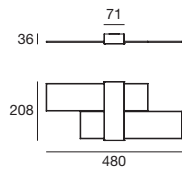
– Рама из металла, выкрашенного белой краской, рассеиватель из стекла с пескоструйной обработкой.





TRIAD 2.0

topLED 12 W | 220-240 V | CRI 80



TYPE

WHITE

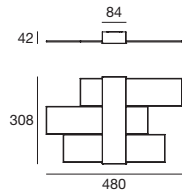
CODE

90335

COLOUR

3000 K
1251 lm

topLED 21 W | 220-240 V | CRI 80



TYPE

WHITE

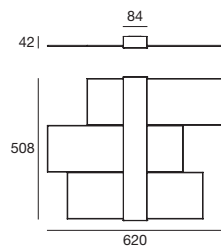
CODE

90336

COLOUR

3000 K
2256 lm

topLED 36 W | 220-240 V | CRI 80



TYPE

WHITE

CODE

90337

COLOUR

3000 K
3925 lm

TU - O + TU - V



IT

– Diffusore in PMMA, tappi di chiusura in alluminio verniciato bianco gofrato.

EN

– Polymethylmethacrylate diffuser, white embossed aluminum coated closing caps.

ES

– Difusor de polimetacrilato de metilo, tapones de cierre de aluminio lacado blanco arrugado.

DE

– Diffusor aus PMMA, Abdeckungen aus Aluminium mit Lackierung mit weißem Schrumpflack.

FR

– Diffuseur en polyméthacrylate de méthyle, bouchons de fermeture en aluminium verni blanc effet froissé.

PY

– Рассеиватель из PMMA, заглушки из алюминия, выкрашенного белой складчатой краской.





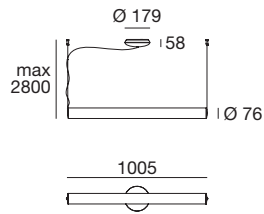






TU-0

topLED 36 W | 220-240 V | CRI 90



TYPE

WHITE

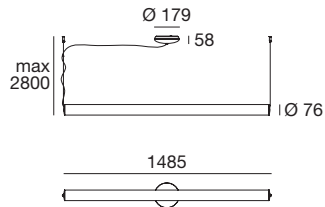
CODE

8845

COLOUR

3000 K
4662 lm

topLED 56 W | 220-240 V | CRI 90



TYPE

WHITE

CODE

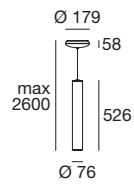
8846

COLOUR

3000 K
6993 lm

TU-V_1

topLED 20 W | 220-240 V | CRI 90



TYPE

WHITE

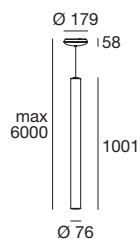
CODE

8842

COLOUR

3000 K
2331 lm

topLED 36 W | 220-240 V | CRI 90



TYPE

WHITE

CODE

8843

COLOUR

3000 K
4662 lm

TU-V_1

topLED 54 W | 220-240 V | CRI 90



TYPE

WHITE

CODE

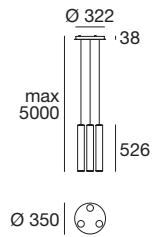
8844

COLOUR

3000 K
6993 lm

TU-V_3

topLED 56 W | 220-240 V | CRI 90



TYPE

WHITE

CODE

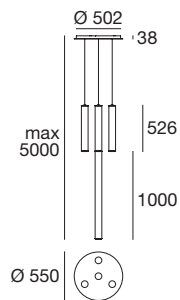
8840

COLOUR

3000 K
6993 lm

TU-V_4

topLED 93 W | 220-240 V | CRI 90



TYPE

WHITE

CODE

8841

COLOUR

3000 K
11655 lm

VULCANO



IT

– Corpo diffondente in polietilene lineare bianco; montatura in metallo verniciato bianco opaco.

EN

– White linear polyethylene casing for diffused lighting; matt white coated metal mounting frame.

ES

– Cuerpo de difusión de polietileno lineal blanco; montura de metal pintado de color blanco mate.

DE

– Leuchtkörper aus weißem durchscheinend Polyethylen; Fassung aus Metall mit Lackierung in Mattweiß.

FR

– Corps diffusant en polyéthylène linéaire blanc ; monture en métal verni blanc mat.

PY

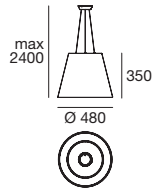
– Корпус рассеивателя из линейного белого полиэтилена; оправа из белого матового окрашенного металла.





VULCANO_P

topLED 23 W | 220-240 V | CRI 90



TYPE

WHITE

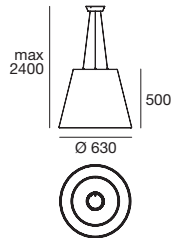
CODE

10330

COLOUR

3000 K
2794 lm

topLED 32 W | 220-240 V | CRI 90



TYPE

WHITE

CODE

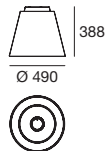
10335

COLOUR

3000 K
3929 lm

VULCANO_S

topLED 23 W | 220-240 V | CRI 90



TYPE

WHITE

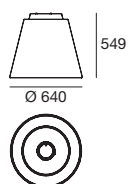
CODE

10331

COLOUR

3000 K
2794 lm

topLED 32 W | 220-240 V | CRI 90



TYPE

WHITE


CODE

10336

COLOUR

3000 K
3929 lm

WALLY + MET WALLY



IT

– Wally: montatura in metallo verniciato bianco lucido; diffusore in vetro sabbiato serigrafato bianco.

Met Wally: montatura in metallo verniciato bianco lucido; corpo in metallo verniciato bianco opaco o ruggine, oppure con finitura cromo o nichel spazzolato; diffusore in vetro sabbiato serigrafato bianco.

EN

– Wally: glossy white coated metal mounting frame; white silk-screened and sandblasted glass diffuser.

Met Wally: glossy white coated metal mounting frame; casing made of matt white or rust colour coated metal or with chrome-plated or brushed nickel finish; white silk-screened and sandblasted glass diffuser.

ES

– Wally: montura de metal pintado de color blanco brillante; difusor de vidrio arenado serigrafiado blanco.

Met Wally: montura de metal pintado de color blanco brillante; cuerpo de metal pintado de color blanco mate u óxido, o con acabado cromado o níquel cepillado; difusor de vidrio arenado serigrafiado blanco.

DE

– Wally: Fassung aus Metall mit Lackierung in Glanzweiß; Diffusor aus sandgestrahltem Glass mit weißem Siebdruckmotiv.

Met Wally: Fassung aus Metall mit Lackierung in Glanzweiß; Gehäuse aus Metall mit Lackierung in Mattweiß oder Rostbraun oder mit Oberfläche in Chrom oder gebürstetem Nickel; Diffusor aus sandgestrahltem Glas mit weißem Siebdruckmotiv.

FR

– Wally : monture en métal verni blanc brillant ; diffuseur en verre sablé sérigraphié blanc.

Met Wally : monture en métal verni blanc brillant ; corps en métal verni blanc mat ou rouille, ou avec finition chrome ou nickel brossé ; diffuseur en verre sablé sérigraphié blanc.

PY

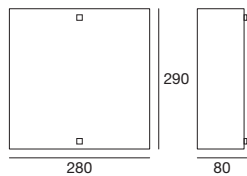
– Wally: оправа из белого глянцевого окрашенного металла; отражатель из белого стекла пескоструйной обработки с сериграфией.

Met Wally: оправа из белого глянцевого окрашенного металла; корпус из белого матового или окрашенного под ржавчину металла, либо с хромированной отделкой или отделкой никель с эффектом обработки щеткой; отражатель из белого стекла пескоструйной обработки с сериграфией.



WALLY

E27 | 220-240 V



TYPE

□ WHITE

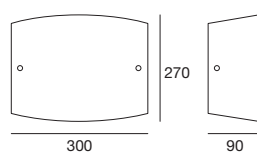
CODE

71570

SOURCE

1x46 W Max
Halogen
(LED bulbs
compatible)

E27 | 220-240 V



TYPE

□ WHITE

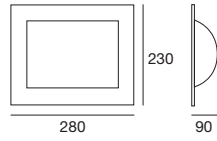
CODE

321B881

SOURCE

2x46 W Max
Halogen
(LED bulbs
compatible)





TYPE

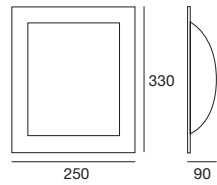
- WHITE
- CHROME
- NICKEL
- RUST

CODE

- 537BRA881**
- 537K881**
- 537NS881**
- 575RU881**

SOURCE

1x57 W Max
Halogen
(LED bulbs compatible)



TYPE

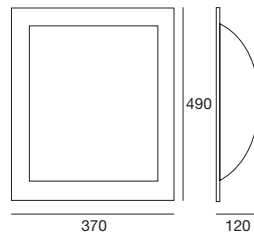
- WHITE
- CHROME
- NICKEL
- RUST

CODE

- 539BRA881**
- 539K881**
- 539NS881**
- 576RU881**

SOURCE

2x57 W Max
Halogen
(LED bulbs compatible)



TYPE

- WHITE
- NICKEL
- RUST

CODE

- 536BRA881**
- 536NS881**
- 577RU881**

SOURCE

3x57 W Max
Halogen
(LED bulbs compatible)

ZEBRA



IT

– Montatura in metallo verniciato bianco gofrato, diffusore in polimetilmetacrilato.

EN

– Metal white embossed setting, polymethylmethacrylate diffuser.

ES

– Estructura de metal lacado blanco arrugado, difusor de polimetilmetacrilato.

DE

– Fassung aus Metall mit Lackierung mit weißem Schrumpflack. Diffusor aus PMMA.

FR

– Monture en métal verni blanc effet froissé, diffuseur en polyméthacrylate de méthyle.

PY

– Рама из vbnfkkf, выкрашенной белой складчатой краской, рассеиватель из полиметилметакрилата.



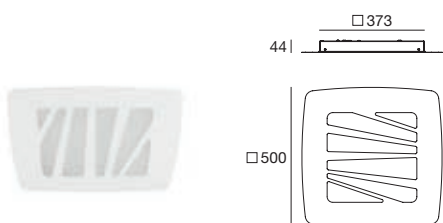






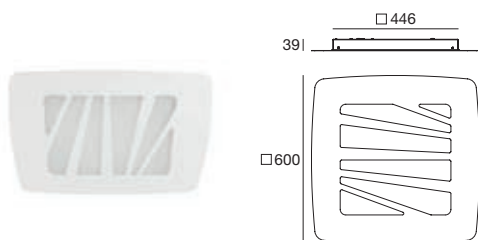
TYPE	CODE	COLOUR
<input type="checkbox"/> WHITE	8247	3000 K 2726 lm

topLED 35 W | 220-240 V | CRI 80

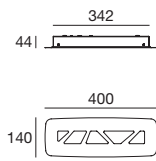


TYPE	CODE	COLOUR
<input type="checkbox"/> WHITE	8248	3000 K 3913 lm

topLED 46 W | 220-240 V | CRI 80



TYPE	CODE	COLOUR
<input type="checkbox"/> WHITE	8249	3000 K 4907 lm



TYPE

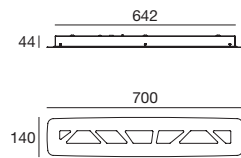
WHITE

CODE

8245

COLOUR

3000 K
1695 lm



TYPE

WHITE

CODE

8246

COLOUR

3000 K
3390 lm

Z I G Z A G



IT

– Montatura in metallo verniciato bianco lucido; corpo in metallo verniciato bianco gofrato o nero oppure in alluminio anodizzato; diffusore in vetro sabbiato bianco.

DE

– Fassung aus Metall mit Lackierung in Glanzweiß; Gehäuse aus Metall mit Lackierung in weiß oder schwarz mit Schrumpflack oder aus eloxiertem Aluminium; Diffusor aus weißem sandgestrahltem Glas.

EN

– Glossy white coated metal mounting frame; casing made of white embossed coated metal or black, or of anodised aluminium; white sandblasted glass diffuser.

FR

– Monture en métal verni blanc brillant, corps en métal verni blanc effet froissé, noir ou aluminium anodisé; diffuseur en verre sablé blanc.

ES

– Montura de metal pintado de color blanco brillante; cuerpo de metal pintado de color blanco efecto arrugado o negro, o de aluminio anodizado; difusor de vidrio arenado blanco.

PY

– Оправа из окрашенного белого глянцевого металла; корпус из окрашенного белого металла с морщинистой отделкой или чёрной или анодированного алюминия; отражатель из белого стекла пескоструйной обработки.

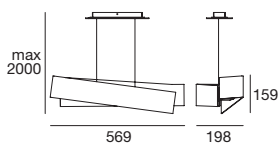






ZIG ZAG_P

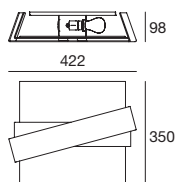
E27 | 220-240 V



TYPE	CODE	SOURCE
☐ WHITE	6991	2x57 W Max Halogen (LED bulbs compatible)
▣ BLACK / WHITE	6994	
▣ ANODIZED AL.	6995	

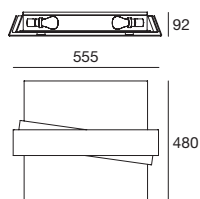
ZIG ZAG_S

E27 | 220-240 V

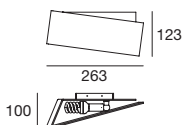


TYPE	CODE	SOURCE
☐ WHITE	7400	2x46 W Max Halogen (LED bulbs compatible)
▣ BLACK	7402	
▣ ANODIZED AL.	7401	

E27 | 220-240 V

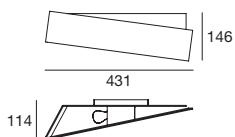


TYPE	CODE	SOURCE
☐ WHITE	7290	4x46 W Max Halogen (LED bulbs compatible)
▣ BLACK	7289	
▣ ANODIZED AL.	7291	



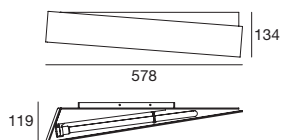
TYPE	CODE	SOURCE
<input type="checkbox"/> WHITE	6996	1x48 W Halogen (3000 K included) (LED bulbs compatible)
<input checked="" type="checkbox"/> BLACK / WHITE	6999	
<input type="checkbox"/> ANODIZED AL.	7001	

E27 | 220-240 V



TYPE	CODE	SOURCE
<input type="checkbox"/> WHITE	6986	1x57 W Max Halogen (LED bulbs compatible)
<input checked="" type="checkbox"/> BLACK / WHITE	6989	
<input type="checkbox"/> ANODIZED AL.	6990	

2G11 | 220-240 V



TYPE	CODE	SOURCE
<input type="checkbox"/> WHITE	7002 *	1x36 W Fluorescent (3000 K included)
<input checked="" type="checkbox"/> BLACK / WHITE	7005 *	
<input type="checkbox"/> ANODIZED AL.	7006 *	

[G Y P

S U M]

GYPSUM COLORING



IT

– Incasso in gesso dal foro minimale ma dall'eccezionale luminosità. Facile installazione della sorgente luminosa tramite innesto a baionetta. Il tutto arricchito dai RING colorati che creano piacevoli sfumature.

EN

– Gypsum recessed fixture with small hole and great brightness. Easy installation of the light source through bayonet fitting. Colored RINGS around create pleasant shades.

ES

– Dispositivo receso con hoyo pequeño, pero muy luminoso. Fácil instalación de la fuente luminosa con injerto a bayoneta. Los anillos colorados crean matices agradables.

DE

– Einbaugehäuse mit minimaler Öffnung aber mit außergewöhnlicher Helligkeit Einfache Installation durch Bajonettverschluß Der farbige RING erzeugt eine angenehme Beleuchtung.

FR

– Encastré en plâtre avec un trou de taille minimale mais avec d'une luminosité exceptionnelle. Installation facile de la source lumineuse par emboîtement à baïonnette. Le tout enrichi par RINGS colorés qui créent d'agréables nuances.





PY

– Встраиваемые потолочные светильники из гипса с минимальным отверстием, но с исключительной яркостью. Простая установка источника света путём байонетной муфты. Все обогащено цветным RING, которые создают приятные оттенки.



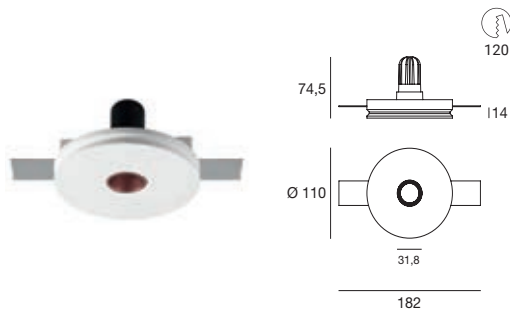






GYPSUM COLORING_ R (KIT ON/OFF DRIVER INCLUDED)

powerLED 9 W | 220-240 V | CRI 80



10°

powerLED 9 W | CRI 80

TYPE	CODE	COLOUR
WHITE	8819	3000 K
BLACK	8820	936 lm
PAIN.T. COPPER	8821	
PAIN.T. GOLD	8822	



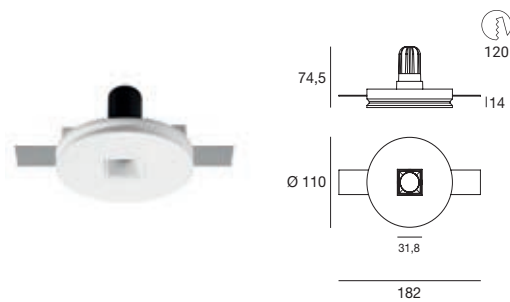
30°

powerLED 9 W | CRI 80

TYPE	CODE	COLOUR
WHITE	8815	3000 K
BLACK	8816	936 lm
PAIN.T. COPPER	8817	
PAIN.T. GOLD	8818	

GYPSUM COLORING_ Q (KIT ON/OFF DRIVER INCLUDED)

powerLED 9 W | 220-240 V | CRI 80



10°

powerLED 9 W | CRI 80

TYPE	CODE	COLOUR
WHITE	8827	3000 K
BLACK	8828	936 lm
PAIN.T. COPPER	8829	
PAIN.T. GOLD	8830	



30°

powerLED 9 W | CRI 80

TYPE	CODE	COLOUR
WHITE	8823	3000 K
BLACK	8824	936 lm
PAIN.T. COPPER	8825	
PAIN.T. GOLD	8826	

GYPSUM R



IT

– Cornice in gesso di forma circolare, verniciabile, per una sorgente che scompare totalmente. Emerge solo il fascio luminoso.

EN

– Circular plaster frame, paintable, for a source that disappears completely and allows an uncluttered, pure light beam.

ES

– Marco de yeso circular, con acabado de pintura, para una fuente totalmente escamoteable. Emerge solamente el haz luminoso.

DE

– Rahmen aus Gips mit runder Form, lackierbar, für eine Lichtquelle, die komplett verschwindet, sodass nur der Lichtstrahl sichtbar ist.

FR

– Cadre en plâtre de forme circulaire, laquage possible, pour une source qui disparaît complètement. Seul le faisceau lumineux est visible.

PY

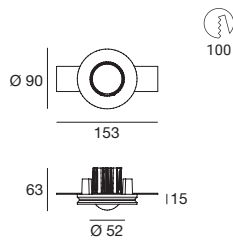
– Гипсовая рама круглой формы с возможностью окраски, для источника света, полностью скрытого от глаз. Наблюдателю виден только световой пучок.





GYPSUM_R1

arrayLED 7 W | CRI 80



TYPE	CODE	COLOUR
<input type="checkbox"/> WHITE	8868	3000 K 830 lm
<input type="checkbox"/> WHITE	8868N	4000 K 910 lm

ELECTRONICS

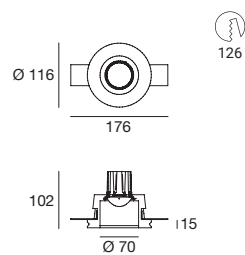
	99243 ON/OFF Driver (max. 1 art.)
	99147 ON/OFF Driver (1-3 art.)
	99115 1-10 V / PUSH (1-3 art.)
	99114 PUSH / DALI (1-3 art.)

ACCESSORIES

	60830 Shim (plasterboard 12,5 mm kit - 4 pieces)
	61360 Outer casing

GYPSUM_R2

arrayLED 7 W | CRI 80



TYPE	CODE	COLOUR
<input type="checkbox"/> WHITE	8866	3000 K 830 lm
<input type="checkbox"/> WHITE	8866N	4000 K 910 lm

ELECTRONICS

	99243 ON/OFF Driver (max. 1 art.)
	99147 ON/OFF Driver (1-3 art.)
	99115 1-10 V / PUSH (1-3 art.)
	99114 PUSH / DALI (1-3 art.)

ACCESSORIES

	60830 Shim (plasterboard 12,5 mm kit - 4 pieces)
	60860 Glass

GYPSUM O



IT

– L'ampia cornice in gesso, verniciabile, modella e definisce la forma dello spot.

EN

– The large paintable plaster frame shapes and defines the appearance of the spotlight.

ES

– El amplio marco de yeso, con acabado de pintura, perfila y define la forma del foco.

DE

– Breiter Rahmen aus Gips, lackierbar, formt und definiert die Form des Strahlers.

FR

– L'ample cadre en plâtre, avec laquage possible, modèle et définit la forme du spot.

PY

– Большая гипсовая рама (с возможностью окраски) придает новые очертания и определяет форму прожекторного светильника.

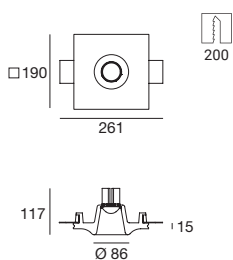










GYPSUM_01

arrayLED 7 W | CRI 80




TYPE	CODE	COLOUR
<input type="checkbox"/> WHITE	8861	3000 K 830 lm
<input type="checkbox"/> WHITE	8861N	4000 K 910 lm

ELECTRONICS

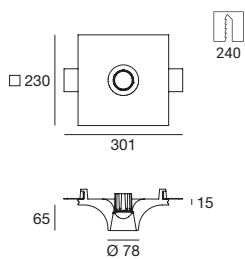
-  **99243** | ON/OFF Driver (max. 1 art.)
-  **99147** | ON/OFF Driver (1-3 art.)
-  **99115** | 1-10 V / PUSH (1-3 art.)
-  **99114** | PUSH / DALI (1-3 art.)

ACCESSORIES

-  **60830** | Shim (plasterboard 12,5 mm kit - 4 pieces)





GYPSUM_02

arrayLED 7 W | CRI 80




TYPE	CODE	COLOUR
<input type="checkbox"/> WHITE	8862	3000 K 830 lm
<input type="checkbox"/> WHITE	8862N	4000 K 910 lm

ELECTRONICS

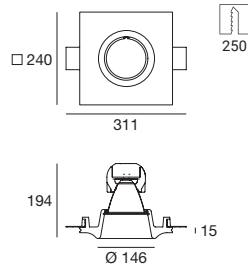
-  **99243** | ON/OFF Driver (max. 1 art.)
-  **99147** | ON/OFF Driver (1-3 art.)
-  **99115** | 1-10 V / PUSH (1-3 art.)
-  **99114** | PUSH / DALI (1-3 art.)

ACCESSORIES

-  **60830** | Shim (plasterboard 12,5 mm kit - 4 pieces)


GYPSUM_03

arrayLED 18 W | CRI 80




TYPE	CODE	COLOUR
<input type="checkbox"/> WHITE	60824W45	3000 K 2611 lm
<input type="checkbox"/> WHITE	60824N45	4000 K 2697 lm

ELECTRONICS

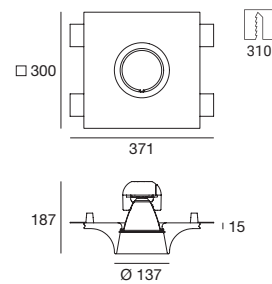
-  **99106** | ON/OFF Driver (max. 1 art.)
-  **99115** | 1-10V / PUSH (max. 1 art.)
-  **99114** | DALI / PUSH (max. 1 art.)

ACCESSORIES

-  **60830** | Shim (plasterboard 12,5 mm kit - 4 pieces)

GYPSUM_04

arrayLED 18 W | CRI 80




TYPE	CODE	COLOUR
<input type="checkbox"/> WHITE	60827W45	3000 K 2611 lm
<input type="checkbox"/> WHITE	60827N45	4000 K 2697 lm

ELECTRONICS

-  **99106** | ON/OFF Driver (max. 1 art.)
-  **99115** | 1-10V / PUSH (max. 1 art.)
-  **99114** | DALI / PUSH (max. 1 art.)

ACCESSORIES

-  **60830** | Shim (plasterboard 12,5 mm kit - 4 pieces)

GYPSUM EYE



IT

– Incasso dalla superficie concava in gesso che rende invisibile la sorgente e ammorbidisce la luce in uscita.

EN

– Recessed-mounted concave plaster casing that makes the source invisible and softens the light beam.

ES

– Foco de empotrar, con superficie cóncava de yeso, que convierte en invisible la fuente y suaviza la luz en la salida.

DE

– Einbaustrahler mit konkaver Oberfläche aus Gips, die die Lichtquelle unsichtbar macht und ein weiches Licht abstrahlt.

FR

– Encastrement depuis la surface concave en plâtre qui rend invisible la source et adoucit la lumière en sortie.

PY

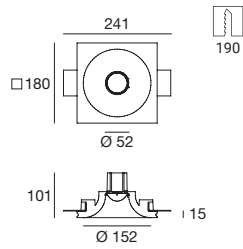
– Вогнутая гипсовая поверхность делает источник незаметным и смягчает выходящий из него свет.









GYPSUM_EYE1

arrayLED 7 W | CRI 80



TYPE	CODE	COLOUR
<input type="checkbox"/> WHITE	8867	3000 K 830 lm
<input type="checkbox"/> WHITE	8867N	4000 K 910 lm

ELECTRONICS

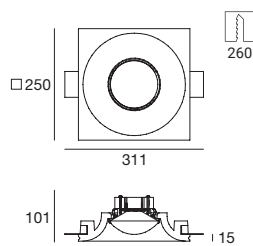
-  **99243** | ON/OFF Driver (max. 1 art.)
-  **99147** | ON/OFF Driver (1-3 art.)
-  **99115** | 1-10 V / PUSH (1-3 art.)
-  **99114** | PUSH / DALI (1-3 art.)

ACCESSORIES

-  **60830** | Shim (plasterboard 12,5 mm kit - 4 pieces)




GYPSUM_EYE2

arrayLED 12,5 W | CRI 80




TYPE	CODE	COLOUR
<input type="checkbox"/> WHITE	60852W50	3000 K 1876 lm
<input type="checkbox"/> WHITE	60852N50	4000 K 1938 lm

ELECTRONICS

-  **99126** | ON/OFF Driver (max. 1 art.)
-  **99115** | 1-10 V / PUSH (max. 1 art.)
-  **99114** | DALI / PUSH (max. 1 art.)

ACCESSORIES

-  **60830** | Shim (plasterboard 12,5 mm kit - 4 pieces)

G Y P S U M Q + D



IT

– Forme compatte a sezione quadrata o rettangolare, cornice in gesso dalla superficie verniciabile per un'integrazione totale con il soffitto.

EN

– Compact square or rectangular shapes, gypsum frame with a paintable surface for seamless integration with the ceiling.

ES

– Formas compactas con sección cuadrada o rectangular, marco de yeso y superficie con acabado de pintura, para lograr una integración total con el techo.

DE

– Kompakte Formen mit quadratischem oder rechteckigem Querschnitt und Gipsrahmen mit lackierbarer Oberfläche für ein vollständiges Einfügen in die Decke.


FR

– Forme compacte de section carrée ou rectangulaire, cadre en plâtre avec la surface à vernir pour une intégration totale en plafond.

PY

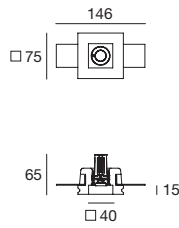
– Компактные формы с квадратным или прямоугольным сечением, рама из гипса (с возможностью окраски) для полной интеграции с потолком.





GYPSUM_QC1

powerLED 1,5 W | CRI 80



TYPE	CODE	COLOUR
<input type="checkbox"/> WHITE	64500W60	3000 K 144 lm
<input type="checkbox"/> WHITE	64500N60	4000 K 180 lm

ELECTRONICS

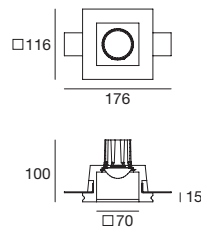
	99195 ON/OFF Driver (1-2 art.)	
	99128 ON/OFF Driver (3-6 art.)	
	99115 1-10 V / PUSH (1-12 art.)	
	99114 DALI / PUSH (1-12 art.)	

ACCESSORIES

	60830 Shim (plasterboard 12,5 mm kit - 4 pieces)
--	---

GYPSUM_QC2

arrayLED 7 W | CRI 80



TYPE	CODE	COLOUR
<input type="checkbox"/> WHITE	8865	3000 K 830 lm
<input type="checkbox"/> WHITE	8865N	4000 K 910 lm

ELECTRONICS

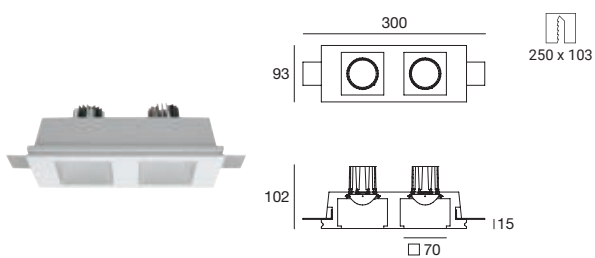
	99243 ON/OFF Driver (max. 1 art.)
	99147 ON/OFF Driver (1-3 art.)
	99115 1-10 V / PUSH (1-3 art.)
	99114 PUSH / DALI (1-3 art.)

ACCESSORIES

	60830 Shim (plasterboard 12,5 mm kit - 4 pieces)
	60840 Glass

GYPSUM_QC3

arrayLED 7x2 W | CRI 80





TYPE	CODE	COLOUR
<input type="checkbox"/> WHITE	8871	3000 K 2x830 lm
<input type="checkbox"/> WHITE	8871N	4000 K 2x910 lm

ELECTRONICS

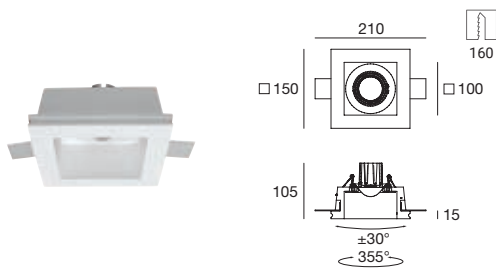
-  **99147** | ON/OFF Driver (max. 1 art.)
-  **99115** | 1-10V / PUSH (max. 1 art.)
-  **99345** | PUSH / DALI (max. 1 art.)

ACCESSORIES

-  **60830** | Shim (plasterboard 12,5 mm kit - 4 pieces)
-  **60840** | Glass (x1)





GYPSUM_QC4

arrayLED 7 W | CRI 80




TYPE	CODE	COLOUR
<input type="checkbox"/> WHITE	8860	3000 K 830 lm
<input type="checkbox"/> WHITE	8860N	4000 K 910 lm

ELECTRONICS

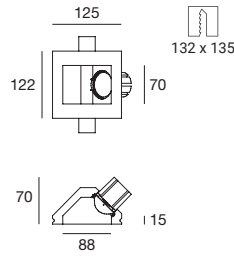
-  **99243** | ON/OFF Driver (max. 1 art.)
-  **99147** | ON/OFF Driver (1-3 art.)
-  **99115** | 1-10 V / PUSH (1-3 art.)
-  **99114** | PUSH / DALI (1-3 art.)

ACCESSORIES

-  **60830** | Shim (plasterboard 12,5 mm kit - 4 pieces)





GYPSUM_QCY

arrayLED 7 W | CRI 80




TYPE	CODE	COLOUR
<input type="checkbox"/> WHITE	8869	3000 K 830 lm
<input type="checkbox"/> WHITE	8869N	4000 K 910 lm

ELECTRONICS

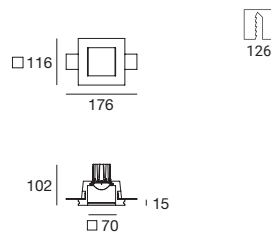
-  **99243** | ON/OFF Driver (max. 1 art.)
-  **99147** | ON/OFF Driver (1-3 art.)
-  **99115** | 1-10 V / PUSH (1-3 art.)
-  **99114** | PUSH / DALI (1-3 art.)

ACCESSORIES

-  **60830** | Shim (plasterboard 12,5 mm kit - 4 pieces)




GYPSUM_QD1

arrayLED 9,3 W | CRI 80




TYPE	CODE	COLOUR
<input type="checkbox"/> WHITE	63830W00	3000 K 1364 lm
<input type="checkbox"/> WHITE	63830N00	4000 K 1408 lm

ELECTRONICS

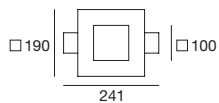
-  **62424** | ON/OFF Driver (max. 1 art.)
-  **62431** | 1-10V / PUSH (max. 1 art.)
-  **62432** | DALI / PUSH (max. 1 art.)

ACCESSORIES

-  **60830** | Shim (plasterboard 12,5 mm kit - 4 pieces)

GYPSUM_QD2

arrayLED 12,5 W | CRI 80



170



TYPE	CODE	COLOUR
<input type="checkbox"/> WHITE	63820W00	3000 K 1876 lm
<input type="checkbox"/> WHITE	63820N00	4000 K 1938 lm

ELECTRONICS



99126 | ON/OFF Driver (max. 1 art.)



99115 | 1-10V / PUSH (max. 1 art.)



99114 | DALI / PUSH (max. 1 art.)

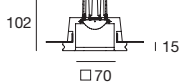
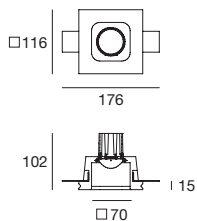
ACCESSORIES



60830 | Shim (plasterboard 12,5 mm kit - 4 pieces)

GYPSUM_QRD

arrayLED 7 W | CRI 80



126



TYPE	CODE	COLOUR
<input type="checkbox"/> WHITE	8870	3000 K 830 lm
<input type="checkbox"/> WHITE	8870N	4000 K 910 lm

ELECTRONICS



99243 | ON/OFF Driver (max. 1 art.)



99147 | ON/OFF Driver (1-3 art.)



99115 | 1-10 V / PUSH (1-3 art.)



99114 | PUSH / DALI (1-3 art.)

ACCESSORIES



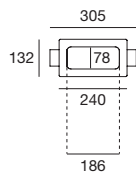
60830 | Shim (plasterboard 12,5 mm kit - 4 pieces)



60840 | Glass

GYPSUM_D1 DRIVER INCLUDED

topLED 13 W | 220-240 V | CRI 80



TYPE

WHITE

CODE

8872

COLOUR

3000 K
1610 lm

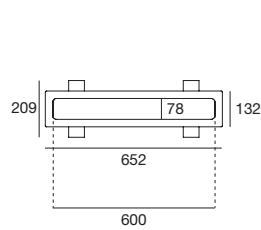
ACCESSORIES



60830 | Shim (plasterboard 12,5 mm kit - 4 pieces)

GYPSUM_D2 DRIVER INCLUDED

topLED 32 W | 220-240 V | CRI 80



TYPE

WHITE

CODE

8873

COLOUR

3000 K
4140 lm

ACCESSORIES



60830 | Shim (plasterboard 12,5 mm kit - 4 pieces)

GYPSUM S



IT

– Forme semplici a semincasso, facilmente componibili e con ingombri minimi. La cornice in gesso, verniciabile, scherma la sorgente per massimizzare il comfort visivo.

EN

– Simple semi-recessed fixtures, easily assembled and with minimal dimensions. The paintable plaster frame shields the source in order to maximize visual comfort.

ES

– Formas simples semiempotrables, fácilmente componibles y con dimensiones mínimas. El marco de yeso, con acabado de pintura, protege la fuente para maximizar el confort visual.

DE

– Halbeinbaustrahler mit schlichten Formen, einfach kombinierbar und mit minimalem Platzbedarf. Der lackierbare Gipsrahmen schirmt die Lichtquelle ab, für maximalen Sehkomfort.


FR

– Des formes simples à demi-encastrement, facilement composables et avec des dimensions minimum. Le cadre en plâtre, avec laquage possible, protège la source pour optimiser le confort visuel.

PY

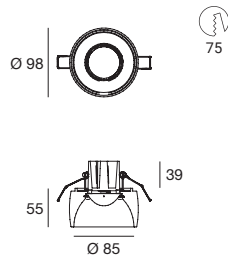
– Простые полувстроенные формы, которые легко компонуются и обладают небольшими размерами. Рама из гипса (с возможностью окраски), экранирует источник света для максимально комфортного для глаз освещения.









GYPSUM_SR

arrayLED 7 W | CRI 80



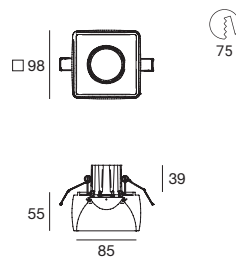
TYPE	CODE	COLOUR
<input type="checkbox"/> WHITE	8864	3000 K 830 lm
<input type="checkbox"/> WHITE	8864N	4000 K 910 lm

ELECTRONICS

-  **99243** | ON/OFF Driver (max. 1 art.)
-  **99147** | ON/OFF Driver (1-3 art.)
-  **99115** | 1-10 V / PUSH (1-3 art.)
-  **99114** | PUSH / DALI (1-3 art.)





GYPSUM_SQ

arrayLED 7 W | CRI 80



TYPE	CODE	COLOUR
<input type="checkbox"/> WHITE	8863	3000 K 830 lm
<input type="checkbox"/> WHITE	8863N	4000 K 910 lm

ELECTRONICS

-  **99243** | ON/OFF Driver (max. 1 art.)
-  **99147** | ON/OFF Driver (1-3 art.)
-  **99115** | 1-10 V / PUSH (1-3 art.)
-  **99114** | PUSH / DALI (1-3 art.)

GYPSUM W



IT

– Luce segnapasso di varie forme, con cornice in gesso verniciabile per una perfetta integrazione con la superficie d'installazione. Disponibile anche nelle versioni applique con struttura rettangolare a vista.

DE

– Wegeleuchte in verschiedenen Formen mit lackierbarem Gipsrahmen für das perfekte Einfügen der Leuchte in die Installationsoberfläche. Erhältlich auch in den Versionen als Wandleuchte mit rechteckigem Gehäuse in Sicht.

EN

– Path marker lights of various shapes, with paintable plaster frame for seamless integration with installation surface. Also available as wall lights with visible rectangular structure.

FR

– Applique chemin lumineux de différentes formes, avec cadre en plâtre et laquage possible pour une parfaite intégration avec la surface d'installation. Disponible aussi dans les versions applique avec structure rectangulaire apparente.


ES


– Luz para balizamiento de varias formas, con marco de yeso, con acabado de pintura, para lograr una perfecta integración con la superficie de instalación. Disponible también en las versiones aplique con estructura rectangular visible.

PY


– Сигнальный светильник разных форм, с рамой из гипса (с возможностью окраски) для абсолютной интеграции с установочной поверхностью. Предлагается также в варианте бра с находящейся на виду прямоугольной конструкцией.







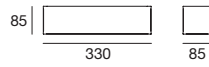






GYPSUM_W1 MONO EMISSION

topLED 7,5 W | 220-240 V | CRI 80



TYPE

WHITE

WHITE

CODE

60834W00

60834N00


COLOUR

3000 K
1104 lm

4000 K
1170 lm

GYPSUM_W2 BI EMISSION

topLED 15 W | 220-240 V | CRI 80



TYPE

WHITE

WHITE

CODE

60817W00

60817N00

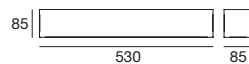
COLOUR

3000 K
1927 lm

4000 K
2044 lm

GYPSUM_W3 BI EMISSION

topLED 25 W | 220-240 V | CRI 80



TYPE

WHITE

WHITE

CODE

60819W00

60819N00

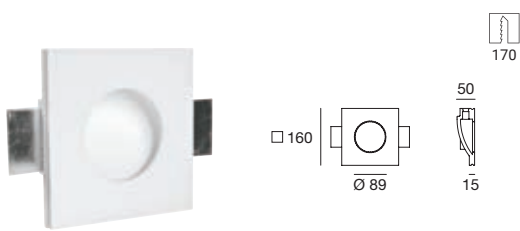
COLOUR

3000 K
3315 lm

4000 K
3510 lm

GYPSUM_WR1

powerLED 1 W | CRI 80



TYPE	CODE	COLOUR
<input type="checkbox"/> WHITE	60813W00	3000 K 130 lm
<input type="checkbox"/> WHITE	60813N00	4000 K 140 lm

ELECTRONICS

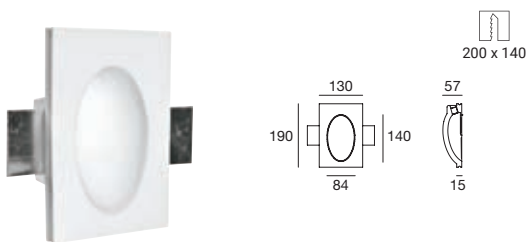
	89144 ON/OFF Driver (1-2 art.)	
	89145 ON/OFF Driver (3-6 art.)	
	99115 1-10V /PUSH (1-15 art.)	
	99114 DALI /PUSH (1-15 art.)	

ACCESSORIES

	60830 Shim (plasterboard 12,5 mm kit - 4 pieces)
	60837 Outer casing

GYPSUM_WR2

powerLED 1 W | CRI 80



TYPE	CODE	COLOUR
<input type="checkbox"/> WHITE	60815W00	3000 K 130 lm
<input type="checkbox"/> WHITE	60815N00	4000 K 140 lm

ELECTRONICS

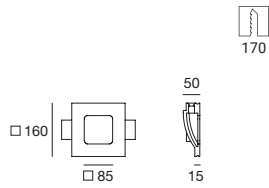
	89144 ON/OFF Driver (1-2 art.)	
	89145 ON/OFF Driver (3-6 art.)	
	99115 1-10V /PUSH (1-15 art.)	
	99114 DALI /PUSH (1-15 art.)	

ACCESSORIES

	60830 Shim (plasterboard 12,5 mm kit - 4 pieces)
	60838 Outer casing

GYPSUM_WRQ

powerLED 1 W | CRI 80



TYPE	CODE	COLOUR
<input type="checkbox"/> WHITE	60814W00	3000 K 130 lm
<input type="checkbox"/> WHITE	60814N00	4000 K 140 lm

ELECTRONICS

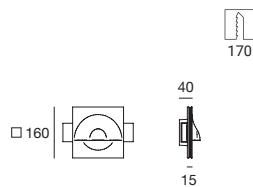
	89144 ON/OFF Driver (1-2 art.)	
	89145 ON/OFF Driver (3-6 art.)	
	99115 1-10V /PUSH (1-15 art.)	
	99114 DALI /PUSH (1-15 art.)	

ACCESSORIES

	60830 Shim (plasterboard 12,5 mm kit - 4 pieces)
	60837 Outer casing

GYPSUM_WRX

powerLED 1 W | CRI 80



TYPE	CODE	COLOUR
<input type="checkbox"/> WHITE	60910W00	3000 K 130 lm
<input type="checkbox"/> WHITE	60910N00	4000 K 140 lm

ELECTRONICS

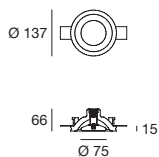
	89144 ON/OFF Driver (1-2 art.)	
	89145 ON/OFF Driver (3-6 art.)	
	99115 1-10V /PUSH (1-15 art.)	
	99114 DALI /PUSH (1-15 art.)	

ACCESSORIES

	60830 Shim (plasterboard 12,5 mm kit - 4 pieces)
	61260 Outer casing

GYPSUM_WR3

powerLED 1 W | CRI 80



147



TYPE	CODE	COLOUR
<input type="checkbox"/> WHITE	60811W00	3000 K 130 lm
<input type="checkbox"/> WHITE	60811N00	4000 K 140 lm

ELECTRONICS

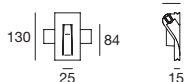
	89144 ON/OFF Driver (1-2 art.)	
	89145 ON/OFF Driver (3-6 art.)	
	99115 1-10V /PUSH (1-15 art.)	
	99114 DALI /PUSH (1-15 art.)	

ACCESSORIES

	60830 Shim (plasterboard 12,5 mm kit - 4 pieces)
	60836 Outer casing

GYPSUM_WF1

powerLED 1 W | CRI 80



140 x 80



47



TYPE	CODE	COLOUR
<input type="checkbox"/> WHITE	60920W70	3000 K 130 lm
<input type="checkbox"/> WHITE	60920N70	4000 K 140 lm

ELECTRONICS

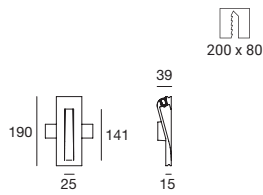
	89144 ON/OFF Driver (1-2 art.)	
	89145 ON/OFF Driver (3-6 art.)	
	99115 1-10V /PUSH (1-15 art.)	
	99114 DALI /PUSH (1-15 art.)	

ACCESSORIES

	60830 Shim (plasterboard 12,5 mm kit - 4 pieces)
	61270 Outer casing

GYPSUM_WF2

powerLED 1 W | CRI 80



TYPE	CODE	COLOUR
<input type="checkbox"/> WHITE	60930W70	3000 K 130 lm
<input type="checkbox"/> WHITE	60930N70	4000 K 140 lm

ELECTRONICS

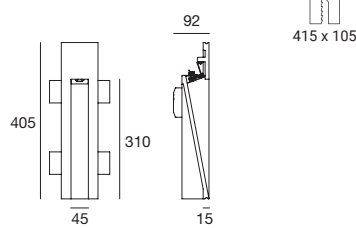
	89144 ON/OFF Driver (1-2 art.)	
	89145 ON/OFF Driver (3-6 art.)	
	99115 1-10V / PUSH (1-15 art.)	
	99114 DALI / PUSH (1-15 art.)	

ACCESSORIES

	60830 Shim (plasterboard 12,5 mm kit - 4 pieces)
	61280 Outer casing

GYPSUM_WF3 DRIVER INCLUDED

powerLED 2 W | 220-240 V | CRI 80



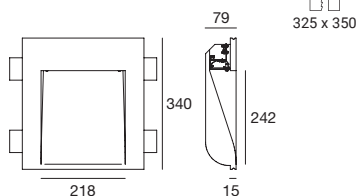
TYPE	CODE	COLOUR
<input type="checkbox"/> WHITE	60680W70	3000 K 170 lm
<input type="checkbox"/> WHITE	60680N70	4000 K 180 lm

ACCESSORIES

	60830 Shim (plasterboard 12,5 mm kit - 4 pieces)
	64180 Outer casing

GYPSUM_WF4 DRIVER INCLUDED

powerLED 8 W | 220-240 V | CRI 80



TYPE	CODE	COLOUR
<input type="checkbox"/> WHITE	61390W00	3000 K 576 lm
<input type="checkbox"/> WHITE	61390N00	4000 K 720 lm

ACCESSORIES

	60830 Shim (plasterboard 12,5 mm kit - 4 pieces)
	61290 Outer casing

MONO SYSTEM



IT

– Cavo a due conduttori in alluminio o rame + sostegno in acciaio, posto in tensione tra due pareti. I corpi illuminanti vengono posizionati lungo il cavo tramite apposita estremità di fissaggio.

EN

– Two-conductor aluminium or copper cable + steel support, mounted wall to wall. The lighting fixtures are placed along the cable and anchored through a special fixing system.

ES

– Cable de dos conductores de aluminio o cobre + soporte de acero, tensado entre dos paredes. Los cuerpos de iluminación se sitúan en el cable mediante los extremos correspondientes de fijación.

DE

– Seil mit zwei Leitern aus Aluminium oder Kupfer + Halterung aus Stahl, das zwei Wänden gespannt wird. Die Leuchten werden mit den dafür vorgesehenen Befestigungen am Seil positioniert.

FR

– Câble à deux conducteurs en aluminium ou cuivre + soutien en acier, mis en tension entre deux parois. Les corps lumineux sont positionnés le long du câble au moyen de l'extrémité de fixation prévue.

PY

– Трос с двумя проводниками из алюминия или меди + опора из стали, устанавливается путем натяжения между двумя стенами. Светильники закрепляются вдоль троса при помощи расположенного на конце крепления.







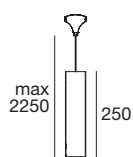






BATON-C_1

arrayLED 8 W | 220-240 V | CRI 80

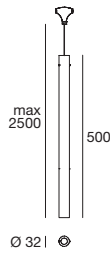


Ø 60 |

TYPE	CODE	COLOUR
WHITE / BLACK	64652W70	3000 K
WHITE / GOLD	64653W70	988 lm

BATON-C_2

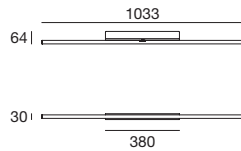
arrayLED 3 W | 220-240 V | CRI 80



TYPE	CODE	COLOUR
WHITE / BLACK	64656W50	3000 K
WHITE / GOLD	64657W50	325 lm

CIRCULAR-C

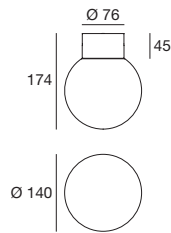
topLED 17 W | 220-240 V | CRI 80



TYPE	CODE	COLOUR
WHITE	8445	3000 K
GREY	8446	2191 lm

OH!-C1

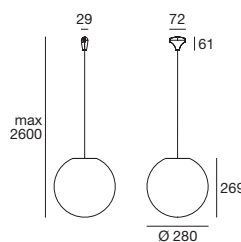
topLED 6 W | 220-240 V | CRI 80



TYPE	CODE	COLOUR
WHITE	10115	3000 K
GREY	10116	727 lm

OH!-C2_280

topLED 8 W | 220-240 V | CRI 90



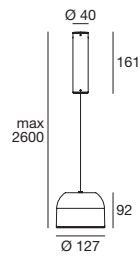
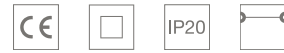
TYPE	CODE	COLOUR
WHITE	10140	3000 K 1002 lm



Included

OUTLOOK-C

arrayLED 11 W | 220-240 V | CRI 80



TYPE

WHITE



Included

CODE

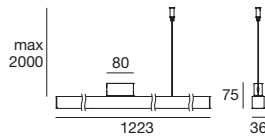
8422

COLOUR

3000 K
1162 lm

ORIENT-C_1 LED

topLED 30 W | 220-240 V | CRI 80



TYPE

WHITE

GREY

WHITE

GREY

CODE

64244W00

64245W00

64244N00

64245N00

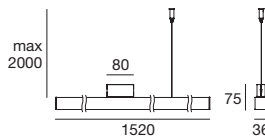
COLOUR

3000 K
3569 lm

4000 K
3780 lm

ORIENT-C_2 FLUO

G5 | 220-240 V



TYPE

WHITE

GREY

CODE

59734

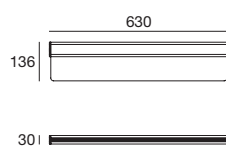
59735

SOURCE

1x54 W Max
Fluorescent

TRIX-C

topLED 19 W | 220-240 V | CRI 80



TYPE

WHITE

GREY

CODE

8429

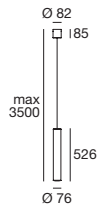
8430

COLOUR

3000 K
2050 lm

TU-V-C

topLED 20 W | 220-240 V | CRI 90



TYPE

□ WHITE



Included

CODE

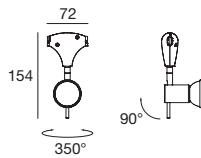
8650

COLOUR

3000 K
2331 lm

ANDROMEDA-C_1

GU10 | 220-240 V



TYPE

□ WHITE
 □ CHROME
 □ NICKEL
 ■ RUST

CODE

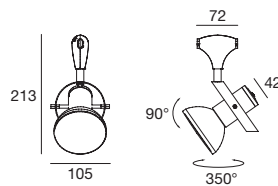
TR4304-4R
TR4304-3
TR4304-48
TR4304-9

SOURCE

1x42 W Max
Halogen
(LED Bulbs compatible)

ANDROMEDA-C_2

E27 | 220-240 V



TYPE

□ CHROME
 □ NICKEL
 ■ RUST

CODE

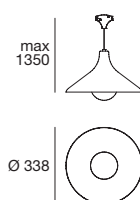
TR4303-3
TR4303-48
TR4303-9

SOURCE

1x77 W Max
Halogen PAR30
(LED Bulbs compatible)

BELL-C

E27 | 220-240 V



TYPE

■ RUST

CODE

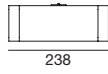
TR4317-9

SOURCE

1x20 W
Fluorescent
(LED Bulbs compatible)

ORION-C_1

G9 | 220-240 V



TYPE

WHITE /
 TRANSP. GLASS

CODE

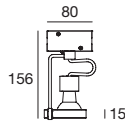
59754

SOURCE

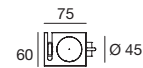
2x33 W Max
Halogen
(LED Bulbs
compatible)

ORION-C_2

GU10 | 220-240 V



115



TYPE

WHITE
 GREY

CODE

59744

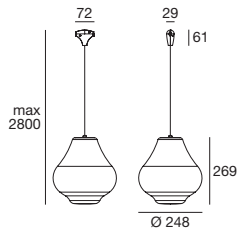
59745

SOURCE

1x42 W Max
Halogen
(LED Bulbs
compatible)

SISTERS-C_248

E27 | 220-240 V



TYPE

WHITE

CODE

8653

SOURCE

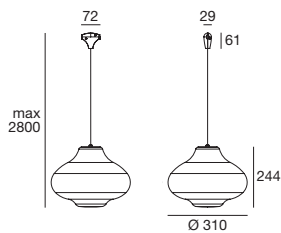
1x46 W Max
Halogen
(LED Bulbs
compatible)



Included

SISTERS-C_310

E27 | 220-240 V



TYPE

WHITE

CODE

8656

SOURCE

1x46 W Max
Halogen
(LED Bulbs
compatible)



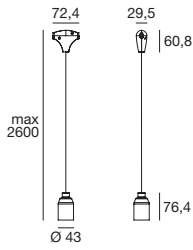
Included

THANK YOU-C_NAKED (+ OPTIONAL LAMPSHADE)

E27 | 220-240 V



(OPTIONAL LAMPSHADE)
example: code **KIT0008**



TYPE	CODE
WHITE / TRANSPARENT	8223

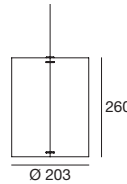
SOURCE
1x57 W Max
Halogen
(LED Bulbs compatible)

+

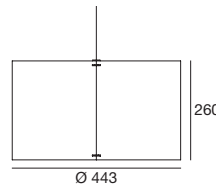


Included

OPTIONAL LAMPSHADES



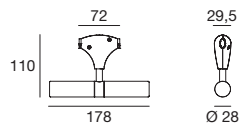
ASH WOOD	KIT0007
MESH	KIT0008



ASH WOOD	KIT0009
MESH	KIT0010

TEK-C_1

G9 | 220-240 V

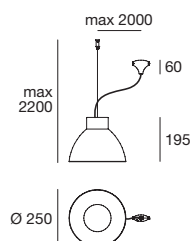


TYPE	CODE
CHROME	TR4302-3
NICKEL	TR4302-48
RUST	TR4302-9

SOURCE
2x33 W Max
Halogen
(LED Bulbs compatible)

CAMPANA-C

E27 | 220-240 V



TYPE	CODE
CHROME	TR4310-3
NICKEL	TR4310-48

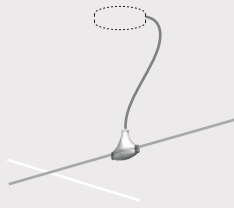
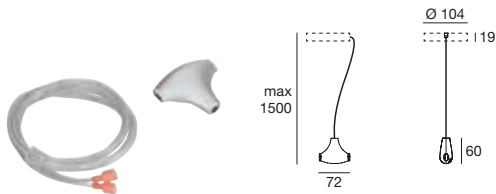
SOURCE
1x20 W Max
Fluorescent
(LED Bulbs compatible)

FASTENING KIT WALL AND CEILING



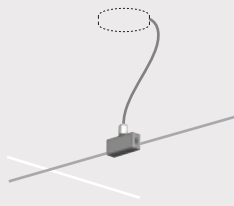
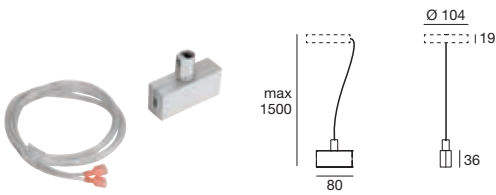
TYPE	CODE
WHITE	TR4111-4
GREY	TR4111-5
RUST	TR4111-9
CHROME	TR4111-3
NICKEL	TR4111-8

POWER SUPPLY KIT



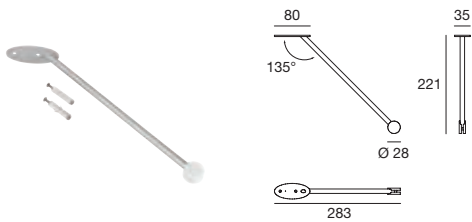
TYPE	L (mm)	CODE
WHITE	1500	8706
RUST	1500	8707
CHROME	1500	8708
CHAMP. / NICKEL	1500	8709

POWER SUPPLY KIT



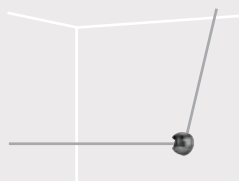
TYPE	L (mm)	CODE
WHITE	1500	8711
GREY	1500	8712

SPACER



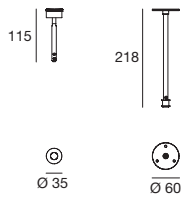
TYPE	CODE
WHITE	TR4114-4
GREY	TR4114-5
RUST	TR4114-9
CHROME	TR4114-3
NICKEL	TR4114-8

WALL SWITCH KIT



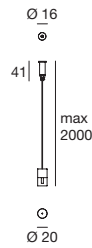
TYPE	CODE
CHROME	TR4120-3
NICKEL	TR4120-8

CEILING SWITCH KIT



TYPE	L (mm)	CODE
WHITE	1500	TR4117-4R
GREY	1500	TR4117-5
RUST	1500	TR4117-9
CHROME	1500	TR4117-3
NICKEL	1500	TR4117-8

SUPPORTING KIT



TYPE	L (mm)	CODE
WHITE	2000	TR4119-4
GREY	2000	TR4119-5
RUST	2000	TR4119-9
CHROME	2000	TR4119-3
NICKEL	2000	TR4119-48

CABLE

Supporting cable and two conductors, section 2x1,5 mm².



L (mm)	CODE
1000	TR4151
5000	TR4151-5
10000	TR4151-10
15000	TR4151-15
20000	TR4151-20
25000	TR4151-25
30000	TR4151-30
50000	TR4151-50

COPPER CABLE

Supporting cable and two copper conductors, section 2x1,5 mm².



L (mm)	CODE
1000	TR4152
5000	TR4152-5
10000	TR4152-10
15000	TR4152-15
20000	TR4152-20
25000	TR4152-25
30000	TR4152-30
50000	TR4152-50

150 SYSTEM



IT

– Cavo a due conduttori in alluminio o rame + sostegno in acciaio. Due cavi, paralleli, sono posti in tensione tra due pareti a 150 millimetri di distanza l'uno dall'altro. I corpi illuminanti vengono posizionati lungo il cavo tramite apposita estremità di fissaggio.

EN

– Two-conductor aluminium or copper cable + steel support. Two parallel cables mounted wall to wall separated by 150 mm. The lighting fixtures are placed along the cable and anchored by means of a special fixing system.

ES

– Cable de dos conductores de aluminio o cobre + soporte de acero. Dos cables, paralelos, tensados entre dos paredes a 150 milímetros de distancia entre sí. Los cuerpos de iluminación se sitúan en el cable mediante los extremos correspondientes de fijación.

DE

– Seil mit zwei Leitern aus Aluminium oder Kupfer + Halterung aus Stahl. Zwei parallele Seile werden im Abstand von 150 mm zwischen zwei Wänden gespannt. Die Leuchten werden mit den dafür vorgesehenen Befestigungen an den Seilen positioniert.

FR

– Câble à deux conducteurs en aluminium ou cuivre + soutien en acier. Deux câbles, parallèles, sont mis en tension entre deux parois à une distance de 150 millimètres l'un de l'autre. Les corps lumineux sont positionnés le long du câble au moyen de l'extrémité de fixation prévue.

PY

– Трос с двумя проводниками из алюминия или меди, опора из стали. Два параллельных троса натягиваются между двумя стенами на расстоянии 150 мм один от другого. Светильники закрепляются вдоль троса при помощи расположенного на конце крепления.





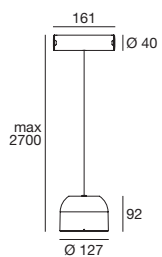






OUTLOOK-C15

topLED 11 W | 220-240 V | CRI 80



TYPE

□ WHITE



Included

CODE

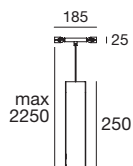
8423

COLOUR

3000 K
1162 lm

BATON-C15_1

arrayLED 8 W | 220-240 V | CRI80

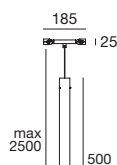


Ø 60

TYPE	CODE	COLOUR
WHITE / BLACK	64654W70	3000 K
WHITE / GOLD	64655W70	988 lm

BATON-C15_2

arrayLED 3 W | 220-240 V | CRI80

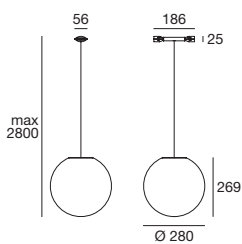


Ø 32

TYPE	CODE	COLOUR
WHITE / BLACK	64658W50	3000 K
WHITE / GOLD	64659W50	325 lm

OH!-C15_280

topLED 8 W | 220-240 V | CRI 90



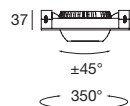
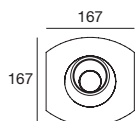
TYPE	CODE	COLOUR
WHITE	10141	3000 K 1002 lm



Included

SELF-C15_RJ

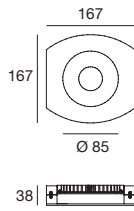
arrayLED 10 W | 220-240 V | CRI 80



TYPE	CODE	COLOUR
WHITE	64732W50	3000 K
GREY	64710W50	777 lm

SELF-C15_R

topLED 14 W | 220-240 V | CRI 80



TYPE

- WHITE
- GREY

CODE

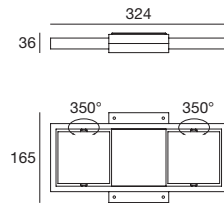
64731W00
64709W00

COLOUR

3000 K
1313 lm

TABLET-C15

topLED 20 W | 220-240 V | CRI 80



TYPE

- WHITE
- GREY

CODE

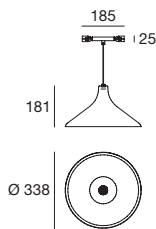
8435
8436

COLOUR

3000 K
1877 lm

BELL-C15

E27 | 220-240 V



TYPE

- RUST

CODE

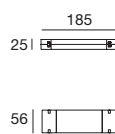
TR4217-9

SOURCE

1x20 W Max
Fluorescent
(LED Bulbs
compatible)

HALLEY-C15_1

R7s | 220-240 V



TYPE

- CHROME
- NICKEL
- RUST

CODE

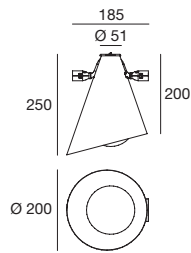
TR4200-3
TR4200-48
TR4200-9

SOURCE

1x80 W Max
Halogen 78 mm

HALLEY-C15_2

E27 | 220-240 V



TYPE

- CHROME
- NICKEL
- RUST

CODE

- 59223**
- 59228**
- 59229**

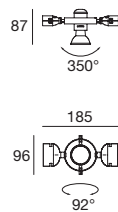
SOURCE

1x20 W Max
Fluorescent
(LED Bulbs
compatible)

White plastic diffuser.

HALLEY-C15_ J1

GU10 | 220-240 V



TYPE

- CHROME
- NICKEL
- RUST

CODE

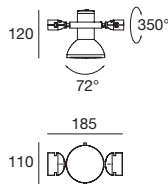
- TR4201-3**
- TR4201-48**
- TR4201-9**

SOURCE

1x42 W Max
Halogen
(LED Bulbs
compatible)

HALLEY-C15_ J2

E27 | 220-240 V



TYPE

- CHROME
- NICKEL
- RUST

CODE

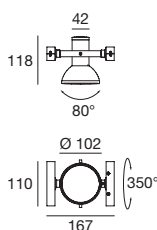
- TR4202-3**
- TR4202-48**
- TR4202-9**

SOURCE

1x77 W Max
Halogen PAR30
(LED Bulbs
compatible)

ORION-C15_ J

E27 | 220-240 V



TYPE

- WHITE
- GREY

CODE

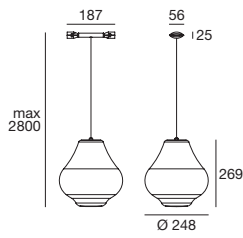
- 59114**
- 59115**

SOURCE

1x77 W
Halogen PAR30
(LED Bulbs
compatible)

SISTERS-C15_248

E27 | 220-240 V



TYPE

WHITE



Included

CODE

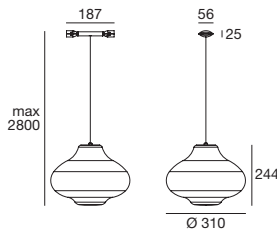
8654

SOURCE

1x46 W Max
Halogen
(LED Bulbs
compatible)

SISTERS-C15_310

E27 | 220-240 V



TYPE

WHITE



Included

CODE

8657

SOURCE

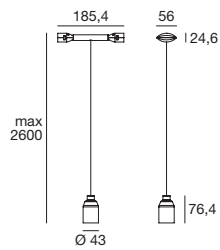
1x46 W Max
Halogen
(LED Bulbs
compatible)

THANK YOU-C15_NAKED (+ OPTIONAL LAMPSHADE)

E27 | 220-240 V



(OPTIONAL LAMPSHADE)
example: code **KIT0008**



TYPE

WHITE /
TRANSPARENT

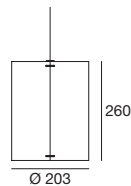
+

OPTIONAL LAMPSHADES

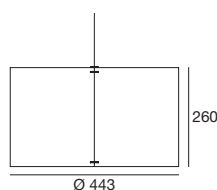
ASH WOOD **KIT0007**
 MESH **KIT0008**




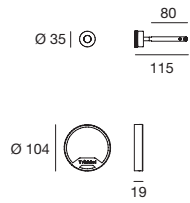
Included



ASH WOOD **KIT0009**
 MESH **KIT0010**

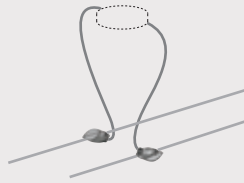
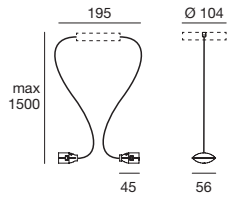


FASTENING KIT WALL AND CEILING




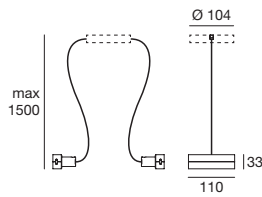
TYPE	CODE
WHITE	TR4109-4
GREY	TR4109-5
RUST	TR4109-9
CHROME	TR4109-3
NICKEL	TR4109-8

POWER SUPPLY KIT



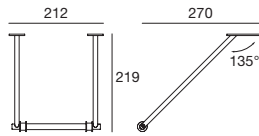
TYPE	L (mm)	CODE
RUST	1500	8718
CHROME	1500	8716
NICKEL	1500	8717

POWER SUPPLY KIT



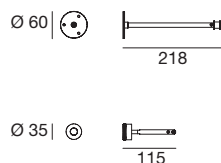
TYPE	L (mm)	CODE
WHITE	1500	8721
GREY	1500	8722

SPACER




TYPE	CODE
WHITE	TR4113-4
GREY	TR4113-5
RUST	TR4113-9
CHROME	TR4113-3
NICKEL	TR4113-8

CEILING SWITCH KIT

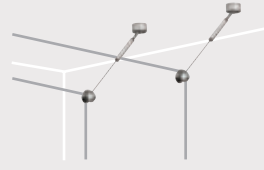


TYPE	L (mm)	CODE
WHITE	1500	TR4121-4R
GREY	1500	TR4121-5
RUST	1500	TR4121-9
CHROME	1500	TR4121-3
NICKEL	1500	TR4121-8

CEILING-WALL SWITCH KIT



TYPE	L (mm)	CODE
CHROME	1500	TR4124-3
NICKEL	1500	TR4124-8




WALL SWITCH KIT




TYPE	L (mm)	CODE
CHROME	1500	TR4104-3
NICKEL	1500	TR4104-8



SUPPORT KIT



TYPE	L (mm)	CODE
WHITE	2000	TR4103-4
GREY	2000	TR4103-5
RUST	2000	TR4103-9
CHROME	2000	TR4103-3
NICKEL	2000	TR4103-48



CABLE

Supporting cable and two conductors, section 2x1,5 mm².



L (mm)	CODE
1000	TR4151
5000	TR4151-5
10000	TR4151-10
15000	TR4151-15
20000	TR4151-20
25000	TR4151-25
30000	TR4151-30
50000	TR4151-50

COPPER CABLE

Supporting cable and two copper conductors, section 2x1,5 mm².



L (mm)	CODE
1000	TR4152
5000	TR4152-5
10000	TR4152-10
15000	TR4152-15
20000	TR4152-20
25000	TR4152-25
30000	TR4152-30
50000	TR4152-50

300 SYSTEM



IT

– Cavo a due conduttori in alluminio o rame + sostegno in acciaio. Due cavi, paralleli, sono posti in tensione tra due pareti a 300 millimetri di distanza l'uno dall'altro. I corpi illuminanti vengono posizionati lungo i cavi tramite apposita estremità di fissaggio.

EN

– Two-conductor aluminium or copper cable + steel support. Two parallel cables mounted wall to wall separated by 300 mm. The lighting fixtures are placed along the cables and anchored by means of a special fixing system.

ES

– Cable de dos conductores de aluminio o cobre + soporte de acero. Dos cables, paralelos, tensados entre dos paredes a 300 milímetros de distancia entre sí. Los cuerpos de iluminación se sitúan en los cables mediante los extremos correspondientes de fijación.

DE

– Seil mit zwei Leitern aus Aluminium oder Kupfer + Halterung aus Stahl. Zwei parallele Seile werden im Abstand von 300 mm zwischen zwei Wänden gespannt. Die Leuchten werden mit den dafür vorgesehenen Befestigungen an den Seilen positioniert.

FR

– Câble à deux conducteurs en aluminium ou cuivre + soutien en acier. Deux câbles, parallèles, sont mis en tension entre deux parois à une distance de 300 millimètres l'un de l'autre. Les corps lumineux sont positionnés le long du câble au moyen de l'extrémité de fixation prévue.

PY

– Трос с двумя проводниками из алюминия или меди, опора из стали. Два параллельных троса натягиваются между двумя стенами на расстоянии 300 мм один от другого. Светильники закрепляются вдоль тросов при помощи расположенного на конце крепления.



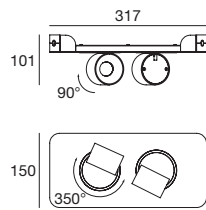






BEEBO-C30

topLED 18 W | 220-240 V | CRI 80



TYPE

- WHITE
- GREY

CODE

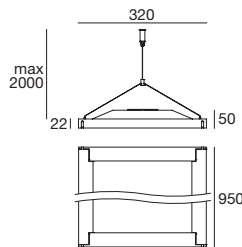
8442
8443

COLOUR

3000 K
2324 lm

MATRIX-C30

topLED 52 W | 220-240 V | CRI 80



TYPE

- WHITE
- GREY

CODE

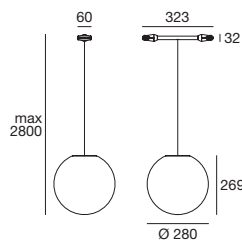
54284N00
54285N00

COLOUR

4000 K
5590 lm

OH!-C30_280

topLED 8 W | 220-240 V | CRI 80



TYPE

- WHITE

CODE

10142

COLOUR

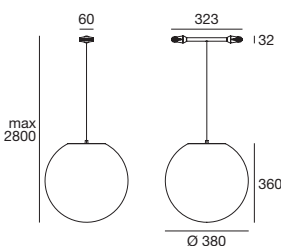
3000 K
1002 lm



Included

OH!-C30_380

topLED 18 W | 220-240 V | CRI 80



TYPE

- WHITE

CODE

10145

COLOUR

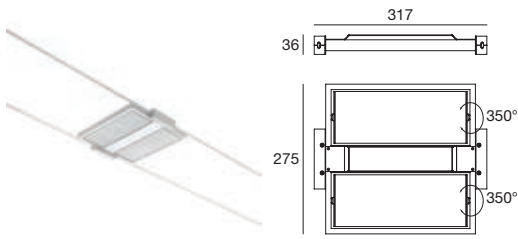
3000 K
1893 lm



Included

TABLET-C30

topLED 20 W | 220-240 V | CRI 80



TYPE	CODE	COLOUR
WHITE	8437	3000 K
GREY	8438	2914 lm

TRIX-C30_1

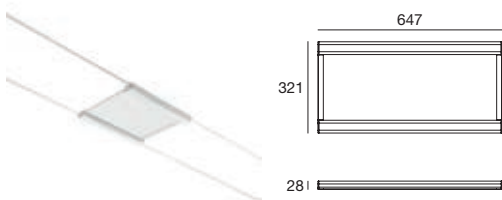
topLED 21 W | 220-240 V | CRI 80



TYPE	CODE	COLOUR
WHITE	8425	3000 K
GREY	8426	2050 lm

TRIX-C30_2

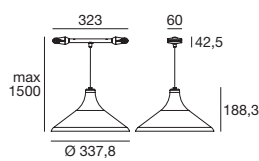
topLED 42 W | 220-240 V | CRI 80



TYPE	CODE	COLOUR
WHITE	8427	3000 K
GREY	8428	4512 lm

BELL-C30


E27 | 220-240 V

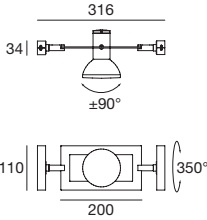








TYPE	CODE	SOURCE
RUST	8736	1x23 W Max Fluorescent (LED Bulbs compatible)


ORION-C30J

E27 | 220-240 V






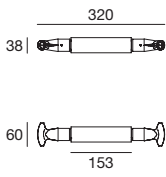









TYPE	CODE	SOURCE
 GREY	51545	1x77 W Max Halogen PAR30 (LED Bulbs compatible)


VEGA-C30_1





R7s | 220-240 V









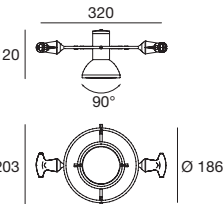








TYPE	CODE	SOURCE
 GREY	TR4000-5	1x200 W Max Halogen 114 mm (LED Bulbs compatible)
 RUST	TR4000-9	
 CHROME	TR4000-3	
 NICKEL	TR4000-48	




VEGA-C30_2

E27 | 220-240 V






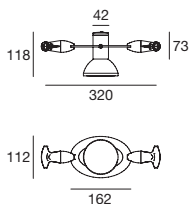













TYPE	CODE	SOURCE
 GREY	TR4014-5	1x77 W Max Halogen PAR30 (LED Bulbs compatible)
 CHROME	TR4014-3	
 NICKEL	TR4014-48	


VEGA-C30_3

E27 | 220-240 V


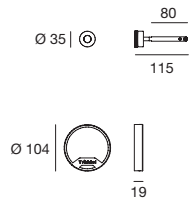




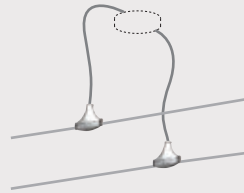
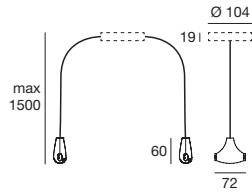
TYPE	CODE	SOURCE
 RUST	51456	1x77 W Max Halogen PAR30 (LED Bulbs compatible)

FASTENING KIT WALL AND CEILING




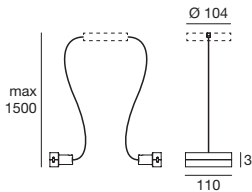
TYPE	CODE
WHITE	TR4109-4
GREY	TR4109-5
RUST	TR4109-9
CHROME	TR4109-3
NICKEL	TR4109-8

POWER SUPPLY KIT



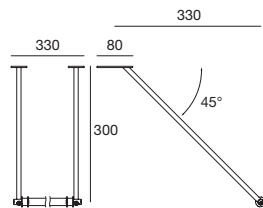
TYPE	L (mm)	CODE
GREY	1500	8729
RUST	1500	8728
CHROME	1500	8726
NICKEL	1500	8727

POWER SUPPLY KIT



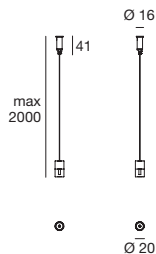
TYPE	L (mm)	CODE
WHITE	1500	8721
GREY	1500	8722

SPACER



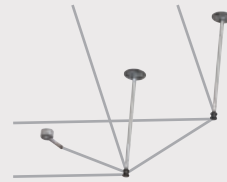
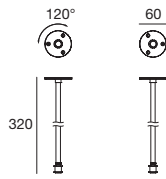
TYPE	CODE
WHITE	TR4101-4
GREY	TR4101-5
RUST	TR4101-9
CHROME	TR4101-3
NICKEL	TR4101-8

SUPPORT KIT



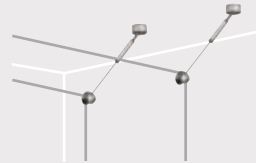
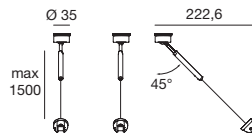
TYPE	L (mm)	CODE
WHITE	2000	TR4103-4
GREY	2000	TR4103-5
RUST	2000	TR4103-9
CHROME	2000	TR4103-3
NICKEL	2000	TR4103-8

CEILING SWITCH KIT



TYPE	L (mm)	CODE
WHITE	1500	TR4105-4R
GREY	1500	TR4105-5
RUST	1500	TR4105-9
CHROME	1500	TR4105-3
NICKEL	1500	TR4105-8

CEILING-WALL SWITCH KIT



TYPE	CODE
CHROME	TR4124-3
NICKEL	TR4124-8

WALL SWITCH KIT



TYPE	CODE
CHROME	TR4104-3
NICKEL	TR4104-8

CABLE

Supporting cable and two conductors, section 2x1,5 mm².



L (mm)	CODE
1000	TR4151
5000	TR4151-5
10000	TR4151-10
15000	TR4151-15
20000	TR4151-20
25000	TR4151-25
30000	TR4151-30
50000	TR4151-50

COPPER CABLE

Supporting cable and two copper conductors, section 2x1,5 mm².



L (mm)	CODE
1000	TR4152
5000	TR4152-5
10000	TR4152-10
15000	TR4152-15
20000	TR4152-20
25000	TR4152-25
30000	TR4152-30
50000	TR4152-50

FLOWER



IT

– Corpo diffondente in polietilene lineare bianco nelle versioni tavolo, seduta e vaso.

EN

– White linear polyethylene casing for diffused lighting, in its versions: table, sitting and pot.

ES

– Cuerpo de difusión en polietileno lineal blanco en sus versiones: mesa, asiento y maceta.

DE

– Leuchtkörper aus durchscheinendem, weißem, Polyethylen, bei der Tischversion bildet die Leuchte eine Vase

FR

– Corps diffusant en polyéthylène linéaire blanc pour les versions table, assise et vase.

PY

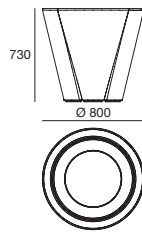
– Рассеивающий корпус из линейного белого полиэтилена, в трёх версиях.





FLOWER_FL TABLE

E27 | 220-240 V



TYPE

WHITE

CODE

15051

SOURCE

1x57 W Max
Halogen
(LED/FLUOR.
bulbs compatible)

ACCESSORIES



14992 | IP68 kit



14930 | Outer casing



14937 | Pegs



14040 | Weight



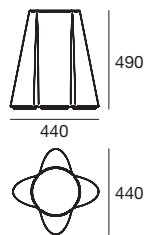
14041 | Anti-theft



052000 | RGB led lamp control kit 5 W

FLOWER_FL SEAT

E27 | 220-240 V



TYPE

WHITE

CODE

15059

SOURCE

1x30 W Max
Halogen
(LED/FLUOR.
bulbs compatible)

ACCESSORIES



14992 | IP68 kit



14930 | Outer casing



14937 | Pegs



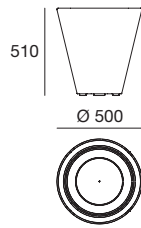
14040 | Weight



14041 | Anti-theft



052000 | RGB led lamp control kit 5 W



TYPE

WHITE

CODE

15055

SOURCE

1x46 W Max
Halogen
(LED/FLUOR.
bulbs compatible)



ACCESSORIES



14992 | IP68 kit



14931 | Pegs



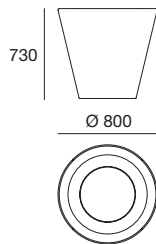
14043 | Glass



14044 | Anti-theft



052000 | RGB led lamp control kit 5 W



TYPE

WHITE

CODE

15053

SOURCE

1x57 W Max
Halogen
(LED/FLUOR.
bulbs compatible)



ACCESSORIES



14992 | IP68 kit



14937 | Pegs



14040 | Weight



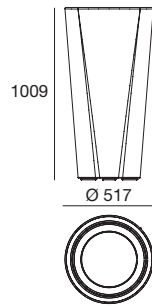
14041 | Anti-theft



14042 | Glass



052000 | RGB led lamp control kit 5 W



TYPE

WHITE

CODE

15057

SOURCE

1x57 W Max
Halogen
(LED/FLUOR.
bulbs compatible)

ACCESSORIES



14992 | IP68 kit



14937 | Pegs



14045 | Glass



14044 | Anti-theft



052000 | RGB led lamp control kit 5 W

MARGE



IT

– Lampada da terra con corpo diffondente e base d'appoggio in polietilene lineare bianco.

EN

– Floor lamp with a white linear polyethylene base and casing for diffused lighting.

ES

– Lámpara de suelo con cuerpo de difusión y base de apoyo en polietileno lineal blanco.

DE

– Leuchte für Draußen, Leuchtkörper und Fuß aus durchscheinendem klarem Polyethylen.

FR

– Lampe de sol avec corps diffusant et base d'appui en polyéthylène linéaire blanc.

PY

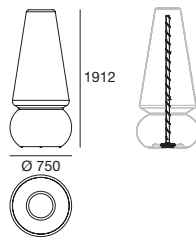
– Торшер с корпусом рассеивателя и опорное основание из линейного белого полиэтилена.





MARGE_FL65 RGB LED

stripLED 36 W | 220-240 V



TYPE

WHITE

CODE

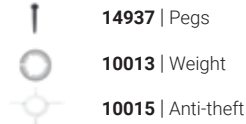
10000

COLOUR

RGB



ACCESSORIES



14937 | Pegs

10013 | Weight

10015 | Anti-theft

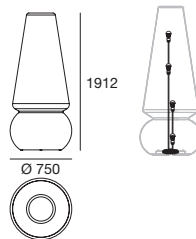
ELECTRONICS



14958 | RGB system

MARGE_FL65 E27

E27 | 220-240 V



TYPE

WHITE

CODE

10001

SOURCE

4x46 W Max
Halogen
(LED/FLUOR.
bulbs compatible)



ACCESSORIES



14937 | Pegs

10013 | Weight

10015 | Anti-theft

14991 | IP68 kit



052000 | RGB led lamp control kit 5 W
(recommended 4 codes 052000)



- 15 fixed colors
- white color
- 5 brightness levels
- 16 continuous cycle programs
- 68 colors automatic cycle
- possibility to operate multiple lamps with 1 remote without no sync

MY WHITE



IT

– Corpo diffondente in polietilene lineare bianco. Nelle versioni MiniWhite_Cover e Bond coperture in policarbonato. Supporti palo in Bayblend® (miscela PC-ABS).

EN

– White linear polyethylene casing for diffused lighting; in the MiniWhite_Cover and Bond versions the mounting frame is in polycarbonate; Bayblend® (PC-ABS mixture) pole supports.

ES

– Cuerpo de difusión de polietileno lineal blanco; en las versiones MiniWhite_Cover and Bond) la cobertura es en policarbonato; Soporte para poste en Bayblend® (mezcla PC-ABS)

DE

– Leuchtkörper aus durchscheinendem, weißem, Polyethylen. In der Version MiniWhite_Cover und Bond ist der Überzug aus PC. Der Fuß ist aus Bayblend® (PC-ABS Mischung)

FR

– Corps diffusant en polyéthylène linéaire blanc. Dans les versions MiniWhite_Cover et Bond couvertures en polycarbonate. Supports poteau en BayBlend® (mélange PC-ABS).

PY

– Рассеивающий корпус из линейного белого полиэтилена; Поликарбонат у версиях MiniWhite_Cover и Bond Крепление для Bayblend® (смесь поликарбоната и АБС).











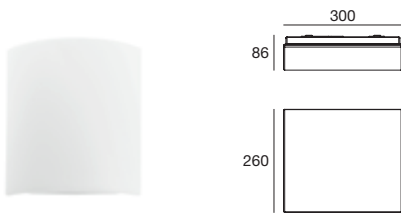






MYWHITE_U

topLED 11 W | 220-240 V | CRI 85



TYPE

WHITE

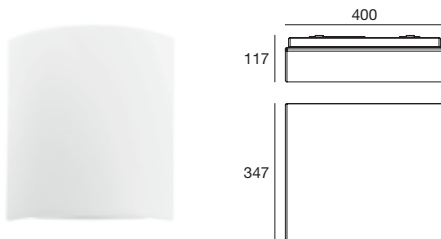
CODE

7889

COLOUR

3000 K
1246 lm

topLED 17 W | 220-240 V | CRI 85



TYPE

WHITE

CODE

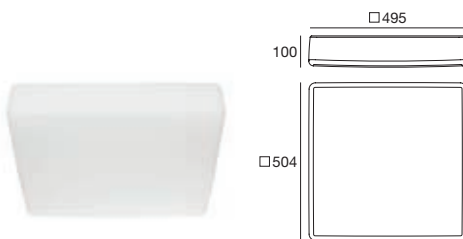
7890

COLOUR

3000 K
1800 lm

MYWHITE FULL LIGHT_Q

topLED 27 W | 220-240 V | CRI 90



TYPE

WHITE

CODE

8162

COLOUR

3000 K
3117 lm


WHITE

8162N

4000 K
3432 lm

MYWHITE FULL LIGHT_R

topLED 27 W | 220-240 V | CRI 90



TYPE

WHITE

CODE

8160

COLOUR

3000 K
3117 lm

WHITE

8160N

4000 K
3432 lm

MYWHITE_O

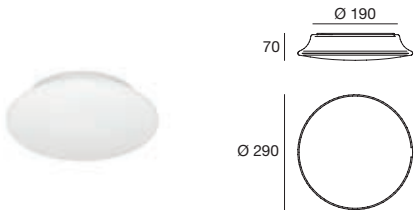
topLED 8 W | 220-240 V | CRI 85



TYPE	CODE	COLOUR
<input type="checkbox"/> WHITE	8027	3000 K 970 lm
<input type="checkbox"/> WHITE	8027N	4000 K 1108 lm

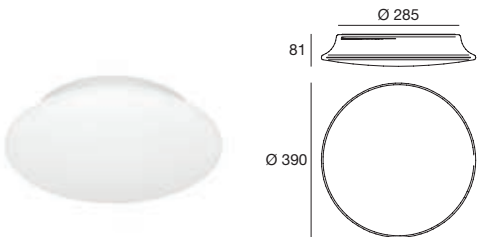
MYWHITE_R

topLED 10 W | 220-240 V | CRI 85



TYPE	CODE	COLOUR
<input type="checkbox"/> WHITE	7805	3000 K 1340 lm
<input type="checkbox"/> WHITE	7805N	4000 K 1530 lm

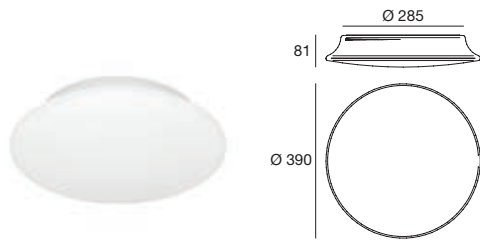
topLED 16 W | 220-240 V | CRI 85



TYPE	CODE	COLOUR
<input type="checkbox"/> WHITE	7806	3000 K 1662 lm
<input type="checkbox"/> WHITE	7806N	4000 K 1898 lm

MYWHITE_RSENSOR

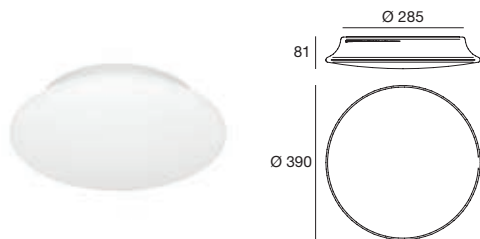
topLED 16 W | 220-240 V | CRI 85



TYPE	CODE	COLOUR
<input type="checkbox"/> WHITE	7806S	3000 K 1662 lm
<input type="checkbox"/> WHITE	7806NS	4000 K 1898 lm
	TIME	3 min.
	SENSITIVITY RANGE	Ø 5 m - H 2,7 m

MYWHITE_REMERGENCY

topLED 16 W | 220-240 V | CRI 85



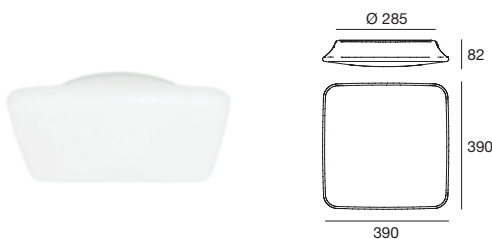
TYPE	CODE	COLOUR
<input type="checkbox"/> WHITE	7806E	3000 K 1662 lm
<input type="checkbox"/> WHITE	7806NE	4000 K 1898 lm
	EM AUTONOMY	3 hours
	EM BRIGHTNESS	14%

MYWHITE_Q

topLED 10 W | 220-240 V | CRI 85



TYPE	CODE	COLOUR
<input type="checkbox"/> WHITE	7807	3000 K 1340 lm
<input type="checkbox"/> WHITE	7807N	4000 K 1530 lm



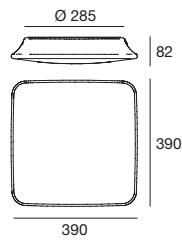
topLED 16 W | 220-240 V | CRI 85



TYPE	CODE	COLOUR
<input type="checkbox"/> WHITE	7808	3000 K 1662 lm
<input type="checkbox"/> WHITE	7808N	4000 K 1898 lm

MYWHITE_Q SENSOR

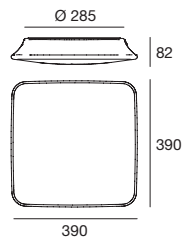
topLED 16 W | 220-240 V | CRI 85



TYPE	CODE	COLOUR
<input type="checkbox"/> WHITE	7808S	3000 K 1662 lm
<input type="checkbox"/> WHITE	7808NS	4000 K 1898 lm
	TIME	3 min.
	SENSITIVITY RANGE	Ø 5 m - H 2,7 m

MYWHITE_Q EMERGENCY

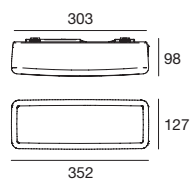
topLED 16 W | 220-240 V | CRI 85



TYPE	CODE	COLOUR
<input type="checkbox"/> WHITE	7808E	3000 K 1662 lm
<input type="checkbox"/> WHITE	7808NE	4000 K 1898 lm
	EM AUTONOMY	3 hours
	EM BRIGHTNESS	14%

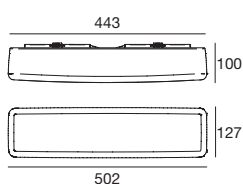
MYWHITE_B

topLED 11 W | 220-240 V | CRI 85



TYPE	CODE	COLOUR
<input type="checkbox"/> WHITE	7809	3000 K 1108 lm
<input type="checkbox"/> WHITE	7809N	4000 K 1265 lm

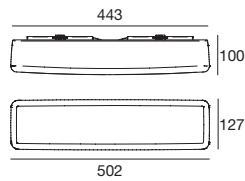
topLED 17 W | 220-240 V | CRI 85



TYPE	CODE	COLOUR
<input type="checkbox"/> WHITE	7810	3000 K 1801 lm
<input type="checkbox"/> WHITE	7810N	4000 K 2057 lm

MYWHITE_ B SENSOR

topLED 17 W | 220-240 V | CRI 85



TYPE

WHITE

WHITE

CODE

7810S

7810NS

COLOUR

3000 K
1801 lm

4000 K
2057 lm



TIME

3 min.

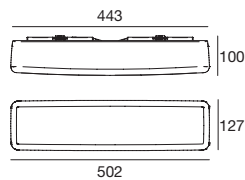


SENSITIVITY RANGE

Ø 5 m - H 2,7 m

MYWHITE_ B EMERGENCY

topLED 17 W | 220-240 V | CRI 85



TYPE

WHITE

WHITE

CODE

7810E

7810NE

COLOUR

3000 K
1801 lm

4000 K
2057 lm



EM AUTONOMY

3 hours

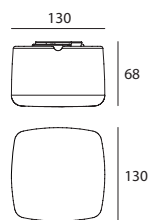


EM BRIGHTNESS

7%

MINIWHITE_ Q

topLED 4 W | 220-240 V | CRI 85



TYPE

WHITE

WHITE

CODE

8029

8029N

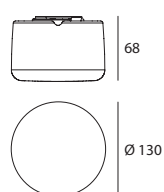
COLOUR

3000 K
400 lm

4000 K
462 lm

MINIWHITE_ R

topLED 4 W | 220-240 V | CRI 85



TYPE

WHITE

WHITE

CODE

8028

8028N

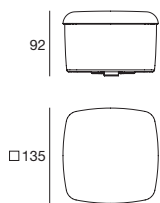
COLOUR

3000 K
400 lm

4000 K
462 lm

MINIWHITECOVER_Q

topLED 4 W | 220-240 V | CRI 80



TYPE

- WHITE
- BLACK

CODE

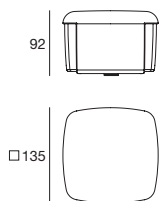
8031
8033

COLOUR

3000 K
405 lm

MINIWHITE COVER_ Q DOUBLE

topLED 4 W | 220-240 V | CRI 80



TYPE

- WHITE
- BLACK

CODE

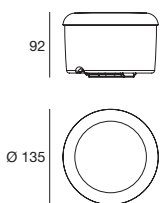

8032
8034

COLOUR

3000 K
405 lm

MINIWHITECOVER_R

topLED 4 W | 220-240 V | CRI 80



TYPE

- WHITE
- BLACK

CODE

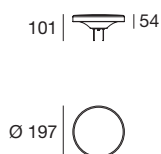
8030
8026

COLOUR

3000 K
405 lm

MYWHITE BOND_ HEAD (RELAMPING FOR Ø 60 POLES)

topLED 12 W | 220-240 V | CRI 80



TYPE

- BLACK

CODE

8660

COLOUR

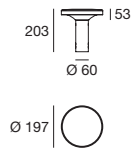
3000 K
1350 lm

ACCESSORIES

KIT0083 | IP68 kit

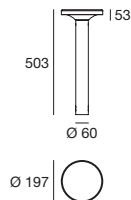
MYWHITE BOND

topLED 12 W | 220-240 V | CRI 80



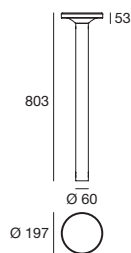
TYPE	CODE	COLOUR
BLACK	8663	3000 K 1350 lm
KIT IP68 included		

topLED 12 W | 220-240 V | CRI 80



TYPE	CODE	COLOUR
BLACK	8666	3000 K 1350 lm
KIT IP68 included		

topLED 12 W | 220-240 V | CRI 80



TYPE	CODE	COLOUR
BLACK	8669	3000 K 1350 lm
KIT IP68 included		

MYWHITE BOND_W

topLED 12 W | 220-240 V | CRI 80



TYPE	CODE	COLOUR
BLACK	8672	3000 K 1350 lm
KIT IP68 included		

O H !



IT

– Sfere di molteplici dimensioni in polietilene lineare bianco.

EN

– Balls of different dimensions in white linear polyethylene.

ES

– Bolas de dimensiones diferentes. Cuerpo en polietileno lineal blanco.

DE

– Kugeln in vielen Abmessungen aus durchscheinendem, weißem, Polyethylen.

FR

– Sphères de dimensions multiples en polyéthylène linéaire blanc.

PY

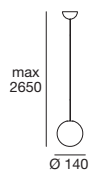
– Сферы многообразных размеров из линейного белого полиэтилена.







OH!_ P65 LED

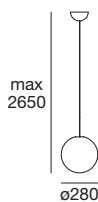


topLED 6 W | CRI 90

TYPE	CODE	COLOUR
<input type="checkbox"/> WHITE	15111	3000 K 726 lm

ELECTRONICS

KIT0066 | ON / OFF Driver (1-2 art.)

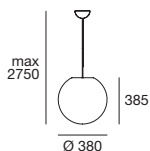


topLED 8 W | CRI 90

TYPE	CODE	COLOUR
<input type="checkbox"/> WHITE	15113	3000 K 1002 lm

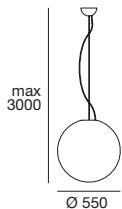
ELECTRONICS

KIT0066 | ON / OFF Driver (max. 1 art.)



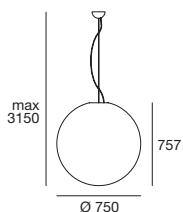
topLED 15 W | 220-240 V | CRI 90

TYPE	CODE	COLOUR
<input type="checkbox"/> WHITE	15106	3000 K 1893 lm



topLED 20 W | 220-240 V | CRI 90

TYPE	CODE	COLOUR
<input type="checkbox"/> WHITE	15110	3000 K 2652 lm



topLED 29 W | 220-240 V | CRI 90

TYPE	CODE	COLOUR
<input type="checkbox"/> WHITE	15115	3000 K 3674 lm

OH!_ S65 LED

topLED 8 W | 220-240 V | CRI 90



TYPE	CODE	COLOUR
<input type="checkbox"/> WHITE	15112	3000 K 1002 lm

ELECTRONICS

 **KIT0066** | ON / OFF Driver (max 1 art.)

topLED 15 W | 220-240 V | CRI 90



TYPE	CODE	COLOUR
<input type="checkbox"/> WHITE	15105	3000 K 1893 lm



topLED 20 W | 220-240 V | CRI 90



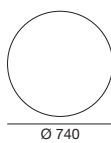
TYPE	CODE	COLOUR
<input type="checkbox"/> WHITE	15109	3000 K 2652 lm



topLED 29 W | 220-240 V | CRI 90



TYPE	CODE	COLOUR
<input type="checkbox"/> WHITE	15114	3000 K 3674 lm



OH!_ FL65 LED

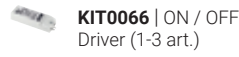
topLED 8 W | CRI 90



TYPE	CODE	COLOUR
------	------	--------

<input type="checkbox"/> WHITE	15190	3000 K 1002 lm
--------------------------------	--------------	-------------------

ELECTRONICS



KIT0066 | ON / OFF Driver (1-3 art.)

ACCESSORIES



14930 | Outer casing
14931 | Pegs

topLED 15 W | 220-240 V | CRI 90



TYPE	CODE	COLOUR
------	------	--------

<input type="checkbox"/> WHITE	15191	3000 K 1893 lm
--------------------------------	--------------	-------------------

ACCESSORIES



14992 | IP68 kit



14930 | Outer casing



14931 | Pegs



14080 | Anti-theft



topLED 20 W | 220-240 V | CRI 90



TYPE	CODE	COLOUR
------	------	--------

<input type="checkbox"/> WHITE	15192	3000 K 2652 lm
--------------------------------	--------------	-------------------

ACCESSORIES



14992 | IP68 kit



14930 | Outer casing



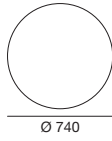
14931 | Pegs



14081 | Anti-theft



topLED 29 W | 220-240 V | CRI 90



Ø 740

TYPE	CODE	COLOUR
<input type="checkbox"/> WHITE	15193	3000 K 3674 lm

ACCESSORIES



14992 | IP68 kit

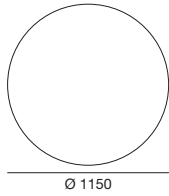
14930 | Outer casing



14937 | Pegs

14082 | Anti-theft

topLED 29 W | 220-240 V | CRI 90



Ø 1150

TYPE	CODE	COLOUR
<input type="checkbox"/> WHITE	15194	3000 K 3674 lm

ACCESSORIES



14992 | IP68 kit

14930 | Outer casing



14937 | Pegs

14083 | Anti-theft

OH!_ FL65 RGB LED

powerLED 6 W | 220-240 V





TYPE	CODE	COLOUR
<input type="checkbox"/> WHITE	15156	RGB

ELECTRONICS

 **99140** | RGB system

ACCESSORIES

 **14930** | Outer casing
 **14931** | Pegs

powerLED 6 W | 220-240 V






TYPE	CODE	COLOUR
<input type="checkbox"/> WHITE	15161	RGB

ELECTRONICS

 **99140** | RGB system

ACCESSORIES

 **14930** | Outer casing
 **14931** | Pegs
 **14080** | Anti-theft



powerLED 12 W | 220-240 V



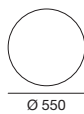
TYPE	CODE	COLOUR
<input type="checkbox"/> WHITE	15163	RGB

ELECTRONICS

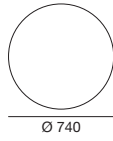
 **99140** | RGB system

ACCESSORIES

 **14930** | Outer casing
 **14931** | Pegs
 **14081** | Anti-theft



powerLED 18 W | 220-240 V






TYPE	CODE	COLOUR
<input type="checkbox"/> WHITE	15165	RGB

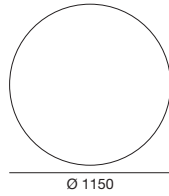
ELECTRONICS

 **99140** | RGB system

ACCESSORIES

 **14930** | Outer casing
 **14937** | Pegs
 **14082** | Anti-theft

powerLED 24 W | 220-240 V






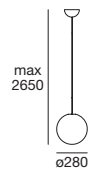
TYPE	CODE	COLOUR
<input type="checkbox"/> WHITE	15167	RGB

ELECTRONICS

 **99140** | RGB system

ACCESSORIES

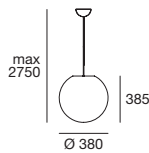
 **14930** | Outer casing
 **14937** | Pegs
 **14083** | Anti-theft



TYPE	CODE	SOURCE
<input type="checkbox"/> WHITE	15180	1x30 W Max Halogen (LED/FLUOR. bulbs compatible)



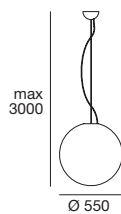
052000 | RGB led lamp control kit 5 W



TYPE	CODE	SOURCE
<input type="checkbox"/> WHITE	15168	1x46 W Max Halogen (LED/FLUOR. bulbs compatible)



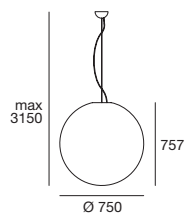
052000 | RGB led lamp control kit 5 W



TYPE	CODE	SOURCE
<input type="checkbox"/> WHITE	15169	1x46 W Max Halogen (LED/FLUOR. bulbs compatible)



052000 | RGB led lamp control kit 5 W



TYPE	CODE	SOURCE
<input type="checkbox"/> WHITE	15170	1x57 W Max Halogen (LED/FLUOR. bulbs compatible)



052000 | RGB led lamp control kit 5 W



TYPE	CODE	SOURCE
<input type="checkbox"/> WHITE	15181	1x30 W Max Halogen (LED/FLUOR. bulbs compatible)



052000 | RGB led lamp control kit 5 W

E27 | 220-240 V



TYPE	CODE	SOURCE
<input type="checkbox"/> WHITE	15183	1x46 W Max Halogen (LED/FLUOR. bulbs compatible)

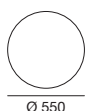


052000 | RGB led lamp control kit 5 W

E27 | 220-240 V



TYPE	CODE	SOURCE
<input type="checkbox"/> WHITE	15185	1x46 W Max Halogen (LED/FLUOR. bulbs compatible)

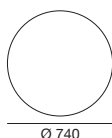


052000 | RGB led lamp control kit 5 W

E27 | 220-240 V



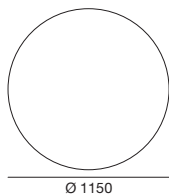
TYPE	CODE	SOURCE
<input type="checkbox"/> WHITE	15187	1x57 W Max Halogen (LED/FLUOR. bulbs compatible)



052000 | RGB led lamp control kit 5 W

OH!_ S65 E27

E27 | 220-240 V



TYPE	CODE	SOURCE
<input type="checkbox"/> WHITE	15189	1x57 W Max Halogen (LED/FLUOR. bulbs compatible)



052000 | RGB led lamp control kit 5 W

OH!_ FL65 E27

E27 | 220-240 V



TYPE	CODE	SOURCE
<input type="checkbox"/> WHITE	15150	1x30 W Max Halogen (LED/FLUOR. bulbs compatible)

ACCESSORIES



14992 | IP68 kit



14931 | Pegs



14930 | Outer casing



052000 | RGB led lamp control kit 5 W



E27 | 220-240 V



TYPE	CODE	SOURCE
<input type="checkbox"/> WHITE	15160	1x46 W Max Halogen (LED/FLUOR. bulbs compatible)

ACCESSORIES



14992 | IP68 kit



14931 | Pegs



14930 | Outer casing

14080 | Anti-theft



052000 | RGB led lamp control kit 5 W

E27 | 220-240 V








Ø 550



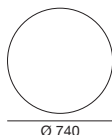
TYPE	CODE	SOURCE
<input type="checkbox"/> WHITE	15162	1x46 W Max Halogen (LED/FLUOR. bulbs compatible)

ACCESSORIES

-  **14992** | IP68 kit
-  **14930** | Outer casing
-  **14931** | Pegs
-  **14081** | Anti-theft

-  **052000** | RGB led lamp control kit 5 W

E27 | 220-240 V








Ø 740




TYPE	CODE	SOURCE
<input type="checkbox"/> WHITE	15164	1x57 W Max Halogen (LED/FLUOR. bulbs compatible)

ACCESSORIES

-  **14992** | IP68 kit
-  **14930** | Outer casing
-  **14937** | Pegs
-  **14082** | Anti-theft

-  **052000** | RGB led lamp control kit 5 W

E27 | 220-240 V








Ø 1150



TYPE	CODE	SOURCE
<input type="checkbox"/> WHITE	15166	1x77 W Max Halogen (LED/FLUOR. bulbs compatible)

ACCESSORIES

-  **14992** | IP68 kit
-  **14930** | Outer casing
-  **14937** | Pegs
-  **14083** | Anti-theft

-  **052000** | RGB led lamp control kit 5 W

OH! MARS



IT

– Sfere con corpo
diffondente in polietilene
lineare dal colore lavico.

EN

– Linear polyethylene
casing balls in lava
colour, for diffused
lighting;

ES

– Bolas con cuerpo en
polietileno lineal color de
lava.

DE

– Kugel aus
Polyethylen in Lavafarbe.

FR

– Sphères avec corps
diffusant en polyéthylène
linéaire de couleur lave.

PY

– Рассеивающий
корпус из линейного
полиэтилена цветом
лавы.







E27 | 220-240 V

TYPE	CODE	SOURCE
LAVA	15130	1x30 W Max Halogen (LED/FLUOR. bulbs compatible)

ACCESSORIES

14930 Outer casing	14931 Pegs
14992 IP68 kit	

E27 | 220-240 V



TYPE	CODE	SOURCE
LAVA	15131	1x46 W Max Halogen (LED/FLUOR. bulbs compatible)

ACCESSORIES

14930 Outer casing	14931 Pegs
14080 Anti-theft	14992 IP68 kit

E27 | 220-240 V

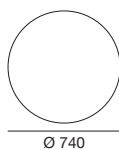


TYPE	CODE	SOURCE
LAVA	15132	1x46 W Max Halogen (LED/FLUOR. bulbs compatible)

ACCESSORIES

14930 Outer casing	14931 Pegs
14081 Anti-theft	14992 IP68 kit

E27 | 220-240 V



TYPE	CODE	SOURCE
LAVA	15133	1x57 W Max Halogen (LED/FLUOR. bulbs compatible)

ACCESSORIES

14930 Outer casing	14937 Pegs
14082 Anti-theft	14992 IP68 kit

OH! SMASH



IT

– Base in metallo verniciato bianco raggrinzante o in polietilene bianco; diffusore in polietilene bianco.

EN

– Base in white wrinkle-effect coated metal or in white polyethylene; polyethylene diffuser.

ES

– Base de metal pintado de color blanco efecto arrugado o de polietileno blanco; difusor de polietileno.

DE

– Fuß aus Metall mit Lackierung mit weißem Schrumpflack oder aus weißem Polyethylen; Diffusor aus Polyethylen.

FR

– Base en métal verni blanc effet froissé ou en polyéthylène blanc ; diffuseur en polyéthylène.

PY

– Основание из металла, окрашенного белой краской со складчатой отделкой или из белого полиэтилена; рассеиватель из полиэтилена.

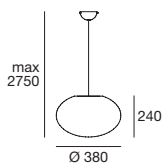






OH! SMASH_P65

E27 | 220-240 V

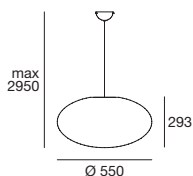


TYPE	CODE	SOURCE
<input type="checkbox"/> WHITE	15213	1x30 W Max Halogen (LED/FLUOR. bulbs compatible)



052000 | RGB led lamp control kit 5 W

E27 | 220-240 V



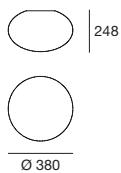
TYPE	CODE	SOURCE
<input type="checkbox"/> WHITE	15216	1x46 W Max Halogen (LED/FLUOR. bulbs compatible)



052000 | RGB led lamp control kit 5 W

OH! SMASH_S65

E27 | 220-240 V

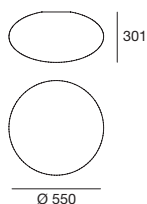


TYPE	CODE	SOURCE
<input type="checkbox"/> WHITE	15214	1x30 W Max Halogen (LED/FLUOR. bulbs compatible)



052000 | RGB led lamp control kit 5 W

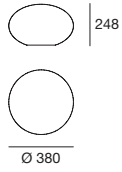
E27 | 220-240 V



TYPE	CODE	SOURCE
<input type="checkbox"/> WHITE	15217	1x46 W Max Halogen (LED/FLUOR. bulbs compatible)



052000 | RGB led lamp control kit 5 W



TYPE

WHITE

CODE

15215


SOURCE

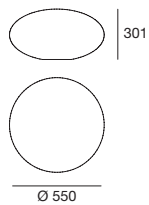
1x30 W Max
Halogen
(LED/FLUOR.
bulbs compatible)

ACCESSORIES

 **14930** | Outer casing

 **14931** | Pegs

 **052000** | RGB led lamp control kit 5 W



TYPE

WHITE

CODE

15218


SOURCE

1x46 W Max
Halogen
(LED/FLUOR.
bulbs compatible)

ACCESSORIES

 **14930** | Outer casing

 **14931** | Pegs

 **052000** | RGB led lamp control kit 5 W

OH! SOLAR



IT

– Lampada a ricarica solare. Diffusore in polietilene naturale bianco, struttura superiore in policarbonato.

EN

– Solar recharge lamp. Natural polythene diffuser, upper structure in polycarbonate.

ES

– Lámpara a recargo solar. Difusor de polietileno natural, estructura superior de policarbonato.

DE

– Solarleuchte Diffusor aus weißem Polyethylen, Struktur oben aus Polycarbonat.

FR

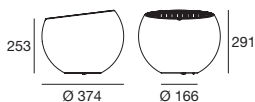
– Lampe à recharge solaire. Diffuseur en polyéthylène naturel blanc, structure supérieure en polycarbonate.

PY

– Солнечная перезаряжаемая лампа. Рассеиватель из натурального полиэтилена, верхняя конструкция из поликарбоната.







TYPE

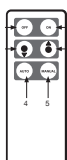
WHITE

CODE

15120 *

COLOUR

3000 K
120 lm



REMOTE CONTROL INCLUDED

4 SETTABLE LUMINOUS FLUX LEVELS

100%	emission	120 lm
75%	emission	90 lm
50%	emission	50 lm
25%	emission	25 lm

CHARGING TIME 10 hours (approximately, on a sunny day)



O H ! U W



IT

– Sfera RGB in IP68, diffusore in polietilene lineare bianco. Base per ricarica in materiale plastico.

EN

– RGB ball in IP68 with linear white polythene diffuser.

ES

– Bola RGB en IP68, difusor en polietileno lineal blanco. Base par recargar en material plástico.

DE

– Kugel RGB in IP68
Diffusor in Polyethylen
durchscheinend weiß
Ladestation aus
Kunststoff.

FR

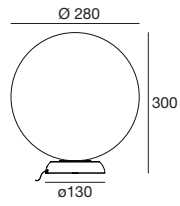
– Lampe RGB en IP68,
diffuseur en polyéthylène
linéaire blanc. Base pour
recharge en matériel
plastique.

PY

– Сфера RGB с IP68.
Рассеиватель из
натурального
полиэтилена.
Пластиковая зарядная
база.







TYPE

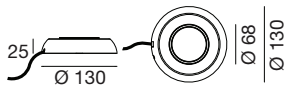
WHITE

CODE

15158

COLOUR

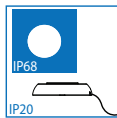
RGB



- CHARGING TIME** 6 hours
- AUTONOMY** 12 hours white light / 14,5 hours RGB light
- BATTERY LIFE** + 500 charge / discharge cycles



Remote control included



O H P S



IT

– Corpo diffondente in polietilene lineare bianco; base d'appoggio in polietilene lineare bianco e metallo verniciato bianco opaco.

EN

– Translucent white linear polyethylene casing for diffused lighting; base made of matt white coated metal and of white linear polyethylene.

ES

– Cuerpo de difusión de polietileno lineal blanco translúcido; base de apoyo de polietileno lineal blanco y metal pintado de color blanco mate.

DE

– Leuchtkörper aus weißem durchscheinendem Polyethylen; Fuß aus weißem durchscheinend Polyethylen und Metall mit Lackierung in Mattweiß.

FR

– Corps diffusant en polyéthylène linéaire blanc translucide ; base d'appui en polyéthylène linéaire blanc et métal verni blanc mat.

PY

– Корпус рассеивателя из линейного белого светопрозрачного полиэтилена; опорное основание из линейного белого полиэтилена и белого матового окрашенного металла.

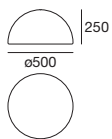






OHPS_FL65 LED

arrayLED 5 W | 220-240 V | CRI 90

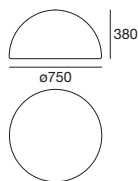


TYPE	CODE	COLOUR
<input type="checkbox"/> WHITE	15384	3000 K 528 lm

ACCESSORIES

- 14930** | Outer casing
- 14931** | Pegs
- 14100** | Anti-theft

arrayLED 19 W | 220-240 V | CRI 90



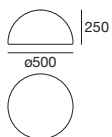
TYPE	CODE	COLOUR
<input type="checkbox"/> WHITE	15385	3000 K 2115 lm

ACCESSORIES

- 14930** | Outer casing
- 14931** | Pegs
- 14100** | Anti-theft

OHPS_FL65 E27

E27 | 220-240 V

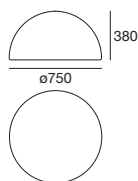


TYPE	CODE	SOURCE
<input type="checkbox"/> WHITE	15380	1x30 W Max Halogen (LED/FLUOR. bulbs compatible)

ACCESSORIES

- 14930** | Outer casing
- 14931** | Pegs
- 14100** | Anti-theft
- 052000** | RGB led lamp control kit 5 W

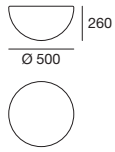
E27 | 220-240 V



TYPE	CODE	SOURCE
<input type="checkbox"/> WHITE	15382	1x46 W Max Halogen (LED/FLUOR. bulbs compatible)

ACCESSORIES

- 14930** | Outer casing
- 14931** | Pegs
- 14100** | Anti-theft
- 052000** | RGB led lamp control kit 5 W



TYPE

WHITE

CODE

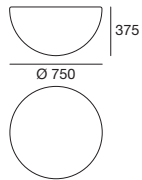
15386

SOURCE

1x30 W Max
Halogen
(LED/FLUOR.
bulbs compatible)



052000 | RGB led lamp control kit 5 W



TYPE

WHITE

CODE

15387

SOURCE

1x46 W Max
Halogen
(LED/FLUOR.
bulbs compatible)



052000 | RGB led lamp control kit 5 W

PEGGY



IT

– Lampada da terra dalla silhouette affusolata. Corpo diffondente in polietilene lineare bianco; base in polietilene lineare bianco.

EN

– Floor lamp with a slim silhouette. White linear polyethylene casing for diffused lighting; white linear polyethylene base.

ES

– Lámpara de suelo con silueta delgada. Cuerpo de difusión de polietileno lineal blanco; base de polietileno lineal blanco.

DE

– Gartenleuchte mit eleganter, schlanker Silhouette Leuchtkörper aus durchscheinendem, weißem Polyethylen; Fuß aus durchscheinendem, weißem Polyethylen.

FR

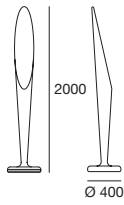
– Lampe de sol à la silhouette fuselée. Corps diffusant et base en polyéthylène linéaire blanc.

PY

– Напольный светильник с коническим силуэтом. Рассеивающий корпус из линейного белого полиэтилена; основание из линейного белого полиэтилена.







TYPE

WHITE

CODE

15201

SOURCE

1x42 W Max
Halogen
(LED bulbs
compatible)

ACCESSORIES

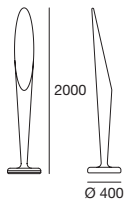
14991 | IP68 kit

14937 | Pegs



10013 | Weight

14020 | Anti-theft



TYPE

WHITE

CODE

15202

SOURCE

1x20 W Max
Fluorescent
(LED bulbs
compatible
max Ø 55 mm)

ACCESSORIES

14991 | IP68 kit


14937 | Pegs



10013 | Weight

14020 | Anti-theft

PLAF



IT

– Montatura in materiale plastico verniciato bianco; diffusore in vetro satinato bianco.

EN

– White coated mounting frame in plastic material; white silk-screened glass diffuser.

ES

– Montura pintada de color blanco en material plástico; difusor de vidrio satinado blanco.

DE

– Fassung aus Plastik mit Lackierung in Weiß; Diffusor aus satiniertem weißem Glas.

FR

– Monture en matériel plastique verni blanc, diffuseur en verre satiné blanc.

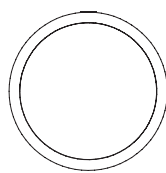
PY

– Оправа из белого окрашенного пластика; отражатель из белого сатинированного стекла.



PLAF

E27 | 220-240 V



Ø 250



110

TYPE

□ WHITE

CODE

7151

SOURCE

1x46 W Max
Halogen
(LED bulbs
compatible)

TEXO



IT

– Incassi a pavimento con cornice in acciaio inox. Ottica basculante, corpo in pressofusione di alluminio con verniciatura ad alta resistenza e pretrattamento anticorrosione. Diffusore in cristallo extraclear carrabile.

EN

– Floor recessed fixture with stainless steel frame. Adjustable angle beam, aluminium die-casting body with high resistance painting, and anti corrosion treatment. Drive over extraclear glass diffuser.

ES

– Dispositivo receso en el suelo con marco en acero inoxidable. Óptica ajustable, cuerpo en presofusión de aluminio con pintura muy resistente y tratamiento anticorrosivo. Difusor en cristal extraclear y transitable.

DE

– Bodeneinbauleuchten mit Edelstahlrahmen. Kippoptik, Körper aus Druckgussaluminium mit Schutzlackierung gegen Korrosion. Diffusor in extraklarem Kristall, befahrbar.

FR

– Encastrés de sol avec collerette en acier inox. Optique basculante, corps en aluminium coulé sous pression avec peinture à haute résistance et prétraitement anticorrosion. Diffuseur en cristal extra-clair carrossable.

PY

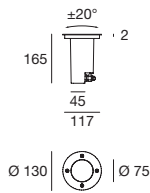
– Встраиваемые в пол светильники с рамой из нержавеющей стали. Наклонная оптика, корпус из литого под давлением алюминия с высокой устойчивостью и антикоррозионная обработка. Рассеиватель в управляемом стекле.





TEXO_RJ

GU10 | 220-240 V



TYPE

■ STAINLESS STEEL **52901**

CODE

SOURCE

1xGU10
35 W Max
Halogen
(LED bulbs compatible)

ACCESSORIES



52700 | Outer casing

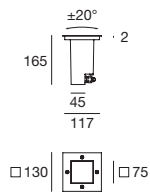
84893 | Terminal boxes
for IP68 joints



84894 | Resin-potted

TEXO_QJ

GU10 | 220-240 V



TYPE

■ STAINLESS STEEL **52951**

CODE

SOURCE

1xGU10
35 W Max
Halogen
(LED bulbs compatible)

ACCESSORIES



52700 | Outer casing

84893 | Terminal boxes
for IP68 joints



84894 | Resin-potted

VISION



IT

– Serie di spot modulari e regolabili o a plafone fisso. Corpo in pressofusione di alluminio.

EN

– Series of modular and adjustable spots or fixed on the ceiling. Die casting aluminium body.

ES

– Serie de focos modulares y ajustables o fijos a plafón. Cuerpo en presofusión de aluminio.

DE

– Serie mit schwenkbaren Strahlern für die Decke. Körper aus Druckgussaluminium.

FR


– Série de spots modulaires et réglables ou fixes au plafond. Corps en aluminium coulé sous pression.

PY

– Серия модульных и регулируемых светильников или в потолочной версии. Корпус из литого под давлением алюминия.

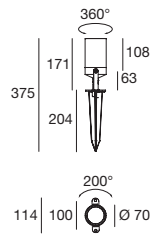






VISION_1

GU10 | 220-240 V



TYPE

- GREY
- COR-TEN

CODE

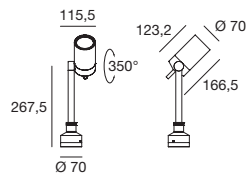
- 51585**
- 51586**

SOURCE

1xGU10
35 W Max
Halogen
(LED bulbs compatible)

VISION_2

GU10 | 220-240 V



TYPE

- GREY
- COR-TEN

CODE

- 51395**
- 51396**

SOURCE

1xGU10
50 W Max
Halogen
(LED bulbs compatible)

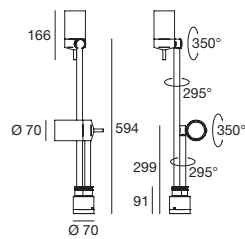
ACCESSORIES



50370 | Pegs

VISION_X

GU10 | 220-240 V



TYPE

- GREY
- COR-TEN

CODE

- 51475**
- 51476**

SOURCE

2xGU10
50 W Max
Halogen
(LED bulbs compatible)

ACCESSORIES



50370 | Pegs

VISION_S

GU10 | 220-240 V



TYPE

- GREY
- COR-TEN

CODE

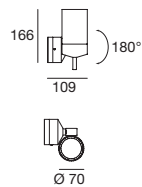
51495
51496

SOURCE

1xGU10
35 W Max
Halogen
(LED bulbs compatible)

VISION_WJ

GU10 | 220-240 V



TYPE

- GREY
- COR-TEN

CODE

51365
51366

SOURCE

1xGU10
50 W Max
Halogen
(LED bulbs compatible)

ACCESSORIES



50370 | Pegs

[I N D

DEX]

CODE INDEX

CODE	FAMILY	PAGE	CODE	FAMILY	PAGE	CODE	FAMILY	PAGE
1002	Mille_W1 Halo	252	2642	Mami_TAB	227	4650	Artic_S	34
1003	Mille_W1 Halo	252	2644	Mami_P1	225	4652	Artic_S	34
1004	Mille_W1 Halo	252	2645	Mami_P1	225	4654	Artic_S	34
1005	Mille_W2 Halo	253	2646	Mami_P	225	4662	Artic_W2	35
1010	Mille_SB Halo	251	2647	Mami_P3	226	4663	Artic_SM	35
1011	Mille_SB Halo	251	2649	Mami_S3	226	4664	Artic_S	34
1015	Mille_W2 Halo	253	2654	Mami_W2	227	4668	Artic_W1	35
1017	Mille_P	247	2655	Mami_W1	227	4669	Artic_W1	35
1018	Mille_P	247	2657	Mami_S5	226	4700	Box_SQ halo	71
1022	Mille_W1 Halo	252	3262	Fotis_Fix Mirror	155	4701	Box_SQ halo	71
1023	Mille_W1 Halo	252	3270	Fotis_Q	154	4702	Box_SQ halo	71
1024	Mille_W1 Halo	252	3276	Fotis_Fix	155	4703	Box_SQ halo	71
1025	Mille_W2 Halo	253	3430	Delta_S	119	4897	Gluèd_PQ1	165
1030	Curvé_halo	115	3431	Delta_S	119	4899	Gluèd_PQ2	165
1031	Curvé_halo	115	3435	Delta_W	119	5008	Boll_1	57
1032	Curvé_halo	115	3440	Delta_S	119	5009	Boll_2	57
1040	Mille_SB Halo	251	3441	Delta_S	119	5010	Boll_3	57
1041	Mille_SB Halo	251	3445	Delta_W	119	5011	Boll_4	57
1045	Mille_W2 Halo	253	3568	Mille_SQ	247	6360	Incasso_Q1	197
1131	Curvé_halo	115	3569	Mille_SQ	247	6361	Incasso_Q2	197
1135	Curvé_halo	115	3670	Fotis_R	154	6364	Incasso_R	197
1136	Curvé_halo	115	3672	Fotis_R	154	6410	Cubic	109
1140	Curvé LED	114	3674	Fotis_R	154	6413	Cubic	109
1141	Curvé LED	114	3694	Solid	353	6414	Cubic	109
1143	Curvé LED	114	3696	Solid	353	6610	Pelota_W2 biem	315
1144	Curvé LED	114	4402	Campana_W2	78	6611	Pelota_W2 biem	315
1146	Curvé LED	114	4403	Campana_W3	78	6612	Pelota_W2 biem	315
1147	Curvé LED	114	4405	Campana_W1	78	6613	Pelota_W1	315
1150	Spotty_W1	367	4422	Campana_W2	78	6614	Pelota_W1	315
1152	Spotty_W2	367	4423	Campana_W3	78	6615	Pelota_W1	315
1153	Spotty_W3	367	4425	Campana_W1	78	6616	Pelota_S	315
1154	Spotty_SQ	368	4428	Campana_S3	79	6617	Pelota_S	315
1155	Spotty_SB	368	4429	Campana_S5	79	6618	Pelota_S	315
1156	Fotis_Mirror	155	4430	Campana_P1	77	6668	Gluèd_PQ1	165
1157	Spotty_TAB	369	4431	Campana_P1	77	6720	Box_W2 fluo bi emission	71
1158	Spotty_FL	369	4432	Campana_P2	77	6721	Box_W2 fluo bi emission	71
1190	Curvé LED	114	4433	Campana_P1	77	6722	Box_W2 fluo bi emission	71
1191	Curvé LED	114	4480	Syberia_S	394	6723	Box_W2 fluo bi emission	71
1192	Curvé LED	114	4481	Syberia_S	394	6724	Box_W2 fluo bi emission	71
2400	Onda_S	299	4482	Syberia_S	394	6725	Box_W2 fluo bi emission	71
2403	Onda_S	299	4490	Syberia_S	395	6726	Box_W2 fluo bi emission	71
2405	Onda_S	299	4491	Syberia_S	395	6727	Box_W2 fluo bi emission	71
2408	Onda_S	299	4492	Syberia_S	395	6728	Box_W2 fluo bi emission	71
2638	Mami_P1	225	4514	Syberia_W	394	6729	Box_W2 fluo bi emission	71
2639	Mami_P2	226	4524	Syberia_W	395	6730	Box_W2 fluo bi emission	71
2641	Mami_W1	227	4649	Artic_P2	33	6731	Box_W2 fluo bi emission	71

CODE	FAMILY	PAGE	CODE	FAMILY	PAGE	CODE	FAMILY	PAGE
6835	Pelota_P	315	7289	Zig Zag_S	450	7627	Squash_P	374
6836	Pelota_P	315	7290	Zig Zag_S	450	7628	Squash_FL	375
6837	Pelota_P	315	7291	Zig Zag_S	450	7655	Rose_P	329
6845	Mille_W1 Halo	251	7340	Spotty_W1	367	7656	Rose_S	329
6846	Mille_W1 Halo	251	7341	Spotty_W2	367	7657	Rose_P	329
6905	Elipse	123	7342	Spotty_W3	367	7658	Rose_S	329
6906	Dice	123	7343	Spotty_SQ	368	7805	MyWhite_R	558
6931	Artic_P1	33	7344	Spotty_SB	368	7806	MyWhite_R	558
6986	Zig Zag_W	451	7345	Spotty_W1	367	7807	MyWhite_Q	559
6989	Zig Zag_W	451	7346	Spotty_W2	367	7808	MyWhite_Q	559
6990	Zig Zag_W	451	7347	Spotty_W3	367	7809	MyWhite_B	560
6991	Zig Zag_P	450	7348	Spotty_SQ	368	7810	MyWhite_B	560
6994	Zig Zag_P	450	7349	Spotty_SB	368	7811	Prime	325
6995	Zig Zag_P	450	7350	Spotty_FL	369	7812	Prime	325
6996	Zig Zag_W	451	7352	Spotty_TAB	369	7813	Prime	325
6999	Zig Zag_W	451	7400	Zig Zag_S	450	7814	Prime	325
7001	Zig Zag_W	451	7401	Zig Zag_S	450	7815	Prime	325
7002	Zig Zag_W	451	7402	Zig Zag_S	450	7816	Prime	325
7005	Zig Zag_W	451	7475	Face_P	149	7826	Move_S	271
7006	Zig Zag_W	451	7476	Face_S	148	7827	Move_S	271
7151	Plaf	607	7477	Face_S	148	7829	Move_P	271
7220	Snake_W1 driver incl	347	7478	Face_S	148	7830	Move_P	271
7221	Snake_W1 driver incl	347	7479	Face_W	149	7836	Mille_W1 LED	248
7223	Snake_W1	347	7485	Dublight_W	138	7838	Mille_W1 LED	248
7224	Snake_W1	347	7486	Dublight_W	138	7840	Mille_W1 LED	248
7226	Snake_W3 driver incl	348	7487	Dublight_W	138	7842	Mille_W1 LED	248
7227	Snake_W3 driver incl	348	7488	Dublight_SQ	136	7844	Mille_W1 LED	249
7229	Snake_W2	348	7489	Dublight_SQ	136	7846	Mille_W1 LED	249
7230	Snake_W2	348	7490	Dublight_SQ	136	7848	Mille_W1 LED	249
7232	Snake_W1 switch	347	7491	Dublight_SB	137	7850	Mille_W2 LED	249
7233	Snake_W1 switch	347	7493	Dublight_PQ	137	7852	Mille_SB LED	250
7234	Snake_W3 switch	348	7494	Dublight_PB	137	7854	Mille_SB LED	250
7235	Snake_W3 switch	348	7495	Dublight_TAB	139	7857	Snake_W4	349
7241	Goccia_W	169	7496	Dublight_FL	139	7858	Snake_W4	349
7243	Goccia_TAB	169	7530	Conus_P1	93	7861	Snake_FL	349
7248	Conus_P1	93	7531	Conus_S	94	7862	Snake_FL	349
7251	Conus_S	94	7532	Conus_P1	93	7885	Dublight_C TAB	139
7254	Conus_P1	93	7533	Conus_S	94	7886	Dublight_C TAB	139
7257	Conus_S	94	7536	Conus_C	94	7889	MyWhite_U	557
7269	Conus_C	94	7538	Conus_P2	93	7890	MyWhite_U	557
7275	Conus_P2	93	7540	Conus_TAB	95	7891	Stardust_P	381
7278	Conus_TAB	95	7541	Conus_FL	95	7892	Stardust_P	381
7280	Conus_TAB	95	7542	Conus_X	94	7893	Stardust_S	381
7281	Conus_TAB	95	7618	One to One_S	303	7894	Stardust_S	381
7284	Conus_FL	95	7619	One to One_C	303	7904	Kioo	205
7287	Conus_X	94	7626	Squash_S	374	7905	Kioo	205

CODE INDEX

CODE	FAMILY	PAGE	CODE	FAMILY	PAGE	CODE	FAMILY	PAGE
7906	Kioo	205	8067	Thank You_P	411	8242	Box_SR	66
7907	Kioo	205	8068	Thank You_P	411	8243	Box_SR	66
7908	Skinny	341	8069	Thank You_W3	412	8245	Zebra_W	445
7909	Skinny	341	8070	Thank You_W3	412	8246	Zebra_W	445
7910	Skinny	341	8071	Thank You_W3	412	8247	Zebra_S	444
7911	Skinny	341	8072	Thank You_W3	412	8248	Zebra_S	444
7946	Squash_TAB	375	8073	Thank You_W2	412	8249	Zebra_S	444
7947	Squash_TAB	375	8074	Thank You_W2	412	8253	Box_SB	68
7948	Squash_P	374	8075	Thank You_W2	412	8254	Box_SB	68
7951	Squash_S	374	8076	Thank You_W2	412	8255	Box_W2 bi emission	70
7956	Bart_W	43	8077	Thank You_FL	412	8256	Box_W2 bi emission	70
7957	Bart_W	43	8078	Thank You_FL	412	8257	Box_W2 bi emission	70
7972	Beebo_W	53	8079	Thank You_FL	412	8258	Box_W2 bi emission	70
7973	Beebo_W	53	8080	Thank You_FL	412	8259	Box_SB	68
7974	Beebo_W	53	8160	MyWhite_Full Light_R	557	8260	Box_SB	68
8026	MyWhite Cover_R	562	8162	MyWhite_Full Light_Q	557	8261	Box_W2 bi emission	70
8027	MyWhite_O	558	8200	Straight_P1	388	8262	Box_W2 bi emission	70
8028	MiniWhite_R	561	8201	Straight_P1	388	8263	Box_W2 bi emission	70
8029	MiniWhite_Q	561	8202	Straight_P3	388	8264	Box_W2 bi emission	70
8030	MyWhite Cover_R	562	8203	Straight_P3	388	8265	Straight_W	389
8031	MyWhite Cover_Q	562	8204	Straight_P1	388	8266	Straight_W	389
8032	MyWhite Cover_Q Double	562	8205	Straight_P1	388	8267	Straight_W	389
8033	MyWhite Cover_Q	562	8206	Straight_P3	388	8268	Straight_W	389
8034	MyWhite Cover_Q Double	562	8207	Straight_P3	388	8270	Crew_1	102
8045	Thank You_TAB	413	8208	Straight_W	389	8271	Crew_1	102
8046	Thank You_TAB	413	8209	Straight_W	389	8272	Crew_1	102
8047	Thank You_TAB	413	8210	Straight_W	389	8275	Crew_1	102
8048	Thank You_TAB	413	8211	Straight_W	389	8276	Crew_1	102
8049	Thank You_S	411	8223	Thank You-C_NAKED	511	8277	Crew_1	102
8050	Thank You_S	411	8224	Thank You-C15_NAKED	523	8280	Crew_1	102
8051	Thank You_S	411	8225	Box_C	68	8281	Crew_1	102
8052	Thank You_S	411	8226	Box_C	68	8282	Crew_1	102
8053	Thank You_W1	412	8227	Box_SQ	67	8285	Crew_2	103
8054	Thank You_W1	412	8228	Box_SQ	67	8286	Crew_2	103
8055	Thank You_W1	412	8229	Box_SQ	67	8287	Crew_2	103
8056	Thank You_W1	412	8230	Box_SQ	67	8288	Crew_2	103
8057	Thank You_P	411	8231	Box_SQ	67	8289	Crew_2	103
8058	Thank You_P	411	8232	Box_SQ	67	8292	Crew_2	103
8059	Thank You_P	411	8233	Box_SQ	67	8293	Crew_2	103
8060	Thank You_P	411	8234	Box_SQ	67	8294	Crew_2	103
8061	Thank You_P	411	8236	Box_SR	66	8295	Crew_2	103
8062	Thank You_P	411	8237	Box_SR	66	8296	Crew_2	103
8063	Thank You_P	411	8238	Box_SR	66	8299	Crew_2	103
8064	Thank You_P	411	8239	Box_SR	66	8300	Crew_2	103
8065	Thank You_P	411	8240	Box_SR	66	8301	Crew_2	103
8066	Thank You_P	411	8241	Box_SR	66	8302	Crew_2	103

CODE	FAMILY	PAGE	CODE	FAMILY	PAGE	CODE	FAMILY	PAGE
8303	Crew_2	103	8410	Circular	85	8711	Cable System Acces.	512
8325	Tara_Q	401	8413	Circular	85	8712	Cable System Acces.	512
8328	Tara_Q	401	8414	Circular	85	8716	Cable System Acces.	524
8331	Tara_Q	401	8420	Outlook_P	309	8717	Cable System Acces.	524
8334	Tara_R	400	8422	Outlook-C	508	8718	Cable System Acces.	524
8337	Tara_R	400	8423	Outlook-C15	519	8721	Cable System Acces.	524
8340	Tara_R	400	8425	Trix-C30_1	532	8721	Cable System Acces.	534
8345	Poe_FL	321	8426	Trix-C30_1	532	8722	Cable System Acces.	524
8346	Poe_FL	321	8427	Trix-C30_2	532	8722	Cable System Acces.	534
8347	Poe_FL	321	8428	Trix-C30_2	532	8726	Cable System Acces.	534
8350	Poe_P1	321	8429	Trix-C	508	8727	Cable System Acces.	534
8351	Poe_P1	321	8430	Trix-C	508	8728	Cable System Acces.	534
8352	Poe_P1	321	8435	Tablet-C15	521	8729	Cable System Acces.	534
8355	Poe_P3	321	8436	Tablet-C15	521	8736	Bell-C30	532
8356	Poe_P3	321	8437	Tablet-C30	532	8740	Minion_S1	260
8357	Poe_P3	321	8438	Tablet-C30	532	8741	Minion_S1	260
8365	Joshua	201	8442	Beebo-C30	531	8742	Minion_S1	260
8366	Joshua	201	8443	Beebo-C30	531	8743	Minion_S1	260
8369	Incasso_CJ1	196	8445	Circular-C	507	8744	Minion_S1	260
8370	Incasso_CJ1	196	8446	Circular-C	507	8745	Minion_S1	260
8372	Incasso_CJ2	196	8455	Heli	181	8746	Minion_S1	260
8373	Incasso_CJ2	196	8456	Heli	181	8747	Minion_S1	260
8375	Incasso_C1	196	8457	Heli	181	8748	Minion_S2	260
8376	Incasso_C1	196	8458	Heli	181	8749	Minion_S2	260
8379	Incasso_C2	196	8459	Heli	181	8750	Minion_S2	260
8380	Incasso_C2	196	8460	Beebo_S	53	8751	Minion_S2	260
8382	Sisters_2	335	8461	Beebo_S	53	8752	Minion_S2	260
8383	Sisters_1	335	8462	Beebo_S	53	8753	Minion_S2	260
8384	Sisters_2	335	8466	Bart_S	43	8754	Minion_S2	260
8385	Sisters_2	335	8467	Bart_S	43	8755	Minion_S2	260
8386	Sisters_2	335	8470	Outlook_C	309	8756	Minion_S4	261
8387	Sisters_1	335	8472	Outlook_S	309	8757	Minion_S4	261
8388	Sisters_1	335	8650	Tu-V-C	509	8758	Minion_S4	261
8389	Sisters_1	335	8653	Sisters-C_248	510	8759	Minion_S4	261
8390	Halfpipe	177	8654	Sisters-C15_248	523	8760	Minion_S4	261
8391	Halfpipe	177	8656	Sisters-C_310	510	8761	Minion_S4	261
8392	Halfpipe	177	8657	Sisters-C15_310	523	8762	Minion_S4	261
8395	Halfpipe	177	8660	MyWhite Bond_Head	562	8763	Minion_S4	261
8396	Halfpipe	177	8663	MyWhite Bond	563	8770	Box_W1 mono emission	69
8397	Halfpipe	177	8666	MyWhite Bond	563	8771	Box_W1 mono emission	69
8400	Halfpipe	177	8669	MyWhite Bond	563	8772	Box_W1 mono emission	69
8401	Halfpipe	177	8672	MyWhite Bond_W	563	8773	Box_W1 mono emission	69
8402	Halfpipe	177	8706	Cable System Acces.	512	8774	Box_W1 mono emission	69
8405	Circular	85	8707	Cable System Acces.	512	8775	Box_W1 mono emission	69
8406	Circular	85	8708	Cable System Acces.	512	8776	Box_W1 mono emission	69
8409	Circular	85	8709	Cable System Acces.	512	8777	Box_W1 mono emission	69

CODE INDEX

CODE	FAMILY	PAGE	CODE	FAMILY	PAGE	CODE	FAMILY	PAGE
8780	Minion_P1	259	8867	Gypsum_EYE1	473	10142	Oh!-C30_280	531
8781	Minion_P1	259	8868	Gypsum_R1	463	10145	Oh!-C30_380	531
8782	Minion_P1	259	8869	Gypsum_QCY	479	10213	Oh! Smash_P E27	294
8783	Minion_P1	259	8870	Gypsum_QRD	480	10214	Oh! Smash_S E27	294
8784	Minion_P1	259	8871	Gypsum_QC3	478	10215	Oh! Smash_FL E27	295
8785	Minion_P1	259	8872	Gypsum_D1	481	10216	Oh! Smash_P E27	294
8786	Minion_P1	259	8873	Gypsum_D2	481	10217	Oh! Smash_S E27	294
8787	Minion_P1	259	8880	Antille	21	10218	Oh! Smash_FL E27	295
8788	Minion_P4	259	8881	Antille	21	10220	Oh!_PM3 E27	281
8789	Minion_P4	259	8882	Antille	21	10221	Oh!_PM3 E27	281
8790	Minion_P4	259	8883	Antille	21	10224	Oh!_PM5 E27	281
8791	Minion_P4	259	8885	Antille	21	10225	Oh!_PM5 E27	281
8792	Minion_P4	259	8886	Antille	21	10330	Vulcano_P	435
8793	Minion_P4	259	8887	Antille	21	10331	Vulcano_S	435
8794	Minion_P4	259	8888	Antille	21	10335	Vulcano_P	435
8795	Minion_P4	259	10000	Marge_FL65 RGB LED	547	10336	Vulcano_S	435
8815	Gypsum ColoRing_R	459	10001	Marge_FL65 E27	547	10380	Oh!_FL E27	289
8816	Gypsum ColoRing_R	459			547	10381	Oh!_FL E27	289
8817	Gypsum ColoRing_R	459	10013	Accessories	605	10382	Oh!_P E27	288
8818	Gypsum ColoRing_R	459	10015	Accessories	547	10383	Oh!_P E27	288
8819	Gypsum ColoRing_R	459	10100	Oh!_FL E27	283	10386	Oh!_S E27	288
8820	Gypsum ColoRing_R	459	10101	Oh!_P E27	280	10387	Oh!_S E27	288
8821	Gypsum ColoRing_R	459	10102	Oh!_FL E27	283	14020	Accessories	605
8822	Gypsum ColoRing_R	459	10103	Oh!_P E27	280			541
8823	Gypsum ColoRing_Q	459	10104	Oh!_FL E27	283	14040	Accessories	542
8824	Gypsum ColoRing_Q	459	10105	Oh!_P E27	280			541
8825	Gypsum ColoRing_Q	459	10106	Oh!_FL E27	283	14041	Accessories	542
8826	Gypsum ColoRing_Q	459	10107	Oh!_P E27	280	14042	Accessories	542
8827	Gypsum ColoRing_Q	459	10110	Oh!_FL E27	283	14043	Accessories	542
8828	Gypsum ColoRing_Q	459	10111	Oh!_P E27	280	14044	Accessories	542
8829	Gypsum ColoRing_Q	459	10114	Oh!_P LED	278			543
8830	Gypsum ColoRing_Q	459	10115	Oh!-C1	507	14045	Accessories	543
8840	Tu-V_3	431	10116	Oh!-C1	507			570
8841	Tu-V_4	431	10117	Oh!_PMX LED	279			572
8842	Tu-V_1	430	10122	Oh!_S E27	282	14080	Accessories	576
8843	Tu-V_1	430	10124	Oh!_S E27	282			581
8844	Tu-V_1	431	10126	Oh!_S E27	282			570
8845	Tu-O	430	10128	Oh!_S E27	282	14081	Accessories	577
8846	Tu-O	430	10130	Oh!_S E27	282			581
8860	Gypsum_QC4	478	10131	Oh!_S LED	279			571
8861	Gypsum_O1	468	10132	Oh!_S LED	279	14082	Accessories	577
8862	Gypsum_O2	468	10133	Oh!_S LED	279			581
8863	Gypsum_SQ	485	10134	Oh!_S LED	279			571
8864	Gypsum_SR	485	10135	Oh!_P LED	278	14083	Accessories	573
8865	Gypsum_QC2	477	10136	Oh!_P LED	278			577
8866	Gypsum_R2	463	10137	Oh!_P LED	278	14100	Accessories	600
			10138	Oh!_P LED	278			
			10140	Oh!-C2_280	507			
			10141	Oh!-C15_280	520			

CODE	FAMILY	PAGE	CODE	FAMILY	PAGE	CODE	FAMILY	PAGE
		541	15133	Oh! Mars E27	581	51545	Orion-C30J	533
		570	15150	Oh!_FL65 E27	576	51585	Vision_1	616
		571	15156	Oh!_FL65 RGB LED	572	51586	Vision_1	616
		572	15158	Oh!_UW	595			541
14930	Accessories	573	15160	Oh!_FL65 E27	576			542
		576	15161	Oh!_FL65 RGB LED	572			543
		577	15162	Oh!_FL65 E27	577			547
		581	15162	Oh!_FL65 E27	577			574
		587	15163	Oh!_FL65 RGB LED	572	52000	Accessories	575
		600	15164	Oh!_FL65 E27	577			576
		542	15165	Oh!_FL65 RGB LED	573			577
		570	15166	Oh!_FL65 E27	577			586
		572	15167	Oh!_FL65 RGB LED	573			587
14931	Accessories	576	15168	Oh!_P65 E27	574			600
		577	15169	Oh!_P65 E27	574			601
		581	15170	Oh!_P65 E27	574	52700	Accessories	611
		587	15170	Oh!_P65 E27	574	52901	Texo_RJ	611
		600	15180	Oh!_P65 E27	574	52951	Texo_QJ	611
		541	15181	Oh!_S65 E27	575	59114	Orion-C15_J	522
		542	15183	Oh!_S65 E27	575	59115	Orion-C15_J	522
		543	15185	Oh!_S65 E27	575	59223	Halley-C15_2	522
14937	Accessories	547	15187	Oh!_S65 E27	575	59228	Halley-C15_2	522
		571	15189	Oh!_S65 E27	576	59229	Halley-C15_2	522
		573	15190	Oh!_FL65 LED	570	59404	Baton_SQ	47
		577	15191	Oh!_FL65 LED	570	59406	Baton_SQ	47
		605	15192	Oh!_FL65 LED	570	59407	Baton_SQ	47
14991	Accessories	547	15193	Oh!_FL65 LED	571	59434	Baton_SR	47
		605	15194	Oh!_FL65 LED	571	59436	Baton_SR	47
		541	15194	Oh!_FL65 LED	571	59437	Baton_SR	47
		542	15201	Peggy_FL	605	59734	Orient-C_2 FLUO	508
		543	15202	Peggy_FL	605	59735	Orient-C_2 FLUO	508
14992	Accessories	570	15213	Oh! Smash_P65	586	59744	Orion-C_2	510
		571	15214	Oh! Smash_S65	586	59745	Orion-C_2	510
		576	15215	Oh! Smash_FL65	587	59754	Orion-C_1	510
		577	15216	Oh! Smash_P65	586			451
		581	15217	Oh! Smash_S65	586			460
15000	Baby Marge	39	15218	Oh! Smash_FL65	587			461
15051	Flower_FL TABLE	541	15380	Ohps_FL65 E27	600			463
15053	Flower_FL POT	542	15382	Ohps_FL65 E28	600			468
15055	Flower_FL POT	542	15384	Ohps_FL65 LED	600			469
15057	Flower_FL POT	543	15385	Ohps_FL65 LED	600			473
15059	Flower_FL SEAT	541	15386	Ohps_FL65 E27	601			477
15105	Oh!_S65 LED	569	15387	Ohps_FL65 E27	601	60830	Accessories	478
15106	Oh!_P65 LED	568			616			479
15109	Oh!_S65 LED	569	50370	Accessories	617			480
15110	Oh!_P65 LED	568	51365	Vision_WJ	617			481
15111	Oh!_P65 LED	568	51366	Vision_WJ	617			494
15112	Oh!_S65 LED	569	51395	Vision_2	616			495
15113	Oh!_P65 LED	568	51396	Vision_2	616			496
15114	Oh!_S65 LED	569	51456	Vega-C30_3	533			497
15115	Oh!_P65 LED	568	51475	Vision_X	616			494
15120	Oh! Solar	591	51476	Vision_X	616	60837	Accessories	495
15130	Oh! Mars E27	581	51495	Vision_S	617			496
15131	Oh! Mars E27	581	51496	Vision_S	617			496
15132	Oh! Mars E27	581						

CODE INDEX

CODE	FAMILY	PAGE	CODE	FAMILY	PAGE	CODE	FAMILY	PAGE
60840	Accessories	477	90222	Triad_W	418	90301	Gluèd_W	164
		478	90223	Triad_W	418	90302	Gluèd_SB	163
		480	90224	Triad_S	418	90303	Gluèd_SB	163
60860	Accessories	463	90225	Triad_S	418	90304	Gluèd_SB	163
61270	Accessories	496	90226	Triad_P1	419	90305	Gluèd_SB	163
61280	Accessories	497	90227	Triad_P2	419	90306	Gluèd_SQ	162
61290	Accessories	497	90228	Triad_W	418	90307	Gluèd_SQ	162
61360	Accessories	463	90229	Triad_W	418	90308	Gluèd_PB	162
62424	Electronics	479	90230	Triad_S	418	90309	Gluèd_PB	162
62431	Electronics	479	90231	Triad_S	418	90315	Moledro_W	266
62432	Electronics	479	90232	Triad_P1	419	90316	Moledro_W	266
62439	Electronics	459	90233	Triad_P2	419	90317	Moledro_S	266
62439	Electronics	460	90234	Hula Hoop_W	191	90318	Moledro_P	267
64180	Accessories	497	90235	Hula Hoop_S	191	90320	Metal_W	241
71570	Wally	437	90238	Moledro_S	266	90321	Metal_W	241
71640	Ecomolla_W	143	90239	Moledro_P	267	90322	Metal_W	241
71641	Ecomolla_S	143	90240	Matrioska	235	90323	Metal_W	241
71642	Ecomolla_S	143	90241	Matrioska	235	90324	Metal_W	241
71690	Luminosa_B	217	90245	Matrioska	235	90325	Metal_W	241
71691	Luminosa_Q	217	90246	Matrioska	235	90326	Metal_S	240
71692	Luminosa_Q	217	90255	Solido_W	357	90327	Metal_S	240
71877	Liner_W	213	90256	Solido_W	357	90328	Metal_S	240
71880	Liner_W	213	90257	Solido_W	357	90329	Metal_S	240
71883	Liner_S	213	90258	Solido_W	357	90330	Metal_S	240
71886	Liner_S	213	90259	Solido_S	357	90331	Metal_S	240
73665	Lancia_S	209	90260	Solido_S	357	90335	Triad 2.0	423
73666	Lancia_S	209	90261	Solido_W	357	90336	Triad 2.0	423
73667	Lancia_S	209	90262	Solido_W	357	90337	Triad 2.0	423
73668	Lancia_W	209	90263	Solido_S	357	90345	Antigua_S	27
84893	Accessories	611	90281	Crumb	107	90346	Antigua_S	27
84894	Accessories	611	90282	Crumb	107	90347	Antigua_S	27
89144	Electronics	494	90283	Horizon_S	187	90348	Antigua_P	26
89144	Electronics	495	90284	Horizon_S	187	90349	Antigua_P	26
89144	Electronics	496	90285	Horizon_S	187	99106	Electronics	469
89144	Electronics	497	90286	Horizon_P	187			461
89145	Electronics	494	90287	Horizon_P	187			463
89145	Electronics	495	90288	Horizon_P	187			468
89145	Electronics	496	90290	Spark	361			469
89145	Electronics	497	90291	Spark	361			473
90206	Triad_W	418	90292	Spark	361			477
90207	Triad_W	418	90293	Spark	361	99114	Electronics	478
90208	Triad_S	418	90294	Spark	361			479
90209	Triad_S	418	90295	Spark	361			480
90210	Triad_P1	419	90296	Crumb	107			485
90211	Triad_P2	419	90297	Crumb	107			494
90212	Hula Hoop_S	191	90300	Gluèd_W	164			495
90213	Hula Hoop_W	191						496
								497

































CODE	FAMILY	PAGE	CODE	FAMILY	PAGE	CODE	FAMILY	PAGE
		459	537K881	Met Wally	439	64244N00	Orient-C_1 LED	508
		460	537NS881	Met Wally	439	64244W00	Orient-C_1 LED	508
		461	539BRA881	Met Wally	439	64245N00	Orient-C_1 LED	508
		463	539K881	Met Wally	439	64245W00	Orient-C_1 LED	508
		468	539NS881	Met Wally	439	64500N60	Gypsum_QC1	477
		469	54284N00	Matrix-C30	531	64500W60	Gypsum_QC1	477
		473	54285N00	Matrix-C30	531	64511W94	Dual_W1	127
99115	Electronics	477	57154W85	Mini-Dual	127	64512W94	Dual_W1	127
		478	57155W85	Mini-Dual	127	64598W90	Dual_W2	127
		479	575RU881	Met Wally	439	64599W90	Dual_W2	127
		480	576RU881	Met Wally	439	64652W70	Baton-C_1	506
		485	577RU881	Met Wally	439	64653W70	Baton-C_1	506
		494	60680N70	Gypsum_WF3	497	64654W70	Baton-C15_1	520
		495	60680W70	Gypsum_WF3	497	64655W70	Baton-C15_1	520
		496	60811N00	Gypsum_WR3	496	64656W50	Baton-C_2	507
99126	Electronics	473	60811W00	Gypsum_WR3	496	64657W50	Baton-C_2	507
99128	Electronics	480	60813N00	Gypsum_WR1	494	64658W50	Baton-C15_2	520
		477	60813W00	Gypsum_WR1	494	64659W50	Baton-C15_2	520
99140	Electronics	547	60814N00	Gypsum_WRQ	495	64709W00	Self-C15_R	521
		572	60814W00	Gypsum_WRQ	495	64710W50	Self-C15_RJ	520
		573	60815N00	Gypsum_WR2	494	64731W00	Self-C15_R	521
		463	60815W00	Gypsum_WR2	494	64732W50	Self-C15_RJ	520
		468	60817N00	Gypsum_W2 bi emiss	493	7805N	MyWhite_R	558
		473	60817W00	Gypsum_W2 bi emiss	493	7806E	MyWhite_R Emergency	559
99147	Electronics	477	60819N00	Gypsum_W3 bi emiss	493	7806N	MyWhite_R	558
		478	60819W00	Gypsum_W3 bi emiss	493	7806NE	MyWhite_R Emergency	559
		479	60824N45	Gypsum_O3	469	7806NS	MyWhite_R Sensor	559
		480	60824W45	Gypsum_O3	469	7806S	MyWhite_R Sensor	559
		485	60827N45	Gypsum_O4	469	7807N	MyWhite_Q	559
99195	Electronics	477	60827W45	Gypsum_O4	469	7808E	MyWhite_Q Emergency	560
		463	60834N00	Gypsum_W1 mono emis.	493	7808N	MyWhite_Q	559
		468	60834W00	Gypsum_W1 mono emis.	493	7808NE	MyWhite_Q Emergency	560
		473	60852N50	Gypsum_EYE2	473	7808NS	MyWhite_Q Sensor	560
99243	Electronics	477	60852W50	Gypsum_EYE2	473	7808S	MyWhite_Q Sensor	560
		478	60910N00	Gypsum_WRX	495	7809N	MyWhite_B	560
		479	60910W00	Gypsum_WRX	495	7810E	MyWhite_B Emergency	561
		480	60920N70	Gypsum_WF1	496	7810N	MyWhite_B	560
		485	60920W70	Gypsum_WF1	496	7810NE	MyWhite_B Emergency	561
99344	Electronics	459	60930N70	Gypsum_WF2	497	7810NS	MyWhite_B Sensor	561
99345	Electronics	478	60930W70	Gypsum_WF2	497	7810S	MyWhite_B Sensor	561
2920BI	Marina_S	231	61390N00	Gypsum_WF4	497	8027N	MyWhite_O	558
2922BI	Marina_S	231	61390W00	Gypsum_WF4	497	8028N	MiniWhite_R	561
2924BI	Marina_S	231	63820N00	Gypsum_QD2	480	8029N	MiniWhite_Q	561
2925BI	Marina_W	231	63820W00	Gypsum_QD2	480	8160N	MyWhite_Full Light_R	557
321B881	Wally	437	63830N00	Gypsum_QD1	479	8162N	MyWhite_Full Light_Q	557
327B881	Onda_W	299	63830W00	Gypsum_QD1	479	8225N	Box_C	68
327B921	Onda_W	299						
358B881	Onda_W	299						
358B921	Onda_W	299						
536BRA881	Met Wally	439						
536NS881	Met Wally	439						
537BRA881	Met Wally	439						

CODE INDEX

CODE	FAMILY	PAGE	CODE	FAMILY	PAGE	CODE	FAMILY	PAGE
8226N	Box_C	68	8869N	Gypsum_QCY	479	TR4101-8	Cable System Acces.	534
8227N	Box_SQ	67	8870N	Gypsum_QRD	480	TR4101-9	Cable System Acces.	534
8228N	Box_SQ	67	8871N	Gypsum_QC3	478	TR4103-3	Cable System Acces.	525
8229N	Box_SQ	67	KIT0007	Accessories	511			534
8230N	Box_SQ	67			523	TR4103-4	Cable System Acces.	525
8231N	Box_SQ	67	KIT0008	Accessories	511			534
8232N	Box_SQ	67			523	TR4103-48	Cable System Acces.	525
8233N	Box_SQ	67	KIT0009	Accessories	511			534
8234N	Box_SQ	67			523	TR4103-5	Cable System Acces.	525
8236N	Box_SR	66	KIT0010	Accessories	511			534
8237N	Box_SR	66			523	TR4103-9	Cable System Acces.	525
8238N	Box_SR	66	KIT0023	Electronics	68			534
8239N	Box_SR	66			43	TR4104-3	Cable System Acces.	525
8240N	Box_SR	66			53			535
8241N	Box_SR	66			66	TR4104-8	Cable System Acces.	525
8242N	Box_SR	66			66			535
8243N	Box_SR	66			67	TR4105-3	Cable System Acces.	535
8253N	Box_SB	68			68	TR4105-4R	Cable System Acces.	535
8254N	Box_SB	68			68	TR4105-5	Cable System Acces.	535
8255N	Box_W2 bi emission	70	KIT0026	Accessories	69	TR4105-8	Cable System Acces.	535
8256N	Box_W2 bi emission	70			70	TR4105-9	Cable System Acces.	535
8257N	Box_W2 bi emission	70			181	TR4109-3	Cable System Acces.	524
8258N	Box_W2 bi emission	70			303	TR4109-3	Cable System Acces.	534
8259N	Box_SB	68			309	TR4109-4	Cable System Acces.	524
8260N	Box_SB	68			349			534
8261N	Box_W2 bi emission	70			374	TR4109-5	Cable System Acces.	524
8262N	Box_W2 bi emission	70	KIT0028	Accessories	53			534
8263N	Box_W2 bi emission	70	KIT0029	Accessories	53	TR4109-5	Cable System Acces.	524
8264N	Box_W2 bi emission	70	KIT0064	Electronics	303			534
8770N	Box_W1 mono emission	69	KIT0064	Electronics	309	TR4109-8	Cable System Acces.	524
8771N	Box_W1 mono emission	69	KIT0065	Electronics	303			534
8772N	Box_W1 mono emission	69	KIT0065	Electronics	309	TR4109-9	Cable System Acces.	524
8773N	Box_W1 mono emission	69	KIT0066	Electronics	568			534
8774N	Box_W1 mono emission	69	KIT0066	Electronics	569	TR4111-3	Cable System Acces.	512
8775N	Box_W1 mono emission	69	KIT0066	Electronics	570	TR4111-4	Cable System Acces.	512
8776N	Box_W1 mono emission	69	KIT0083	Accessories	562	TR4111-5	Cable System Acces.	512
8777N	Box_W1 mono emission	69	KIT01	Accessories	154	TR4111-8	Cable System Acces.	512
8860N	Gypsum_QC4	478	KIT72	Electronics	94	TR4111-9	Cable System Acces.	512
8861N	Gypsum_O1	468	KIT72	Electronics	347	TR4113-3	Cable System Acces.	524
8862N	Gypsum_O2	468	KIT72	Electronics	348	TR4113-4	Cable System Acces.	524
8863N	Gypsum_SQ	485	KIT73	Electronics	347	TR4113-5	Cable System Acces.	524
8864N	Gypsum_SR	485	KIT73	Electronics	348	TR4113-8	Cable System Acces.	524
8865N	Gypsum_QC2	477	TR4000-3	Vega-C30_1	533	TR4113-9	Cable System Acces.	524
8866N	Gypsum_R2	463	TR4000-48	Vega-C30_1	533	TR4114-3	Cable System Acces.	512
8867N	Gypsum_EYE1	473	TR4000-5	Vega-C30_1	533	TR4114-4	Cable System Acces.	512
8868N	Gypsum_R1	463	TR4000-9	Vega-C30_1	533	TR4114-5	Cable System Acces.	512
			TR4014-3	Vega-C30_2	533	TR4114-8	Cable System Acces.	512
			TR4014-48	Vega-C30_2	533	TR4114-9	Cable System Acces.	512
			TR4014-5	Vega-C30_2	533	TR4117-3	Cable System Acces.	513
			TR4101-3	Cable System Acces.	534	TR4117-4R	Cable System Acces.	513
			TR4101-4	Cable System Acces.	534	TR4117-5	Cable System Acces.	513
			TR4101-5	Cable System Acces.	534	TR4117-8	Cable System Acces.	513

CODE	FAMILY	PAGE	CODE	FAMILY	PAGE	CODE	FAMILY	PAGE
TR4117-9	Cable System Acces.	513			513			
TR4119-3	Cable System Acces.	513	TR4152-25	Cable System Acces.	525			
TR4119-4	Cable System Acces.	513			535			
TR4119-48	Cable System Acces.	513			513			
TR4119-5	Cable System Acces.	513	TR4152-30	Cable System Acces.	525			
TR4119-9	Cable System Acces.	513			535			
TR4120-3	Cable System Acces.	512			513			
TR4120-8	Cable System Acces.	512	TR4152-5	Cable System Acces.	525			
TR4121-3	Cable System Acces.	524			535			
TR4121-4R	Cable System Acces.	524			513			
TR4121-5	Cable System Acces.	524	TR4152-50	Cable System Acces.	525			
TR4121-8	Cable System Acces.	524			535			
TR4121-9	Cable System Acces.	524	TR4200-3	Halley-C15_1	521			
		525	TR4200-48	Halley-C15_1	521			
TR4124-3	Cable System Acces.	535	TR4200-9	Halley-C15_1	521			
		525	TR4201-3	Halley-C15_J1	522			
TR4124-8	Cable System Acces.	535	TR4201-48	Halley-C15_J1	522			
		513	TR4201-9	Halley-C15_J1	522			
TR4151	Cable System Acces.	525	TR4202-3	Halley-C15_J2	522			
		535	TR4202-48	Halley-C15_J2	522			
		513	TR4202-9	Halley-C15_J2	522			
TR4151-10	Cable System Acces.	525	TR4217-9	Bell-C15	521			
		535	TR4302-3	Tek-C_1	511			
		513	TR4302-48	Tek-C_1	511			
TR4151-15	Cable System Acces.	525	TR4302-9	Tek-C_1	511			
		535	TR4303-3	Andromeda-C_2	509			
		513	TR4303-48	Andromeda-C_2	509			
TR4151-20	Cable System Acces.	525	TR4303-9	Andromeda-C_2	509			
		535	TR4304-3	Andromeda-C_1	509			
		513	TR4304-48	Andromeda-C_1	509			
TR4151-25	Cable System Acces.	525	TR4304-4R	Andromeda-C_1	509			
		535	TR4304-9	Andromeda-C_1	509			
		513	TR4310-3	Campana-C	511			
TR4151-30	Cable System Acces.	525	TR4310-48	Campana-C	511			
		535	TR4317-9	Bell-C	509			
		513						
TR4151-50	Cable System Acces.	525						
		535						
		513						
TR4152	Cable System Acces.	525						
		535						
		513						
TR4152-10	Cable System Acces.	525						
		535						
		513						
TR4152-15	Cable System Acces.	525						
		535						
		513						
TR4152-20	Cable System Acces.	525						
		535						

SYMBOLS

 CE marking	 C.V. Costant Voltage
 Pendant luminaires	 30° Optics
 Ceiling lights	 Orientable light beam
 Wall lights	 Double emission luminaire
 Floor lamps	 Round installation hole
 Table lamps	 Quadrangular installation hole
 Recessed luminaires	 EM Emergency version
 Cable system	 Motion sensor
 IP20 Protection class (IEC 60529) against foreign bodies and water <IP44	 Stainless steel
 IP44 Protection class (IEC 60529) against foreign bodies and water ≥ IP44	 Drive-over lighting fixture (2,500 kg)
 IP40 Protection index on the optical compartment	 Power supply cable included
 Class I - IEC protection class	 Simply Dim
 Class II - IEC protection class	 Push Dim
 Class III - IEC protection class	 DMX 512
 Driver not included	 Phase-cut
 C.C. Costant Current	 DALI / Push Dim

HOW TO

Famiglia
Family
Famille
Familie
Familia
Семья

Informazioni prodotto
Product information
Informations sur le produit
Produktinformationen
Informaciones sobre el producto
Информация об изделии

Tabella composizione
Composition table
Tableau de composition
Tabelle Zusammensetzung
Tabla de composición
Таблица композиции

ANTIGUA_P	stripLED 38 W 220-240 V CRI 80	ANTIGUA_S	stripLED 19 W 220-240 V CRI 80
	<p>TYPE: <input type="checkbox"/> WHITE</p> <p>CODE: 90348</p> <p>COLOUR: 3000 K, 4362 lm</p>		<p>TYPE: <input type="checkbox"/> WHITE</p> <p>CODE: 90345</p> <p>COLOUR: 3000 K, 2190 lm</p>
	<p>TYPE: <input type="checkbox"/> WHITE</p> <p>CODE: 90349</p> <p>COLOUR: 3000 K, 6479 lm</p>		<p>TYPE: <input type="checkbox"/> WHITE</p> <p>CODE: 90346</p> <p>COLOUR: 3000 K, 4362 lm</p>
	<p>TYPE: <input type="checkbox"/> WHITE</p> <p>CODE: 90347</p> <p>COLOUR: 3000 K, 6479 lm</p>		<p>TYPE: <input type="checkbox"/> WHITE</p> <p>CODE: 90347</p> <p>COLOUR: 3000 K, 6479 lm</p>
26		27	

Disegno tecnico quotato
Dimensioned technical drawing
Cotation du dessin technique
Bemaßte technische Zeichnung
Dibujo técnico acotado
Технический чертёж с размерами

Dettaglio prodotto
Product detail
Détail du produit
Produktdetails
Detalle del producto
Характеристика изделия

FINISHES



■ DARK GREY




■ STAINLESS STEEL



■ BURNED



□ GRANULAR



■ COR-TEN



■ RUST



■ CHAMPAGNE



■ GOLD / PAINTED GOLD



■ COPPER / PAINTED COPPER



□ CHROME



■ DARK CHROME




□ NICKEL



□ TRANSPARENT GLASS



□ ANODIZED ALUMINIUM



□ POLISHED ALUMINIUM



■ ASH WOOD



■ OAK WOOD




■ WENGÉ



■ CHERRY WOOD



■ WALNUT WOOD



■ MESH FABRIC



■ SABLÉ



■ CONCRETE



□ LIGHT BETON



■ GREY



■ BLACK



□ WHITE




■ BROWN



■ TIFFANY GREEN



■ ORANGE GLASS




■ YELLOW GLASS



■ LILAC GLASS



■ AMBER GLASS



■ SMOKED GLASS



■ BLUE GLASS



■ RED GLASS



■ LAVA COLOUR

ADDRESSES

Linea Light HQ Italy

via della Fornace, 59 z.i.
31023 Castelminio di Resana (TV) - Italy
Phone: +39 0423 7868
Fax: +39 0423 786900
info@linealight.com

Linea Light UK

Suite 109 - Business Design Centre
52 Upper Street - Islington N10QH
London - UK
Phone: +44 0203 6371983
info@linealight-uk.com

Linea Light Polska

ul. Wiosenna, 47
41253 Czeladz - Poland
Phone: +48 32 760 98 71
Fax: +48 32 760 98 76
biuro@linealight.com.pl

Linea Light USA - Inter Lux

3741 Commerce Drive
Suites 306-308
Baltimore, MD 21227 - USA
Phone: +1 410 381 1497
Fax: +1 410 381 1589
answers@inter-lux.com

Linea Light Singapore

21 Kaki Bukit Place, 5th Fl.
Eunos Techpark Singapore
416199 Singapore
Phone: +65-6908 5758
info.sg@linealight.com

LightVillage Milano

Exhibition Area Only
via Morimondo, 26 int. 17G
20143 Milano - Italy
Phone: +39 02 36750915
Fax: +39 02 36750915
milano@lightvillage.it

Linea Light France

Z.A. Heiden Est, 12 rue des Pays-Bas
68310 Wittelsheim - France
Phone: +33 389 75 52 23
Fax: +33 389 75 59 07
info@linealight.fr

Linea Light Russia

Design Center Artplay
Nizhnyaya Syromyatnicheskaya 10/2 enter 2B,
3rd floor
105120 Moscow - Russia Federation
Phone: +7 495 639 9941
info@linealight.ru

Linea Light GCC

Jumeirah Lake Towers
JBC2 - 35th Floor Office 02 - Dubai - UAE
P.O. Box 125902
Phone: +971 4 4218275
Fax: +971 4 4218274
info@linealight.ae

Linea Light Roma

Via Stendhal, 22
00144 Roma - Italy
Phone: +39 06 5935106
info@linealightroma.com

Linea Light Deutschland

Aktienstraße 214
45473 Mülheim a.d. Ruhr - Germany
Phone: +49 208 299979-0
Fax: +49 208 299979-10
service@linealight.de

Linea Light Spain

C/ Longares, 48
28022 Madrid - Spain
Phone: +34 653 881 578
info@linealight.es

Linea Light Asia - Pacific

No. 7, Nanyi Huayuan Road, Industry Avenue,
528478 Xiaolan Town, Zhongshan City,
Guangdong Province - China
Phone: +86 760 87618355
Fax: +86 760 87553990
info@linealight.cn

linealight.com

5

YEARS WARRANTY

^{IT} — Linea Light Group offre una garanzia di 5 anni sui propri prodotti per vizi di fabbricazione previa compilazione dell'apposito modulo di attivazione, disponibile sul sito www.linealight.com. In mancanza di attivazione rimane valida la garanzia prevista per legge. I prodotti devono essere installati tassativamente con alimentazioni, cablaggi e accessori originali del Gruppo Linea Light, o eventualmente approvati dall'azienda. L'utilizzo di accessori non originali, o non approvati, determina il decadimento di ogni garanzia sul prodotto.

Per ulteriori informazioni, consultare il sito www.linealight.com

^{DE} — Die Firma Linea Light Group gibt eine Garantie von 5 Jahren auf ihre Produkte in Bezug auf Produktionsfehler. Voraussetzung für die Inanspruchnahme der Garantie ist das Ausfüllen des entsprechenden Formulars zur Aktivierung der Garantie, das auf der Webseite www.linealight.com verfügbar ist. Wenn keine Aktivierung der Garantie erfolgt, gilt die gesetzlich vorgeschriebene Garantie. Die Produkte müssen obligatorisch mit Originalstromversorgung, Originalkabeln und Originalzubehör der Linea Light Group oder mit Teilen, die von der Linea Light Group ausdrücklich empfohlen sind, installiert werden. Die Verwendung von nicht originalelem oder nicht vom Hersteller empfohlenem Zubehör führt zu einem sofortigen Verfall vom Garantieanspruch für das Produkt.

Für weitere Informationen, besuchen Sie bitte www.linealight.com

^{EN} — Linea Light Group offers a 5-year warranty on its products against manufacturing defects, subject to filling in the activation form available at www.linealight.com. In the absence of activation, the statutory warranty remains valid. All power supply, wiring and accessories used for product installation shall be original Linea Light Group parts or approved by the company. The warranty will become void if non original or non approved parts are used.

For more information, please visit our website www.linealight.com

^{ES} — Linea Light Group ofrece una garantía de 5 años para sus productos por vicios de fabricación previa cumplimentación del formulario correspondiente de activación, disponible en el sitio www.linealight.com. En caso de no activación, la garantía es la contemplada por la ley. Los productos se han de instalar obligatoriamente con alimentaciones, cableados y accesorios originales de Linea Light Group o, de otra forma, deben ser aprobados por la empresa misma. El uso de accesorios no originales, o no aprobados, anula todas las garantías del producto.

Para más información, visite www.linealight.com

^{FR} — Linea Light Group offre une garantie de 5 ans sur ses produits pour vice de fabrication à condition d'avoir préalablement rempli le formulaire d'activation correspondant, disponible sur le site www.linealight.com. En cas de non-activation, la garantie prévue par la loi reste valable. Les produits doivent impérativement être installés avec des alimentations, des câblages et des accessoires Linea Light Group, ou qui ont été approuvés par l'entreprise. L'utilisation d'accessoires non d'origine, ou non approuvés, entraîne la déchéance de toute garantie sur le produit.

Pour tout renseignement complémentaire, consulter le site www.linealight.com

^{PY} — Linea Light Group дает 5-летнюю гарантию на свои изделия от дефектов производства после заполнения соответствующего бланка активации, который можно найти на сайте www.linealight.com. При отсутствии активации действует предусмотренная законом гарантия. Изделия должны обязательно устанавливаться с оригинальными или одобренными Linea Light Group блоками питания, проводами и аксессуарами. В случае использования неоригинальных или неодобренных производителем аксессуаров гарантия на изделия будет аннулирована.

Еще больше информации на нашем сайте www.linealight.com

^{IT} — Tutti gli articoli sono in classe energetica A++. I lumen indicati si riferiscono all'emissione della sorgente. Gli schemi di collegamento per gli articoli dell'elettronica sono disponibili all'interno della documentazione tecnica.

^{DE} — Alle Artikel gehören zur Energieeffizienzklasse A++. Der angegebene Wert in Lumen bezieht sich auf die Abstrahlung der Lichtquelle. Die Anschlusspläne der elektronischen Artikel sind in der technischen Dokumentation enthalten.

^{IT} — I disegni, le quote, i materiali ed i colori del presente catalogo si intendono a titolo indicativo. Nell'interesse della clientela, l'Azienda si riserva il diritto di modificare i modelli in ogni momento senza l'obbligo di preavviso.

^{DE} — Die Zeichnungen, die Maße, die Materialien und die Farben im vorliegenden Katalog sind reine Anhaltswerte. Im Interesse der Kundschaft behält sich das Unternehmen das Recht vor, die Modelle jederzeit ohne Vorankündigung zu ändern.

^{EN} — All articles belong to energy class A++. The lumens indicated refer to the light source emission. The connection diagrams for electronics articles are included in the technical documentation.

^{ES} — Todos los artículos son de clase energética A++. Los lúmenes indicados se refieren a la emisión de la fuente luminosa. Los esquemas de conexión para los artículos de la electrónica están disponibles dentro de la documentación técnica.

^{EN} — The drawings, dimensions, materials and colours contained in this catalogue are merely indicative. In the customers' interest, the Company reserves the right to modify the models at any time without notice.

^{ES} — Los diseños, las medidas, los materiales y los colores de este catálogo tienen valor puramente indicativo. En interés de la clientela, la Empresa se reserva el derecho de modificar los modelos en cualquier momento sin obligación de aviso previo.

^{FR} — Tous les articles sont en classe énergétique A++. Les lumens indiqués se réfèrent à l'émission de la source lumineuse. Les schémas de branchement pour les articles électroniques sont disponibles à l'intérieur de la documentation technique.

^{PY} — Все артикулы имеют класс энергопотребления A++. Указанное значение в люменах относится к излучению источника света. Схемы соединений для электронных изделий приведены в технической документации.

^{FR} — Les dessins, les cotes, les matériaux et les couleurs du présent catalogue sont purement à titre indicatif. Dans l'intérêt de la clientèle, l'Entreprise se réserve le droit de modifier à tout moment les modèles sans obligation de préavis.

^{PY} — Чертежи, размеры, материалы и цвета, приведенные в настоящем каталоге, носят ориентировочный характер. В интересах клиентов Компания оставляет за собой право вносить изменения в модели в любой момент без обязанности предварительного предупреждения.

Art direction:

Linea Light Group - Marketing Dept.

Concept:

Valentina Zorzi

Photographers/Post Production:

Quasarfoto

Studio Pointer

Studio Indoor

Luigi De Nadai

Z13

Press:

Tipografia Asolana

Thanks to:

Valentini Interiors Snc, Cadoneghe (PD) and Valentini Srl

Torre di Porta Nuova and Arsenale di Venezia

Paolo Utimpergher and Studio Gobbo

Orme_Homes Casa Srl

Fabio Gambina and Gildo Meucci / 3D Light & Design Srl

Francesca Parolin

Arch. Rosa Amato

Yannis Kontos Photojournalists and IFI Group_Sirene Beach Hotel (Rhodes, GR)

Notorious Communication LAB_Linea Light Group 2015 and 2016 exhibition stands

Arch. Didonè & Comacchio_Linea Light Group Light Village @headquarter

Creative Commons Zero (CC0) License

Printed in Italy

September 2019_Rev.02



Your Light Future Proof