


luz e forma
light and form
licht und form



pendentes
pendant lights
pendelleuchten





design
fernando prado



mini bossa
 ø 192 mm



bossinha
 ø 370 mm



super bossa
 ø 750 mm



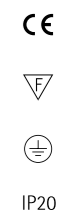
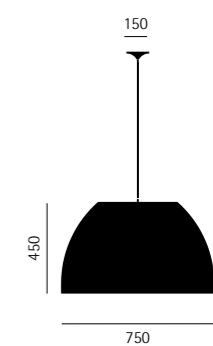
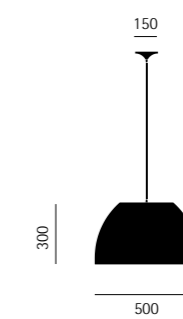

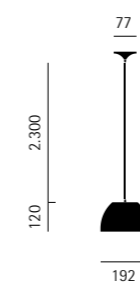
luminária pendente em alumínio com sistema de iluminação que permite a mudança de efeitos e o controle de intensidade de luz através da movimentação do seu refletor pelo usuário. possui eficiente controle de ofuscamento obtido através de anteparo fixado na sua face inferior. acabamento interno em branco fosco e externo em preto, branco fosco, gold leaf, silver leaf e fosforus

lâmpadas
mini bossa
 1 x halopin com bulbo fosco até 60w
bossa
 1 x incandescente leitosa até 100w
 1 x halógena halolux 150w
 1 x fluorescente compacta tripla 26W
bossinha
 1 x incandescente leitosa até 100w
 1 x halógena halolux 150w
super bossa
 1 x incandescente leitosa até 200w
 1 x compacta tripla 42w

aluminium pendant light with a direct and indirect lighting system, that allows the creation of different atmosphere and the light intensity control in a room by gently pulling the lampshade. efficient anti-glare control through a cover placed in front of the lamp. finishing: black, phosphorus or white powder-coated; gold or silver coloured leaf

pendelleuchte aus aluminium mit verstellbarem system für direkte und indirekte beleuchtung, das die schaffung von verschiedenen atmosphären und die steuerung der intensität des lichts im raum erlaubt. effizienter blendschutz durch abdeckung im unteren teil des schirms. finishing: schwarz, phosphorus oder weiss pulverbeschichtet; gold oder silber

lamp - leuchtmittel
mini bossa
 qt14 max 60w g9
bossinha
 1 x qt32 max 150w e27
 1 x a60 max 100w e27
bossa
 1 x qt32 max 150w e27
 1 x a60 max 100w e27
 1x tc-tel 26w gx24q-3
super bossa
 1 x qt32 max 250w e27
 1 x a60 max 200w e27
 1 x tc-tel 42W gx24q-4



Luna C

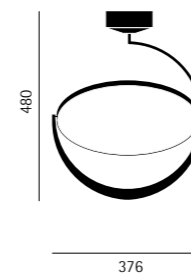
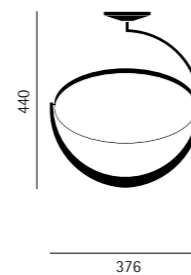


design
fernando prado

luminária aplicada em alumínio com sistema de iluminação rebatida em anteparo orientável com uma face em branco e outra em preto, que direciona e controla a intensidade de luz refletida através de sua rotação. acabamento preto, branco fosco, titânio ou cromado
lâmpadas
2 x halopin com bulbo fosco até 60w

ceiling mounted lamp in aluminium with an adjustable lighting system using a grooved aluminium reflector with one side white and one side black painted. finishing: matte white, matte black or titanium powder-coated or chrome-plated
lamp
2 x qt14 max 60w g9
2 x qt12 max 65w gy6,35 irc

deckenaufbauleuchte aus aluminium mit verstellbarer lichtverteilung und steuerung der lichtintensität mittels umlenkscheibe aus profiliertem aluminium mit einer seite in weiss und einer seite in schwarz. finishing: weiss-matt, schwarz-matt oder titansilber pulverbeschichtet oder verchromt
leuchtmittel
2 x qt14 max 60w g9
2 x qt12 max 65w gy6,35 irc



CE
E
IP20



quadratta

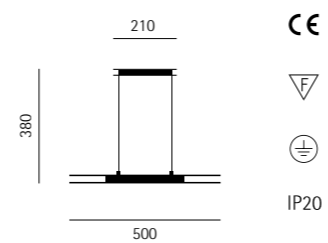


design
fernando prado

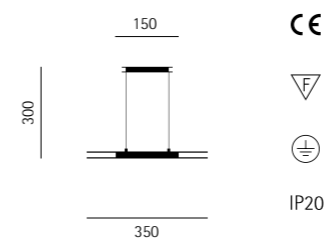
luminária para iluminação indireta em alumínio, pendente por meio de cabos eletrificados. acabamento em branco fosco
lâmpadas
1 x halógena 300w


aluminium pendant light suspended from isolated electrified cables, providing indirect illumination. finishing: matte white powder-coated
lamp
1 x qt-de12 300w
r7s - 230v

pendelleuchte aus aluminium zur indirekten beleuchtung. abhängung durch isolierte leitungspendel. finishing: weiss-matt pulverbeschichtet
leuchtmittel
1 x qt-de12 300w
r7s - 230v



quadrattinha



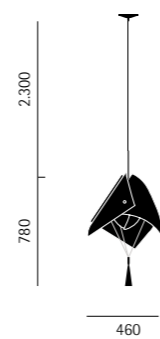


design
andré wagner
coleção e27

luminária pendente com cúpula articulável em polipropileno serigrafado, proporciona a mudança da luz direta para indireta com o simples deslocamento do contra peso pelo usuário. estrutura em alumínio com pintura eletrostática na cor titânio
lâmpadas
1 x incandescente leitosa até 100 w

pendant light made from white polypropylene and polycarbonate for direct and indirect light. structure made from aluminium. finishing: in titanium powder-coated
lamp
1 x a60/qt32 max 100w e27
1 x tc-tse max 20w e27

pendelleuchte aus weissem polypropylen (ausenblätter) und polycarbonat (innenblätter) für direkte und indirekte beleuchtung. abhängung aus aluminium in titan-silber pulverbeschichtet
leuchtmittel
1 x a60/qt32 bis max 100w e27
1 x tc-tse max 20w e27



CE



IP20

disco

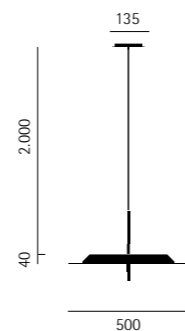


design
andré wagner

luminária pendente, em alumínio tratado e pintado por processo eletrostático na cor branca ou preta. sistema giratório de controle de fecho para luz indireta ou direta e indireta
lâmpadas
3 x halopin com bulbo fosco até 60w

aluminium pendant light with direct and indirect lighting system. suspended from isolated electrified cable. finishing: matte white or matte black powder-coated
lamp
3 x qt14 max 60w - g9

pendelleuchte aus aluminium mit system zur variablen direkten und indirekten beleuchtung. abhängung durch isolierten leitungs-pendel. finishing: weiss-matt oder schwarz-matt pulverbeschichtet
leuchtmittel
3 x qt14 max 60w - g9



CE



IP20

theodora S

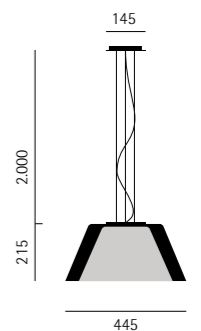


design
fernando prado

luminária pendente com duas cúpulas, interna em vidro opalino e externa em vidro transparente, ambos soprados. acabamento da canopla em alumínio escovado, branco fosco ou titânio
lâmpadas
1 x incandescente leitosa até 100w

pendant lamp with an opal white blown glass and one cristal blown glass dome. finishing: brushed aluminium
lamp
1 x g95 max 100w e27
1 x tcg-se 20w e27

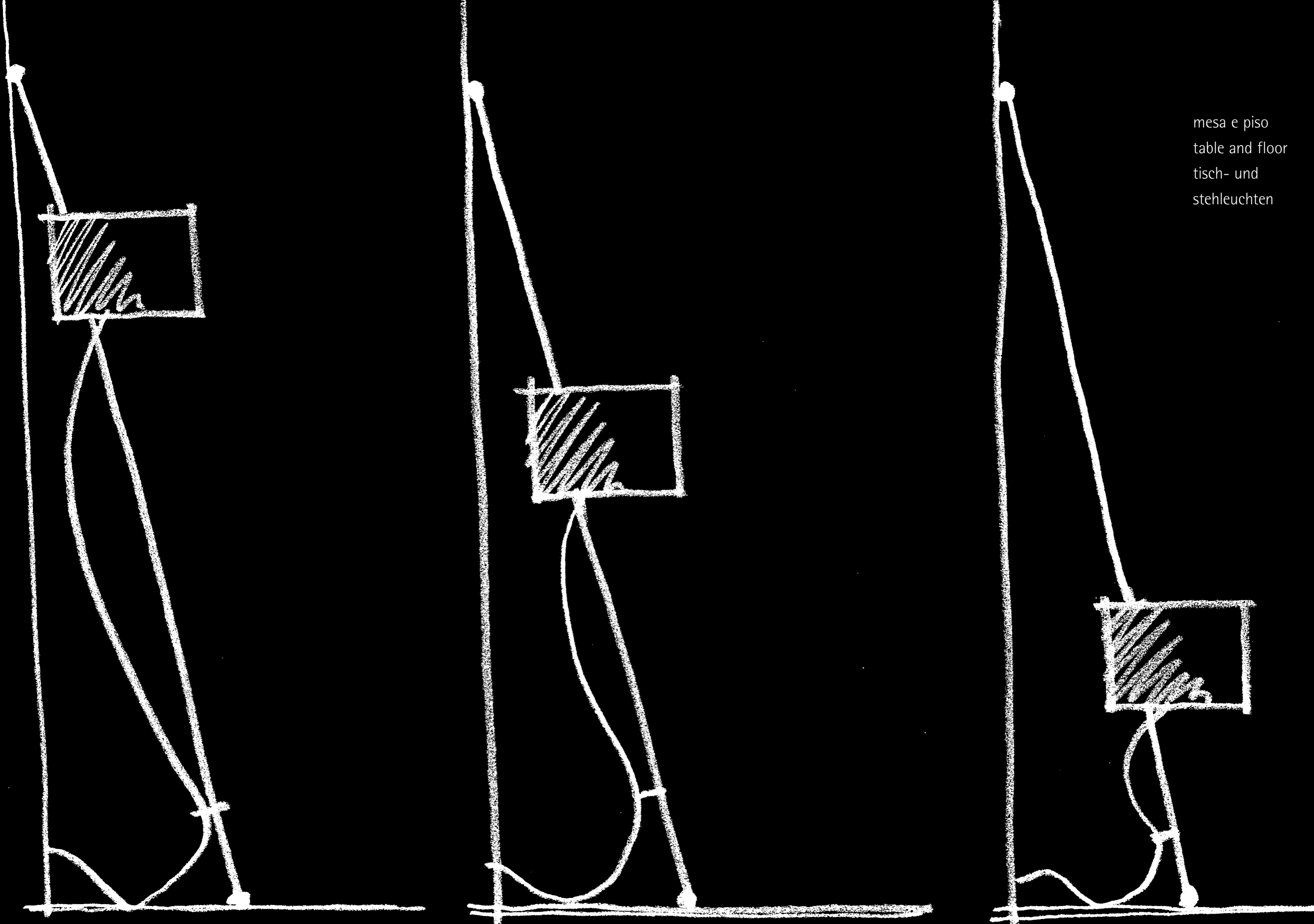
pendelleuchte mit schirm aus mundgeblasenen gläsern, innen opal und aussen klar. finishing: gebürsteter aluminium
leuchtmittel
1 x g95 bis max 100w e27
1 x tcg-se 20w e27



CE




IP20



mesa e piso
table and floor
tisch- und
stehleuchten

Luna F

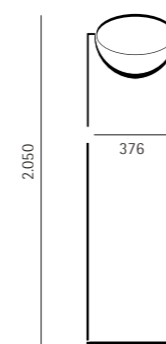


design
fernando prado

luminária de piso em alumínio com sistema de iluminação rebatida em anteparo orientável com uma face em branco e outra em preto, que direciona e controla a intensidade de luz refletida através de sua rotação. acabamento preto, branco fosco, titânio ou cromado
lâmpadas
2 x halopin com bulbo fosco até 60w


floor standing lamp in aluminium with an adjustable lighting system using a grooved aluminium reflector with one side white and one side black painted. finishing: matte white, matte black or titanium powder-coated or chrome-plated
lamp
2 x qt14 max 60w - g9

dimmbare stehleuchte aus aluminium mit verstellbarer lichtverteilung und steuerung der lichtintensität mittels umlenkscheibe aus profiliertem aluminium mit einer seite in weiss und einer seite in schwarz. finishing: weiss-matt, schwarz-matt oder titansilber pulverbeschichtet oder verchromt
leuchtmittel
2 x qt14 max 60w - g9



CE
▼
□
IP20





design fernando prado

luminária de piso com apoio para parede, possui haste em aço inox escovado e cúpula com acabamento em madeira. seu sistema de funcionamento permite que a cúpula seja movimentada para cima ou para baixo, deslizando através de sua haste de fixação, conforme o efeito e posição de luz desejados. pode ser usada

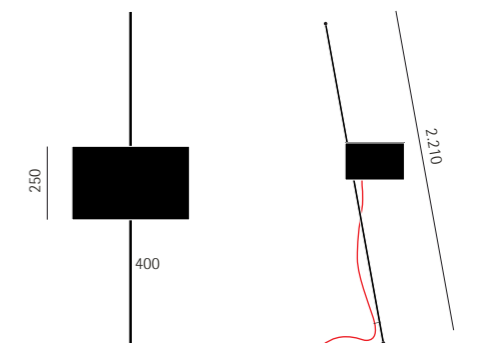
em alturas diferentes para iluminação geral e difusa ou direcionada para leitura, possui difusores translúcidos para controle de ofuscamento
lâmpada
1 x incandescente leitosa até 100w

floor luminaire with inclined support bar. rod in brushed stainless steel and dome in wooden finishing or powder-coated in black or white. its operating system allows the dome to be moved up and down, sliding through its fixing rod stem, according the effect of light and position desired. it can be used at different heights for

general lighting or directed to reading. it has translucent diffuser for glare control
lamp
1 x a60 max 100w e27
1 x tc-tse max 20w e27

stehleuchte zur anlehnung an wand. schirm mit diffusoren für entblendung, schaft aus gebürstetem edelstahl. finishing in holzfurnier oder pulverbeschichtet in weiss oder schwarz. das system erlaubt, dass der schirm entlang des schafths nach oben und nach unten bewegt wird und dass unterschiedliche

effekte und lichtsituationen hervorgerufen werden. während die einstellung des schirmes im oberen bereich eine allgemeine, diffuse beleuchtung erzeugt, verwandelt sich lift mit dem schirm im unteren bereich in eine leseleuchte.
leuchtmittel
1 x a60 max 100w e27
1 x tc-tse max 20w e27



CE
IP20

bauhaus 90



design
fernando prado

luminária de piso para leitura, criada em comemoração aos 90 anos da bauhaus, seu desenho tem fortes influências da escola, mas com uma linguagem própria e contemporânea

possui um sistema de regulação de altura, com travamento obtido através do peso de sua cúpula sobre a haste, sem a necessidade de travas ou parafusos

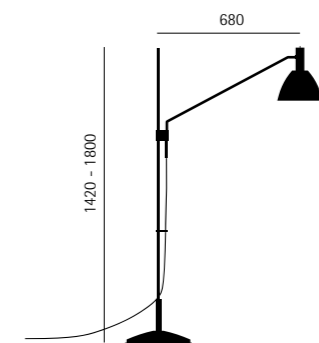
seu fecho de luz pode ser direcionado para baixo, para a parede ou para o teto como alternativa para iluminação geral rebatida
lâmpadas
1 x incandescente até 60w
1 x fluorescente compacta eletrônica até 18w
1 x led warm white 4w

floor reading lamp designed in celebration of the 90 anniversary of bauhaus
a contemporary and unique touch complements its design, strongly influenced by bauhaus. its shade is adjustable in height, and the fixing, free of screws and clamps, is guaranteed by the weight of the shade

its light beam can be directed upwards, downwards or to the wall, providing both direct or indirect light
lamp
1 x a60 max 100w e27
1 x tc-tse max 18w e27
1 x led warm white 4w

stehleuchte für den einsatz als leseleuchte oder allgemeine beleuchtung
diese leuchte wurde anlässlich der 90 jahre bauhaus entwickelt. ihr design ist stark von der bauhaus-schule geprägt, dies jedoch in einer eigenen und zeitgemässen sprache
die höhe des leuchtenkopfes ist frei verstellbar. die fixierung erfolgt ohne schrauben

oder klemmen sondern nur durch das eigene gewicht des kopfes
der lichtkegel kann nach unten, auf die wand oder nach oben ausgerichtet werden, so dass direktes und indirektes licht erzeugt werden kann
leuchtmittel
1 x a60 max 100w e27
1 x tc-tse max 18w e27
1 x led warm white 4w



CE
IP20



led it be T

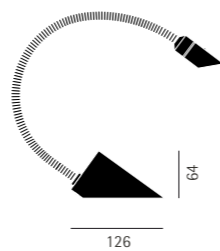


design
fernando prado

luminária de mesa para leitura em alumínio com haste orientável, utiliza power led de 1w com efeito de luz desenvolvido para iluminar somente a área de leitura sem sobras de luz para o ambiente. acabamento em preto fosco, titânio ou branco fosco e anéis de arremate com opções em branco, titânio, preto ou vermelho
lâmpadas
1 x power led 1w

aluminium reading table lamp with a flexible stem. the narrow beam concentrates the light on the reading area without lighting other parts of the room. finishing: matte white, matte black or titanium powder-coated. holding ring finishing in red, white, black or titanium
lamp
1 x power led 1w

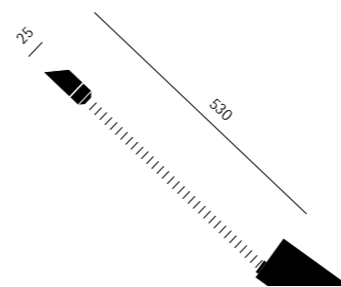
lesetischleuchte aus aluminium mit flexiblen arm. lichtaustritt mit präziser ausleuchtung der lesefläche. finishing: weiss-matt, schwarz-matt oder titansilber pulverbeschichtet. farboptionen für haltering: rot, weiss, schwarz oder titansilber
leuchtmittel
1 x power led 1w



CE



IP20



bauhaus T



design
fernando prado

luminária de mesa para leitura, criada em comemoração aos 90 anos da bauhaus, seu desenho tem fortes influências da escola, mas com uma linguagem própria e contemporânea

possui um sistema de regulação de altura, com travamento obtido através do peso de sua cúpula sobre a haste, sem a necessidade de travas ou parafusos

seu fecho de luz pode ser direcionado para baixo, para a parede ou para o teto como alternativa para iluminação geral rebatida
lâmpada
1 x halopin 40w
1 x led warm white 4w

reading table lamp designed in celebration of the 90 anniversary of bauhaus

a contemporary and unique touch complements its design, strongly influenced by bauhaus. its shade is adjustable in height, and the fixing, free of screws and clamps, is guaranteed by the weight of the shade

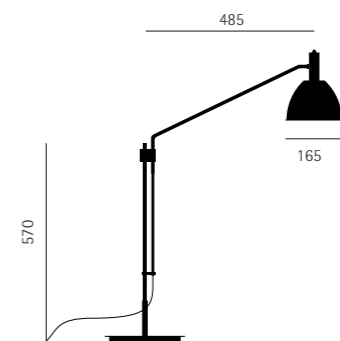
its light beam can be directed upwards, downwards or to the wall, providing both direct or indirect light
lamp
1 x qt14 max 40w g9
1 x led warm white 4w

tischleuchte für den einsatz als leseleuchte oder allgemeine beleuchtung. diese leuchte wurde anlässlich der 90 jahre bauhaus entwickelt. ihr design ist stark von der bauhaus-schule geprägt, dies jedoch in einer eigenen und zeitgemässen sprache

die höhe des leuchtenkopfes ist frei verstellbar. die fixierung erfolgt ohne schrauben

oder klemmen sondern nur durch das eigene gewicht des kopfes

der lichtkegel kann nach unten, auf die wand oder nach oben ausgerichtet werden, so dass direktes und indirektes licht erzeugt werden kann
leuchtmittel
1 x qt14 max 40w g9
1 x led warm white 4w



CE



IP20



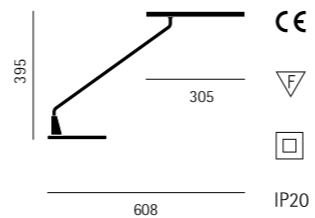


design
fabio falanghe

luminária de mesa orientável em alumínio, utiliza a tecnologia de leds que possibilita uma iluminação eficiente com baixo consumo e sem emissão de calor
lâmpadas
4 leds total 7w - 3000k

adjustable table lamp in aluminium. low energy consumption and emission of heat due use of led technology
lamp
4 x led 1,75w 3000K

verstellbare tischleuchte aus aluminium. effiziente beleuchtung mit niedrigem energieverbrauch und geringer wärmeausstrahlung durch den einsatz von led-technologie
leuchtmittel
4 x led 1,75w 3000K



ovalle T

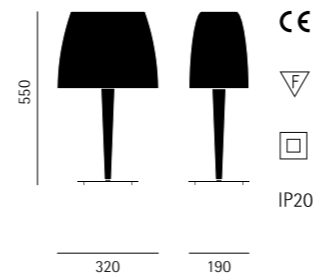


design fernando prado

abajur de mesa para iluminação difusa com cúpula em vidro opalino, base em aço inox escovado e haste em madeira
lâmpadas
 1 x incandescente leitosa até 100W

table lamp for diffuse illumination. stem in wood and stainless steel. opal white blown glass dome
lamp
 1 x a60 max 100w e27
 1 x tc-tse max 20w e27

tischleuchte für diffuse beleuchtung mit standfuss aus holz und gebürstetem edelstahl und schirm aus mundgeblasenem opalglas
leuchtmittel
 1 x a60 max 100w e27
 1 x tc-tse max 20w e27



baju

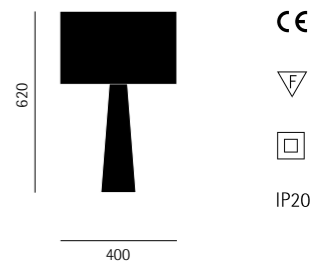


design fernando prado

abajur de mesa para iluminação difusa com base em madeira e cúpula em tecido cru
lâmpadas
 1 x incandescente tipo balloon até 100w

table lamp for diffuse illumination with a wooden stem and a natural fabric dome
lamp
 1 x g95 max 100w e27
 1 x tcg-se 20w e27 (globe)

tischleuchte für diffuse beleuchtung mit standfuss aus holz und stoffschirm in naturfarbe
leuchtmittel
 1 x g95 max 100w e27
 1 x tcg-se 20w e27 (globe)



ginga

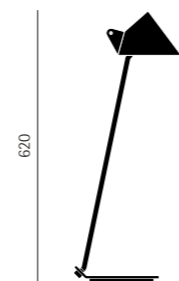


design
fabio falanghe + giorgi

luminária articulável de
mesa em alumínio. acaba-
mento em cores diversas
lâmpadas
1 x halopin até 60w
1 x led warm white 4W
1 x led warm white 4w

adjustable table lamp
in aluminium. finishing
in diverse colours
lamp
1 x qt14 max 60w g9 230v
1 x led warm white 4W
1 x led warm white 4w

verstellbare tischleuchte
aus aluminium. finishing:
pulverbeschichtet in
verschiedenen farber
leuchtmittel
1 x qt14 max 60w g9 230v
1 x led warmweiß 4W
1 x led warm white 4w



102



IP20

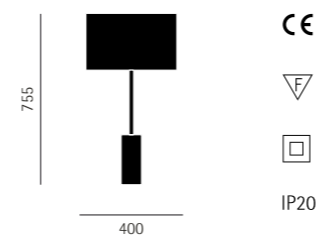


design
fernando prado

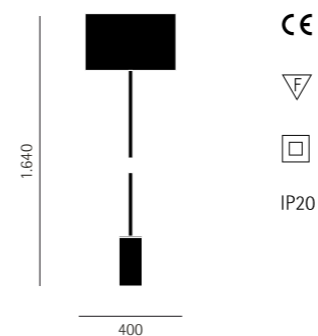
luminária de mesa com cúpula em tecido para iluminação difusa com haste e base de sustentação com acabamento escovado. possui cúpulas nas cores preto, vermelho, branco e natural
lâmpadas
1 x incandescente até 100W

table lamp with a fabric shade for diffuse illumination. stem and base in brushed metal. finishing: shade in black, white, red or natural fabric
lamp
1 x a60 max 100w e27
1 x tc-tse max 20w e27

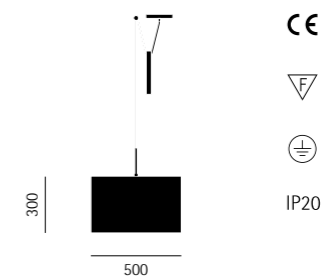
tischleuchte mit stoffschirm für diffuse beleuchtung. standfuß in gebürstetem metall. finishing: stoffschirm in weiss, schwarz, rot oder natur
leuchtmittel
1 x a60 max 100w e27
1 x tc-tse max 20w e27



wish F



wish S



piccolo T

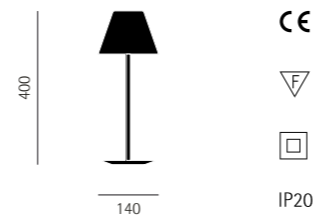


design fernando prado

luminária de mesa com cúpula em vidro opalino soprado e base em alumínio usinado. acabamento em alumínio escovado ou branco fosco
lâmpadas
 1 x halopin com bulbo fosco até 60w

table lamp with opal-coloured blown glass dome and aluminium base. with dimmer or sensor-dimmer. finishing: brushed aluminium
lamp
 1 x qt14 max 60w g9

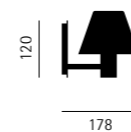
dimmbare tischleuchte mit schirm aus mundgeblasenem weissem opalglas und standrohr aus aluminium. mit dimmer oder sensor-dimmer. finishing: standrohr in gebürstetem aluminium
leuchtmittel
 1 x qt14 max 60w g9



CE

 IP20

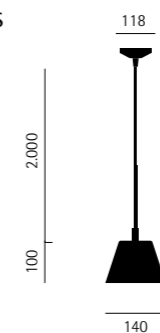
piccolo W4



CE

 IP20

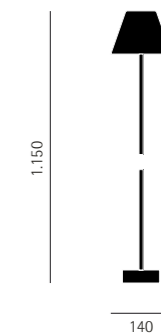
piccolo S



CE

 IP20

piccolo F



CE

 IP20

piccolo R

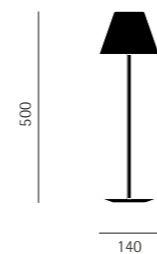


design
fernando prado

luminária de mesa
em alumínio pintado.
acabamento em
cores diversas
lâmpadas
1 x halopin com bulbo fosco
até 60w

table lamp in aluminium.
finishing in diverse colours
lamp
1 x qt14 max 60w g9

tischleuchte aus aluminium.
finishing: pulverbeschichtet
in verschiedenen farber
leuchtmittel
1 x qt14 max 60w g9




CE



IP20

arandelas
wall lights
wandleuchten



led it be B

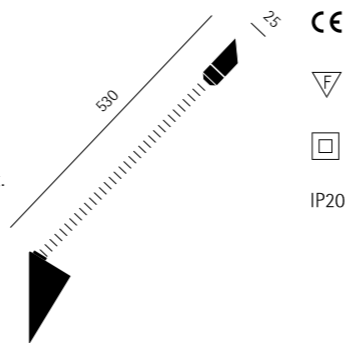


design
fernando prado

luminária de leitura em alumínio com haste orientável para fixação em cabeceira de cama e parede, utiliza power led de 1w com efeito de luz desenvolvido para iluminar somente a área de leitura sem sobras de luz para o ambiente. acabamento em preto fosco, titânio ou branco fosco e anéis de arremate com opções em branco, titânio, preto ou vermelho
lâmpadas
1 x power led 1w

aluminium reading lamp with a flexible stem for mounting on wall or headboard. the narrow beam concentrates the light on the reading area without lighting other parts of the room. finishing: matte white, matte black or titanium powder-coated. holding ring finishing in red, white, black or titanium
lamp
1 x power led 1w

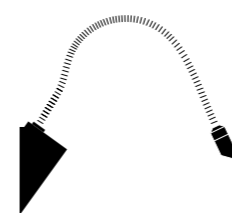
leseleuchte aus aluminium mit flexiblem arm für montage an wand oder betthaupt. lichtaustritt mit präziser ausleuchtung der lesefläche. finishing: weissmatt, schwarz-matt oder titansilber pulverbeschichtet. farboptionen für haltering: rot, weiss, schwarz oder titansilber
leuchtmittel
1 x power led 1w



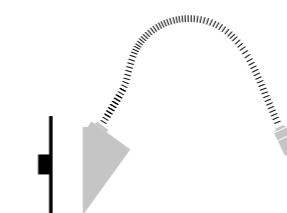
CE



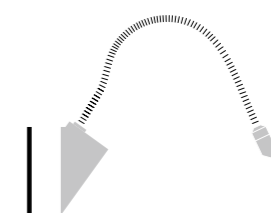
IP20



led it be B



led it be Box



led it be Fio Frontal

bauhaus W

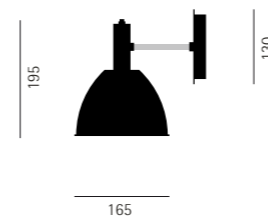


design
fernando prado

arandela criada em comemoração aos 90 anos da bauhaus, seu desenho tem fortes influências da escola, mas com uma linguagem própria e contemporânea. seu fecho de luz pode ser direcionado para os lados
lâmpada
1 x halopin 40w
1 x led warm white 4w

wall lamp designed in celebration of the 90 anniversary of bauhaus. a contemporary and unique touch complements its design, strongly influenced by bauhaus. its light beam can be directed sideways
lamp
1 x qt14 max 40w g9
1 x led warm white 4w

wandleuchte für den einsatz als allgemeine beleuchtung. diese leuchte wurde anlässlich der 90 jahre bauhaus entwickelt. ihr design ist stark von der bauhaus-schule geprägt, dies jedoch in einer eigenen und zeitgemässen sprache. der leuchtenkopf kann nach links oder rechts ausgerichtet werden
leuchtmittel
1 x qt14 max 40w g9
1 x led warm white 4w



CE



IP20



idea

kube A



design
fernando prado

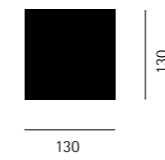
linha de arandelas em alumínio para áreas externas e internas. possibilita uma grande variedade de aplicações, obtidas através do uso de diferentes tipos de lâmpadas e difusores de luz. em alguns modelos há opção de escolha entre fecho direto ou indireto

lâmpada
1 x compacta tripla 18w
1 x halopin 60w
1 x halógena bipino 100w
1 x cdm-t 20w

range of wall lights in aluminium for indoor and outdoor use. the variety of light bulbs and accessories like diffuser and baffle enable the use of kube as down- or uplight as well as diverse applications

serie aus wandleuchten in aluminium für den einsatz im innen- und aussenbereich für verschiedene leuchtmitteln. die verwendung von diverser zubehör wie diffusoren und blende ermöglicht den einsatz von kube als down- oder uplight sowie vielfältige anwendungen

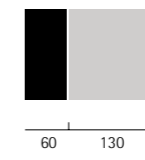
lamps - leuchtmittel
1 x qt14 max 75w 230v g9
1 x qt12 max 100w 12v gy6,35
1 x tc-tel 18w 230v gx24q-2
1 x hit 20w 230v g8,5



CE



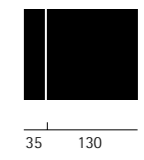
IP 65



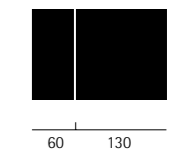
kube A18TC
IP 54



kube AV
brickwork
mounting



kube A75



kube A18T
kube A100
kube A20

cut 1



cut 2



design
fernando prado

linha de balizadores em aço inox para uso em áreas internas ou externas fixados em parede ou piso. controle de ofuscamento e direcionamento dos feixes de luz através da inversão de seus anéis ou movimentação do seu corpo (versão área interna). baixo consumo proporcionado pela tecnologia de leds. corpo em aço inox escovado
lâmpadas
1 x power led 1w

range of orientation luminaires made from stainless steel for indoor and outdoor use. wall and floor mounting. anti glare control and light beam adjustability through rotation of the frontal ring and turning the fixture's body (indoor version). finishing: brushed stainless steel
lamp
1 x power led 1w

linie aus orientierungsleuchten aus edelstahl für den einsatz im innen- und aussenbereich. montage an wand und boden. blend-schutz und verstellbarkeit des lichtkegels durch rotation des vorderen ringes und durch bewegung des leuchtenkörpers (innenraumversion). finishing: gebürsteter edelstahl
leuchtmittel
1 x power led 1w



73.8

84

CE



IP54

linha de balizadores em aço inox para uso em áreas internas ou externas fixados em parede ou piso. controle de ofuscamento e direcionamento dos feixes de luz através da inversão de seus anéis ou movimentação do seu corpo (versão área interna). baixo consumo proporcionado pela tecnologia de leds. corpo em aço inox escovado
lâmpadas
1 x power led 1w

range of orientation luminaires made from stainless steel for indoor and outdoor use. wall and floor mounting. anti glare control and light beam adjustability through rotation of the frontal ring and turning the fixture's body (indoor version). finishing: brushed stainless steel
lamp
1 x power led 1w

linie aus orientierungsleuchten aus edelstahl für den einsatz im innen- und aussenbereich. montage an wand und boden. blend-schutz und verstellbarkeit des lichtkegels durch rotation des vorderen ringes und durch bewegung des leuchtenkörpers (innenraumversion). finishing: gebürsteter edelstahl
leuchtmittel
1 x power led 1w



83.8

121

CE



IP20

petit

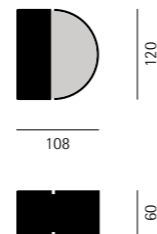


design
studio lumini

arandela para iluminação direta e indireta, para uso interno ou externo, corpo em alumínio tratado e pintado por processo eletrostático nas cores branca, preta ou titânio. visores em vidro temperado translúcido
lâmpadas
1 x halopin com bulbo fosco até 60w

aluminium wall light for direct and indirect light and indoor or outdoor use with translucent tempered glass. finishing: matte white, matte black or titanium powder-coated
lamp
1 x qt14 max 60w g9

wandleuchte aus aluminium für direkte und indirekte beleuchtung und einsatz im innen- und aussenbereich. mit temperierten mattierten gläsern. finishing: weiss-matt, schwarz-matt oder titansilber pulverbeschichtet
leuchtmittel
1 x qt14 max 60w g9



CE



IP54

eclipse

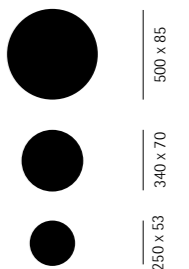


design
fernando prado

arandela circular em alumínio para iluminação indireta. acabamento: branco fosco ou alumínio escovado
lâmpadas
4 x halopin com bulbo fosco 25W

wall light in aluminium for indirect light. finishing: matte-white powder-coated or brushed aluminium
lamp
4 x qt14 25w g9

wandleuchte aus aluminium für indirekte beleuchtung. finishing: weiss-matt pulverbeschichtet oder gebürsteter aluminium
leuchtmittel
4 x qt14 25w g9




CE



IP20

plate

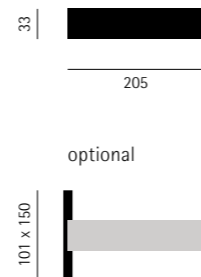


design
studio lumini

bandeja para iluminação indireta em alumínio tratado e pintado por processo eletrostático nas cores branca, preta ou titânio. fixação em parede por meio de canopla ou direto na parede
lâmpadas
1 x halógena palito até 200w

aluminium wall lamp for indirect light. finishing: matte white, matte black or titanium powder-coated
lamp
1 x qt-de12 max 200w
r7s - 230v

wandleuchte aus aluminium für indirekte beleuchtung. finishing: weiss-matt, schwarz-matt oder titan-silber pulverbeschichtet
leuchtmittel
1 x qt-de12 max 200w
r7s - 230v



CE



IP20

mini plate

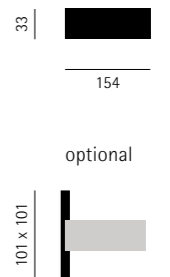


design
studio lumini

bandeja para iluminação indireta em alumínio tratado e pintado por processo eletrostático nas cores branca, preta ou titânio. fixação em parede por meio de canopla ou direto na parede
lâmpadas
1 x halógena palito até 100w

aluminium wall lamp for indirect light. finishing: matte white, matte black or titanium powder-coated
lamp
1 x qt-de12 max 100w
r7s - 230v

wandleuchte aus aluminium für indirekte beleuchtung. finishing: weiss-matt, schwarz-matt oder titan-silber pulverbeschichtet
leuchtmittel
1 x qt-de12 max 100w
r7s - 230v



CE




IP20

brick

brick 54
para uso interno ou externo
lâmpadas
halopin bulbo fosco até 40w

brick 54
outdoor and indoor use
lamp
qt-14 bis max 40w - g9

brick 54
einsatz im aussen- und innenbereich
leuchtmittel
qt-14 bis max 40w - g9



design
studio lumini

arandela para iluminação direta e indireta, para uso interno, corpo em alumínio tratado e pintado por processo eletrostático nas cores branca, preta, titânio ou alumínio escovado
lâmpadas
1 x halopin bulbo fosco até 40w
1 x halógena irc 50w-12v

aluminium wall light for direct or indirect lighting with indoor and outdoor versions. finishing: matte white, matte black or titanium powder-coated or brushed aluminium
lamp
1 x qt-14 max 40w g9
1 x qt-12 max 50w gy6,35 irc

wandleuchte aus aluminium für direkte und indirekte beleuchtung mit versionen für innen- und aussenbereich. finishing: weiss- matt, schwarz- matt oder titansilber pulverbeschichtet oder gebürstetes aluminium
leuchtmittel
1 x qt-14 max 40w g9
1 x qt-12 max 50w gy6,35 irc



CE

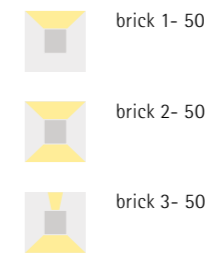


IP20

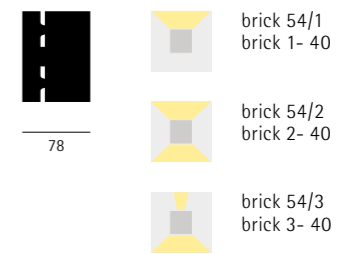
brick 54
IP 43



halopin bulbo fosco
qt-14 max 40w g9



halógena irc
qt-12 max 50w



halopin bulbo fosco
qt-14 max 40w g9



iF gold award
 alemanha
 luna 2005
 bossa 2007
 super bossa 2009



designpreis award
 alemanha
 bossa 2007
 geo 2007
 luna 2007
 led it be 2009
 super bossa 2009



red dot design award
 alemanha
 luna 2006
 bossa 2007
 best of the best



good design award
 usa
 luna 2005
 bossa 2006
 mood 2007
 lift 2009



iF design award
 alemanha
 giro 2004
 geo 2006
 cut 2007
 bossinha 2008
 led it be 2009
 lift 2010



idea design award
 usa
 super bossa 2008
 cut 2008



museu da casa brasileira
 brasil
 giro 2003
 luna 2004
 bossa 2005
 cut 2007
 kube 2008
 led it be 2008
 mood 2008
 lift 2009
 geo edge 2009

DESIGN PLUS

design plus award
 alemanha
 bossa 2006

ida design award
 usa
 bossa 2007
prêmio idea brasil
 super bossa 2008
 mood 2008
 cut 2008
 lift 2009
prêmio top 21 arc design
 brasil
 luna 2007
brasil faz design
 brasil - itália
 giro 2004
brasil design award
 brasil
 lift 2009