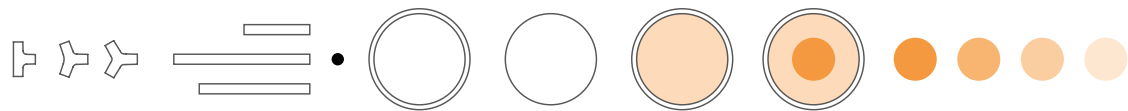


AVVENI

SATTLER

AVVENI

THE STORY	7
FORM AND COLOUR	13
FLEXIBILITY	19
TECHNOLOGY	24
SNAP SYSTEM	35
CONTROLS	40
PORTFOLIO	45
AVVENI TABLE	52
AVVENI FLOOR	56
AVVENI CONCRETE	58
AVVENI PENDANT	64
AVVENI VERTICAL	80
AVVENI CEILING	82
AVVENI SINGLE	90
AVVENI PURE CEILING/WALL	92
AVVENI BRAZO	94
AVVENI DOWNLIGHT	96
AVVENI PURE DOWNLIGHT	100
AVVENI LIGHTLIGHT®	102
AVVENI 3-PHASE-TRACK	106
AVVENI PROJECT	108
TECHNICAL INFORMATION	121

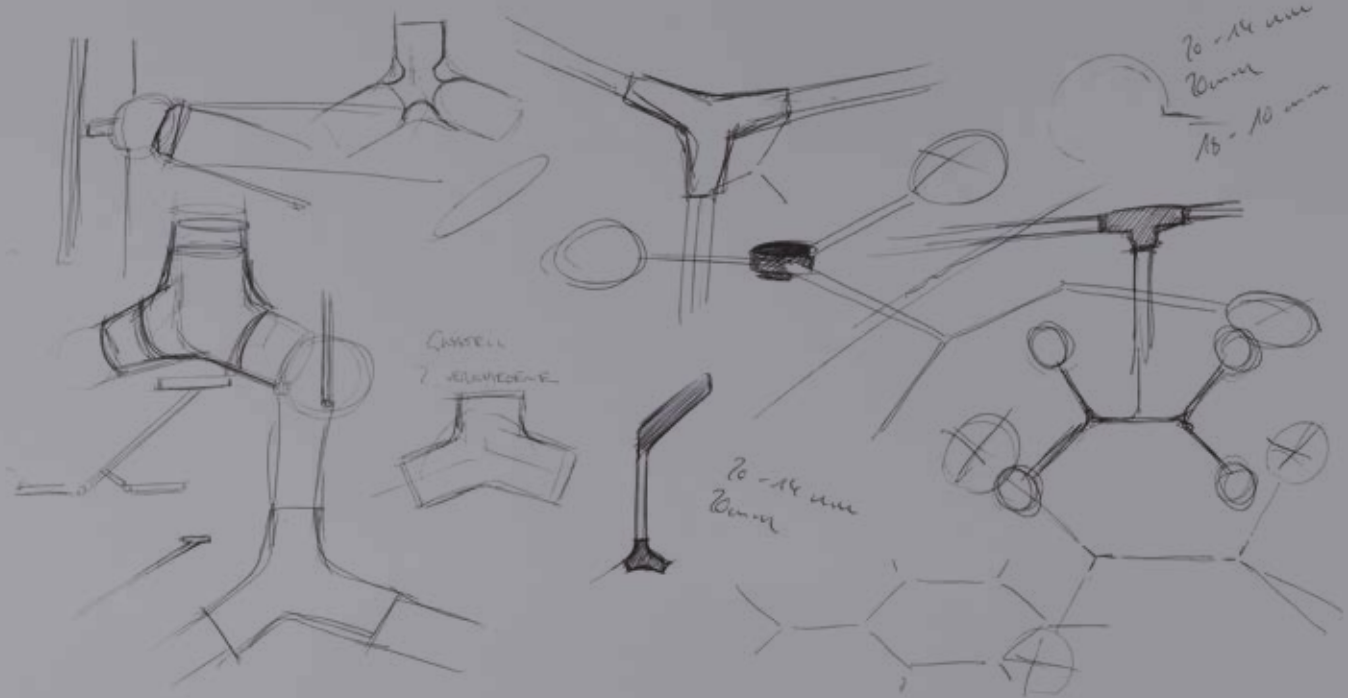


THE STORY



Prägende Stilelemente des SATTLER Produktportfolios sind minimalistische, großdimensionierte Kreiselemente und deren Variationen. Als kreativer Kopf lässt sich Ulrich Sattler von vielfältigen Formen und Technologien inspirieren. Sei es die Affinität zu italienischen Automobil-Designikonen und deren markanter Linienführung, oder aber die intensive Wahrnehmung von Elementen seiner täglichen Umgebung aus Natur und Technik. So ist ein Kernstück der AVVENI, der magnetische Kugelverbinder, dem menschlichen Schultergelenk nachempfunden. Hinzu kommt die einer Zellstruktur gleichenden Modularität, vom Einzeller bis zur komplexen Struktur.

Minimalistic circular shapes in large dimensions, and variations thereof, are distinctive stylistic elements for the SATTLER product portfolio. Ulrich Sattler possesses a highly creative mind and derives his inspiration from different shapes and technologies. These may be inspired by Italian automobile design icons and their elegant use of lines as well as his deep appreciation for elements in his everyday environment – both natural and technological. One of AVVENI's main features is its magnetic ball joint modeled after the human shoulder. Moreover, AVVENI has a cell-like modular structure, ranging from a single cell up to a complex structure.





ULRICH SATTLER MICHAEL SCHMIDT

Mit Ulrich Sattler und Michael Schmidt haben sich zwei kreative Köpfe gefunden, um die Vision AVVENI in ein zukunftsweisendes Lichtkonzept umzusetzen. Ulrich Sattler ist immer auf der Suche nach neuen Wegen, um diese in klare Formen umzusetzen. Der zweite Kreative, Michael Schmidt, Inhaber des Stuttgarter Designstudios code2design, arbeitet als Industrie- und Produktdesigner international für namhafte Marken. Er versteht sich als Designautor, der Geschichten in Produkte umsetzt.

Ulrich Sattler and Michael Schmidt are two creative minds, which combined, are turning the vision of AVVENI into a trendsetting lighting concept. Ulrich Sattler is constantly striving to find new ways of creating elegant and classic shapes. The second creative mind involved is Michael Schmidt, who is the owner of the code2design studio based in Stuttgart (Germany). He works internationally as a product and industrial designer for several renowned brands and regards himself as a design author - translating stories into products.



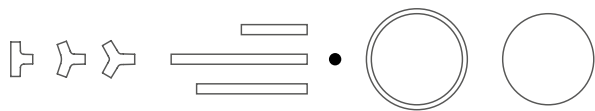
Focus Open 2016
Gold



GERMAN
DESIGN
AWARD
WINNER
2017



Für herausragendes Design und Funktionalität wurden Leuchten der AVVENI-Serie bereits mehrfach ausgezeichnet. For outstanding design and functionality, luminaires of the AVVENI series have already won several awards.



FORM AND COLOUR





Ob Steh-, Pendel- oder Deckenleuchte, die Struktur der AVVENI Leuchtenserie wird geprägt durch Modularität und klare Formensprache. Feine Rundungen und Übergänge, aufeinander abgestimmte Radien und Winkелеlemente ergeben in jeder Kombination ein stimmiges Gesamtbild.


The AVVENI luminaire series is characterised by its unique modular structure and clear expression of form which can be applied to floor lights, pendant or ceiling luminaires. Delicate curvatures and transitions as well as synchronised radiuses and angle elements result in a harmonious form in any combination.

LOOK AND FEEL


COLOUR

Die spannende Kombination von reduzierter Formensprache, edler Haptik der Oberflächen und variabler Farbgebung ergeben eine hohe Flexibilität bei der Anpassung an die jeweilige Raumarchitektur. Neben der gewählten Farbe der Leuchte, bestehend aus Struktur und Ring des Leuchtenkopfes, poliert, schwarz oder weiß lackiert, kann die Deckelfarbe des Leuchtenkopfes individuell gewählt werden: Mit feinem Schliff, in Gold, Schwarz und Silber ergeben sich so elegante Kombinationsmöglichkeiten.


The intriguingly reduced expression of form, a classy surface feel and variable colour schemes enable a high degree of flexibility for the adaption to any particular room architecture. The AVVENI consists of the main modular structure including the light head ring, which comes polished or anodised in black or white. The light head top cover is available in anodised gold, black or silver. All these colour options can be individually selected and allow for exquisite variations.



Strukturfarbe: weiß RAL 9003
 Deckelfarbe: schwarz, gold, silber (eloxiert)
 Finish structure: white RAL 9003
 Finish top cover: black, gold, silver (anodised)

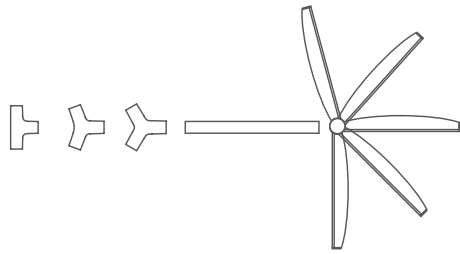


Strukturfarbe: schwarz matt
 Deckelfarbe: silber, schwarz, gold (eloxiert)
 Finish structure: black matt
 Finish top cover: silver, black, gold (anodised)



Strukturfarbe: Aluminium poliert
 Deckelfarbe: gold, silber, schwarz (eloxiert)
 Finish structure: aluminium polished
 Finish top cover: gold, silver, black (anodised)





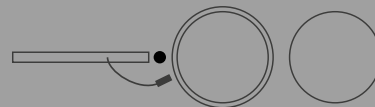
FLEXIBILITY



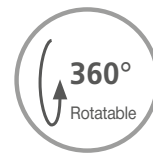
CONNECTION

Zentrales Verbindungselement mit einem Höchstmaß an Bewegungsfreiheit ist der magnetische Kugelgelenkverbinder. Zwischen Leuchtenstruktur und dem auswechselbaren Kopf der Leuchte ist er dem menschlichen Schultergelenk nachempfunden und sorgt in jeder Position für stabilen Halt.

A magnetic joint modeled on the human shoulder enables the highest flexibility of movement possible and acts as the central connecting element between the luminaire structure and its exchangeable light head, thus providing stability in any position.







Beweglichkeit ohne Einschränkung, dreh- und schwenkbar. Der kugelgelagerte Leuchtenkopf der AVVENI-Serie macht alle Bewegungen mit. Dabei garantiert das magnetische Verbindungselement festen Halt. Einfach am Leuchtenring ausstecken, lässt sich der Leuchtenkopf durch Abnehmen vom Magneten jederzeit austauschen. Durch die Kombination von unterschiedlichen Leuchtenköpfen lassen sich so kreative Lichtlösungen realisieren.

180°+360°

Movement without limits, whether horizontal, vertical or rotatory – the light head of the AVVENI series does it all. A magnetic connecting element provides guaranteed stability. The light head can be easily popped in and out at any time by simply taking off the magnet and disconnecting the cable connection. The combined use of different light heads enables the creation of a multitude of lighting solutions.



Unsichtbar im Kopf der AVVENI verborgen, garantiert die Technologie der Leuchte ein Höchstmaß an Flexibilität, Effizienz und Nachhaltigkeit. Modernste Vollspektrum LED-Technologie mit einem Farbwiedergabewert von > 95 ist besonders energiesparend und bildet Farbabstufungen sowie Kontraste hervorragend ab. Darüber hinaus ermöglicht die integrierte Dimmung das separate Ansteuern jedes einzelnen Leuchtenkopfes. Beim Spot-Leuchtenkopf der AVVENI kann Flächen- und Spotlicht unabhängig voneinander geschaltet und individuell gedimmt werden.

TECHNOLOGY

Elegantly hidden in the AVVENI light head is the technology of the fixtures. It guarantees the highest degree of flexibility, efficiency and sustainability. State-of-the-art full spectrum LED technology with a colour rendering index of > 95 is exceptionally energy-saving. Colour gradation and contrasts are magnificently displayed. Moreover, the integrated dimmer makes it possible to control each individual light head separately. The AVVENI spot light head even enables independent switching between the spot and background light as well as individual dimming.





Energieeffiziente Vollspektrum-LED-Technologie.
Energy-efficient full spectrum LED technology.



LED-Technologie mit einem Farbwiedergabewert von >95 für höchsten Sehkomfort bei Farbe und Kontrast.

LED technology with a colour rendering index of >95 for the highest degree of optical convenience regarding colour and contrast.



Mit dem SNAP-SYSTEM lässt sich der 9° Abstrahlwinkel des Spots auch nachträglich auf 17°, 25°, 36° und 60° erweitern.

The convenient SNAP SYSTEM makes it possible to subsequently change the beam angle of 9° to 17°, 25°, 36° or 60°.



Dimmung wahlweise 0-10V, 1-10V, DALI oder Bluetooth Steuerung.

Optional dimming 0-10V, 1-10V, DALI or Bluetooth control.



Folgende Standardlichtfarben stehen zur Auswahl: extra warmweiß 2700K, warmweiß 3000K und neutralweiß 4000K.

The following light colours are available: extra warm-white 2700K, warm-white 3000K and neutral-white 4000K.





HEAD

Die Leuchten des AVVENI-Systems können mit zwei unterschiedlichen Leuchtenköpfen bestückt werden. FLOOD- und SPOT-Leuchtenköpfe können auch nachträglich jederzeit gewechselt werden. Zudem ist auch der Einsatz von unterschiedlichen Leuchtentypen in einer Struktur möglich.

The luminaires in the AVVENI series can be fitted with two different light heads. FLOOD and SPOT light heads may be exchanged at any time. Moreover, different light heads can be fitted on any structure.







FLOOD

Leuchtenkopf mit FLOOD Abstrahlung und zirkularer Prismenscheibe für eine weiche, homogene Lichtabstrahlung. Wahlweise in den Lichtfarben 2700K, 3000K und 4000K und 17W LED Leistung.

Light head with FLOOD light distribution and a circular prism diffuser for a soft and homogenous light beam. Available in the light temperatures 2700K, 3000K and 4000K and 17W LED power.



2700 KELVIN

3000 KELVIN

4000 KELVIN



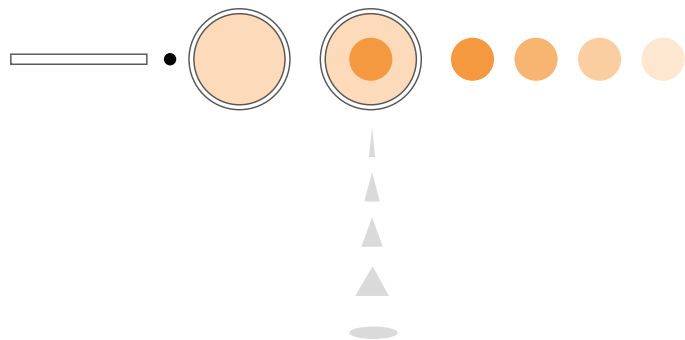
SPOT 9-60°

Leuchtenkopf mit SPOT Abstrahlung für effektvol-
les Akzentlicht und umlaufendes Flächenlicht. Der
Abstrahlwinkel von 9° kann nachträglich mittels des
magnetischen SNAP-SYSTEMS jederzeit angepasst
werden. Spot 15,5W, Flächenlicht 3,5W.

Light head with SPOT light beam for accentuated light
and surrounding background flood light distribution.
The beam angle of 9° can be easily adjusted through
the SNAP SYSTEM. Spot light 15,5W, flood light 3,5W.



9° 17° 25° 36° 60°



SNAP SYSTEM

INDIVIDUAL

AVVENI Leuchten mit 9° Spot bieten durch das integrierte SNAP-SYSTEM verschiedene Möglichkeiten, sich nachträglich dem jeweiligen Bedarf anzupassen. So können Abstrahlwinkel und -form, sowie die Farbtemperatur mittels magnetischer Filterscheiben geändert und bis zu drei Filter miteinander kombiniert werden.

AVVENI luminaires with 9° spot offer various ways of adaption to any customer's requirements by use of the integrated SNAP SYSTEM. Beam angle and shape as well as the colour temperature may be changed using magnetic snap-on lenses. Up to three lenses can be combined.



Spot-light lenses



Light colour lenses




Elliptical lenses






Anti glare protection







BEAM ANGLE LENSES

Spot-light lenses:  9° Standard  17°  25°  36°  60°  13° Asymmetrical

Elliptical lenses:  10-36°  10-60° Squarish lens:  36-36°

LIGHT COLOUR LENSES

STANDARD	2700 K 	3000 K 	4000 K 
CTO 1/4	2450 K 	2700 K 	3500 K 
CTO 1/2	2200 K 	2400 K 	3000 K 
CTO 3/4	2000 K 	2200 K 	2700 K 

ANTI GLARE PROTECTION





COMPOSITION

AVVENI verleiht Ihrer Kreativität ungeahnte Möglichkeiten, lassen Sie Ihren Ideen freien Lauf. Komponieren Sie eigene, stilvolle Lichtszenarien voller Spannung und Dynamik, mit ausgesuchten technischen Zutaten modernster Lichttechnik.

AVVENI allows for unimaginable creative potential – let your ideas flow freely. Compose your own stylistic light concepts in an exciting and dynamic way, including selected components and state-of-the-art light technology.



CONTROL

Bei AVVENI Leuchten mit mehreren Leuchtenköpfen und Anwendungen mit unterschiedlichem Lichtbedarf ist die Steuerung durch 0-10V, 1-10V, DALI oder die CASAMBI Smartphoneapplikation möglich. Mittels Smartphone kann jeder Leuchtenkopf einzeln angesteuert werden. Zudem kann beim SPOT-Kopf der Spot und das Flächenlicht unabhängig voneinander gedimmt und geschaltet werden.

AVVENI luminaires, with several light heads and varying needs of application may be controlled with 0-10V, 1-10V, DALI or the CASAMBI smartphone application. Using CASAMBI each individual light head can be controlled separately. Moreover, the SPOT head enables the independent control of the spot and the surrounding background light as well as individual dimming.

0-10V | 1-10V | DALI | CASAMBI

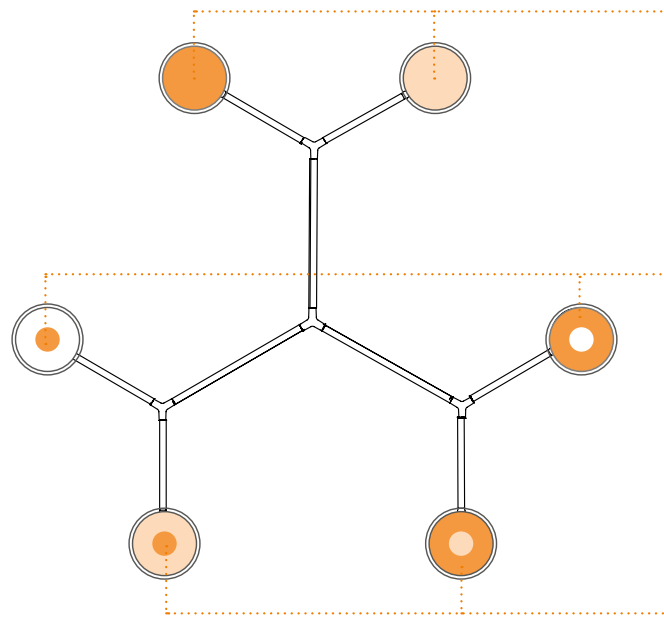


SATTLER Smartphone
Application with CASAMBI
Bluetooth





AVVENI LIGHT CONTROL



FLOOD

Jeder Leuchtenkopf separat dimm- und schaltbar.

Each light head can be dimmed and controlled individually.

SPOT

Spot und Flächenlicht separat schaltbar.

Spot and background light can be controlled separately.

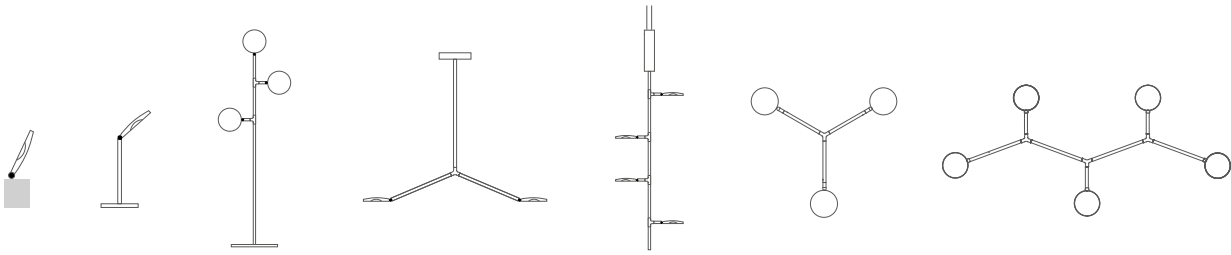
SPOT

Spot und Flächenlicht separat dimmbar.

Spot and background light can be dimmed separately.

Jeder Leuchtenkopf verfügt über eine integrierte Intelligenz und kann über die CASAMBI Smartphoneapplikation mit Bluetooth individuell angesteuert werden.

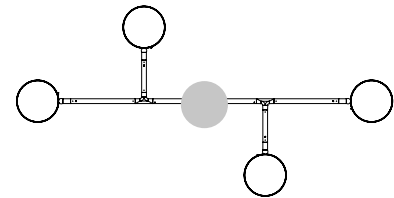
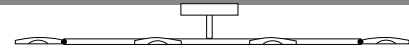
Each light head contains a smart user interface which can be controlled individually via the CASAMBI smartphone application with Bluetooth.



AVVENI CEILING 4

1744 x 882 mm
68.6 x 34.7"

No. 1154...



AVVENI SINGLE

Deckenanbau
Surface mounted
No. 1112...

AVVENI 3-PHASE-TRACK

Stromschienen Adapter
Live track adapter
No. 1113...

AVVENI LIGHTLIGHT®

Stromschienensystem
Track system
No. 1153...

AVVENI SINGLE

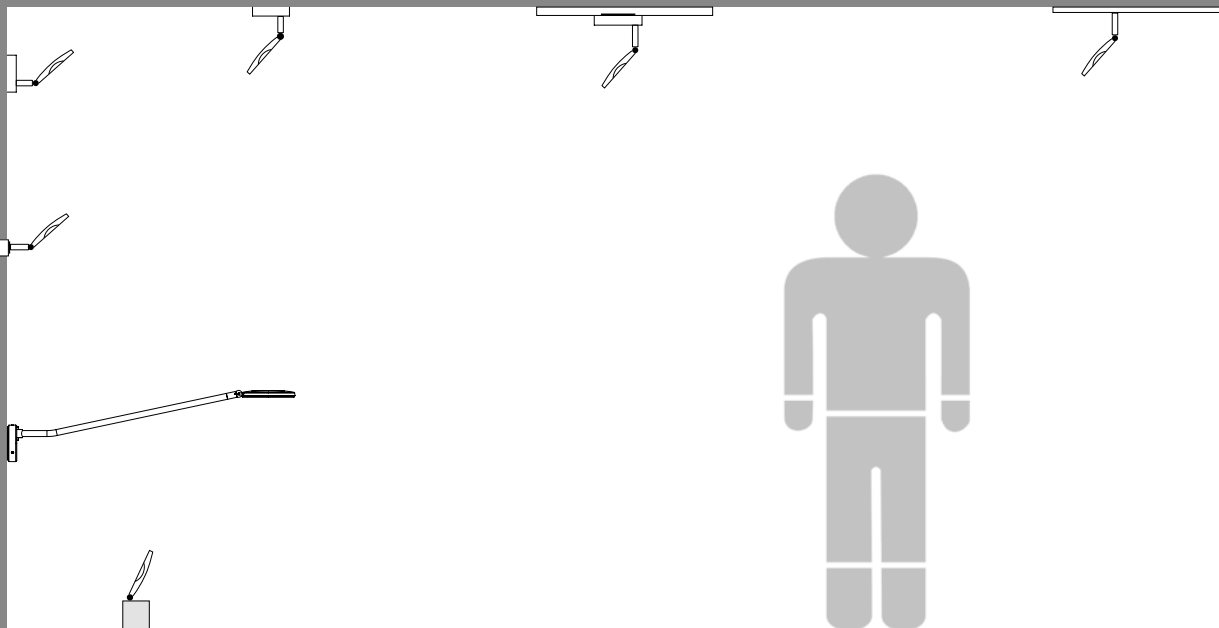
Wandanbau /
Surface mounted
No. 1112...

AVVENI PURE WALL

Wandeinbau /
Recessed
No. 1111...

AVVENI BRAZO

No. 1212...



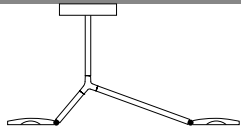
AVVENI CONCRETE

315 mm
12.4"
No. 1155...

AVVENI CEILING²

asymmetrical
410 x 1007 mm
16.1 x 39.6"

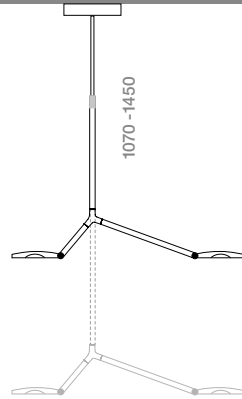
No. 1121...



AVVENI CEILING²

asymmetrical
1070 - 1450 x 1007 mm
42.1 - 57.0 x 39.6"

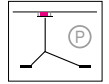
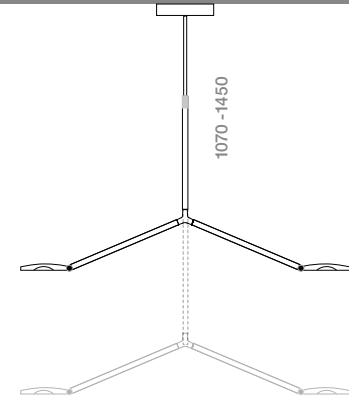
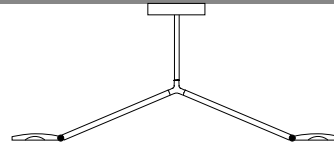
No. 1122...



AVVENI CEILING²

symmetrical
410 x 1332 mm
16.1 x 52.4"

No. 1117...



AVVENI PURE CEILING

Deckeneinbau
Recessed

No. 1114...



AVVENI PURE DOWNLIGHT

Deckeneinbau
Recessed

No. 1157...



AVVENI DOWNLIGHT

Deckeneinbau
Recessed


No. 1115... / 1116...



AVVENI PENDANT¹

Ø 196 x 101 mm
Ø 7.7 x 3.9"

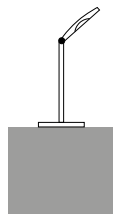
No. 1211...



AVVENI TABLE

560 mm
22.0"

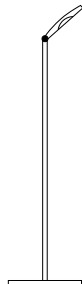
No. 1100...



AVVENI FLOOR

1260 mm
49.6"

No. 1105...



AVVENI FLOOR

1760 mm
69.3"

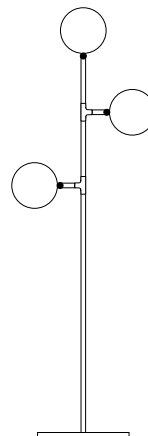
No. 1106...

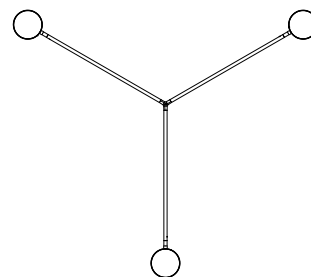
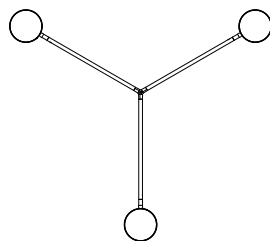
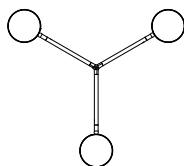
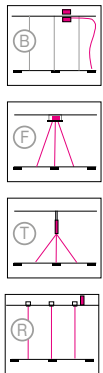


AVVENI FLOOR³

1822 mm
71.7"

No. 1110...





AVVENI PENDANT ³

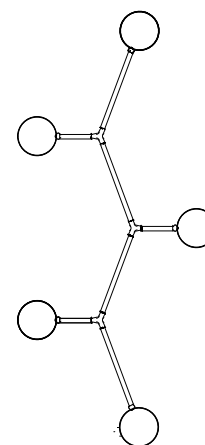
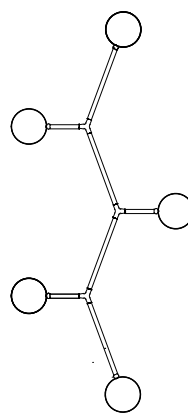
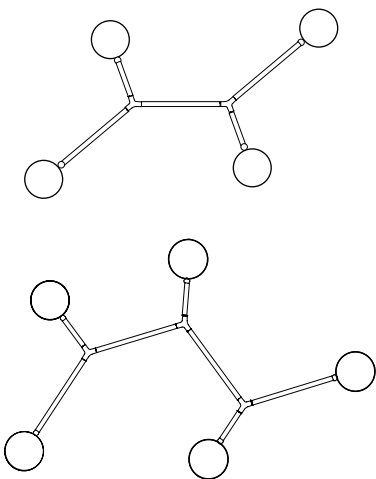
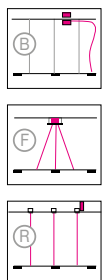
1052 x 936 mm
41.4 x 36.9"
No. 1125...

AVVENI PENDANT ³

1570 x 1386 mm
61.8 x 54.6"
No. 1126...

AVVENI PENDANT ³

2055 x 1806 mm
80.9 x 71.1"
No. 1127...



AVVENI PENDANT ⁴

1581 x 957 mm
62.2 x 37.6"
No. 1210...

AVVENI PENDANT ⁵

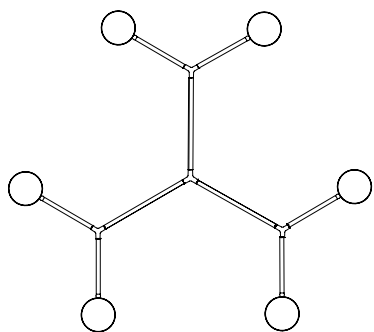
1959 x 1372 mm
77.1 x 54.0"
No. 1130...

AVVENI PENDANT ⁵

2208x 1043 mm
86.2x 41.1"
No. 1128...

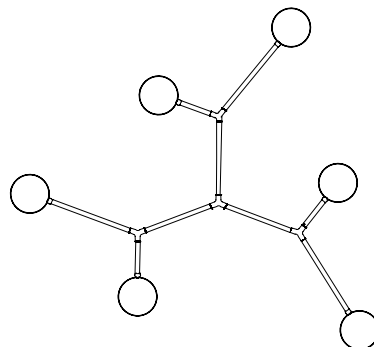
AVVENI PENDANT ⁵

2960 x 1111mm
116.5 x 43.8"
No. 1129...



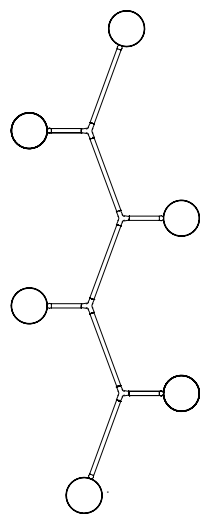
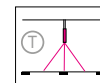
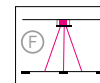
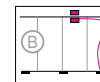
AVVENI PENDANT ⁶

1625 x 1434 mm
64.0 x 56.4"
No. 1136...



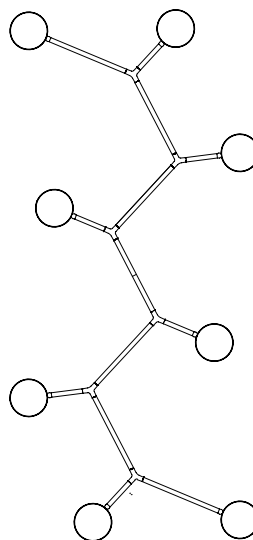
AVVENI PENDANT ⁶

1948 x 1800 mm
76.7 x 71.0"
No. 1137...



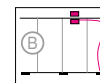
AVVENI PENDANT ⁶

2658 x 1043 mm
104.6 x 41.1"
No. 1135...



AVVENI PENDANT ⁸

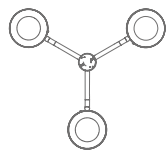
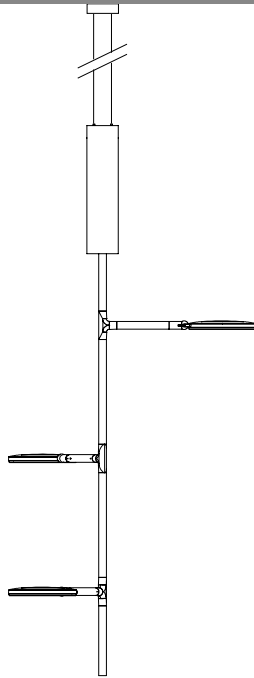
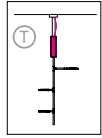
2679 x 1301 mm
105.5 x 51.2"
No. 1140...



AVVENI VERTICAL ³

1574 x 881 mm
61.9 x 34.7"

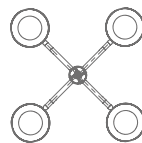
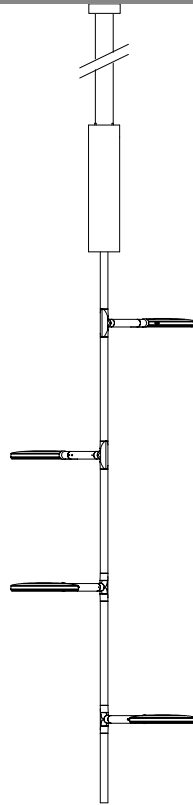
No. 1150...



AVVENI VERTICAL ⁴

1955 x 881 mm
76.9 x 34.7"

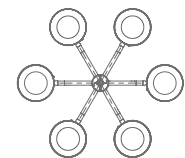
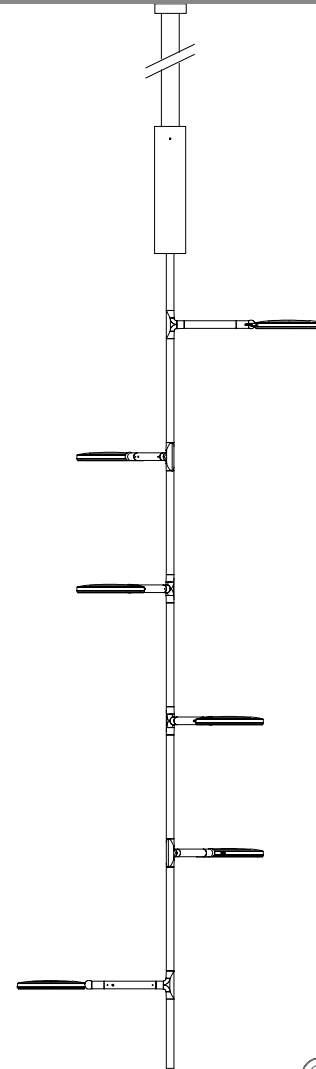
No. 1151...



AVVENI VERTICAL ⁶

2717 x 881 mm
106.9 x 34.7"

No. 1152...



AVVENI TABLE | FLOOR | CONCRETE



AVVENI TABLE

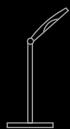


AVVENI FLOOR³

AVVENI CONCRETE



AVVENI TABLE




H 560 / Ø 200 mm
H 22.0 / Ø 7.9"
No. 1100...




Photo: Gergo Gosztom / Gosztom foto

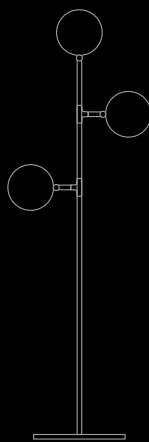
AVVENI FLOOR



FLOOR
1260 mm
49.6"
No. 1105...



FLOOR
1760 mm
69.3"
No. 1106...



FLOOR³
1822 mm
71.7"
No. 1110...



AVVENI CONCRETE



CONCRETE - die AVVENI Betonleuchte. Flexibel im Raum positioniert zeigt sie einen völlig neuen Leuchtenansatz. Individuell angesteuert über die CASAMBI Smartphoneapplikation setzt sie kreative Akzente.

CONCRETE - the AVVENI concrete light - represents an entirely new approach to lighting due to its ability to be flexibly positioned in a room. It can be controlled individually via CASAMBI smartphone application, thus enabling a uniquely creative touch.



AVVENI
CONCRETE



H 315 / Ø 88 mm
H 12.4 / Ø 3.5"
No. 1155...





AVVENI CONCRETE



Haus Zochental - Liebel Architekten, Aalen

AVVENI CEILING 2

AVVENI FLOOR 3



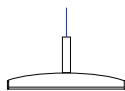
2 x SLIM

7 x AVVENI DOWNLIGHT

AVVENI PENDANT 5

AVVENI PENDANT

AVVENI PENDANT ¹

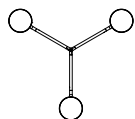


Ø 196 x H 24 mm
Ø 7.7 x H 0.9"
No.1211...





AVVENI PENDANT ³



1052 x 936 mm
41.4 x 36.9"
No.1125...

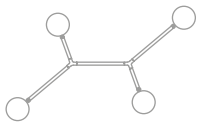
1570 x 1386 mm
61.8 x 54.6"
No. 1126...

2055 x 1806 mm
80.9 x 71.1"
No. 1127...





AVVENI PENDANT ⁴

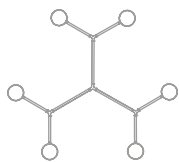


1581 x 957 mm
62.2 x 37.6"
No.1210...





AVVENI PENDANT ⁶



1625 x 1434 mm
64.0 x 56.4"
No. 1136...





Photo: Burg + Schuh

AVVENI PENDANT ⁸



2679 x 1301 mm
105.5 x 51.2"
No. 1140...





AVVENI FLOOR 3

AVVENI TABLE

2 x AVVENI PENDANT ⁸



2679 x 1301 mm
105.5 x 51.2"
No. 1140...





AVVENI PENDANT ⁸



2679 x 1301 mm
105.5 x 51.2"
No. 1140...



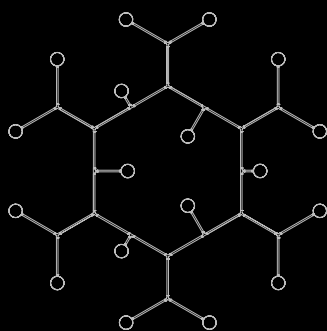
Praxis Dr. Bernas, Eisingen



AVVENI PENDANT 8

AVVENI Downlight

AVVENI PENDANT¹⁸



4420 x 4380 mm
174 x 172"
No. 1156

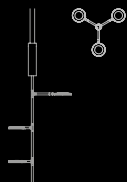




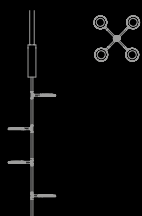
Project: Capital Tower L9, Singapore
Interior Designer: M Moser Associates
distributed by Technolite

AVVENI VERTICAL

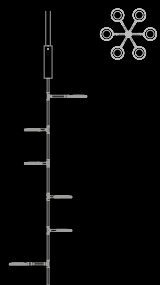
AVVENI VERTICAL^{3|4|6}



H 1574 / W 881
H 62 / W 34.6"
No. 1150...



H 1955 / W 881
H 77 / W 34.6"
No. 1151...



H 2717 / W 881
H 107 / W 34.6"
No. 1152...



Kurparkhotel Bad Wilhelmshöhe,
distributed by Lichtconcept GmbH

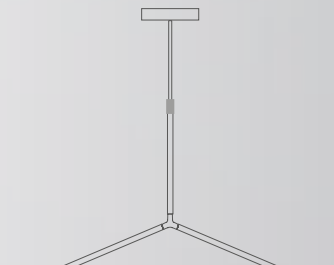
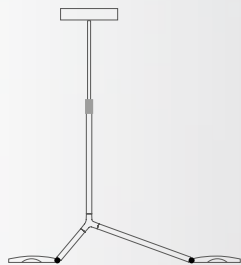
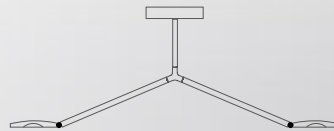
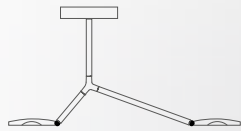
AVVENI CEILING

2 x AVVENI CEILING 2





AVVENI CEILING ²



asymmetrical

410 x 1007 mm

16.1 x 39.6"

No. 1121...

1070 -1450 x 1007 mm

42.1 - 57.0 x 39.6"

No. 1122...

symmetrical

410 x 1332 mm

16.1 x 52.4"

No. 1117...

1070 -1450 x 1332 mm

42.1 - 57.0 x 52.4"

No. 1118...

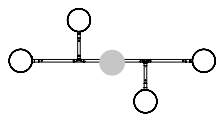




AVVENI PENDANT ⁶ AVVENI CEILING ²



AVVENI CEILING ⁴



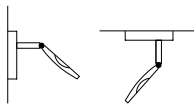
1744 x 882 mm
68.6 x 34.7"
No. 1154...





AVVENI SINGLE

AVVENI SINGLE



Decken- oder Wandleuchte
Surface mounted on ceiling or wall
No. 1112

Ob mit FLOOD oder SPOT Leuchtenkopf: Die AVVENI SINGLE lässt sich individuell und flexibel als Wand- oder Deckenleuchte einsetzen.

Whether as a FLOOD or SPOT version, the AVVENI SINGLE can be used according to individual requirements as a wall or ceiling light.



Salon Mentés, Göppingen

AVVENI PURE CEILING | WALL

AVVENI PURE



CEILING
No. 1114



WALL
No. 1111



Project: REVIDERM, München
Photo: Michael Heinrich



C
I
T
R
U
E
C
A
R
E

REVIDERM

C
I
T
R
U
E
C
A
R
E

REVIDERM

DERMOKOSMETIK

VERTRÄGLICH
& WIRKSAM

MADE IN GERMANY

C
I
T
R
U
E
C
A
R
E



AVVENI BRAZO

AVVENI BRAZO



1057 x 261 mm
41.6 x 10.3"
No. 1212







Haus Zochental - Liebel Architekten, Aalen



6 x AVVENI DOWNLIGHT

AVVENI PENDANT 6

AVVENI DOWNLIGHT



AVVENI DOWNLIGHT



DOWNLIGHT
WITH FRAME
No. 1116



DOWNLIGHT
FRAMELESS
No. 1115



Schwenk- und drehbar als Strahler oder dezent deckenbündig, der in zwei Varianten erhältliche AVVENI DOWNLIGHT mit rotierbarer Grundplatte bietet einzigartige Anwendungsmöglichkeiten.

The AVVENI DOWNLIGHT can be a swiveling spot light or an unobtrusive flush ceiling light with a rotatable base. Therefore, it offers unique application options.

AVVENI PURE DOWNLIGHT

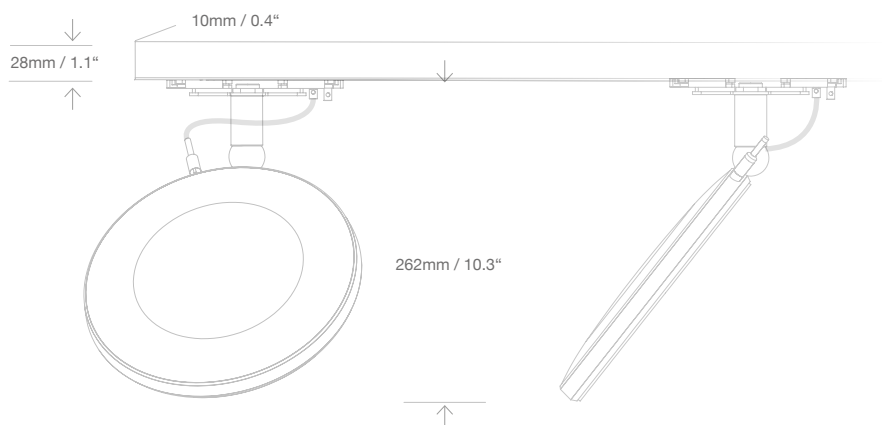
AVVENI PURE DOWNLIGHT



No. 1157



AVVENI lightlight®



buschfeld

Durch die Adaption der AVVENI an das lightlight® Stromschienensystem von buschfeld entsteht eine perfekte Symbiose aus Klarheit, Ästhetik und Funktion, die größtmöglichen Spielraum bei der Kreation raumübergreifender Lichtlösungen bietet.

Through the adaption of the AVVENI to the buschfeld lightlight® track system we have a perfect symbiosis of clarity, aesthetics and function, which provides for utmost flexibility in the creation of comprehensive lighting solutions.

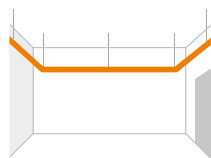
lightlight®

Design: Hans Buschfeld

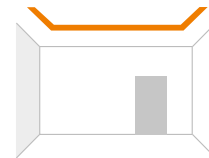
AVVENI
lightlight®

Schienensystem
Track system
No. 1153...

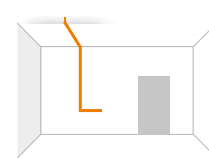
Montageversionen: Mounting versions:



pend36



ceiling36



in36




Montageart: Sonderausführung
Mounting Version: Special Edition



AVVENI PENDANT 5

AVVENI FLOOR

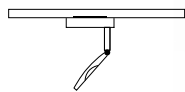


AVVENI 3-PHASE TRACK

AVVENI 3-PHASE-TRACK



AVVENI
3-PHASE TRACK



No. 1113



AVVENI PROJECT

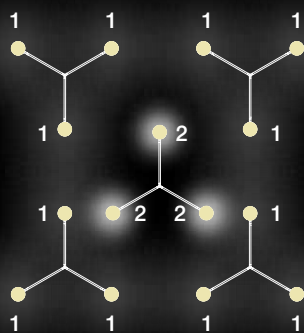
AVVENI PROJECT

Die Leuchtenserie AVVENI eröffnet bei der Planung und Realisierung komplexer Lichtlösungen z.B. im Büro- und Shopbereich neue Horizonte. Durch die strenge Geometrie und die Modularität der Leuchten lassen sich gleiche oder unterschiedliche Elemente in Gruppen zu einem harmonischen Gesamtbild zusammenfassen. In Kombination mit den lichttechnischen Möglichkeiten und der Beweglichkeit der Leuchtköpfe werden so ausgefallenste Lichtideen und Beleuchtungskonzepte Wirklichkeit.

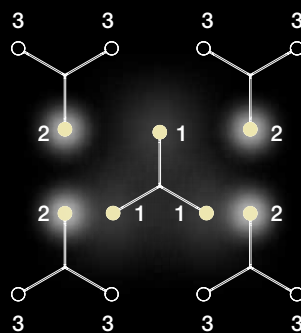
The AVVENI series opens new horizons for the planning and implementation of complex lighting solutions, e.g. in an office or shop area. The luminaires' strict geometry and modular structure permit the harmonious combination of either the same or different grouped elements. Through the bringing together of different AVVENI models along with the movability of the light heads and the possibility to address each light head separately, eccentric lighting ideas can be turned into reality.

AVVENI PENDANT ³

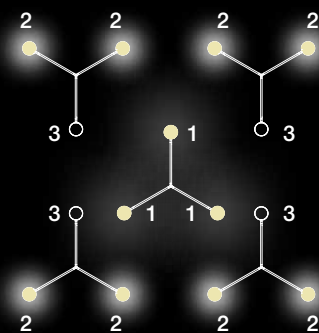
1 – FLOOD, 2 – SPOT, 3 – INDIRECT



Konfiguration / configuration 1



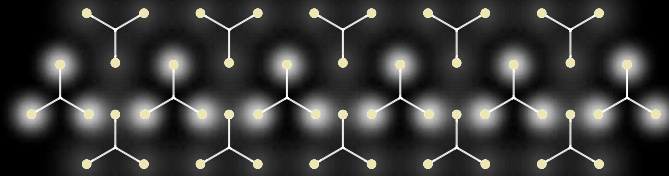
Konfiguration / configuration 2



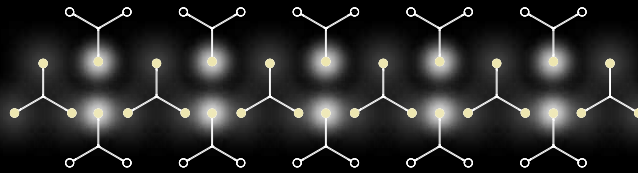
Konfiguration / configuration 3

L-Plan Lighting Design

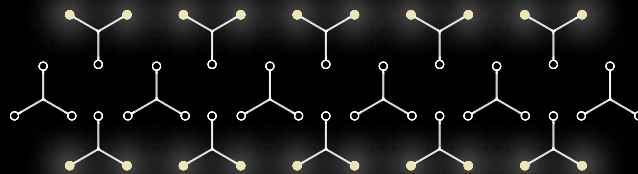
LIGHTING SOLUTION



Lichtlösung 1
Light solution 1
DIRECT / INDIRECT



Lichtlösung 2
Light solution 2
DIRECT



Lichtlösung 2
Light solution 2
INDIRECT

AVVENI

Maße mm - inch.

*Höhenangabe mit Leuchtenkopf

*Indication of height including light head

Watt

Lumen

Gewicht / weight kg / lbs

AVVENI TABLE

*H 560 / Ø 200

*H 22.0 / Ø 7.9"

17 W

1344 Lumen

2,0 kg / 4.4 lbs

AVVENI CONCRETE

*H 315 / Ø 88

*H 12.4 / Ø 3.5"

max. 19 W

1344 Lumen

2,0 kg / 4.4 lbs

AVVENI FLOOR

*H 1260 / Ø 250

*H 49.6 / Ø 9.8"

max. 19 W

1344 Lumen

4,5 kg / 9.9 lbs

AVVENI FLOOR

*H 1760 / Ø 250

*H 69.3 / Ø 9.8"

max. 19 W

1344 Lumen

4,8 kg / 10.6 lbs

STRUCTURE

Type No.

1100.



1155.



1105.



1106.



Finish 1 Structure



12
white matt
Ral 9003



14
black matt



22
aluminium
polished

1100. **12.** XX. XX. XX.
1100. **14.** XX. XX. XX.
1100. **22.** XX. XX. XX.

1155. **00.** XX. XX. XX.

1105. **12.** XX. XX. XX.
1105. **14.** XX. XX. XX.
1105. **22.** XX. XX. XX.

1106. **12.** XX. XX. XX.
1106. **14.** XX. XX. XX.
1106. **22.** XX. XX. XX.

Dimmer



Push button for dimming
0 - 10V
1 - 10V
DALI
*** CASAMBI**

*Each head separately switch- and dimmable

1100. XX. **07.** XX. XX.

1155. XX. **08.** XX. XX.

1105. XX. **07.** XX. XX.

1106. XX. **07.** XX. XX.

Power Supply Cable



90
PVC black

1100. XX. XX. **90.** XX

1155. XX. XX. **90.** XX

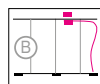
1105. XX. XX. **90.** XX

1106. XX. XX. **90.** XX

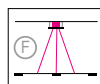
Mounting Version



Power supply cable
including country
specific plug



Suspension with 3 steel
cables and external power
supply unit in separate canopy
or in suspended ceiling



Suspension from canopy
with 3 current-carrying
steel cables

1100. XX. XX. XX. **0N.**

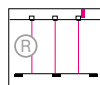
1155. XX. XX. XX. **0N.**

1105. XX. XX. XX. **0N.**

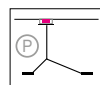
1106. XX. XX. XX. **0N.**



One point suspension
with pendant canopy
and current-carrying
steel cables



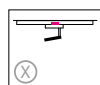
Suspension with 3
current-carrying steel
cables and cavity wall
boxes



Direct ceiling mounting
with power supply unit
in canopy



Direct ceiling mounting
with external power supply



Live track adapter



Recessed in ceiling
with external power supply

Light Head Version

FLOOD

FLOOD

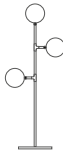
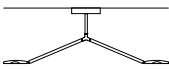
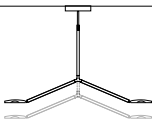


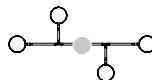












SPOT

FLOOD

SPOT

FLOOD

SPOT

AVVENI FLOOR 3 *H 1822 / Ø 320 *H 71.7 / Ø 12.5" max. 57 W max. 4032 Lumen 7,2 kg / 15.9 lbs	AVVENI CEILING 2 symmetrical L 410 / W 1332 L 16.1 / W 52.4" max. 38 W max. 2688 Lumen 3,2 kg / 7.1 lbs	AVVENI CEILING 2 symmetrical L 1070-1450 / W 1332 L 42.1 - 57.0 / W 52.4" max. 38 W max. 2688 Lumen 3,5 kg / 7.7 lbs	AVVENI CEILING 2 asymmetrical L 410 / W 1007 L 16.1 / W 39.6" max. 38 W max. 2688 Lumen 3,2 kg / 7.1 lbs	AVVENI CEILING 2 asymmetrical L 1070-1450 / W 1007 L 42.1 - 57.0 / W 39.6" max. 38 W max. 2688 Lumen 3,5 kg / 7.7 lbs	AVVENI CEILING 4 L 1744 / W 882 / H 166 L 68.7 / W 34.7 / H 6.5" max. 76 W max. 5376 Lumen 4,0 kg / 8.2 lbs
 1110.	 1117.	 1118.	 1121.	 1122.	 1154.
1110. 12. XX. XX. XX. 1110. 14. XX. XX. XX. 1110. 22. XX. XX. XX.	1117. 12. XX. XX. XX. 1117. 14. XX. XX. XX. 1117. 22. XX. XX. XX.	1118. 12. XX. XX. XX. 1118. 14. XX. XX. XX. 1118. 22. XX. XX. XX.	1121. 12. XX. XX. XX. 1121. 14. XX. XX. XX. 1121. 22. XX. XX. XX.	1122. 12. XX. XX. XX. 1122. 14. XX. XX. XX. 1122. 22. XX. XX. XX.	1154. 12. XX. XX. XX. 1154. 14. XX. XX. XX. 1154. 22. XX. XX. XX.
1110. XX. 07. XX. XX. 1110. XX. 08. XX. XX.	1117. XX. 05. XX. XX. 1117. XX. 04. XX. XX. 1117. XX. 06. XX. XX. 1117. XX. 08. XX. XX.	1118. XX. 05. XX. XX. 1118. XX. 04. XX. XX. 1118. XX. 06. XX. XX. 1118. XX. 08. XX. XX.	1121. XX. 05. XX. XX. 1121. XX. 04. XX. XX. 1121. XX. 06. XX. XX. 1121. XX. 08. XX. XX.	1122. XX. 05. XX. XX. 1122. XX. 04. XX. XX. 1122. XX. 06. XX. XX. 1122. XX. 08. XX. XX.	1154. XX. 05. XX. XX. 1154. XX. 04. XX. XX. 1154. XX. 06. XX. XX. 1154. XX. 08. XX. XX.
1110. XX. XX. 90. XX	1117. XX. XX. 00. XX	1118. XX. XX. 00. XX	1121. XX. XX. 00. XX	1122. XX. XX. 00. XX	1154. XX. XX. 00. XX
1110. XX. XX. XX. 0N.	1117. XX. XX. XX. 0P.	1118. XX. XX. XX. 0P.	1121. XX. XX. XX. 0P.	1122. XX. XX. XX. 0P.	1154. XX. XX. XX. 0P.
FLOOD  SPOT 	FLOOD  SPOT 	FLOOD  SPOT 	FLOOD  SPOT 	FLOOD  SPOT 	FLOOD  SPOT 

AVVENI

Maße mm - inch.

*Höhenangabe mit Leuchtenkopf

*Indication of height including light head

Watt

Lumen

Gewicht / weight kg / lbs

AVVENI SINGLE

Ø 134 / L 285
Ø 5.3 / L 11.2"

max. 19 W

max. 1344 Lumen

1,6 kg / 3.5 lbs

AVVENI PURE CEILING

Ø 130 / L 309
Ø 5.1 / L 12.2"

max. 19 W

max. 1344 Lumen

1,0 kg / 2.2 lbs

AVVENI PURE WALL

Ø 80 / L 252
Ø 3.1 / L 9.9"

max. 19 W

max. 1344 Lumen

1,0 kg / 2.2 lbs

AVVENI 3-PHASE-TRACK

L 314
L 12.4"

max. 19 W

max. 1344 Lumen

2,0 kg / 4.4 lbs

STRUCTURE

Type No.

Finish 1
Structure



12
white matt
Ral 9003



14
black matt



22
aluminum
polished

Dimmer



Without Dimming

0 - 10V

1 - 10V

DALI

* CASAMBI

*Each head separately switch- and dimmable

Power Supply Cable

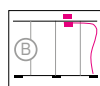


70
silver

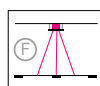
Mounting Version



Power supply cable including country specific plug



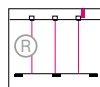
Suspension with 3 steel cables and external power supply unit in separate canopy or in suspended ceiling



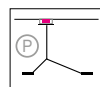
Suspension from canopy with 3 current-carrying steel cables



One point suspension with pendant canopy and current-carrying steel cables



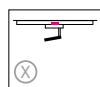
Suspension with 3 current-carrying steel cables and cavity wall boxes



Direct ceiling mounting with power supply unit in canopy



Direct ceiling mounting with external power supply



Live track adapter



Recessed in ceiling with external power supply

1112. XX. XX. XX. **0P.**

1114. XX. XX. XX. **1U.**

Ceiling cutout
Ø 100 mm / 3.9"

1111. XX. XX. XX. **3U.**

Ceiling cutout
Ø 68 mm / 2.7"

1113. XX. XX. XX. **0X.**

Light Head Version

FLOOD

SPOT

FLOOD

SPOT

FLOOD

SPOT

FLOOD

SPOT

Optional

AVVENI DOWNLIGHT PURE	AVVENI DOWNLIGHT frame / frameless	AVVENI LIGHTLIGHT® Track system	AVVENI VERTICAL ³	AVVENI VERTICAL ⁴	AVVENI VERTICAL ⁶
Ø 196 / T 50 Ø 7.7 / T 1.9" max. 19 W max. 1344 Lumen 0,8 kg / 1.8 lbs	Ø 260/240 / T 130/150 Ø 10.2/9.4 / T 5.1/5.9" max. 19 W max. 1344 Lumen 2,5 kg / 5.5 lbs	L 262 L 10.3" max. 19 W max. 1344 Lumen 0,7 kg / 1.5 lbs	H 1574 / W 881 H 62.0 / W 34.7" max. 57 W max. 4032 Lumen 4,7 kg / 10.4 lbs	H 1955 / W 881 H 77.0 / W 34.7" max. 76 W max. 5376 Lumen 5,5 kg / 12.1 lbs	H 2717 / W 881 H 107.0 / W 34.7" max. 114 W max. 8064 Lumen 7,0 kg / 15.4 lbs
1157.	1116.	1153.	1150.	1151.	1152.
1157. 00. XX. XX. XX.	1116/15. 12. XX. XX. XX.	1153. 12. XX. XX. XX. 1153. 14. XX. XX. XX. 1153. 22. XX. XX. XX.	1150. 12. XX. XX. XX. 1150. 14. XX. XX. XX. 1150. 22. XX. XX. XX.	1151. 12. XX. XX. XX. 1151. 14. XX. XX. XX. 1151. 22. XX. XX. XX.	1152. 12. XX. XX. XX. 1152. 14. XX. XX. XX. 1152. 22. XX. XX. XX.
1157. XX. 05. XX. XX. 1157. XX. 04. XX. XX. 1157. XX. 06. XX. XX. 1157. XX. 08. XX. XX.	1116/15. XX. 05. XX. XX. 1116/15. XX. 04. XX. XX. 1116/15. XX. 06. XX. XX. 1116/15. XX. 08. XX. XX.	1153. XX. 00. XX. XX. 1153. XX. 08. XX. XX.	1150. XX. 05. XX. XX. 1150. XX. 04. XX. XX. 1150. XX. 06. XX. XX. 1150. XX. 08. XX. XX.	1151. XX. 05. XX. XX. 1151. XX. 04. XX. XX. 1151. XX. 06. XX. XX. 1151. XX. 08. XX. XX.	1152. XX. 05. XX. XX. 1152. XX. 04. XX. XX. 1152. XX. 06. XX. XX. 1152. XX. 08. XX. XX.
1157. XX. XX. 00. XX	1116/15. XX. XX. 00. XX	1153. XX. XX. 00. XX	1150. XX. XX. 70. XX	1151. XX. XX. 70. XX	1152. XX. XX. 70. XX
1157. XX. XX. XX. 1U.	1116/15. XX. XX. XX. 1V.	1153. XX. XX. XX. 00.	1150. XX. XX. XX. 0T.	1151. XX. XX. XX. 0T.	1152. XX. XX. XX. 0T.
Ceiling cutout 127 mm / 5"	Ceiling cutout 1116. Ø 245 mm / 9.6" 1115. Ø 248 mm / 9.8"	Individuell konfigurierbares Stromschienen System, siehe Datenblatt Live track system, see specification sheet for detailed order information.			
FLOOD	FLOOD	FLOOD	FLOOD	FLOOD	FLOOD
SPOT	SPOT	SPOT	SPOT	SPOT	SPOT
Power Supplies	233.00.00.00.00 for 1 Downlight 234.00.00.00.00 for 2 Downlights 235.00.00.00.00 for 4 Downlights 238.00.00.00.00 for 6 Downlights 248.00.00.00.00 for 15 Downlights				

Detaillierte Informationen zu unseren AVVENI Produkten finden Sie auf den jeweiligen Datenblättern unter www.sattler-lighting.com/produkte
 Detailed technical information can be found on our specification sheets under www.sattler-lighting.com/en/products

AVVENI

Maße mm - inch.

*Höhenangabe mit Leuchtenkopf

*Indication of height including light head

Watt

Lumen

Gewicht / weight kg / lbs

AVVENI BRAZO

L 1057 / H 261
L 41.6 / H 8.5"

max. 19 W

max. 1344 Lumen

2,0 kg / 4.4 lbs

AVVENI PENDANT 1

Ø 196 / H 101
Ø 7,7 / H 3.9"

max. 13 W

max. 1027 Lumen

0,8 kg / 1.7 lbs

AVVENI PENDANT 3

L 1052 / W 936
L 41.4 / W 36.8"

max. 57 W

max. 4032 Lumen

2,3 kg / 5.1 lbs

AVVENI PENDANT 3

L 1570 / W 1386
L 61.8 / W 54.6"

max. 57 W

max. 4032 Lumen

2,6 kg / 5.7 lbs

STRUCTURE

Type No.

Finish 1 Structure



12
white matt
Ral 9003



14
black matt



22
aluminum
polished

Dimmer



Without Dimming

0 - 10V

1 - 10V

DALI

* CASAMBI

*Each head separately switch- and dimmable

Power Supply Cable



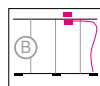
70
silver

00
without power supply cable,
current-carrying suspension
3000 mm (F + T + R)

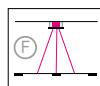
Mounting Version



Power supply cable including country specific plug



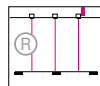
Suspension with steel cables and external power supply unit in separate canopy or in suspended ceiling



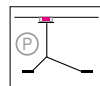
Suspension from canopy with current-carrying steel cables



One point suspension with pendant canopy and current-carrying steel cables



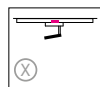
Suspension with current-carrying steel cables and cavity wall boxes



Direct ceiling mounting with power supply unit in canopy



Direct ceiling mounting with external power supply



Live track adapter



Recessed in ceiling with external power supply

Light Head Version

FLOOD



SPOT



FLOOD



SPOT



FLOOD



SPOT



FLOOD



SPOT



1212.

1212. **12.** XX. XX. XX.
1212. **14.** XX. XX. XX.
1212. **22.** XX. XX. XX.

1211.

1211. **00.** XX. XX. XX.

1211. XX. **05.** XX. XX.
1211. XX. **04.** XX. XX.
1211. XX. **06.** XX. XX.
1211. XX. **08.** XX. XX.

1125.

1125. **12.** XX. XX. XX.
1125. **14.** XX. XX. XX.
1125. **22.** XX. XX. XX.

1125. XX. **05.** XX. XX.
1125. XX. **04.** XX. XX.
1125. XX. **06.** XX. XX.
1125. XX. **08.** XX. XX.

1126.

1126. **12.** XX. XX. XX.
1126. **14.** XX. XX. XX.
1126. **22.** XX. XX. XX.

1126. XX. **05.** XX. XX.
1126. XX. **04.** XX. XX.
1126. XX. **06.** XX. XX.
1126. XX. **08.** XX. XX.

1212. XX. XX. **00.** XX

1211. XX. XX. **82.** XX
black

1125. XX. XX. **70.** XX
1125. XX. XX. **00.** XX

1126. XX. XX. **70.** XX
1126. XX. XX. **00.** XX

1125. XX. XX. XX. **0P.**

1125. XX. XX. XX. **0F.**

1125. XX. XX. XX. **0R.**

1125. XX. XX. XX. **0B.**

1125. XX. XX. XX. **0F.**

1125. XX. XX. XX. **0T.**

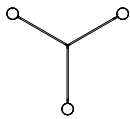
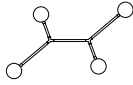
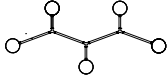
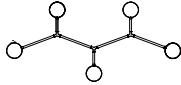
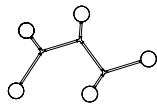
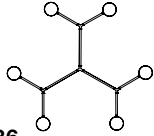












1125. XX. XX. XX. **0R.**

1126. XX. XX. XX. **0B.**

1126. XX. XX. XX. **0F.**

1126. XX. XX. XX. **0T.**

1126. XX. XX. XX. **0R.**

AVVENI PENDANT 3	AVVENI PENDANT 4	AVVENI PENDANT 5	AVVENI PENDANT 5	AVVENI PENDANT 5	AVVENI PENDANT 6
L 2055 / W 1806 L 80.9 / W 71.1" max. 57 W max. 4032 Lumen 2,8 kg / 6.2 lbs	L 1581 / W 957 L 62.2 / W 37.6" max. 76 W max. 5376 Lumen 4,0 kg / 8.8 lbs	L 2208 / W 1043 L 86.9 / W 41.1" max. 95 W max. 6720 Lumen 4,5 kg / 9.9 lbs	L 2960 / W 1111 L 116.5 / W 43.7" max. 95 W max. 6720 Lumen 4,7 kg / 10.4 lbs	L 1959 / W 1372 L 77.1 / W 54.0" max. 95 W max. 6720 Lumen 4,7 kg / 10.4 lbs	L 1625 / W 1434 L 64.0 / W 56.4" max. 108 W max. 8064 Lumen 5,1 kg / 11.2 lbs
					
1127.	1210.	1128.	1129.	1130.	1136.
1127. 12. XX. XX. XX. 1127. 14. XX. XX. XX. 1127. 22. XX. XX. XX.	1210. 12. XX. XX. XX. 1210. 14. XX. XX. XX. 1210. 22. XX. XX. XX.	1128. 12. XX. XX. XX. 1128. 14. XX. XX. XX. 1128. 22. XX. XX. XX.	1129. 12. XX. XX. XX. 1129. 14. XX. XX. XX. 1129. 22. XX. XX. XX.	1130. 12. XX. XX. XX. 1130. 14. XX. XX. XX. 1130. 22. XX. XX. XX.	1136. 12. XX. XX. XX. 1136. 14. XX. XX. XX. 1136. 22. XX. XX. XX.
1127. XX. 05. XX. XX. 1127. XX. 04. XX. XX. 1127. XX. 06. XX. XX. 1127. XX. 08. XX. XX.	1210. XX. 05. XX. XX. 1210. XX. 04. XX. XX. 1210. XX. 06. XX. XX. 1210. XX. 08. XX. XX.	1128. XX. 05. XX. XX. 1128. XX. 04. XX. XX. 1128. XX. 06. XX. XX. 1128. XX. 08. XX. XX.	1129. XX. 05. XX. XX. 1129. XX. 04. XX. XX. 1129. XX. 06. XX. XX. 1129. XX. 08. XX. XX.	1130. XX. 05. XX. XX. 1130. XX. 04. XX. XX. 1130. XX. 06. XX. XX. 1130. XX. 08. XX. XX.	1136. XX. 05. XX. XX. 1136. XX. 04. XX. XX. 1136. XX. 06. XX. XX. 1136. XX. 08. XX. XX.
1127. XX. XX. 70. XX 1127. XX. XX. 00. XX	1210. XX. XX. 70. XX 1210. XX. XX. 00. XX	1128. XX. XX. 70. XX 1128. XX. XX. 00. XX	1129. XX. XX. 70. XX 1129. XX. XX. 00. XX	1130. XX. XX. 70. XX 1130. XX. XX. 00. XX	1136. XX. XX. 70. XX 1136. XX. XX. 00. XX
1127. XX. XX. XX. 0B. 1127. XX. XX. XX. 0F. 1127. XX. XX. XX. 0T. 1127. XX. XX. XX. 0R.	1210. XX. XX. XX. 0B. 1210. XX. XX. XX. 0F. 1210. XX. XX. XX. 0R.	1128. XX. XX. XX. 0B. 1128. XX. XX. XX. 0F. 1128. XX. XX. XX. 0R.	1129. XX. XX. XX. 0B. 1129. XX. XX. XX. 0F. 1129. XX. XX. XX. 0R.	1130. XX. XX. XX. 0B. 1130. XX. XX. XX. 0F. 1130. XX. XX. XX. 0R.	1136. XX. XX. XX. 0B. 1136. XX. XX. XX. 0F. 1136. XX. XX. XX. 0T.
FLOOD  SPOT 	FLOOD  SPOT 	FLOOD  SPOT 	FLOOD  SPOT 	FLOOD  SPOT 	FLOOD  SPOT 

AVVENI

Maße mm - inch.

*Höhenangabe mit Leuchtenkopf

*Indication of height including light head

Watt

Lumen

Gewicht / weight kg / lbs

AVVENI PENDANT 6

L 1948 / W 1800
L 76.7 / W 70.8"

max. 114 W

max. 8064 Lumen

5,4 kg / 11.9 lbs

AVVENI PENDANT 6

L 2658 / W 1043
L 105.0 / W 41.1"

max. 114 W

max. 8064 Lumen

5,3 kg / 11.7 lbs

AVVENI PENDANT 8

L 2679 / W 1301
L 105.5 / W 51.2"

max. 152 W

max. 10752 Lumen

7,1 kg / 15.7 lbs

AVVENI PENDANT 18

L 4420 / W 4380
L 174 / W 172"

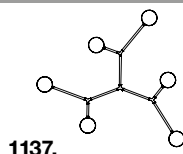
max. 324 W

max. 24192 Lumen

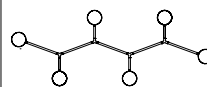
20,0 kg / 44.1 lbs

STRUCTURE

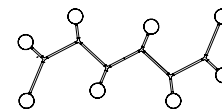
Type No.



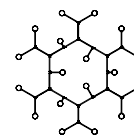
1137.



1135.



1140.



1156.

Finish 1

Structure



12
white matt
Ral 9003



14
black matt



22
aluminum
polished

1137. **12.** XX. XX. XX.
1137. **14.** XX. XX. XX.
1137. **22.** XX. XX. XX.

1135. **12.** XX. XX. XX.
1135. **14.** XX. XX. XX.
1135. **22.** XX. XX. XX.

1140. **12.** XX. XX. XX.
1140. **14.** XX. XX. XX.
1140. **22.** XX. XX. XX.

1156. **12.** XX. XX. XX.
1156. **14.** XX. XX. XX.
1156. **22.** XX. XX. XX.

Dimmer



Without Dimming

0 - 10V

1 - 10V

DALI

* CASAMBI

*Each head separately switch- and dimmable

1137. XX. **05.** XX. XX.
1137. XX. **04.** XX. XX.
1137. XX. **06.** XX. XX.
1137. XX. **08.** XX. XX.

1135. XX. **05.** XX. XX.
1135. XX. **04.** XX. XX.
1135. XX. **06.** XX. XX.
1135. XX. **08.** XX. XX.

1140. XX. **05.** XX. XX.
1140. XX. **04.** XX. XX.
1140. XX. **06.** XX. XX.
1140. XX. **08.** XX. XX.

1156. XX. **05.** XX. XX.
1156. XX. **04.** XX. XX.
1156. XX. **06.** XX. XX.
1156. XX. **08.** XX. XX.

Power Supply
Cable



70
silver

00
without power supply cable,
current-carrying suspension
3000 mm (F + T + R)

1137. XX. XX. **70.** XX
1137. XX. XX. **00.** XX

1135. XX. XX. **70.** XX

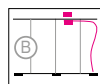
1140. XX. XX. **70.** XX

1156. XX. XX. **70.** XX

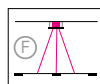
Mounting Version



Power supply cable
including country
specific plug



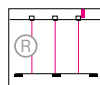
Suspension with steel
cables and external power
supply unit in separate canopy
or in suspended ceiling



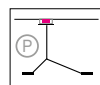
Suspension from canopy
with current-carrying
steel cables



One point suspension
with pendant canopy
and current-carrying
steel cables



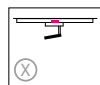
Suspension with
current-carrying steel
cables and cavity wall
boxes



Direct ceiling mounting
with power supply unit
in canopy



Direct ceiling mounting
with external power supply



Live track adapter



Recessed in ceiling
with external power supply

1137. XX. XX. XX. **0B.**
1137. XX. XX. XX. **0F.**
1137. XX. XX. XX. **0T.**

1135. XX. XX. XX. **0B.**

1140. XX. XX. XX. **0B.**

1140. XX. XX. XX. **0B.**

Light Head Version

FLOOD



SPOT



FLOOD



SPOT



FLOOD



SPOT




FLOOD



SPOT



AVVENI ACCESSORIES









AVVENI Leuchten mit 9° Spot bieten durch das integrierte SNAP-SYSTEM verschiedene Möglichkeiten, sich nachträglich dem jeweiligen Bedarf anzupassen. So können Abstrahlwinkel und -form, sowie die Farbtemperatur mittels magnetischer Filterscheiben geändert und bis zu drei Filter miteinander kombiniert werden.

AVVENI luminaires with 9° spot offer various ways of adaption to any customer's requirements by use of the integrated SNAP SYSTEM. Beam angle and shape as well as the colour temperature may be changed using magnetic snap-on lenses. Up to three lenses can be combined.

BEAM ANGLE LENSES



Spot-light lenses* magnetic snap-on lenses to change the beam angle

	17°		Spot	1174. 00. 00. 00. 00
	25°		Spot	1163. 00. 00. 00. 00
	36°		Spot	1164. 00. 00. 00. 00
	60°		Spot	1165. 00. 00. 00. 00
	13°		Spot asymmetrical 0-20°, consisting of 2 lenses	1177. 00. 00. 00. 00

Elliptical lens* magnetic snap-on lenses for asymmetrical light beam
















	10-36°		Ellipse*	1166. 00. 00. 00. 00
	10-60°		Ellipse*	1175. 00. 00. 00. 00

Square lens* magnetic snap-on lenses for square light beam

	36°-36°		Square* *approx. 10% reduction of the lumen output	1176. 00. 00. 00. 00
---	----------------	---	---	-----------------------------

LIGHT COLOUR LENSES

Colour temperatur lenses* magnetic snap-on lenses that shift colour temperature

Starting light colour KELVIN (K)	2700 	3000 	4000 	
 CTO 1/4	2450 	2700 	3500 	1160. 00. 00. 00. 00
 CTO 1/2	2200 	2400 	3000 	1161. 00. 00. 00. 00
 CTO 3/4	2000 	2200 	2700 	1162. 00. 00. 00. 00

*reduction of the lumen output : CTO 1/4 = 10%, CTO 1/2 = 25%, CTO 3/4 = 40%

ANTI GLARE PROTECTION

Louwer snap magnetic snap-on adaptor to eliminate high angle glare

		1167. 00. 00. 00. 00
---	---	-----------------------------

AVVENI LIGHT HEAD

Die Leuchten des AVVENI-Systems können mit zwei unterschiedlichen Leuchtenköpfen bestückt werden. FLOOD- und SPOT-Leuchtenköpfe können jederzeit gewechselt werden. Zudem ist auch der Einsatz von unterschiedlichen Leuchtentypen an einer Struktur möglich.

The AVVENI series allows for two different light heads: FLOOD and SPOT. The FLOOD and SPOT heads can be exchanged at any time. Moreover, the two distinct heads may be combined within any AVVENI structure.

LIGHT HEAD

Type No.

01. XX. XX. XX. XX. XX. XX.
02. XX. XX. XX. XX. XX. XX. (only No. 1157)

Finish 2
 Light head
 outside ring



12
 white matt
 Ral 9003



62 (14)
 black
 matt



22
 aluminum
 polished



Finish 2 must be the same as finish 1

XX. **12.** XX. XX. XX. XX. XX.
 XX. **62.** XX. XX. XX. XX. XX.
 XX. **22.** XX. XX. XX. XX. XX. (not possible No. 1157)

Finish 3
 Light head
 top cover



60
 silver
 anodised



61
 gold
 anodised



62
 black
 anodised



XX. XX. **60.** XX. XX. XX. XX.
 XX. XX. **61.** XX. XX. XX. XX.
 XX. XX. **62.** XX. XX. XX. XX.

LED
 36V, CRI >95



Extra warm-white 2700 K
Warm-white 3000 K
Neutral-white 4000 K

XX. XX. XX. **27.** XX. XX. XX.
 XX. XX. XX. **30.** XX. XX. XX.
 XX. XX. XX. **40.** XX. XX. XX.

Beam Angle

FLOOD

Watt Lumen
17 W 1344¹



XX. XX. XX. XX. **99.** 00. 00

* Spot 9° with spot-light
 transformer via snap-
 system

SPOT 9° 19 W 1268¹

***SPOT 25° 19 W 1174¹**



XX. XX. XX. XX. **09.** 00. 00

Spot 15,5 W
General light 3,5 W

***SPOT 36° 19 W 1174¹**

***SPOT 60° 19 W 1174¹**

XX. XX. XX. XX. **36.** 00. 00

XX. XX. XX. XX. **60.** 00. 00

How to order... FAQs

1. Light Structure	> Type No.	> Finish 1	> Dimmer	> Power supply cable	> Mounting version
2. Light Head	> Type No.	> Finish 2	> Finish 3	> LED light colour	> FLOOD or SPOT > Beam Angle

TECHNISCHE INFORMATIONEN | TECHNICAL INFORMATION



Positive Ökobilanz:

Unsere Leuchten sind mit LED-Technologie der neuesten Generation ausgestattet, sind energiesparend, langlebig, sparen CO₂ und schonen damit Umwelt und Klima. Die Verwendung ausgesuchter Materialien sichert, dass nahezu alle Leuchtenbauteile umweltfreundlich recycelt werden können.

Environmentally Conscious:

Our lights are equipped with the latest in LED technology, which is energy saving and long-lasting, therefore preserving the environment. The use of well selected materials, guarantees an environmentally friendly recycling process of almost every component.

Diese Leuchten enthalten eingebaute LED-Lampen:
These lamps have built-in LED lights:

AVVENI PURE TRACK SYSTEM
AVVENI 3-PHASE-TRACK
AVVENI TABLE
AVVENI FLOOR
AVVENI CONCRETE
AVVENI PENDANT
AVVENI VERTICAL
AVVENI CEILING
AVVENI SINGLE
AVVENI PURE CEILING / WALL
AVVENI BRAZO
AVVENI DOWNLIGHT
AVVENI PURE DOWNLIGHT

874-2012



Erfüllt die Anforderungen aller für dieses Produkt gültigen EG-Richtlinien.
Meets the requirements of all applicable to this product EC directives.



Für diese Produkte können Lichtverteilungskurven angefordert werden.
For this product light distribution curves may be requested.



Deutsche Wertarbeit,
Zertifizierte Qualität
Handcrafted in Germany,
certified quality



Schutzart
Protective rating



Lichtverteilung
Light distribution



Gewicht beachten, ausreichende Deckenbelastbarkeit sicherstellen
Sufficient load capacity of the ceiling structure has to be ensured



Bluetooth CASAMBI
Steuerung mit App
remote control through app



Produkte die mit diesem Zeichen versehen sind, wurden nach UL-Sicherheitsstandards für den US-amerikanischen und kanadischen Markt getestet und zertifiziert. Einzelne Produktvariationen können jedoch von der Zertifizierung ausgenommen sein. Bitte fragen Sie im Zweifel bei uns nach.
„Conforms to UL-STD 1598, Certified to CSA-STD C22.2 No. 250.0-08“

Products with this mark have been tested and certified to comply with UL safety standards for the US-American and Canadian market. Some product characteristics, however, may not bear the certification. Please do not hesitate to contact us in case of doubt.
„Conforms to UL-STD 1598, Certified to CSA-STD C22.2 No. 250.0-08“



Zur Montage auf entflammaren Baustoffen, deren Entzündungstemperatur mindestens 200° C beträgt geeignet.

Luminaires are suitable for mounting on ordinary flammable materials, which have an inflammation point of at least 200° C.



Schutzklasse
Protection class



Dimmung
Dimmable



LED-Lichttechnik 36V: 2700K, 3000K, 4000K
LED-technology 36V: 2700K, 3000K, 4000K

Technische Änderungen, Irrtümer und Druckfehler vorbehalten

- 1) Tatsächlicher Lumenwert: Verluste durch Diffusoren und Reflektoren sind berücksichtigt. Die Lumen-Werte beziehen sich auf eine Umgebungstemperatur von max. 30°C / 95°F.
- 2) Leuchtengewichte ohne separate Technischeinheit oder Baldachin.

Technical data subject to change. Errors and omissions excepted 1) Net lumen output: Losses due to diffusers and reflectors are considered. Lumen values refer to an ambient temperature of max. 35° C / 95° F.
2) Weight of lights without remote technical unit or canopy.

SATTLER GmbH

Wilhelm-Zwick-Str. 6
73035 Göppingen - Germany

Phone: +49 (0) 7161 / 920 193 - 0

E-Mail: info@sattler-lighting.com

Export Department:

Phone: +49 (0) 7161 / 920 193 - 50

eMail: export@sattler-lighting.com

www.sattler-lighting.com

SATTLER