

tossB

Katalog 2016

Vertrieb Deutschland

ALTA LINEA GMBH

Am Sandhof 6

41469 Neuss

www.altalineade.com

office@altalineade.com



euroluce 2011



light+building 2012

tossB


catalogue 2016

When tossB designs its lighting units, the unique place taken up by light in our lives and its influence on our sense of well-being are considered very crucial elements. Many aspects play a role in the development of light fixtures, which cannot always be defined in concrete terms and are sometimes not readily perceptible. Functional and technical features may not be overlooked. Painstaking design and manufacturing will guarantee a timeless and lasting product.

tossB reserves the right to alter material, dimensions and characteristics without prior notice.

content

25°	8	disk	80	linje	150	strip	212
bang	12	dot	84	maxibu	154	tibo	216
big bang	18	final cut	88	nero	160	tilt	224
blackjack	28	flag	94	nis	164	tuba	228
boomer	32	flink	98	nomibu	168	tube	232
bow	38	flip	102	ohlamp	172	u-light	236
bpipe	42	flower	106	rozetta	176	ypto	240
brace	46	fly	110	shuffle	180	accessories	244
brick	54	groove	114	slice	184	appliance	246
bullet	58	hat	122	slide	188	designers	248
celine	62	hector	126	specter	192	colofon	250
cone	66	hoola	132	sphere	196	contact	252
conical	72	hoop	138	spin	204		
crane	76	kriskros	146	stretch	208		



25°

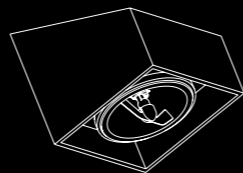
design by alain monnens

The 25° is a wall and ceiling surface mounted fixture. Its form originates from well considered 25° cuts into quadratic aluminium tubes. The position of the bulb in the wall fixtures is discretely hidden so that the light is diffuse and projected on the wall in different angles. When multiple fixtures are combined an appealing and playful atmosphere is inevitable.

All versions are 360° rotating (the spot is also 30° orientable) and available in white, black and grey paint or brushed aluminium. Light sources for the wall fixtures are G9 halogen or LED and for the spot AR111.



25° spot



TECHNICAL DATA

lamp type	AR111
fitting	G53
max. watt	100W
voltage	230V
class	1
gear	incorporated
rotation	350°
inclination	2 x 30°
length	198 mm
width	150 mm
height	132 mm

FINISHING CODE

aluminium	T75C1HAB
grey	T75C1HGL
white	T75C1HWL
black	T75C1HZL

25° wall G9



TECHNICAL DATA

lamp type	H-PIN
fitting	G9
max. watt	25W
voltage	230V
class	1
gear	-
rotation	360°
length	100 mm
width	88 mm
height	130 mm

FINISHING CODE

aluminium	T75A1HAB
grey	T75A1HGL
white	T75A1HWL
black	T75A1HZL

25° wall LED



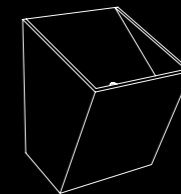
TECHNICAL DATA

lamp type	LED
colour temp.	2700K
max. watt	4W
voltage	230V
class	1
gear	-
rotation	360°
length	100 mm
width	88 mm
height	130 mm

FINISHING CODE

aluminium	T75A1DAB
grey	T75A1DGL
white	T75A1DWL
black	T75A1DZL

25° wall big G9



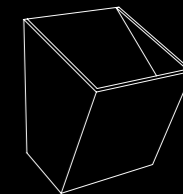
TECHNICAL DATA

lamp type	H-PIN
fitting	G9
max. watt	48W
voltage	230V
class	1
gear	-
rotation	360°
length	150 mm
width	133 mm
height	197 mm

FINISHING CODE

aluminium	T75A2HAB
grey	T75A2HGL
white	T75A2HWL
black	T75A2HZL

25° wall big LED



TECHNICAL DATA

lamp type	LED
colour temp.	2700K
max. watt	4.8W
voltage	230V
class	1
gear	-
rotation	360°
length	150 mm
width	133 mm
height	197 mm

FINISHING CODE

aluminium	T75A2DAB
grey	T75A2DGL
white	T75A2DWL
black	T75A2DZL



bang

design by alain monnens

Spot collection with an emphasis on technique and mobility. Every part has a definite function, which provides for a candid and non-intrusive design. Because of this, 'bang' fits in any possible environment, which makes application easy. In brushed aluminium finish, 'bang' creates a bold 'industrial' impression. Then again, in powder-coat finish, its elegant fluent lines are emphasised. 'bang' is available for 12V or 230V dichroic lamps.

bang 1 12V



TECHNICAL DATA

lamp type	OR-CBC 51
fitting	GU5.3
max. watt	50W
voltage	12V
class	2
gear	not incorporated
rotation	350°
inclination	2 x 90°
length	60 mm
width	60 mm
height	120 mm

FINISHING CODE

aluminium	T23C4HAB
grey	T23C4HGL
white	T23C4HWL
black	T23C4HZL

bang 1 frame H15



OPTIONAL FRAME

diameter	60 mm
height	15 mm

FINISHING CODE

aluminium	T31P6AB
grey	T31P6GL
white	T31P6WL
black	T31P6ZL

bang 1 frame H45



OPTIONAL FRAME

diameter	60 mm
height	45 mm

FINISHING CODE with transfo 50VA

aluminium	T31P1AB
grey	T31P1GL
white	T31P1WL
black	T31P1ZL

FINISHING CODE without transfo 50VA

aluminium	T31P8AB
grey	T31P8GL
white	T31P8WL
black	T31P8ZL

bang 2 12V



TECHNICAL DATA

lamp type	OR-CBC 51
fitting	GU5.3
max. watt	2x50W
voltage	12V
class	1
gear	not incorporated
rotation	350°
inclination	2 x 90°
length	225 mm
width	100 mm
height	123 mm

FINISHING CODE H15

aluminium	T34C2HAB
grey	T34C2HGL
white	T34C2HWL
black	T34C2HZL

FINISHING CODE H40

aluminium	T34C3HAB
grey	T34C3HGL
white	T34C3HWL
black	T34C3HZL

bang 3 12V



TECHNICAL DATA

lamp type	OR-CBC 51
fitting	GU5.3
max. watt	3x50W
voltage	12V
class	1
gear	not incorporated
rotation	350°
inclination	2 x 90°
length	350 mm
width	100 mm
height	123 mm

FINISHING CODE H15

aluminium	T35C2HAB
grey	T35C2HGL
white	T35C2HWL
black	T35C2HZL

FINISHING CODE H40

aluminium	T35C3HAB
grey	T35C3HGL
white	T35C3HWL
black	T35C3HZL

bang 4 12V



TECHNICAL DATA

lamp type	OR-CBC 51
fitting	GU5.3
max. watt	4x50W
voltage	12V
class	1
gear	not incorporated
rotation	350°
inclination	2 x 90°
length	475 mm
width	100 mm
height	123 mm

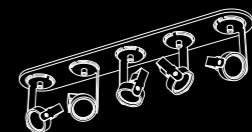
FINISHING CODE H15

aluminium	T36C2HAB
grey	T36C2HGL
white	T36C2HWL
black	T36C2HZL

FINISHING CODE H40

aluminium	T36C3HAB
grey	T36C3HGL
white	T36C3HWL
black	T36C3HZL

bang 5 12V



TECHNICAL DATA

lamp type	OR-CBC 51
fitting	GU5.3
max. watt	5x50W
voltage	12V
class	1
gear	not incorporated
rotation	350°
inclination	2 x 90°
length	600 mm
width	100 mm
height	123 mm

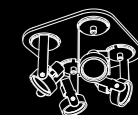
FINISHING CODE H15

aluminium	T37C2HAB
grey	T37C2HGL
white	T37C2HWL
black	T37C2HZL

FINISHING CODE H40

aluminium	T37C3HAB
grey	T37C3HGL
white	T37C3HWL
black	T37C3HZL

bang 4 12V square



TECHNICAL DATA

lamp type	OR-CBC 51
fitting	GU5.3
max. watt	4x50W
voltage	12V
class	1
gear	not incorporated
rotation	350°
inclination	2 x 90°
length	225 mm
width	225 mm
height	123 mm

FINISHING CODE H15

aluminium	T38C2HAB
grey	T38C2HGL
white	T38C2HWL
black	T38C2HZL

FINISHING CODE H40

aluminium	T38C3HAB
grey	T38C3HGL
white	T38C3HWL
black	T38C3HZL

bang 1 230V



bang 1 frame H15



TECHNICAL DATA

lamp type	ES50 or retrofit
fitting	GZ10
max. watt	50W
voltage	230V
class	2
rotation	350°
inclination	2 x 90°
length	60 mm
width	60 mm
height	120 mm

FINISHING CODE

aluminium	T23C3HAB
grey	T23C3HGL
white	T23C3HWL
black	T23C3HZL

OPTIONAL FRAME

diameter	60 mm
height	15 mm

FINISHING CODE

aluminium	T31P6AB
grey	T31P6GL
white	T31P6WL
black	T31P6ZL

bang 2 230V



TECHNICAL DATA

lamp type	ES50 or retrofit
fitting	GZ10
max. watt	2x50W
voltage	230V
class	1
rotation	350°
inclination	2 x 90°
length	225 mm
width	100 mm
height	123 mm

FINISHING CODE H15

aluminium	T34C1HAB
grey	T34C1HGL
white	T34C1HWL
black	T34C1HZL

bang 3 230V



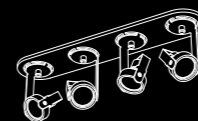
TECHNICAL DATA

lamp type	ES50 or retrofit
fitting	GZ10
max. watt	3x50W
voltage	230V
class	1
rotation	350°
inclination	2 x 90°
length	350 mm
width	100 mm
height	123 mm

FINISHING CODE H15

aluminium	T35C1HAB
grey	T35C1HGL
white	T35C1HWL
black	T35C1HZL

bang 4 230V



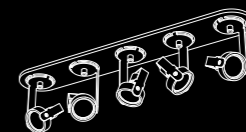
TECHNICAL DATA

lamp type	ES50 or retrofit
fitting	GZ10
max. watt	4x50W
voltage	230V
class	1
rotation	350°
inclination	2 x 90°
length	475 mm
width	100 mm
height	123 mm

FINISHING CODE H15

aluminium	T36C1HAB
grey	T36C1HGL
white	T36C1HWL
black	T36C1HZL

bang 5 230V



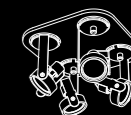
TECHNICAL DATA

lamp type	ES50 or retrofit
fitting	GZ10
max. watt	5x50W
voltage	230V
class	1
rotation	350°
inclination	2 x 90°
length	600 mm
width	100 mm
height	123 mm

FINISHING CODE H15

aluminium	T37C1HAB
grey	T37C1HGL
white	T37C1HWL
black	T37C1HZL

bang 4 230V square




TECHNICAL DATA

lamp type	ES50 or retrofit
fitting	GZ10
max. watt	4x50W
voltage	230V
class	1
rotation	350°
inclination	2 x 90°
length	225 mm
width	225 mm
height	123 mm

FINISHING CODE H15

aluminium	T38C1HAB
grey	T38C1HGL
white	T38C1HWL
black	T38C1HZL



big bang

design by alain monnens

Spot collection with an emphasis on technique and mobility. Every part has a definite function, which provides for a candid and non-intrusive design. Because of this, 'big bang' fits in any possible environment, which makes application easy. In brushed aluminium finish, 'big bang' creates a bold 'industrial' impression. Then again, in powdercoat finish, its elegant fluent lines are emphasised. 'big bang' is available for AR111, ES111 or retrofit lamps.





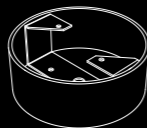
big bang 1 AR111



big bang 1 frame H15



big bang 1 frame H45



big bang 2 AR111



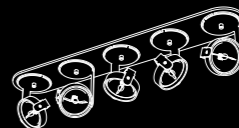
big bang 3 AR111



big bang 4 AR111



big bang 5 AR111



big bang 4 AR111 square



TECHNICAL DATA

lamp type	AR111 or retrofit
fitting	G53
max. watt	100W
voltage	12V
class	2
gear	not incorporated
rotation	350°
inclination	2 x 90°
length	120 mm
width	120 mm
height	150 mm

FINISHING CODE

aluminium	T23C1HAB
grey	T23C1HGL
white	T23C1HWL
black	T23C1HZL

OPTIONAL FRAME

diameter	120 mm
height	15 mm

FINISHING CODE

aluminium	T31P7AB
grey	T31P7GL
white	T31P7WL
black	T31P7ZL

OPTIONAL FRAME

diameter	120 mm
height	45 mm

FINISHING CODE with transfo 50VA

aluminium	T31P2AB
grey	T31P2GL
white	T31P2WL
black	T31P2ZL

FINISHING CODE without transfo 50VA

aluminium	T31P9AB
grey	T31P9GL
white	T31P9WL
black	T31P9ZL

TECHNICAL DATA

lamp type	AR111 or retrofit
fitting	G53
max. watt	2x100W
voltage	12V
class	1
gear	not incorporated
rotation	350°
inclination	2 x 90°
length	350 mm
width	160 mm
height	153 mm

FINISHING CODE H15

aluminium	T39C2HAB
grey	T39C2HGL
white	T39C2HWL
black	T39C2HZL

FINISHING CODE H40

aluminium	T39C3HAB
grey	T39C3HGL
white	T39C3HWL
black	T39C3HZL

TECHNICAL DATA

lamp type	AR111 or retrofit
fitting	G53
max. watt	3x100W
voltage	12V
class	1
gear	not incorporated
rotation	350°
inclination	2 x 90°
length	540 mm
width	160 mm
height	153 mm

FINISHING CODE H15

aluminium	T40C2HAB
grey	T40C2HGL
white	T40C2HWL
black	T40C2HZL

FINISHING CODE H40

aluminium	T40C3HAB
grey	T40C3HGL
white	T40C3HWL
black	T40C3HZL

TECHNICAL DATA

lamp type	AR111 or retrofit
fitting	G53
max. watt	4x100W
voltage	12V
class	1
gear	not incorporated
rotation	350°
inclination	2 x 90°
length	730 mm
width	160 mm
height	153 mm

FINISHING CODE H15

aluminium	T41C2HAB
grey	T41C2HGL
white	T41C2HWL
black	T41C2HZL

FINISHING CODE H40

aluminium	T41C3HAB
grey	T41C3HGL
white	T41C3HWL
black	T41C3HZL

TECHNICAL DATA

lamp type	AR111 or retrofit
fitting	G53
max. watt	5x100W
voltage	12V
class	1
gear	not incorporated
rotation	350°
inclination	2 x 90°
length	920 mm
width	160 mm
height	153 mm

FINISHING CODE H15

aluminium	T42C2HAB
grey	T42C2HGL
white	T42C2HWL
black	T42C2HZL

FINISHING CODE H40

aluminium	T42C3HAB
grey	T42C3HGL
white	T42C3HWL
black	T42C3HZL

TECHNICAL DATA

lamp type	AR111 or retrofit
fitting	G53
max. watt	4x100W
voltage	12V
class	1
gear	not incorporated
rotation	350°
inclination	2 x 90°
length	350 mm
width	350 mm
height	153 mm

FINISHING CODE H15

aluminium	T43C2HAB
grey	T43C2HGL
white	T43C2HWL
black	T43C2HZL

FINISHING CODE H40

aluminium	T43C3HAB
grey	T43C3HGL
white	T43C3HWL
black	T43C3HZL

big bang 1 ES111**big bang 1 frame H15**

TECHNICAL DATA

lamp type	ES111
fitting	GZ10
max. watt	100W
voltage	230V
class	2
rotation	350°
inclination	2 x 90°
length	120 mm
width	120 mm
height	150 mm

OPTIONAL FRAME

diameter	120 mm
height	15 mm

FINISHING CODE

aluminium	T23C2HAB
grey	T23C2HGL
white	T23C2HWL
black	T23C2HZL

* retrofit on request

FINISHING CODE

aluminium	T31P7AB
grey	T31P7GL
white	T31P7WL
black	T31P7ZL

big bang 2 ES111

TECHNICAL DATA

lamp type	ES111
fitting	GZ10
max. watt	2x100W
voltage	230V
class	1
rotation	350°
inclination	2 x 90°
length	350 mm
width	160 mm
height	153 mm

FINISHING CODE H15

aluminium	T39C1HAB
grey	T39C1HGL
white	T39C1HWL
black	T39C1HZL

* retrofit on request

big bang 3 ES111

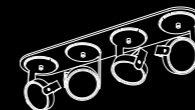
TECHNICAL DATA

lamp type	ES111
fitting	GZ10
max. watt	3x100W
voltage	230V
class	1
rotation	350°
inclination	2 x 90°
length	540 mm
width	160 mm
height	153 mm

FINISHING CODE H15

aluminium	T40C1HAB
grey	T40C1HGL
white	T40C1HWL
black	T40C1HZL

* retrofit on request

big bang 4 ES111

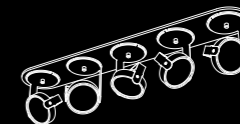
TECHNICAL DATA

lamp type	ES111
fitting	GZ10
max. watt	4x100W
voltage	230V
class	1
rotation	350°
inclination	2 x 90°
length	730 mm
width	160 mm
height	153 mm

FINISHING CODE H15

aluminium	T41C1HAB
grey	T41C1HGL
white	T41C1HWL
black	T41C1HZL

* retrofit on request

big bang 5 ES111

TECHNICAL DATA

lamp type	ES111
fitting	GZ10
max. watt	5x100W
voltage	230V
class	1
rotation	350°
inclination	2 x 90°
length	920 mm
width	160 mm
height	153 mm

FINISHING CODE H15

aluminium	T42C1HAB
grey	T42C1HGL
white	T42C1HWL
black	T42C1HZL

* retrofit on request

big bang 4 ES111 square

TECHNICAL DATA

lamp type	ES111
fitting	GZ10
max. watt	4x100W
voltage	230V
class	1
rotation	350°
inclination	2 x 90°
length	350 mm
width	350 mm
height	153 mm

FINISHING CODE H15

aluminium	T43C1HAB
grey	T43C1HGL
white	T43C1HWL
black	T43C1HZL

* retrofit on request




blackjack

design by glenn marys

Blackjack is an elegant and minimalist table or floor lamp designed under the motto 'form follows function'. The two plates -whose shape is reminiscent of playing cards- tilt separately so that the diffused light can be projected in the desired direction. Available in black and white with halogen G9.



blackjack table




TECHNICAL DATA

lamp type	H-PIN
fitting	G9
max. watt	33W
voltage	230V
class	1
length	230 mm
width	130 mm
height	500 mm

FINISHING CODE

grey	T81T1HGL
white	T81T1HWL
black	T81T1HZL

blackjack floor

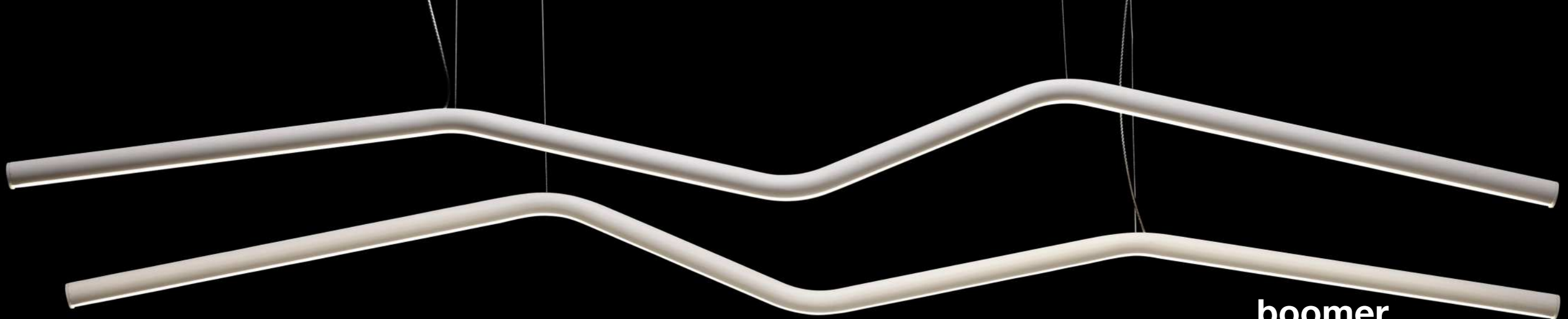


TECHNICAL DATA

lamp type	H-PIN
fitting	G9
max. watt	33W
voltage	230V
class	1
length	230 mm
width	130 mm
height	1200 mm

FINISHING CODE

grey	T81F1HGL
white	T81F1HWL
black	T81F1HZL



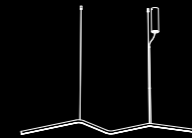
boomer

design by jos muller

Boomer's minimalistic shape looks like a frozen movement. Its waved shape creates an elegant contrast with the architectural lines of interiors and objects. It can be hung horizontally in balance or at an angle out of balance. A group of lamps enhances the characteristic curves. Boomer can be placed directly above a dining table, home or office workspace. The highly efficient led-light smoothly curves along with the lamp shape.



boomer



TECHNICAL DATA

lamp type	LED
colour temp.	2400K / 2700K / 3000K
max. watt	28W
voltage	230V
class	1
gear	incorporated
length	1450 mm
width	25 mm
height	120 (max. 2500) mm

FINISHING CODE 2400K

white	T86H2DWL
black	T86H2DZL

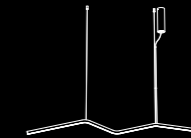
FINISHING CODE 2700K

white	T86H5DWL
black	T86H5DZL

FINISHING CODE 3000K

white	T86H1DWL
black	T86H1DZL

boomer dimmable



TECHNICAL DATA

lamp type	LED
colour temp.	2400K / 2700K / 3000K
max. watt	28W
voltage	230V
class	1
gear	incorporated
length	1450 mm
width	25 mm
height	120 (max. 2500) mm

FINISHING CODE 2400K

white	T86H2DWLD
black	T86H2DZLD

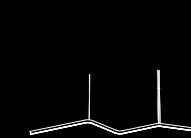
FINISHING CODE 2700K

white	T86H5DWLD
black	T86H5DZLD

FINISHING CODE 3000K

white	T86H1DWLD
black	T86H1DZLD

boomer without base & driver



TECHNICAL DATA

lamp type	LED
colour temp.	2400K / 2700K / 3000K
max. watt	28W
voltage	24V
class	1
gear	not incorporated
length	1450 mm
width	25 mm
height	120 (max. 2500) mm

FINISHING CODE 2400K

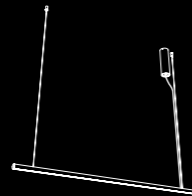
white	T86H4DWL
black	T86H4DZL

FINISHING CODE 2700K

white	T86H6DWL
black	T86H6DZL

FINISHING CODE 3000K

white	T86H3DWL
black	T86H3DZL

boomer line 1200

TECHNICAL DATA

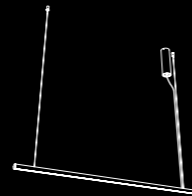
lamp type	LED
colour temp.	2700K / 3000K
max. watt	24W
voltage	230V
class	1
gear	incorporated
length	1200 mm
width	25 mm
height	25 (max. 2500) mm

FINISHING CODE 2700K

white	T86H7DWL
black	T86H7DZL

FINISHING CODE 3000K

white	T86H8DWL
black	T86H8DZL

boomer line 1200 dim

TECHNICAL DATA

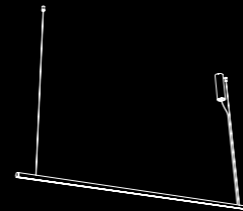
lamp type	LED
colour temp.	2700K / 3000K
max. watt	24W
voltage	230V
class	1
gear	incorporated
length	1200 mm
width	25 mm
height	25 (max. 2500) mm

FINISHING CODE 2700K

white	T86H7DWLD
black	T86H7DZLD

FINISHING CODE 3000K

white	T86H8DWLD
black	T86H8DZLD

boomer line 1800

TECHNICAL DATA

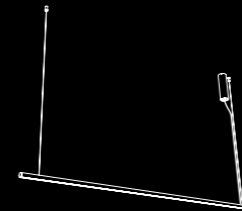
lamp type	LED
colour temp.	2700K / 3000K
max. watt	36W
voltage	230V
class	1
gear	incorporated
length	1800 mm
width	25 mm
height	25 (max. 2500) mm

FINISHING CODE 2700K

white	T86H9DWL
black	T86H9DZL

FINISHING CODE 3000K

white	T86H10DWL
black	T86H10DZL

boomer line 1800 dim

TECHNICAL DATA


lamp type	LED
colour temp.	2700K / 3000K
max. watt	36W
voltage	230V
class	1
gear	incorporated
length	1800 mm
width	25 mm
height	25 (max. 2500) mm

FINISHING CODE 2700K

white	T86H9DWLD
black	T86H9DZLD

FINISHING CODE 3000K

white	T86H10DWLD
black	T86H10DZLD

boomer line 2400

TECHNICAL DATA

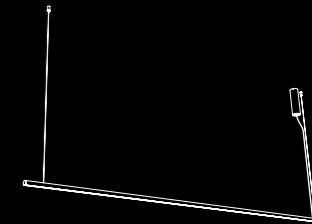
lamp type	LED
colour temp.	2700K / 3000K
max. watt	48W
voltage	230V
class	1
gear	incorporated
length	2400 mm
width	25 mm
height	25 (max. 2500) mm

FINISHING CODE 2700K

white	T86H11DWL
black	T86H11DZL

FINISHING CODE 3000K

white	T86H12DWL
black	T86H12DZL

boomer line 2400 dim

TECHNICAL DATA

lamp type	LED
colour temp.	2700K / 3000K
max. watt	48W
voltage	230V
class	1
gear	incorporated
length	2400 mm
width	25 mm
height	25 (max. 2500) mm

FINISHING CODE 2700K

white	T86H11DWLD
black	T86H11DZLD

FINISHING CODE 3000K

white	T86H12DWLD
black	T86H12DZLD



bow

design by david dolcini

Since Roman times, the 'arch' is one of the basics in architecture. It's part of our daily life (even if we don't notice it), and it expresses at the same time deepness, strength and equilibrium. 'bow' tries to translate the essence of the arch into a minimalistic luminaire. Gravity and balance, combined with the arch, are the other ingredients involved in the design of this product.

It is a small family composed by a floor/hanging lamp, and 7 different chandeliers (2, 4 or 6 bulbs).

bow I S

TECHNICAL DATA

lamp type	A60
fitting	E27
max. watt	2x60W
voltage	230V
class	1
length	480 mm
width	80 mm
height	360 (max. 2500) mm

FINISHING CODE

black	T97H1IZL
-------	-----------------

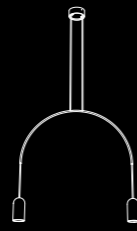
bow I M

TECHNICAL DATA

lamp type	A60
fitting	E27
max. watt	2x60W
voltage	230V
class	1
length	680 mm
width	80 mm
height	460 (max. 2500) mm

FINISHING CODE

black	T97H2IZL
-------	-----------------

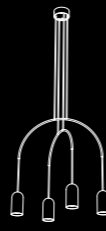
bow I L

TECHNICAL DATA

lamp type	A60
fitting	E27
max. watt	2x60W
voltage	230V
class	1
length	880 mm
width	80 mm
height	560 (max. 2500) mm

FINISHING CODE

black	T97H3IZL
-------	-----------------

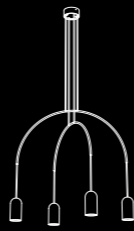
bow II S+M

TECHNICAL DATA

lamp type	A60
fitting	E27
max. watt	4x60W
voltage	230V
class	1
length	680 mm
width	480 mm
height	460 (max. 2500) mm

FINISHING CODE

black	T97H4IZL
-------	-----------------

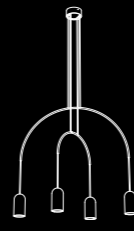
bow II M+L

TECHNICAL DATA

lamp type	A60
fitting	E27
max. watt	4x60W
voltage	230V
class	1
length	880 mm
width	680 mm
height	560 (max. 2500) mm

FINISHING CODE

black	T97H6IZL
-------	-----------------


bow II L+S

TECHNICAL DATA

lamp type	A60
fitting	E27
max. watt	4x60W
voltage	230V
class	1
length	880 mm
width	480 mm
height	560 (max. 2500) mm

FINISHING CODE

black	T97H5IZL
-------	-----------------


bow III S+M+L

TECHNICAL DATA

lamp type	A60
fitting	E27
max. watt	6x60W
voltage	230V
class	1
length	880 mm
width	680 mm
height	560 (max. 2500) mm

FINISHING CODE

black	T97H7IZL
-------	-----------------

bow floor

TECHNICAL DATA

lamp type	A60
fitting	E27
max. watt	60W
voltage	230V
class	1
length	1300 mm
width	100 mm
height	800 (max. 2500) mm

FINISHING CODE

black	T97F1IZL
-------	-----------------



bpipe

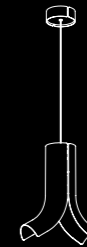
design by david dolcini

The 'bpipe' is a light system which originated from a technical solution based on bending and cutting pipes. Its clear and elegant design, based on the pure shape of cylinder.

The light of 'bpipe' plays with the shape of the cylinder designing emotional lines inside the architectonic volumes, and underlining at the same time the cuts along the bodies of the lamp.



bpipe hanging E27



TECHNICAL DATA

lamp type	A60
fitting	E27
max. watt	100W
voltage	230V
class	1
gear	-
length	292 mm
width	108 mm
height	340 (max. 1500) mm

FINISHING CODE

white	T69H1IWLWL
black	T69H1IZL

bpipe wall



TECHNICAL DATA

lamp type	H-PIN
fitting	G9
max. watt	48W
voltage	230V
class	1
gear	-
length	108 mm
width	145 mm
height	340 mm

FINISHING CODE

white	T69A1HWLWL
black	T69A1HZL



brace

design by alain monnens

The 'brace' has a neat, minimalist design, with a thick, folded aluminium plate, which serves as a basis for a whole family of wall, hanging and spot units. The choice of different light sources means that this model also has a wide range of applications. As a result, the 'brace' looks equally good at home, in the office or in any other 'professional' setting.

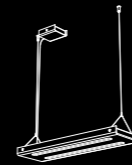


law firm lexcour (kortrijk, belgium) | by surplus | photo by beeldcollectief.be



office @ pvd verlichting (ekeren, belgium) | photo by arne jennard

brace hanging 214/24 (dim)



TECHNICAL DATA

lamp type	T16
fitting	G5
max. watt	2x14/24W
voltage	230V
class	1
gear	incorporated
length	650 mm
width	200 mm
height	40 mm

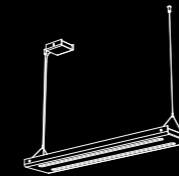
FINISHING CODE

grey	T58H1FGL
white	T58H1FWL
black	T58H1FZL

FINISHING CODE DIMMABLE

grey	T58H1FGLD
white	T58H1FWLD
black	T58H1FZLD

brace hanging 221/39 (dim)



TECHNICAL DATA

lamp type	T16
fitting	G5
max. watt	2x21/39W
voltage	230V
class	1
gear	incorporated
length	950 mm
width	200 mm
height	40 mm

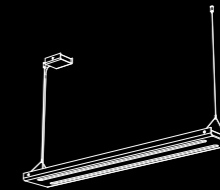
FINISHING CODE

grey	T58H2FGL
white	T58H2FWL
black	T58H2FZL

FINISHING CODE DIMMABLE

grey	T58H2FGLD
white	T58H2FWLD
black	T58H2FZLD

brace hanging 228/54 (dim)



TECHNICAL DATA

lamp type	T16
fitting	G5
max. watt	2x28/54W
voltage	230V
class	1
gear	incorporated
length	1250 mm
width	200 mm
height	40 mm

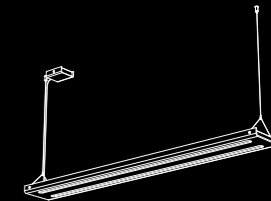
FINISHING CODE

grey	T58H3FGL
white	T58H3FWL
black	T58H3FZL

FINISHING CODE DIMMABLE

grey	T58H3FGLD
white	T58H3FWLD
black	T58H3FZLD

brace hanging 235/49/80 (dim)



TECHNICAL DATA

lamp type	T16
fitting	G5
max. watt	2x35/49/80W
voltage	230V
class	1
gear	incorporated
length	1550 mm
width	200 mm
height	40 mm

FINISHING CODE

grey	T58H4FGL
white	T58H4FWL
black	T58H4FZL

FINISHING CODE DIMMABLE

grey	T58H4FGLD
white	T58H4FWLD
black	T58H4FZLD



brace spot 1 AR111



TECHNICAL DATA

lamp type	AR111 or retrofit
fitting	G53
max. watt	100W
voltage	230V
class	1
gear	incorporated
rotation	350°
inclination	2 x 30°
length	200 mm
width	200 mm
height	175 mm

FINISHING CODE

grey	T58S1HGL
white	T58S1HWL
black	T58S1HZL

brace spot 2 AR111



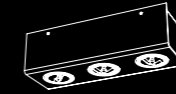
TECHNICAL DATA

lamp type	AR111 or retrofit
fitting	G53
max. watt	2x100W
voltage	230V
class	1
gear	incorporated
rotation	350°
inclination	2 x 30°
length	400 mm
width	200 mm
height	175 mm

FINISHING CODE

grey	T59S1HGL
white	T59S1HWL
black	T59S1HZL

brace spot 3 AR111



TECHNICAL DATA

lamp type	AR111 or retrofit
fitting	G53
max. watt	3x100W
voltage	230V
class	1
gear	incorporated
rotation	350°
inclination	2 x 30°
length	600 mm
width	200 mm
height	175 mm

FINISHING CODE

grey	T60S1HGL
white	T60S1HWL
black	T60S1HZL

brace spot 4 AR111



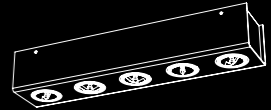
TECHNICAL DATA

lamp type	AR111 or retrofit
fitting	G53
max. watt	4x100W
voltage	230V
class	1
gear	incorporated
rotation	350°
inclination	2 x 30°
length	800 mm
width	200 mm
height	175 mm

FINISHING CODE

grey	T61S1HGL
white	T61S1HWL
black	T61S1HZL

brace spot 5 AR111



TECHNICAL DATA

lamp type	AR111 or retrofit
fitting	G53
max. watt	5x100W
voltage	230V
class	1
gear	incorporated
rotation	350°
inclination	2 x 30°
length	1000 mm
width	200 mm
height	175 mm

FINISHING CODE

grey	T62S1HGL
white	T62S1HWL
black	T62S1HZL

brace wall H



TECHNICAL DATA

lamp type	QT-DE 12 or retrofit
fitting	R7s (114)
max. watt	120W
voltage	230V
class	1
gear	-
length	200 mm
width	90 mm
height	75 mm

FINISHING CODE

aluminium	T63A1HAB
grey	T63A1HGL
white	T63A1HWL
black	T63A1HZL

brace wall F



TECHNICAL DATA

lamp type	TC-TE
fitting	Gx24q-3
max. watt	26W
voltage	230V
class	1
gear	incorporated
length	200 mm
width	90 mm
height	75 mm

FINISHING CODE

aluminium	T63A1FAB
grey	T63A1FGL
white	T63A1FWL
black	T63A1FZL

brace wall LED



TECHNICAL DATA

lamp type	LED
colour temp.	2700K
max. watt	8W+4W
voltage	230V
class	1
gear	incorporated
length	200 mm
width	90 mm
height	75 mm

FINISHING CODE

aluminium	T63A1DAB
grey	T63A1DGL
white	T63A1DWL
black	T63A1DZL

brace wall LED dim



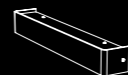
TECHNICAL DATA

lamp type	LED
colour temp.	2700K
max. watt	8W+4W
voltage	230V
class	1
gear	incorporated
length	200 mm
width	90 mm
height	75 mm

FINISHING CODE

aluminium	T63A1DABD
grey	T63A1DGDL
white	T63A1DWLD
black	T63A1DZLD

brace wall 114/24 (dim)



TECHNICAL DATA

lamp type	T16
fitting	G5
max. watt	14/24W
voltage	230V
class	1
gear	incorporated
length	600 mm
width	90 mm
height	75 mm


FINISHING CODE

aluminium	T63A2FAB
grey	T63A2FGL
white	T63A2FWL
black	T63A2FZL

FINISHING CODE DIMMABLE

aluminium	T63A2FABD
grey	T63A2FGLD
white	T63A2FWLD
black	T63A2FZLD

brace wall 121/39 (dim)



TECHNICAL DATA

lamp type	T16
fitting	G5
max. watt	21/39W
voltage	230V
class	1
gear	incorporated
length	900 mm
width	90 mm
height	75 mm


FINISHING CODE

aluminium	T63A3FAB
grey	T63A3FGL
white	T63A3FWL
black	T63A3FZL

FINISHING CODE DIMMABLE

aluminium	T63A3FABD
grey	T63A3FGLD
white	T63A3FWLD
black	T63A3FZLD

brace wall 128/54 (dim)



TECHNICAL DATA

lamp type	T16
fitting	G5
max. watt	28/54W
voltage	230V
class	1
gear	incorporated
length	1200 mm
width	90 mm
height	75 mm


FINISHING CODE

aluminium	T63A4FAB
grey	T63A4FGL
white	T63A4FWL
black	T63A4FZL

FINISHING CODE DIMMABLE

aluminium	T63A4FABD
grey	T63A4FGLD
white	T63A4FWLD
black	T63A4FZLD

brace wall 135/49/80 (dim)



TECHNICAL DATA

lamp type	T16
fitting	G5
max. watt	35/49/80W
voltage	230V
class	1
gear	incorporated
length	1500 mm
width	90 mm
height	75 mm

FINISHING CODE

aluminium	T63A5FAB
grey	T63A5FGL
white	T63A5FWL
black	T63A5FZL

FINISHING CODE DIMMABLE

aluminium	T63A5FABD
grey	T63A5FGLD
white	T63A5FWLD
black	T63A5FZLD




brick

design by alain monnens

'brick' is a simple and elegant lighting fixture with an attractive "up and/or down" light. 'brick's' minimalist design allows it to be barely visible - in white it even seems to blend in with the wall.



brick



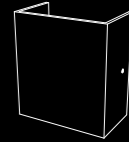
TECHNICAL DATA

lamp type	H-PIN
fitting	G9
max. watt	2x33W
voltage	230V
class	1
length	90 mm
width	50 mm
height	200 mm

FINISHING CODE

aluminium	T33A1HAB
chrome	T33A1HAP
grey	T33A1HGL
white	T33A1HWL
black	T33A1HZL

brick H



TECHNICAL DATA

lamp type	H-PIN
fitting	G9
max. watt	33W
voltage	230V
class	1
length	90 mm
width	50 mm
height	100 mm

FINISHING CODE

aluminium	T33A2HAB
chrome	T33A2HAP
grey	T33A2HGL
white	T33A2HWL
black	T33A2HZL




bullet

design by alain monnens

Bullet is a retrospective ceiling lamp and the perfect alternative for the incandescent light bulb. The shape of the spherical glass provides the same pleasant and warm light experience only an incandescent light bulb could give. The bullet owes its fluent design to the equal diameter of both the base and the glass. This ceiling lamp is available in various colors with opal glass.



bullet



TECHNICAL DATA

lamp type	H-PIN
fitting	G9
max. watt	48W
voltage	230V
class	1
diameter	120 mm
height	200 mm

FINISHING CODE

gray	T82C1HGL
white	T82C1HWL
black	T82C1HZL



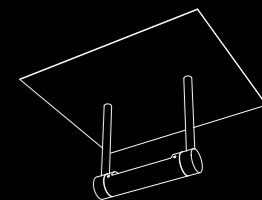
celine

design by michel vyvey

Beautifully shaped wall and ceiling lamp coming with a brushed stainless steel reflector for cosy light reflection or a high-efficiency anodised aluminium reflector. The cylinder that houses the lamp can be rotated for direct or indirect light.



celine



TECHNICAL DATA

lamp type	QT-DE12
fitting	R7s (74.9)
max. watt	120W
voltage	230V
class	1
length	300 mm
width	250 mm
height	186 mm

FINISHING CODE

brushed/anodised alu.	T1C1HCBAA
brushed alu./inox	T1C1HCPiB
chrome/anodise alu.	T1C1HCPAA
chrome/inox	T1C1HCPiP



cone

design by alain monnens

The inspiration for the 'cone' comes from the conical-shaped distribution of light which seems to shine directly from the ceiling. The armature is also a physical representation of this cone-like beam. The 'cone' is available as a ceiling and hang light. The light source can be adjusted for many different applications, making use of either incandescent or fluorescent bulbs (compact and high voltage). The polyester shade can be made in all available RAL colours, with the possibility to have different colours on the inside and outside of the shade cap.



project by hub furnitue (australia)



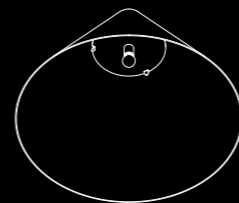
ZXI (zeelbrugge, belgium) | photo by julien lanoo



jiesia (kaunas, lithuania) | architects g.natkevičius, t.kuleša, l.kraniauskas | photo by g.česonis



cone E27 ceiling



TECHNICAL DATA

lamp type	A60
fitting	E27
max. watt	60W
voltage	230V
class	1
gear	-
diameter	1000 mm
height	750 mm

FINISHING CODE

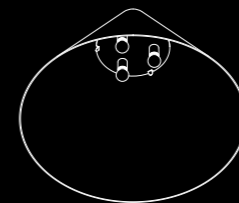
white	T48C1X00
-------	----------

* other colours possible on request

OPTIONAL

opal plexi	T48P1OP
------------	---------

cone 3xE27 ceiling



TECHNICAL DATA

lamp type	A60
fitting	E27
max. watt	3x60W
voltage	230V
class	1
gear	-
diameter	1000 mm
height	750 mm

FINISHING CODE

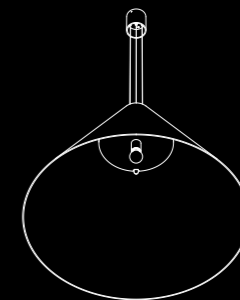
white	T48C2IX00
-------	-----------

* other colours possible on request

OPTIONAL

opal plexi	T48P1OP
------------	---------

cone E27 hanging



TECHNICAL DATA

lamp type	A60
fitting	E27
max. watt	60W
voltage	230V
class	1
gear	-
diameter	1000 mm
height	750 (3000) mm

FINISHING CODE

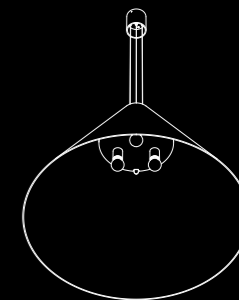
white	T48H1IX00
-------	-----------

* other colours possible on request

OPTIONAL

opal plexi	T48P1OP
------------	---------

cone 3xE27 hanging



TECHNICAL DATA

lamp type	A60
fitting	E27
max. watt	3x60W
voltage	230V
class	1
gear	-
diameter	1000 mm
height	750 (3000) mm

FINISHING CODE

white	T48H2IX00
-------	-----------

* other colours possible on request

OPTIONAL


opal plexi	T48P1OP
------------	---------




conical

design by alain monnens

Only the name 'conical' already reveals so much about this ceiling lamp. The LED elements are discretely hidden in such a way that the light is being reflected by the conical-shaped diffuser which results in an effective but pleasant light distribution. Conical is available in three different sizes and can be dimmable.



conical 50




TECHNICAL DATA

lamp type	LED
colour temp.	2700K
max. watt	5x4W
voltage	230V
class	1
gear	incorporated
diameter	500 mm
height	55 mm

FINISHING CODE

white **T87C1DWL**

conical 50 dim




TECHNICAL DATA

lamp type	LED
colour temp.	2700K
max. watt	5x4W
voltage	230V
class	1
gear	incorporated
diameter	500 mm
height	55 mm

FINISHING CODE

white **T87C1DWLD**

conical 70




TECHNICAL DATA

lamp type	LED
colour temp.	2700K
max. watt	7x4W
voltage	230V
class	1
gear	incorporated
diameter	700 mm
height	76 mm

FINISHING CODE

white **T87C2DWL**

conical 70 dim




TECHNICAL DATA

lamp type	LED
colour temp.	2700K
max. watt	7x4W
voltage	230V
class	1
gear	incorporated
diameter	700 mm
height	76 mm

FINISHING CODE

white **T87C2DWLD**

conical 90 dim



TECHNICAL DATA

lamp type	LED
colour temp.	2700K
max. watt	9x4W
voltage	230V
class	1
gear	incorporated
diameter	900 mm
height	98 mm

FINISHING CODE

white **T87C3DWLD**




crane

design by alain monnens

The 'crane' is a desk luminaire, striking a balance between functionality and style. The design originates from exploring the most interesting and useful form out of 1 single folded plate, just like an origami crane bird. The foot has been folded into a straight angle so that the loss of work space is minimized. Therefore the 'crane' is excellent to place on the corner of your desk. The 'crane' is available in various colors.



crane



TECHNICAL DATA

lamp type	LED
colour temp.	3000K
max. watt	8W
voltage	230V
class	1
gear	incorporated
length	610 mm
width	405 mm
height	520 mm

FINISHING CODE

grey	T76T1DGL
white	T76T1DWL
black	T76T1DZL




disk

design by jean-françois d'or

A large saucer of golden light, gently diffusing throughout your room, like the shimmering sound of a gong. As a hanging lamp above a table, the 'disk' creates a warm and intimate atmosphere, almost as if you were sitting in a secluded alcove. By adjusting the height of the 'disk' above the floor, you can vary the overall strength of the lighting. Brilliant rays of bright light will flood over all your interior surfaces. The 'disk' can also be used as a wall or ceiling lamp.




disk hanging



TECHNICAL DATA	
lamp type	A60
fitting	E27
max. watt	60W
voltage	230V
class	1
diameter	600 mm
height	105 (max. 2500) mm

FINISHING CODE	
white/white	T66H1IWLWL
* other colours possible on request	

disk mini hanging



TECHNICAL DATA	
lamp type	A60
fitting	E27
max. watt	60W
voltage	230V
class	1
diameter	350 mm
height	105 (max. 2500) mm

FINISHING CODE	
white/white	T66H2IWLWL
* other colours possible on request	

disk wall



TECHNICAL DATA	
lamp type	A60
fitting	E27
max. watt	60W
voltage	230V
class	1
diameter	600 mm
height	135 mm

FINISHING CODE	
white/white	T66A1IWLWL
* other colours possible on request	

disk mini wall



TECHNICAL DATA	
lamp type	A60
fitting	E27
max. watt	60W
voltage	230V
class	1
diameter	350 mm
height	135 mm



FINISHING CODE	
white/white	T66A2IWLWL
* other colours possible on request	



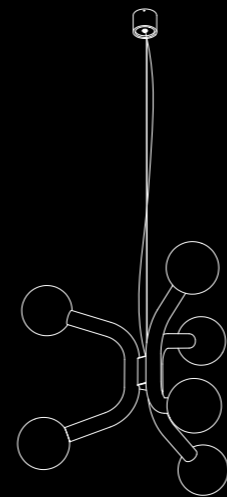
dot

design by sylvain willenz

The 'dot' series is a collection of lamps, which all share a distinctive and simple feature. Each lamp consists of a bent tube, ending with a white opal glass sphere. The result, whether table lamp; sole or multiple branched chandelier or floor lamp stands out, thanks to its minimal and graphic identity.



dot luster



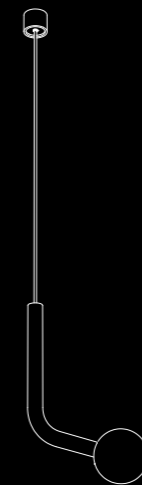
TECHNICAL DATA

lamp type	H-PIN
fitting	G9
max. watt	6x48W
voltage	230V
class	1
length	530 mm
width	530 mm
height	460 (max. 2500) mm

FINISHING CODE

white	T93H2HWL
black	T93H2HZL

dot hanging



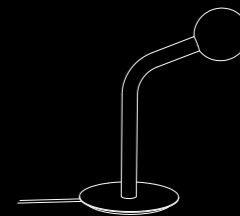
TECHNICAL DATA

lamp type	H-PIN
fitting	G9
max. watt	48W
voltage	230V
class	1
length	280 mm
width	120 mm
height	443 (max. 2500) mm

FINISHING CODE

white	T93H1HWL
black	T93H1HZL

dot table




TECHNICAL DATA

lamp type	H-PIN
fitting	G9
max. watt	48W
voltage	230V
class	1
length	230 mm
width	380 mm
height	450 mm

FINISHING CODE

white	T93T1HWL
black	T93T1HZL

dot floor



TECHNICAL DATA

lamp type	H-PIN
fitting	G9
max. watt	48W
voltage	230V
class	1
length	230 mm
width	380 mm
height	1300 mm

FINISHING CODE

white	T93F1HWL
black	T93F1HZL



final cut

design by peter van de water

The concept of the 'final cut' originates from a pipe of which both ends are cut under equal angles but in various directions. A simple design which creates both a varied and decorative image. This decorative aspect is intensified by the up and down light of the 'final cut'. The refinement of this hanging lamp will be expressed even more if you hang several fixtures side by side. In combination with the beveled edges, this allows you to create a very playful atmosphere.





final cut



TECHNICAL DATA

lamp type	A60
fitting	E27
max. watt	60W
voltage	230V
class	1
diameter	100 mm
height	360 (max. 1800) mm

FINISHING CODE

white/white	T68H1IWL
black/white	T68H1IZL

final cut assembly plate



TECHNICAL DATA

lamp type	-
fitting	-
max. watt	max. 6x60W
voltage	230V
class	1
diameter	300 mm
height	70 mm

FINISHING CODE PENDANT

white/white	T68H3IWL
black/white	T68H3IZL

FINISHING CODE PLATE

white/white	T68HP1W
black/white	T68HP1Z

final cut table



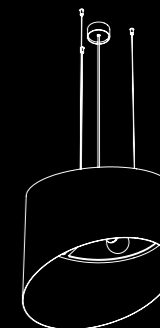
TECHNICAL DATA

lamp type	H-PIN
fitting	G9
max. watt	33W
voltage	230V
class	1
diameter	100 mm
height	705 mm

FINISHING CODE

white/white	T68T1IWL
black/white	T68T1IZL

big final



TECHNICAL DATA


lamp type	A60
fitting	E27
max. watt	3x60W
voltage	230V
class	1
diameter	600 mm
height	600 (max. 2500) mm

FINISHING CODE

white/white	T68H4IWL
-------------	-----------------

OPTIONAL DIFFUSER

opal	T68H4P1
------	----------------




flag

design by michel de nyn

'flag' is an exterior luminaire in aluminum. The pin base allows a playful and flexible arrangement while the head is adjustable in height and rotates on the stand. 'flag' illuminates objects, garden paths, terraces or home entrances and emphasizes the design of your landscape time and time again.

'flag' is equipped with energy-efficient LED technologies which are sufficient for outdoor applications.



flag pin

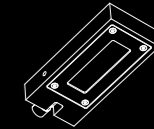
TECHNICAL DATA

length	60 mm
width	5 mm
height	1050 mm

FINISHING CODE PIN

grey	T77P2GL
white	T77P2WL
black	T77P2ZL

flag head



TECHNICAL DATA

lamp type	LED
colour temp.	3000K
max. watt	4W
voltage	230V
class	1
IP	65
gear	incorporated
length	130 mm
width	30 mm
height	22 mm

FINISHING CODE HEAD

grey	T77P1GL
white	T77P1WL
black	T77P1ZL



flink

design by alain monnens

Ceiling and floor lights designed in fluent yet firm lines. By their compact measurements, vast choice of light sources and direct connection to the lighting system, these units allow a wide range of simple to perform applications. As additional lighting, the floor model will create either dramatic or just very subtle accents.



flink 51



TECHNICAL DATA

lamp type	ES50
fitting	GZ10
max. watt	50W
voltage	230V
class	1
gear	-
diameter	80 mm
height	80 mm

FINISHING CODE

aluminium	T21C1HAB
chrome	T21C1HAP
grey	T21C1HGL
white	T21C1HWL
black	T21C1HZL

flink ES111



TECHNICAL DATA

lamp type	ES111
fitting	GZ10
max. watt	100W
voltage	230V
class	1
gear	-
diameter	120 mm
height	95 mm

FINISHING CODE

aluminium	T20C3HAB
chrome	T20C3HAP
grey	T20C3HGL
white	T20C3HWL
black	T20C3HZL

flink ES111 floor



TECHNICAL DATA

lamp type	ES111
fitting	GZ10
max. watt	100W
voltage	230V
class	1
gear	inc. dimmable switch
diameter	120 mm
height	95 mm

FINISHING CODE

aluminium	T20F1HAB
chrome	T20F1HAP
grey	T20F1HGL
white	T20F1HWL
black	T20F1HZL

flink AR111



TECHNICAL DATA

lamp type	AR111
fitting	G53
max. watt	50W
voltage	12V
class	1
gear	incorporated
diameter	120 mm
height	95 mm

FINISHING CODE

aluminium	T20C4HAB
chrome	T20C4HAP
grey	T20C4HGL
white	T20C4HWL
black	T20C4HZL

flink AR111 floor




TECHNICAL DATA

lamp type	AR111
fitting	G53
max. watt	50W
voltage	12V
class	1
gear	inc. dimmable switch
diameter	120 mm
height	95 mm

FINISHING CODE

aluminium	T20F2HAB
chrome	T20F2HAP
grey	T20F2HGL
white	T20F2HWL
black	T20F2HZL



flip

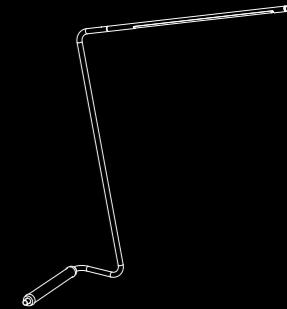
design by alain monnens

If things are reduced to their purest essence, the result is often a kind of spontaneous beauty; a beauty which transforms the space in which it is contained.

The 'flip' possesses exactly this kind of indefinable beauty. Moreover, it is also a highly efficient free-standing lamp, which radiates mood-enhancing light.



flip

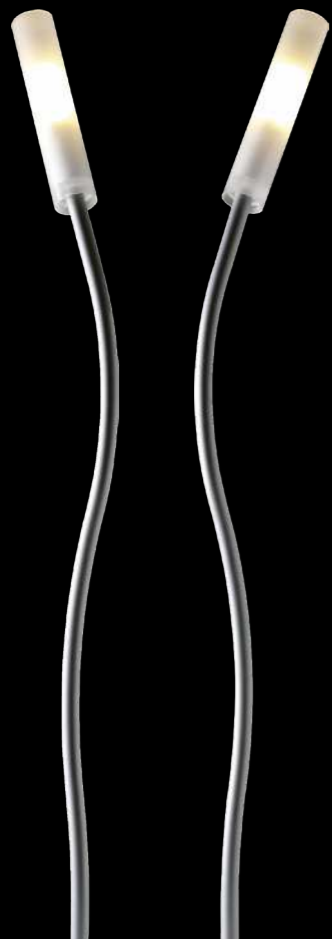


TECHNICAL DATA

lamp type	LED
colour temp.	3000K
max. watt	25W
voltage	230V
class	1
gear	incorporated
length	1325 mm
width	670 mm
height	1765 mm

FINISHING CODE

gray	T53F1DGL
white	T53F1DWL
black	T53F1DZL



flower

design by alain monnens

Slim, playful, organic, frivolous: all terms which can perfectly be applied to this stylish outdoor lighting system. The elegantly curved form of the mounting bar looks as though it might have been shaped by nature itself, whilst the wind whistles around the armature as though it was designed with only this in mind!

The system is easy to integrate into shrub and plant borders, but is equally graceful sited at the edge of your lawn. The 'flower' is available with a pin or fixed base and can be fitted with a compact low-energy lamp of maximum 20W.



flower pin



TECHNICAL DATA

lamp type	Dulux EL
fitting	E27
max. watt	20W
voltage	230V
class	2
IP	56
diameter	60/25 mm
height	1600 mm

FINISHING CODE

grey	T45F1FGL
white	T45F1FWL
black	T45F1FZL

flower fixed



TECHNICAL DATA

lamp type	Dulux EL
fitting	E27
max. watt	20W
voltage	230V
class	2
IP	56
diameter	60/25 mm
height	1350 mm

FINISHING CODE

grey	T45F2FGL
white	T45F2FWL
black	T45F2FZL




fly

design by peter van de water

Fly is a contemporary design LED wall lamp. Its V-shaped design has a light and playful appearance, like a bird flying in the air. Fly is available in two sizes and various colours. When several fixtures are combined on a wall, it creates a playful but cosy effect on your wall.



fly



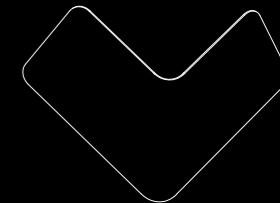
TECHNICAL DATA

lamp type	LED
colour temp.	2700K
max. watt	4.8W
voltage	230V
class	1
gear	-
length	180 mm
width	150 mm
height	50 mm

FINISHING CODE

grey	T88A1DGL
white	T88A1DWL
black	T88A1DZL

fly big



TECHNICAL DATA

lamp type	LED
colour temp.	2700K
max. watt	4.8W
voltage	230V
class	1
gear	-
length	265 mm
width	180 mm
height	75 mm

FINISHING CODE

grey	T88A2DGL
white	T88A2DWL
black	T88A2DZL



groove

design by alain monnens

Of all the models in the collection, the 'groove' perhaps comes closest to the famous design concept that 'less is more'. The 'groove' is the ultimate tribute to the 'no-nonsense' approach. No screws, clamps or bolts, except where absolutely unavoidable. The size can be adjusted to suit the type of lamp and all the models are exactly the same height. The glass is slid into the mounting in an original – but easy to operate – manner. The 'groove' is highly practical, but with two light slits in the side panels as a fun 'extra' feature.



apartment (oostende, belgium) by frederik blontrock concepts | photo by philip braem



groove 50x50 grey | photo by julien lanoo

groove 50x50 G9



TECHNICAL DATA

lamp type	H-PIN
fitting	G9
max. watt	33W
voltage	230V
class	1
gear	-
length	50 mm
width	50 mm
height	150 mm

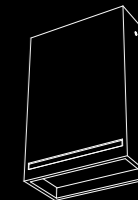
FINISHING CODE

aluminium	T51C01HAB
chrome	T51C01HAP
grey	T51C01HGL
white	T51C01HWL
black	T51C01HZL



groove 50x100 chrome | photo by julien lanoo

groove 50x100 G9



TECHNICAL DATA

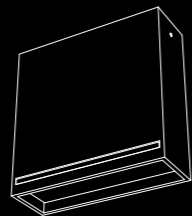
lamp type	H-PIN
fitting	G9
max. watt	33W
voltage	230V
class	1
gear	-
length	100 mm
width	50 mm
height	150 mm

FINISHING CODE

aluminium	T51C04HAB
chrome	T51C04HAP
grey	T51C04HGL
white	T51C04HWL
black	T51C04HZL



groove 50x150 G24q1



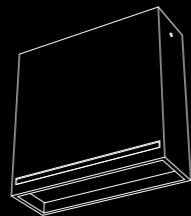
TECHNICAL DATA

lamp type	TC-D/E
fitting	G24q1
max. watt	13W
voltage	230V
class	1
gear	incorporated
length	150 mm
width	50 mm
height	150 mm

FINISHING CODE

aluminium	T51C05FAB
chrome	T51C05FAP
grey	T51C05FGL
white	T51C05FWL
black	T51C05FZL

groove 50x150 R7s



TECHNICAL DATA

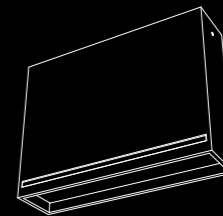
lamp type	QT-DE12
fitting	R7s (74.9)
max. watt	48W
voltage	230V
class	1
gear	-
length	150 mm
width	50 mm
height	150 mm

FINISHING CODE

aluminium	T51C06HAB
chrome	T51C06HAP
grey	T51C06HGL
white	T51C06HWL
black	T51C06HZL



groove 50x200 G24q2



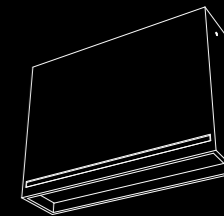
TECHNICAL DATA

lamp type	TC-D/E
fitting	G24q2
max. watt	13W
voltage	230V
class	1
gear	incorporated
length	200 mm
width	50 mm
height	150 mm

FINISHING CODE

aluminium	T51C11FAB
chrome	T51C11FAP
grey	T51C11FGL
white	T51C11FWL
black	T51C11FZL

groove 50x200 R7s



TECHNICAL DATA

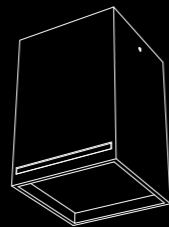
lamp type	QT-DE12
fitting	R7s (74.9)
max. watt	80W
voltage	230V
class	1
gear	-
length	200 mm
width	50 mm
height	150 mm

FINISHING CODE

aluminium	T51C12HAB
chrome	T51C12HAP
grey	T51C12HGL
white	T51C12HWL
black	T51C12HZL



groove 100x100 E27



TECHNICAL DATA

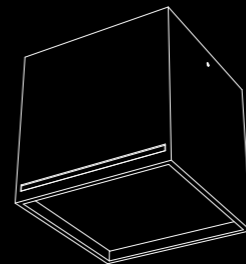
lamp type	A60
fitting	E27
max. watt	100W
voltage	230V
class	1
gear	-
length	100 mm
width	100 mm
height	150 mm

FINISHING CODE

aluminium	T51C08IAB
chrome	T51C08IAP
grey	T51C08IGL
white	T51C08IWL
black	T51C08IZL



groove 150x150 E27



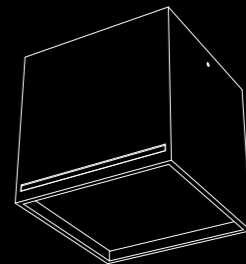
TECHNICAL DATA

lamp type	A60
fitting	E27
max. watt	100W
voltage	230V
class	1
gear	-
length	150 mm
width	150 mm
height	150 mm

FINISHING CODE

aluminium	T51C15IAB
chrome	T51C15IAP
grey	T51C15IGL
white	T51C15IWL
black	T51C15IZL

groove 150x150 R7s




TECHNICAL DATA

lamp type	QT-DE12
fitting	R7s (74.9)
max. watt	80W
voltage	230V
class	1
gear	-
length	150 mm
width	150 mm
height	150 mm

FINISHING CODE

aluminium	T51C16HAB
chrome	T51C16HAP
grey	T51C16HGL
white	T51C16HWL
black	T51C16HZL

groove 150x150 G24q1



TECHNICAL DATA

lamp type	TC-D/E
fitting	G24q1
max. watt	10W
voltage	230V
class	1
gear	incorporated
length	150 mm
width	150 mm
height	150 mm

FINISHING CODE

aluminium	T51C17FAB
chrome	T51C17FAP
grey	T51C17FGL
white	T51C17FWL
black	T51C17FZL




hat

design by alain monnens

At first sight, the 'hat' may look like a classical floor lamp but it is much more than that. On top of the elegant base, which is made of one piece, is a highly functional shade. Thanks to the original way in which the shade is supported, it can be turned easily from down- to uplighter. The shade and the base are available in different colours, which can be combined to your personal taste.



hat



TECHNICAL DATA

lamp type	A60
fitting	E27
max. watt	100W
voltage	230V
class	1
diameter	725 mm
height	1950 mm

FINISHING CODE SHADE

white	TS65W
black	TS65B

FINISHING CODE BASE

gray	T65F1IGL
white	T65F1IWL
black	T65F1IZL



hector

design by tim baute and stefaan de croock for atelier bonk

Hector is a folded cone shaped powder coated steel lamp into which a graphic pattern has been cut. Hector is designed to be hung single or in group. The logic and function of the cut can be seen as darkness falls and its pattern spreads across the room. Hector is available in three sizes.



hector S LED without pattern



TECHNICAL DATA

lamp type	LED
colour temp.	2700K
max. watt	9.3W
voltage	230V
class	1
gear	incorporated
length	195 mm
width	195 mm
height	388 mm

FINISHING CODE

white	T91H1DWL
black	T91H1DZL

hector S E27 without pattern




TECHNICAL DATA

lamp type	A60
fitting	E27
max. watt	60W
voltage	230V
class	1
gear	-
length	195 mm
width	195 mm
height	388 mm

FINISHING CODE

white	T91H1IWL
black	T91H1IZL

hector M LED without pattern



TECHNICAL DATA

lamp type	LED
colour temp.	2700K
max. watt	9.3W
voltage	230V
class	1
gear	incorporated
length	250 mm
width	250 mm
height	504 mm

FINISHING CODE

white	T91H2DWL
black	T91H2DZL

hector M E27 without pattern



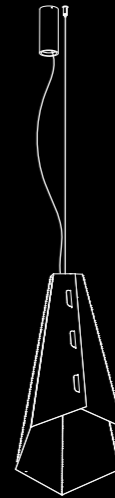
TECHNICAL DATA

lamp type	A60
fitting	E27
max. watt	60W
voltage	230V
class	1
gear	-
length	250 mm
width	250 mm
height	504 mm

FINISHING CODE

white	T91H2IWL
black	T91H2IZL

hector L LED without pattern



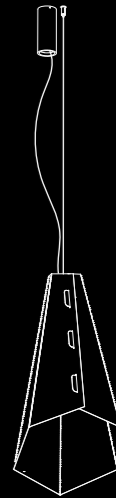
TECHNICAL DATA

lamp type	LED
colour temp.	2700K
max. watt	9.3W
voltage	230V
class	1
gear	incorporated
length	334 mm
width	334 mm
height	645 mm

FINISHING CODE

white	T91H3DWL
black	T91H3DZL

hector L E27 without pattern



TECHNICAL DATA

lamp type	A60
fitting	E27
max. watt	60W
voltage	230V
class	1
gear	-
length	334 mm
width	334 mm
height	645 mm

FINISHING CODE

white	T91H3IWL
black	T91H3IZL



hector S LED with pattern




TECHNICAL DATA

lamp type	LED
colour temp.	2700K
max. watt	9.3W
voltage	230V
class	1
gear	incorporated
length	195 mm
width	195 mm
height	388 mm

FINISHING CODE

white	T91H4DWL
black	T91H4DZL

hector S E27 with pattern



TECHNICAL DATA

lamp type	A60
fitting	E27
max. watt	60W
voltage	230V
class	1
gear	-
length	195 mm
width	195 mm
height	388 mm

FINISHING CODE

white	T91H4IWL
black	T91H4IZL

hector M LED with pattern




TECHNICAL DATA

lamp type	LED
colour temp.	2700K
max. watt	9.3W
voltage	230V
class	1
gear	incorporated
length	250 mm
width	250 mm
height	504 mm

FINISHING CODE

white	T91H5DWL
black	T91H5DZL

hector M E27 with pattern



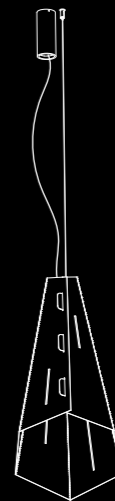
TECHNICAL DATA

lamp type	A60
fitting	E27
max. watt	60W
voltage	230V
class	1
gear	-
length	250 mm
width	250 mm
height	504 mm

FINISHING CODE

white	T91H5IWL
black	T91H5IZL

hector L LED with pattern



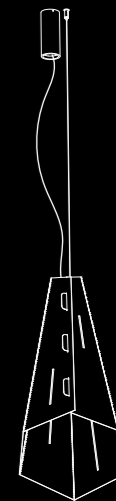
TECHNICAL DATA

lamp type	LED
colour temp.	2700K
max. watt	9.3W
voltage	230V
class	1
gear	incorporated
length	334 mm
width	334 mm
height	645 mm

FINISHING CODE

white	T91H6DWL
black	T91H6DZL

hector L E27 with pattern



TECHNICAL DATA

lamp type	A60
fitting	E27
max. watt	60W
voltage	230V
class	1
gear	-
length	334 mm
width	334 mm
height	645 mm

FINISHING CODE

white	T91H6IWL
black	T91H6IZL



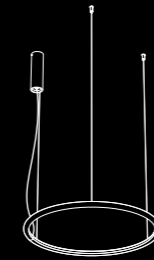
hoola

design by jos muller

With its very light and minimal design hoola creates an archetypical light circle. The soft light is directed upwards and downwards while its highly efficient led-light curves along with the lamp shape. Hoola is available in 60, 100 and 140cm diameter. Hoola will be a real eye-catcher when different diameters are combined. It can be arranged in horizontal, angled or even vertical positions. The lamps can be place close to a ceiling, in free open spaces or vertically along the wall.



hoola 60



TECHNICAL DATA

lamp type	LED
colour temp.	2400K / 2700K / 3000K
max. watt	36W
voltage	230V
class	1
gear	incorporated
diameter	600 mm
height	25 (max. 2500) mm

FINISHING CODE 2400K

white	T92H3DWL
black	T92H3DZL

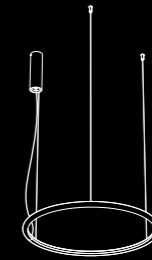
FINISHING CODE 2700K

white	T92H9DWL
black	T92H9DZL

FINISHING CODE 3000K

white	T92H1DWL
black	T92H1DZL

hoola 60 dim



TECHNICAL DATA

lamp type	LED
colour temp.	2400K / 2700K / 3000K
max. watt	36W
voltage	230V
class	1
gear	incorporated
diameter	600 mm
height	25 (max. 2500) mm

FINISHING CODE 2400K

white	T92H3DWLD
black	T92H3DZLD

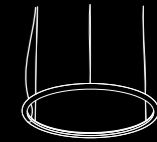
FINISHING CODE 2700K

white	T92H9DWLD
black	T92H9DZLD

FINISHING CODE 3000K

white	T92H1DWLD
black	T92H1DZLD

hoola 60 without base & driver



TECHNICAL DATA

lamp type	LED
colour temp.	2400K / 2700K / 3000K
max. watt	36W
voltage	24V
class	1
gear	not incorporated
diameter	600 mm
height	25 (max. 2500) mm

FINISHING CODE 2400K

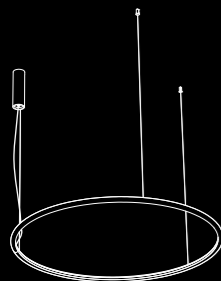
white	T92H7DWL
black	T92H7DZL

FINISHING CODE 2700K

white	T92H11DWL
black	T92H11DZL

FINISHING CODE 3000K

white	T92H5DWL
black	T92H5DZL

hoola 100

TECHNICAL DATA

lamp type	LED
colour temp.	2400K / 2700K / 3000K
max. watt	60W
voltage	230V
class	1
gear	incorporated
diameter	1000 mm
height	25 (max. 2500) mm

FINISHING CODE 2400K

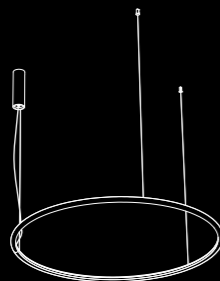
white	T92H4DWL
black	T92H4DZL

FINISHING CODE 2700K

white	T92H10DWL
black	T92H10DZL

FINISHING CODE 3000K

white	T92H2DWL
black	T92H2DZL

hoola 100 dim

TECHNICAL DATA

lamp type	LED
colour temp.	2400K / 2700K / 3000K
max. watt	60W
voltage	230V
class	1
gear	incorporated
diameter	1000 mm
height	25 (max. 2500) mm

FINISHING CODE 2400K

white	T92H4DWLD
black	T92H4DZLD

FINISHING CODE 2700K

white	T92H10DWLD
black	T92H10DZLD

FINISHING CODE 3000K

white	T92H2DWLD
black	T92H2DZLD

hoola 100 without base & driver

TECHNICAL DATA

lamp type	LED
colour temp.	2400K / 2700K / 3000K
max. watt	60W
voltage	230V
class	1
gear	not incorporated
diameter	1000 mm
height	25 (max. 2500) mm

FINISHING CODE 2400K

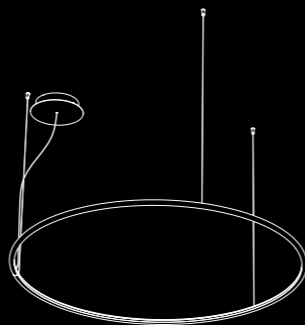
white	T92H8DWL
black	T92H8DZL

FINISHING CODE 2700K

white	T92H12DWL
black	T92H12DZL

FINISHING CODE 3000K

white	T92H6DWL
black	T92H6DZL

hoola 140

TECHNICAL DATA

lamp type	LED
colour temp.	2400K / 2700K / 3000K
max. watt	90W
voltage	230V
class	1
gear	incorporated
diameter	1400 mm
height	25 (max. 2500) mm

FINISHING CODE 2400K

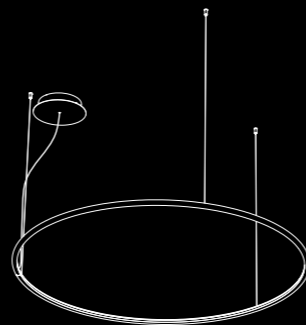
white	T92H17DWL
black	T92H17DZL

FINISHING CODE 2700K

white	T92H14DWL
black	T92H14DZL

FINISHING CODE 3000K

white	T92H13DWL
black	T92H13DZL

hoola 140 dim

TECHNICAL DATA

lamp type	LED
colour temp.	2400K / 2700K / 3000K
max. watt	90W
voltage	230V
class	1
gear	incorporated
diameter	1400 mm
height	25 (max. 2500) mm

FINISHING CODE 2400K


white	T92H17DWLD
black	T92H17DZLD

FINISHING CODE 2700K

white	T92H14DWLD
black	T92H14DZLD

FINISHING CODE 3000K

white	T92H13DWLD
black	T92H13DZLD

hoola 140 without base & driver

TECHNICAL DATA

lamp type	LED
colour temp.	2400K / 2700K / 3000K
max. watt	90W
voltage	24V
class	1
gear	not incorporated
diameter	1400 mm
height	25 (max. 2500) mm

FINISHING CODE 2400K

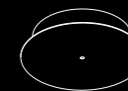
white	T92H18DWL
black	T92H18DZL

FINISHING CODE 2700K

white	T92H16DWL
black	T92H16DZL

FINISHING CODE 3000K

white	T92H15DWL
black	T92H15DZL

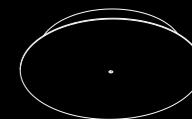
driver box S

TECHNICAL DATA

diameter	270 mm
height	55 mm

FINISHING CODE

white	TP36PWL
black	TP36PZL

driver box L

TECHNICAL DATA

diameter	450 mm
height	55 mm

FINISHING CODE

white	TP37PWL
black	TP37PZL




hoop

design by tossB

'hoop' is a pendant LED luminaire that stands out by its monumental and architectural design. The technologies that are used are adapted to the simplicity of the ring-shaped luminaire. A flexible LED strip is mounted invisibly inside the steel ring creating a diffuse and soft illumination.

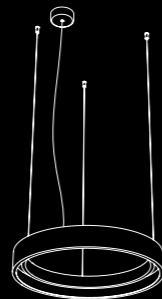
'hoop' is a real eye catcher that functions -in its highest capacity- as general lighting as well.







hoop 600 hanging



TECHNICAL DATA

voltage **230V**

class **1**

gear **incorporated**

diameter **600 mm**

height **90 (max. 2500) mm**

finishing **white painted**

LED

3000K 30W **T78H6DWL**

3000K 50W **T78H10DWL**

* dimmable on request

** 2700K on request

hoop 600 ceiling



TECHNICAL DATA

voltage **230V**

class **1**

gear **incorporated**

diameter **600 mm**

height **90 mm**

finishing **white painted**

LED


3000K 30W **T78C6DWL**

3000K 50W **T78C7DWL**

* dimmable on request

** 2700K on request

hoop 600 wall



TECHNICAL DATA

voltage **230V**

class **1**

gear **incorporated**

diameter **600 mm**

height **90 mm**

finishing **white painted**

LED

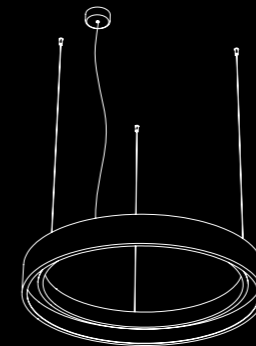
3000K 30W **T78A6DWL**

3000K 50W **T78A7DWL**

* dimmable on request

** 2700K on request

hoop 950 hanging



TECHNICAL DATA

voltage **230V**

class **1**

gear **incorporated**

diameter **950 mm**

height **120 (max. 2500) mm**

finishing **white painted**

LED

3000K 16W **T78H1DWL**


3000K 45W **T78H2DWL**

3000K 90W **T78H3DWL**

* dimmable on request

** 2700K on request

hoop 950 ceiling



TECHNICAL DATA

voltage **230V**

class **1**

gear **incorporated**

diameter **950 mm**

height **120 mm**

finishing **white painted**

LED

3000K 16W **T78C1DWL**


3000K 45W **T78C2DWL**

3000K 90W **T78C3DWL**

* dimmable on request

** 2700K on request

hoop 950 wall



TECHNICAL DATA

voltage **230V**

class **1**

gear **incorporated**

diameter **950 mm**

height **120 mm**

finishing **white painted**

LED



3000K 16W **T78A1DWL**

3000K 45W **T78A2DWL**

3000K 90W **T78A3DWL**

* dimmable on request

** 2700K on request



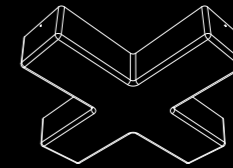
kriskros

design by alain monnens

This wall and ceiling lamp is available with 2 or 4 18 W fluorescent lamps. The cross shape can be perfectly applied singly but also allows playful or rigorous combinations, which makes it very suitable for large spaces.



kriskros 2



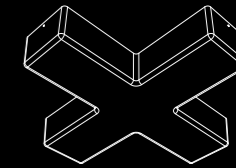
TECHNICAL DATA

lamp type	T26
fitting	G13
max. watt	2x18W
voltage	230V
class	1
gear	incorporated
length	650 mm
width	650 mm
height	100 mm

FINISHING CODE

opal	T28C1FOP
------	----------

kriskros 4




TECHNICAL DATA

lamp type	T26
fitting	G13
max. watt	4x18W
voltage	230V
class	1
gear	incorporated
length	650 mm
width	650 mm
height	100 mm

FINISHING CODE

opal	T28C2FOP
------	----------




linje

design by jan vanderhove

'linje' is a wall and ceiling surface mounted fixture especially designed for the T5 seamless lamp. Because of the unusual position of the lamp holders 'linje' makes it possible to show the full length of the illuminated tube resulting in a minimalist, linear and 'flat' design. A continuous line of light can be created easily by fixing several fixtures successively. Available in 580, 880 and 1180mm length and finished in white, black and grey paint.



linje 580



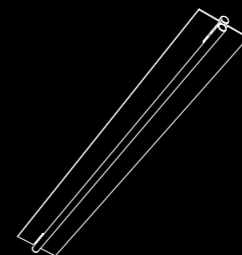
TECHNICAL DATA

lamp type	T16 seamless
fitting	G5
max. watt	24W
voltage	230V
class	1
gear	incorporated
length	580 mm
width	100 mm
height	45 mm

FINISHING CODE

grey	T73A1FGL
white	T73A1FWL
black	T73A1FZL

linje 880



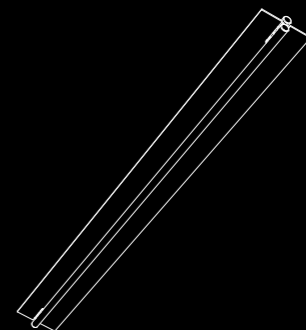
TECHNICAL DATA

lamp type	T16 seamless
fitting	G5
max. watt	39W
voltage	230V
class	1
gear	incorporated
length	880 mm
width	100 mm
height	45 mm

FINISHING CODE

grey	T73A2FGL
white	T73A2FWL
black	T73A2FZL

linje 1180



TECHNICAL DATA

lamp type	T16 seamless
fitting	G5
max. watt	54W
voltage	230V
class	1
gear	incorporated
length	1180 mm
width	100 mm
height	45 mm

FINISHING CODE

grey	T73A3FGL
white	T73A3FWL
black	T73A3FZL

linje accessories



CONNECTION PIECE

grey	T73P1GL
white	T73P1WL
black	T73P1ZL



CONNECTION PIECE CORNER

grey	T73P2GL
white	T73P2WL
black	T73P2ZL



maxibu

design by michel vyvey

Family of decorative aluminium lighting units of a streamlined design with a white, black or grey, lightly structured powder enamel or a brushed finish. Stainless steel springs keep the thick hardened glass discretely and effectively in place. Although they are designed for lighting comfort, these units have a very high illumination capacity. The 'maxibu' can be obtained with E27 lamp bases, which allow use of standard light bulbs as well as halogen and energy-saving lamps. All 'maxibu' models are also offered with integrated electronic ballasts for fluorescent lamps.



maxibu V200f

TECHNICAL DATA

lamp type	TC-F
fitting	2G10
max. watt	18W
voltage	230V
class	1
gear	incorporated
length	200 mm
width	200 mm
height	75 mm

FINISHING CODE

aluminium	T14C1FAB
chrome	T14C1FAP
grey	T14C1FGL
white	T14C1FWL
black	T14C1FZL

maxibu V200i

TECHNICAL DATA

lamp type	HALOGEN CLASSIC
fitting	E27
max. watt	150W
voltage	230V
class	1
gear	-
length	200 mm
width	200 mm
height	75 mm

FINISHING CODE

aluminium	T14C1IAB
chrome	T14C1IAP
grey	T14C1IGL
white	T14C1IWL
black	T14C1IZL

maxibu V300f

TECHNICAL DATA

lamp type	TC-F
fitting	2G10
max. watt	2x36W
voltage	230V
class	1
gear	incorporated
length	300 mm
width	300 mm
height	75 mm

FINISHING CODE

aluminium	T14C2FAB
chrome	T14C2FAP
grey	T14C2FGL
white	T14C2FWL
black	T14C2FZL

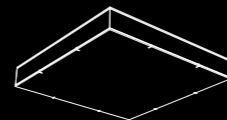
maxibu V300i

TECHNICAL DATA

lamp type	HALOGEN CLASSIC
fitting	E27
max. watt	2x100W
voltage	230V
class	1
gear	-
length	300 mm
width	300 mm
height	75 mm

FINISHING CODE

aluminium	T14C2IAB
chrome	T14C2IAP
grey	T14C2IGL
white	T14C2IWL
black	T14C2IZL

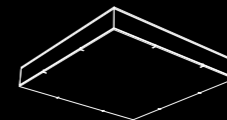
maxibu V500f

TECHNICAL DATA

lamp type	TC-L
fitting	2G11
max. watt	4x36W
voltage	230V
class	1
gear	incorporated
length	500 mm
width	500 mm
height	75 mm

FINISHING CODE

aluminium	T14C3FAB
chrome	T14C3FAP
grey	T14C3FGL
white	T14C3FWL
black	T14C3FZL

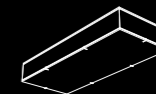
maxibu V500i

TECHNICAL DATA

lamp type	HALOGEN CLASSIC
fitting	E27
max. watt	4x100W
voltage	230V
class	1
gear	-
length	500 mm
width	500 mm
height	75 mm

FINISHING CODE

aluminium	T14C5IAB
chrome	T14C5IAP
grey	T14C5IGL
white	T14C5IWL
black	T14C5IZL

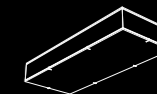
maxibu R500f

TECHNICAL DATA

lamp type	TC-L
fitting	2G11
max. watt	2x36W
voltage	230V
class	1
gear	incorporated
length	500 mm
width	200 mm
height	75 mm

FINISHING CODE

aluminium	T14C4FAB
chrome	T14C4FAP
grey	T14C4FGL
white	T14C4FWL
black	T14C4FZL

maxibu R500i

TECHNICAL DATA

lamp type	HALOGEN CLASSIC
fitting	E27
max. watt	5x60W
voltage	230V
class	1
gear	-
length	500 mm
width	200 mm
height	75 mm

FINISHING CODE

aluminium	T14C4IAB
chrome	T14C4IAP
grey	T14C4IGL
white	T14C4IWL
black	T14C4IZL



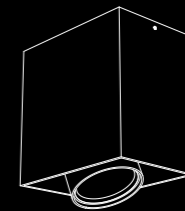
nero

design by david dolcini

Nero is a LED adjustable (track) spotlight where the light comes out from a dark box. Extremely minimal in its design, nero is functional and versatile, suitable to be used in contract projects as well as in domestic interiors.



nero ceiling



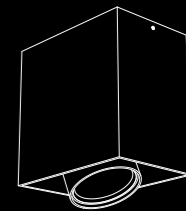
TECHNICAL DATA

lamp type	LED
colour temp.	2700K
max. watt	13W
voltage	230V
class	1
gear	incorporated
rotation	350°
inclination	35°
length	150 mm
width	100 mm
height	150 mm

FINISHING CODE

white/black	T89C1DWL
black/black	T89C1DZL

nero track




TECHNICAL DATA

lamp type	LED
colour temp.	2700K
max. watt	13W
voltage	230V
class	1
gear	incorporated
rotation	350°
inclination	35°
length	150 mm
width	100 mm
height	150 mm

FINISHING CODE

white/black	T89R1DWL
black/black	T89R1DZL



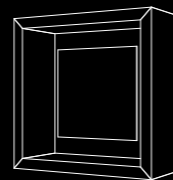
nis

design by michel vyvey

'nis' is like a three-dimensional painting; it emits a very special and powerful light. It evokes deep emotions, just like a work of art does. Yet 'nis' is a complete and highly efficient lighting fixture. 'nis' is available for recessed mounting as well as wall mounting.



nis 16 surface mounted



TECHNICAL DATA


lamp type	TC-DDC
fitting	GR10q
max. watt	16W
voltage	230V
class	1
gear	incorporated
length	260 mm
width	260 mm
height	102 mm

FINISHING CODE

white	T26A1FWL
-------	-----------------

* other colours possible on request

nis 28 surface mounted



TECHNICAL DATA


lamp type	TC-DDC
fitting	GR10q
max. watt	28W
voltage	230V
class	1
gear	incorporated
length	380 mm
width	380 mm
height	102 mm

FINISHING CODE

white	T26A3FWL
-------	-----------------

* other colours possible on request

nis 38 surface mounted



TECHNICAL DATA

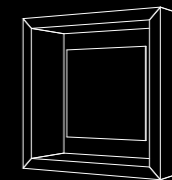
lamp type	TC-DDC
fitting	GR10q
max. watt	38W
voltage	230V
class	1
gear	incorporated
length	380 mm
width	380 mm
height	102 mm

FINISHING CODE

white	T26A5FWL
-------	-----------------

* other colours possible on request

nis 60 surface mounted



TECHNICAL DATA


lamp type	QT-DE 12
fitting	R7s (74.9)
max. watt	48W
voltage	230V
class	1
gear	-
length	260 mm
width	260 mm
height	102 mm

FINISHING CODE

white	T26A1HWL
-------	-----------------

* other colours possible on request

nis 160 surface mounted




TECHNICAL DATA

lamp type	H-PIN
fitting	G9
max. watt	4x33W
voltage	230V
class	1
gear	-
length	380 mm
width	380 mm
height	102 mm

FINISHING CODE

white	T26A3HWL
-------	-----------------

* other colours possible on request



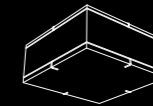
nomibu

design by michel vyvey

Family of decorative aluminium lighting units of a streamlined design with a white, black or grey, lightly structured powdercoat or a brushed matt lacquer finish. Stainless steel springs keep the thick hardened glass discretely and effectively in place. Although they are designed for lighting comfort, these units have a very high illumination capacity.



nomibu V



TECHNICAL DATA

lamp type	H-PIN
fitting	G9
max. watt	33W
voltage	230V
class	1
gear	-
length	100 mm
width	100 mm
height	44 mm

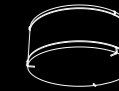
FINISHING CODE

aluminium	T12C2HAB
chrome	T12C2HAP
grey	T12C2HGL
white	T12C2HWL
black	T12C2HZL

OPTIONAL FRAME

aluminium	T12P2HAB
chrome	T12P2HAP
grey	T12P2HGL
white	T12P2HWL
black	T12P2HZL

nomibu C



TECHNICAL DATA

lamp type	H-PIN
fitting	G9
max. watt	33W
voltage	230V
class	1
gear	-
length	100 mm
width	100 mm
height	44 mm

FINISHING CODE

aluminium	T12C3HAB
chrome	T12C3HAP
grey	T12C3HGL
white	T12C3HWL
black	T12C3HZL

OPTIONAL FRAME

aluminium	T12P3HAB
chrome	T12P3HAP
grey	T12P3HGL
white	T12P3HWL
black	T12P3HZL



ohlamp

design by alain monnens

A no-frills model reminding us of the popular design features of the thirties. An ever-recurring trend since. The light source sits hidden in the fixture to avoid light reflections and blinding. The 'ohlamp' hanging fixture can be obtained with a 230V or 12V dicroid lamp.



ohlamp 60 230V




TECHNICAL DATA

lamp type	ES50
fitting	GZ10
max. watt	50W
voltage	230V
class	2
gear	-
diameter	60 mm
height	125 (max. 1500) mm

FINISHING CODE

aluminium	T30H1HAB
grey	T30H1HGL
white	T30H1HWL
black	T30H1HZL

ohlamp 60 12V



TECHNICAL DATA

lamp type	QR-CBC51
fitting	GU5.3
max. watt	50W
voltage	12V
class	3
gear	not incorporated
diameter	60 mm
height	125 (max. 1500) mm

FINISHING CODE

aluminium	T30H2HAB
grey	T30H2HGL
white	T30H2HWL
black	T30H2HZL



rozetta

design by alain monnens

A sober design, with just the right dimensions and a wide range of possibilities. The E27 fitting allows you a free choice of light source. The most popular option is the globe lamp, but the 'rozetta' works equally well with par lamps, filling your space with stylish light at a reasonable price.



178

loft (roeselare, belgium) by alain monnens | photo by philip braem



't gemeentehuis (diksmuide, belgium) by la grange oostkamp | photo by vicky ohnemus

rozetta



TECHNICAL DATA

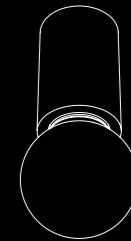
lamp type	A60
fitting	E27
max. watt	60W
voltage	230V
class	1
diameter	50 mm
height	85 mm

FINISHING CODE

aluminium	T52C1IAB
chrome	T52C1IAP
grey	T52C1IGL
white	T52C1IWL
black	T52C1IZL

179

rozetta big



TECHNICAL DATA

lamp type	A60
fitting	E27
max. watt	60W
voltage	230V
class	1
diameter	70 mm
height	110 mm

FINISHING CODE

aluminium	T52C2IAB
chrome	T52C2IAP
grey	T52C2IGL
white	T52C2IWL
black	T52C2IZL



shuffle

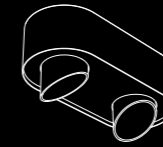
design by michel vyvey

'shuffle' is a built-in spot system with two light sources on a single plate. A choice is available between 12V or 230V fittings.

The socket tubes can be set deep into the plate or pushed into a more downwards position, according to your personal preference. This ensures that the beams of light are adjustable, whatever light source you choose.



shuffle 230V surfaced



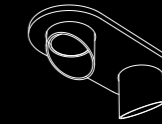
TECHNICAL DATA

lamp type	ES50 or retrofit
fitting	GZ10
max. watt	2x50W
voltage	230V
class	1
gear	-
length	227 mm
width	102 mm
height	65/86 mm

FINISHING CODE

aluminium	-
grey	T49S5HGL
white	T49S5HWL
black	T49S5HZL

shuffle 230V



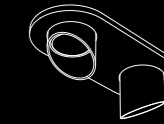
TECHNICAL DATA

lamp type	ES50 or retrofit
fitting	GZ10
max. watt	2x50W
voltage	230V
class	1
gear	-
length	225 mm
width	100 mm
height	8/86 mm

FINISHING CODE

aluminium	T49S2HAB
grey	T49S2HGL
white	T49S2HWL
black	T49S2HZL

shuffle 12V



TECHNICAL DATA

lamp type	QR-CBC51
fitting	GU5,3
max. watt	2x50W
voltage	12V
class	1
gear	not incorporated
length	225 mm
width	100 mm
height	8/86 mm

FINISHING CODE

aluminium	T49S4HAB
grey	T49S4HGL
white	T49S4HWL
black	T49S4HZL



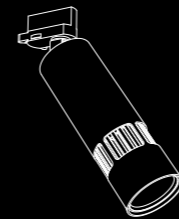
slice

design by sylvain willenz

'slice' is a compact LED spot lamp with minimal yet unique characteristics. The tubular body of the spot is cut on its side, revealing its heat-sink and enabling the lamp to efficiently cool down. At the back, 'slice' features a discreet multi-directional hinge, and at the front, a subtle slanted edge gives a distinctive accent to its design, whilst directing the light beam.



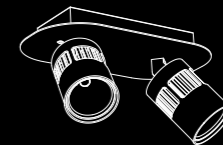
slice track




slice spot 1



slice spot 2



slice spot 3



TECHNICAL DATA

lamp type	LED dimmable
colour temp.	2700K
max. watt	13W
voltage	230V
class	1
gear	incorporated
length	240 mm
width	75 mm
height	75 mm

FINISHING CODE

white	T96R1DWL
black	T96R1DZL

TECHNICAL DATA

lamp type	LED dimmable
colour temp.	2700K
max. watt	13W
voltage	230V
class	1
gear	incorporated
length	190 mm
width	160 mm
height	150 mm

FINISHING CODE

white	T96C1DWL
black	T96C1DZL

TECHNICAL DATA

lamp type	LED dimmable
colour temp.	2700K
max. watt	2x13W
voltage	230V
class	1
gear	incorporated
length	300 mm
width	160 mm
height	150 mm

FINISHING CODE

white	T96C2DWL
black	T96C2DZL

TECHNICAL DATA

lamp type	LED dimmable
colour temp.	2700K
max. watt	3x13W
voltage	230V
class	1
gear	incorporated
length	450 mm
width	160 mm
height	150 mm

FINISHING CODE

white	T96C3DWL
black	T96C3DZL



slide

design by peter van de water

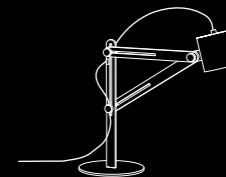
'slide' is a table lamp and floor lamp with a clear and communicative design. One glance at the design is enough to tell you how to adjust it. The aluminum base and natural oak components form a triangle with slots that make it easy to slide elements and adjust the lamp's height and position. From low and pressed to high and slender, the table lamp is ideal for work environments and home offices.



190

slide floor & table white | photo by beeldcollectief.be

slide table



TECHNICAL DATA

lamp type	ES50 or retrofit
fitting	GU10
max. watt	50W
voltage	230V
class	1
length	495 mm
width	100 mm
height	415 mm


FINISHING CODE

white	T83T1IWL
-------	-----------------

* dimmable on request

191

slide floor



TECHNICAL DATA

lamp type	ES50 or retrofit
fitting	GU10
max. watt	50W
voltage	230V
class	1
length	495 mm
width	100 mm
height	1200 mm

FINISHING CODE

white	T83F1IWL
-------	-----------------

* dimmable on request



specter

design by beat karrer

Specter's appearance is characterized by the two elliptical cut-outs that turn a simple tube into an object that shows its inside and outside simultaneously. In terms of the light, this play between in and out also balances the mixture of direct and indirect light. Specter is available in black and white. The LED module is adjustable in height and therefore allows a wide range of light beams, from point to floating light. Specter is always showing two sides.



specter S



TECHNICAL DATA

lamp type	ES50 or retrofit
fitting	GU10
max. watt	50W
voltage	230V
class	1
gear	-
diameter	60 mm
height	300 mm

FINISHING CODE

white/white	T90H1HWL
black/white	T90H1HZL

specter M



TECHNICAL DATA

lamp type	ES50 or retrofit
fitting	GU10
max. watt	50W
voltage	230V
class	1
gear	-
diameter	60 mm
height	400 mm

FINISHING CODE

white/white	T90H2HWL
black/white	T90H2HZL

specter L



TECHNICAL DATA

lamp type	ES50 or retrofit
fitting	GU10
max. watt	50W
voltage	230V
class	1
gear	-
diameter	60 mm
height	500 mm

FINISHING CODE

white/white	T90H3HWL
black/white	T90H3HZL

specter S LED



TECHNICAL DATA

lamp type	LED
colour temp.	2700K
max. watt	9.3W
voltage	230V
class	1
gear	incorporated
diameter	60 mm
height	300 mm

FINISHING CODE

white/white	T90H1DWL
black/white	T90H1DZL

specter M LED



TECHNICAL DATA

lamp type	LED
colour temp.	2700K
max. watt	9.3W
voltage	230V
class	1
gear	incorporated
diameter	60 mm
height	400 mm

FINISHING CODE

white/white	T90H2DWL
black/white	T90H2DZL

specter L LED



TECHNICAL DATA

lamp type	LED
colour temp.	2700K
max. watt	9.3W
voltage	230V
class	1
gear	incorporated
diameter	60 mm
height	500 mm

FINISHING CODE

white/white	T90H3DWL
black/white	T90H3DZL



sphere

design by alain monnens

The 'sphere' is available in various forms: a table or floor lamp, a single hanging lamp, a triple hanging lamp, a seven-armed hanging lamp, a wall lamp and a wall lamp with plug. This versatility means that the 'sphere' is easy to combine in almost any interior. Its soft light and its simple but elegant outline bring a warm ambiance to every room. The 'soft touch' finishing gives an added dimension to a design concept which feels instinctively relaxing.



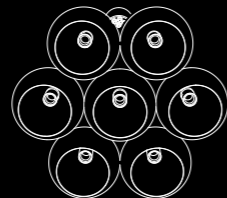
sphere 1



sphere 3



sphere 7



sphere ceiling



sphere wall



sphere wall+



sphere wall flat



sphere floor/table



TECHNICAL DATA

lamp type	A60
fitting	E27
max. watt	60W
voltage	230V
class	1
diameter	200 mm
height	170 (max.1700) mm

FINISHING CODE

black/white	T46H1ZL
white/white	T46H1IWL

TECHNICAL DATA

lamp type	A60
fitting	E27
max. watt	3x60W
voltage	230V
class	1
diameter	430 mm
height	170 (max.1700) mm

FINISHING CODE

black/white	T46H2IZL
white/white	T46H2IWL

TECHNICAL DATA

lamp type	A60
fitting	E27
max. watt	7x60W
voltage	230V
class	1
diameter	600 mm
height	170 (max.1700) mm

FINISHING CODE

black/white	T46H3IZL
white/white	T46H3IWL

TECHNICAL DATA

lamp type	A60
fitting	E27
max. watt	60W
voltage	230V
class	1
diameter	200 mm
height	200 mm

FINISHING CODE

black/white	T46C1IZL
white/white	T46C1IWL

TECHNICAL DATA

lamp type	A60
fitting	E27
max. watt	60W
voltage	230V
class	1
diameter	200 mm
height	235 mm

FINISHING CODE

black/white	T46A1IZL
white/white	T46A1IWL

TECHNICAL DATA

lamp type	A60
fitting	E27
max. watt	60W
voltage	230V
class	1
diameter	200 mm
height	235 mm

FINISHING CODE

black/white	T46A2IZL
white/white	T46A2IWL

TECHNICAL DATA

lamp type	A60
fitting	E27
max. watt	60W
voltage	230V
class	1
diameter	200 mm
height	225 mm

FINISHING CODE

black/white	T46A3IZL
white/white	T46A3IWL

TECHNICAL DATA

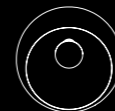
lamp type	A60
fitting	E27
max. watt	60W
voltage	230V
class	1
diameter	200 mm
height	235 mm

FINISHING CODE

black/white	T46F1IZL
white/white	T46F1IWL



sphere 1 big



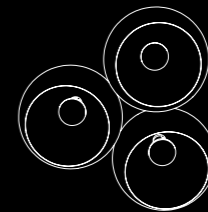
TECHNICAL DATA

lamp type	A60
fitting	E27
max. watt	60W
voltage	230V
class	1
diameter	300 mm
height	240 (max. 1700) mm

FINISHING CODE

black/white	T46H4IZL
white/white	T46H4IWL

sphere 3 big




TECHNICAL DATA

lamp type	A60
fitting	E27
max. watt	3x60W
voltage	230V
class	1
diameter	650 mm
height	240 (max. 1700) mm

FINISHING CODE

black/white	T46H5IZL
white/white	T46H5IWL

sphere 7 big



TECHNICAL DATA

lamp type	A60
fitting	E27
max. watt	7x60W
voltage	230V
class	1
diameter	900 mm
height	240 (max. 1700) mm

FINISHING CODE

black/white	T46H6IZL
white/white	T46H6IWL



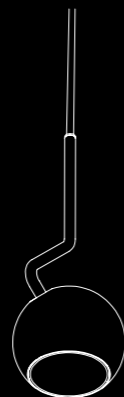
spin

design by beat karrer

'spin' is an adjustable pendant luminaire interpreting the classic sphere - with a special feature. Thanks to the excentric mounting point the light direction can be adapted most easily. With 'spin' changing the lighting mood is just one turn away. Even being familiar in appearance the inner life is equipped with up to date LED technology. A simple yet smart mounting unit simplifies changing the reflector which is available with different angles of radiation.



spin hanging



TECHNICAL DATA

lamp type	LED
colour temp.	2700K
max. watt	19W
voltage	350mA
class	1
gear	not incorporated
inclination	2 x 90°
length	350 mm
diameter	100 mm
height	260/1500 mm

FINISHING CODE

grey	T80H1DGL
white	T80H1DWL
black	T80H1DZL

spin hanging surface



TECHNICAL DATA

voltage	230V
gear	incorporated
diameter	60 mm
height	150 mm

FINISHING CODE

grey	T80P1DGL
white	T80P1DWL
black	T80P1DZL

FINISHING CODE DIMMABLE

grey	T80P1DGLD
white	T80P1DWLD
black	T80P1DZLD

spin recessed



TECHNICAL DATA

voltage	230V
gear	incorporated
diameter	100 mm
height	2 mm

FINISHING CODE

grey	T80P2DGL
white	T80P2DWL
black	T80P2DZL

FINISHING CODE DIMMABLE

grey	T80P2DGLD
white	T80P2DWLD
black	T80P2DZLD

spin ceiling/wall



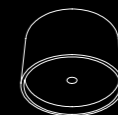
TECHNICAL DATA

lamp type	LED
colour temp.	2700K
max. watt	19W
voltage	350mA
class	1
gear	not incorporated
inclination	2 x 90°
length	350 mm
diameter	100 mm
height	310 mm

FINISHING CODE

grey	T80A1DGL
white	T80A1DWL
black	T80A1DZL

spin ceiling/wall surface



TECHNICAL DATA

voltage	230V
gear	incorporated
diameter	100 mm
height	65 mm

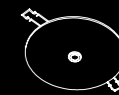
FINISHING CODE

grey	T80P3DGL
white	T80P3DWL
black	T80P3DZL

FINISHING CODE DIMMABLE

grey	T80P3DGLD
white	T80P3DWLD
black	T80P3DZLD

spin recessed



TECHNICAL DATA

voltage	230V
gear	incorporated
diameter	100 mm
height	2 mm

FINISHING CODE

grey	T80P2DGL
white	T80P2DWL
black	T80P2DZL

FINISHING CODE DIMMABLE


grey	T80P2DGLD
white	T80P2DWLD
black	T80P2DZLD



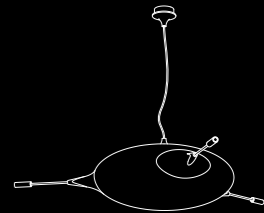
stretch

design by alain monnens

The 'stretch' is literally suspended in space. Its unique manner of fixing means that the 'stretch' is the ideal choice for many different locations and applications. You can hang the 'stretch' horizontally between walls or vertically between floor and ceiling. Whichever option you choose, the 'stretch' will blend perfectly with your interior.



stretch



TECHNICAL DATA

lamp type	Dulux EL
fitting	E27
max. watt	30W
voltage	230V
class	1
diameter	700/1000 mm
height	350 mm

FINISHING CODE

opal white	T67H1FOP
------------	----------



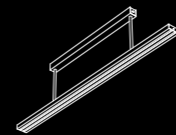
strip

design by michel vyvey

The 'strip' is an elegant hanging lamp which offers comfortable light diffusion and highperformance output. The standard distance between the unit and the ceiling is 29.5 cm. Upon request, this distance can be increased to a maximum of 100 cm.



strip 228/254



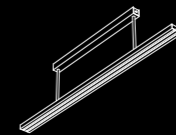
TECHNICAL DATA

lamp type	T16
fitting	G5
max. watt	2x28/54W
voltage	230V
class	1
gear	incorporated
length	1184 mm
width	64 mm
height	295 mm

FINISHING CODE

aluminium	T8C6FAB
grey	T8C6FGL
white	T8C6FWL
black	T8C6FZL

strip 228/254dim



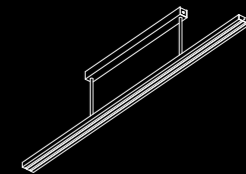
TECHNICAL DATA

lamp type	T16
fitting	G5
max. watt	2x28/54W
voltage	230V
class	1
gear	incorporated
length	1184 mm
width	64 mm
height	295 mm

FINISHING CODE

aluminium	T8C6FABD
grey	T8C6FGLD
white	T8C6FWLD
black	T8C6FZLD

strip 235/49/80



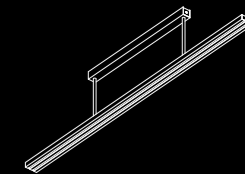
TECHNICAL DATA

lamp type	T16
fitting	G5
max. watt	2x35/49/80W
voltage	230V
class	1
gear	incorporated
length	1484 mm
width	64 mm
height	295 mm

FINISHING CODE

aluminium	T8C8FAB
grey	T8C8FGL
white	T8C8FWL
black	T8C8FZL

strip 235/49/80dim



TECHNICAL DATA

lamp type	T16
fitting	G5
max. watt	2x35/49/80W
voltage	230V
class	1
gear	incorporated
length	1484 mm
width	64 mm
height	295 mm

FINISHING CODE

aluminium	T8C8FABD
grey	T8C8FGLD
white	T8C8FWLD
black	T8C8FZLD



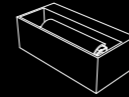
tibo

design by michel vyvey

Simple, stylish aluminium wall fixtures of a sleek line design. Available with a brushed and lacquered or a white, black or grey textured powder coat finish or chrome. 'tibo' is offered in various dimensions for halogen, fluorescent or LED.



tibo



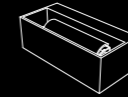
TECHNICAL DATA

lamp type	QT-DE 12 or retrofit
fitting	R7s (74.9)
max. watt	120W
voltage	230V
class	1
gear	-
length	150 mm
width	70 mm
height	50 mm

FINISHING CODE

aluminium	T13A1HAB
chrome	T13A1HAP
grey	T13A1HGL
white	T13A1HWL
black	T13A1HZL

tibo up or down



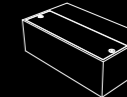
TECHNICAL DATA

lamp type	QT-DE 12 or retrofit
fitting	R7s (74.9)
max. watt	48W
voltage	230V
class	1
gear	-
length	150 mm
width	70 mm
height	50 mm

FINISHING CODE

aluminium	T13A5HAB
chrome	T13A5HAP
grey	T13A5HGL
white	T13A5HWL
black	T13A5HZL

tibo covered



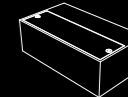
TECHNICAL DATA

lamp type	QT-DE 12 or retrofit
fitting	R7s (74.9)
max. watt	80W
voltage	230V
class	1
gear	-
length	150 mm
width	82 mm
height	50 mm

FINISHING CODE

aluminium	T13A4HAB
chrome	T13A4HAP
grey	T13A4HGL
white	T13A4HWL
black	T13A4HZL

tibo fluo



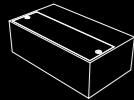
TECHNICAL DATA

lamp type	TC-D/E
fitting	G24q-1
max. watt	10W
voltage	230V
class	1
gear	incorporated
length	150 mm
width	82 mm
height	50 mm

FINISHING CODE

aluminium	T13A3HAB
chrome	T13A3HAP
grey	T13A3HGL
white	T13A3HWL
black	T13A3HZL

tibo LED not dimmable



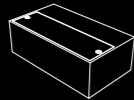
TECHNICAL DATA

lamp type	LED
colour temp.	2700K
max. watt	8W+4W
voltage	230V
class	1
gear	incorporated
length	150 mm
width	82 mm
height	50 mm

FINISHING CODE

aluminium	T13A3DAB
chrome	T13A3DAP
grey	T13A3DGL
white	T13A3DWL
black	T13A3DZL

tibo LED dimmable



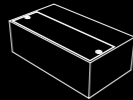
TECHNICAL DATA

lamp type	LED
colour temp.	2700K
max. watt	8W+4W
voltage	230V
class	1
gear	incorporated (TRIAC)
length	150 mm
width	82 mm
height	50 mm

FINISHING CODE

aluminium	T13A3DABD
chrome	T13A3DAPD
grey	T13A3DGLD
white	T13A3DWLD
black	T13A3DZLD

tibo LED up or down



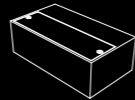
TECHNICAL DATA

lamp type	LED
colour temp.	2700K
max. watt	8W
voltage	230V
class	1
gear	incorporated
length	150 mm
width	82 mm
height	50 mm

FINISHING CODE

aluminium	T13A5DAB
chrome	T13A5DAP
grey	T13A5DGL
white	T13A5DWL
black	T13A5DZL

tibo LED up or down dim



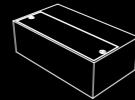
TECHNICAL DATA

lamp type	LED
colour temp.	2700K
max. watt	8W
voltage	230V
class	1
gear	incorporated (TRIAC)
length	150 mm
width	82 mm
height	50 mm

FINISHING CODE

aluminium	T13A5DABD
chrome	T13A5DAPD
grey	T13A5DGLD
white	T13A5DWLD
black	T13A5DZLD

tibo LED outdoor



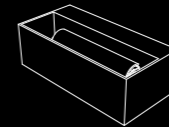
TECHNICAL DATA

lamp type	LED
colour temp.	2700K
max. watt	8W+4W
voltage	230V
class	1
gear	incorporated
length	150 mm
width	82 mm
height	50 mm
IP	54

FINISHING CODE

aluminium	-
chrome	-
grey	T13A6DGL
white	T13A6DWL
black	T13A6DZL

tibo big



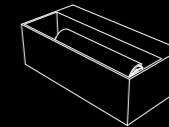
TECHNICAL DATA

lamp type	QT-DE 12 or retrofit
fitting	R7s (114.2)
max. watt	230W
voltage	230V
class	1
gear	-
length	150 mm
width	97 mm
height	65 mm

FINISHING CODE

aluminium	T27A4HAB
chrome	T27A4HAP
grey	T27A4HGL
white	T27A4HWL
black	T27A4HZL

tibo big up or down



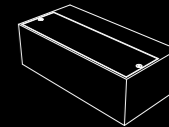
TECHNICAL DATA

lamp type	QT-DE 12 or retrofit
fitting	R7s (114.2)
max. watt	120W
voltage	230V
class	1
gear	-
length	200 mm
width	97 mm
height	65 mm

FINISHING CODE

aluminium	T27A6HAB
chrome	T27A6HAP
grey	T27A6HGL
white	T27A6HWL
black	T27A6HZL

tibo big covered



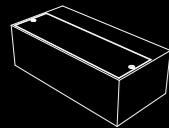
TECHNICAL DATA

lamp type	QT-DE 12 or retrofit
fitting	R7s (114.2)
max. watt	120W
voltage	230V
class	1
gear	-
length	200 mm
width	97 mm
height	65 mm

FINISHING CODE

aluminium	T27A5HAB
chrome	T27A5HAP
grey	T27A5HGL
white	T27A5HWL
black	T27A5HZL

tibo big fluo



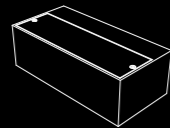
TECHNICAL DATA

lamp type	TC-TE
fitting	Gx24q-3
max. watt	26W
voltage	230V
class	1
gear	incorporated
length	200 mm
width	97 mm
height	65 mm

FINISHING CODE

aluminium	T27A1FAB
chrome	T27A1FAP
grey	T27A1FGL
white	T27A1FWL
black	T27A1FZL

tibo big LED not dimmable



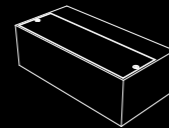
TECHNICAL DATA

lamp type	LED
colour temp.	2700K
max. watt	8W+8W
voltage	230V
class	1
gear	incorporated
length	200 mm
width	97 mm
height	65 mm

FINISHING CODE

aluminium	T27A1DAB
chrome	T27A1DAP
grey	T27A1DGL
white	T27A1DWL
black	T27A1DZL

tibo big LED dimmable



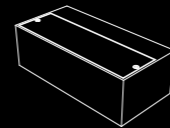
TECHNICAL DATA

lamp type	LED
colour temp.	2700K
max. watt	8W+8W
voltage	230V
class	1
gear	incorporated (TRIAC)
length	200 mm
width	97 mm
height	65 mm

FINISHING CODE

aluminium	T27A1DABD
chrome	T27A1DAPD
grey	T27A1DGLED
white	T27A1DGLD
black	T27A1DZLD

tibo big LED up or down



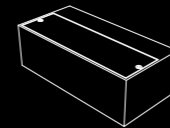
TECHNICAL DATA

lamp type	LED
colour temp.	2700K
max. watt	8W
voltage	230V
class	1
gear	incorporated
length	200 mm
width	97 mm
height	65 mm

FINISHING CODE

aluminium	T27A6DAB
chrome	T27A6DAP
grey	T27A6DGL
white	T27A6DWL
black	T27A6DZL

tibo big LED up or down dim



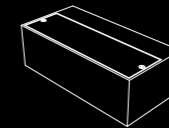
TECHNICAL DATA

lamp type	LED
colour temp.	2700K
max. watt	8W
voltage	230V
class	1
gear	incorporated (TRIAC)
length	200 mm
width	97 mm
height	65 mm

FINISHING CODE

aluminium	T27A6DABD
chrome	T27A6DAPD
grey	T27A6DGLD
white	T27A6DWLD
black	T27A6DZLD

tibo big LED outdoor



TECHNICAL DATA

lamp type	LED
colour temp.	2700K
max. watt	8W+8W
voltage	230V
class	1
gear	incorporated
length	200 mm
width	97 mm
height	65 mm
IP	54

FINISHING CODE

aluminium	-
chrome	-
grey	T27A9DGL
white	T27A9DWL
black	T27A9DZL

tibo long



TECHNICAL DATA

lamp type	QT-DE 12
fitting	R7s (74.9)
max. watt	3x48W
voltage	230V
class	1
gear	-
length	700 mm
width	90 mm
height	50 mm

FINISHING CODE

aluminium	T64A1HAB
chrome	T64A1HAP
grey	T64A1HGL
white	T64A1HWL
black	T64A1HZL

tibo long fluo




TECHNICAL DATA

lamp type	T16
fitting	G5
max. watt	24W
voltage	230V
class	1
gear	incorporated
length	700 mm
width	90 mm
height	50 mm

FINISHING CODE

aluminium	T64A2FAB
chrome	T64A2FAP
grey	T64A2FGL
white	T64A2FWL
black	T64A2FZL




tilt

design by peter van de water

Tilt is a multifunctional wall lamp. The front plate can be turned and tilted in every possible direction. When combined, the tilted plates create an exciting and subtle atmosphere of oblique surfaces and light. Used as a single wall lamp, tilt can be directed at random or in a functional way, as an up-or-downlighter. Strictly straight or playfully turned and tilted; the possibilities and combinations with this lamp are infinite.

tilt square




TECHNICAL DATA

lamp type	LED
colour temp.	2700K
max. watt	4x2W
voltage	230V
class	1
gear	incorporated
length	280 mm
width	280 mm
height	41 mm

FINISHING CODE

grey	T84A1DGL
white	T84A1DWL
black	T84A1DZL
mirror	T84A1DMM

tilt hexa




TECHNICAL DATA

lamp type	LED
colour temp.	2700K
max. watt	4x2W
voltage	230V
class	1
gear	incorporated
length	320 mm
width	280 mm
height	41 mm

FINISHING CODE

grey	T84A2DGL
white	T84A2DWL
black	T84A2DZL
mirror	T84A2DMM

tilt round



TECHNICAL DATA

lamp type	LED
colour temp.	2700K
max. watt	4x2W
voltage	230V
class	1
gear	incorporated
length	290 mm
width	290 mm
height	41 mm

FINISHING CODE

grey	T84A3DGL
white	T84A3DWL
black	T84A3DZL
mirror	T84A3DMM



tuba

design by alain monnens

'tuba' is a minimalistic family of surface mounted downlights and is available in 3 different sizes. The robust tubular body hides an elegant white painted trumpet shaped reflector which creates a soft and efficient light diffusion. Installing several tuba's in a linear way creates an architectural atmosphere whereas installing groups of different sizes together creates a playfull accent. Available in black and white and equipped with LED.



230

tuba S+L black

tuba S




TECHNICAL DATA

lamp type	LED dimmable
colour temp.	2700K
max. watt	13W
voltage	230V
class	1
gear	incorporated
diameter	120 mm
height	220 mm

FINISHING CODE

white	T95C1DWL
black	T95C1DZL

tuba M



TECHNICAL DATA


lamp type	LED dimmable
colour temp.	2700K
max. watt	13W
voltage	230V
class	1
gear	incorporated
diameter	160 mm
height	180 mm

FINISHING CODE

white	T95C2DWL
black	T95C2DZL

231

tuba L



TECHNICAL DATA

lamp type	LED dimmable
colour temp.	2700K
max. watt	13W
voltage	230V
class	1
gear	incorporated
diameter	200 mm
height	140 mm

FINISHING CODE

white	T95C3DWL
black	T95C3DZL



tube

design by alain monnens

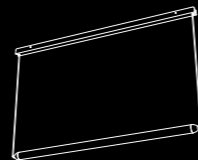
This hanging lamp, of a natural elegant design, produces a very agreeable and comfortable light. The special features of this harmonious appliance have been obtained by a combination of sandblasted synthetic materials and an electronically controlled 36 or 58 W fluorescent lamp. Available with an integrated dimmer/switch allowing direct control of the light output on the appliance.

award

'best product design 2004'
at the four annual design award of the province west-flanders



tube 1300



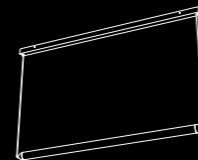
TECHNICAL DATA

lamp type	T26
fitting	G13
max. watt	36W
voltage	230V
class	1
gear	incorporated
length	1350 mm
width	50 mm
height	50 (max. 1200) mm

FINISHING CODE

opal / alu	T29H1FOP
------------	----------

tube 1300dim




TECHNICAL DATA

lamp type	T26
fitting	G13
max. watt	36W
voltage	230V
class	1
gear	incorporated
length	1350 mm
width	50 mm
height	50 (max. 1200) mm

FINISHING CODE

opal / alu	T29H2FOP
------------	----------

tube 1600




TECHNICAL DATA

lamp type	T26
fitting	G13
max. watt	58W
voltage	230V
class	1
gear	incorporated
length	1650 mm
width	50 mm
height	50 (max. 1200) mm

FINISHING CODE

opal / alu	T29H3FOP
------------	----------

tube 1600dim



TECHNICAL DATA

lamp type	T26
fitting	G13
max. watt	58W
voltage	230V
class	1
gear	incorporated
length	1650 mm
width	50 mm
height	50 (max. 1200) mm

FINISHING CODE

opal / alu	T29H4FOP
------------	----------



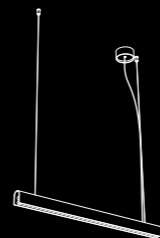
u-light

design by alain monnens

U-light is a pendant luminaire with a 'flat' and linear though at the same time a soft and natural design. The pendant has been designed especially for the seamless T5 bulb which results in a smooth, continuous light line. U-light is ideal for the work environment but fits equally well at home or in any other setting. U-light is available in various colours and lengths.



u-light 900



TECHNICAL DATA

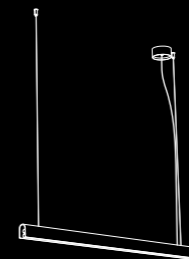
lamp type	T16 seamless
fitting	G5
max. watt	21/39W
voltage	230V
class	1
gear	incorporated
length	900 mm
width	40 mm
height	60 (max 2500) mm

FINISHING CODE

grey	T85H1FGL
white	T85H1FWL
black	T85H1FZL

* dimmable on request

u-light 1200



TECHNICAL DATA

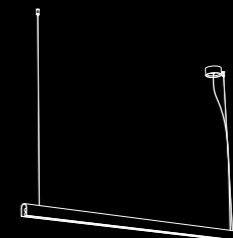
lamp type	T16 seamless
fitting	G5
max. watt	28/54W
voltage	230V
class	1
gear	incorporated
length	1200 mm
width	40 mm
height	60 (max 2500) mm

FINISHING CODE

grey	T85H2FGL
white	T85H2FWL
black	T85H2FZL

* dimmable on request

u-light 1800



TECHNICAL DATA

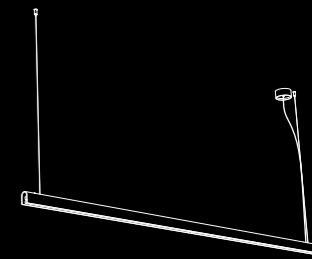
lamp type	T16 seamless
fitting	G5
max. watt	2x21/39W
voltage	230V
class	1
gear	incorporated
length	1800 mm
width	40 mm
height	60 (max 2500) mm

FINISHING CODE

grey	T85H3FGL
white	T85H3FWL
black	T85H3FZL

* dimmable on request

u-light 2400




TECHNICAL DATA

lamp type	T16 seamless
fitting	G5
max. watt	2x28/54W
voltage	230V
class	1
gear	incorporated
length	2400 mm
width	40 mm
height	60 (max 2500) mm

FINISHING CODE

grey	T85H4FGL
white	T85H4FWL
black	T85H4FZL

* dimmable on request



ypso


design by jos muller

The name ypsos refers to the letter ypsilon on which its shape is inspired. The light is spread in three directions creating a large area of illumination. When installed in group, ypsos seems to create structures in the air. A 3D printed connection piece is holding the tubes in place and provides a nice detail to the design. Ypsos is provided with 3 steelcables so that the lamp can be installed horizontally or oblique by adjusting each cable individually.

This playful pendant lamp is equipped with a high efficient LED strip, comes in two different sizes and is available in black and white.



ypso S



TECHNICAL DATA

lamp type	LED
colour temp.	2700K / 3000K
max. watt	12W
voltage	230V
class	1
gear	incorporated
length	400 mm
width	400 mm
height	25 (max 2500) mm


FINISHING CODE 2700K

white	T94H2DWL
black	T94H2DZL

FINISHING CODE 3000K

white	T94H1DWL
black	T94H1DZL

ypso S dim



TECHNICAL DATA

lamp type	LED
colour temp.	2700K / 3000K
max. watt	12W
voltage	230V
class	1
gear	incorporated
length	400 mm
width	400 mm
height	25 (max 2500) mm


FINISHING CODE 2700K

white	T94H2DWLD
black	T94H2DZLD

FINISHING CODE 3000K

white	T94H1DWLD
black	T94H1DZLD

ypso L



TECHNICAL DATA

lamp type	LED
colour temp.	2700K / 3000K
max. watt	19W
voltage	230V
class	1
gear	incorporated
length	580 mm
width	580 mm
height	25 (max 2500) mm


FINISHING CODE 2700K

white	T94H4DWL
black	T94H4DZL

FINISHING CODE 3000K

white	T94H3DWL
black	T94H3DZL

ypso L dim



TECHNICAL DATA

lamp type	LED
colour temp.	2700K / 3000K
max. watt	19W
voltage	230V
class	1
gear	incorporated
length	580 mm
width	580 mm
height	25 (max 2500) mm

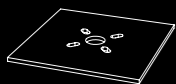
FINISHING CODE 2700K

white	T94H4DWLD
black	T94H4DZLD

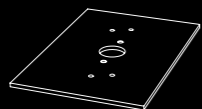
FINISHING CODE 3000K

white	T94H3DWLD
black	T94H3DZLD

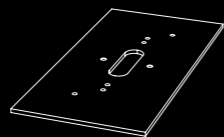
cover plate 100x100



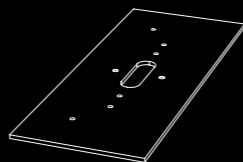
cover plate 100x150



cover plate 100x200



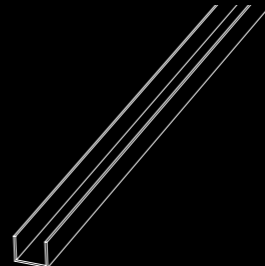
cover plate 100x250



cover plate Ø100



profile



accessories

PRODUCTS

groove 50x50

PRODUCTS

groove 50x100

PRODUCTS

groove 50x150

tibo family

PRODUCTS

groove 50x200

tibo big family

PRODUCTS

bang

ohlamp

rozetta

TECHNICAL DATA

length max. 1970 mm

width 50 mm

height 40 mm

FINISHING CODE

aluminium TP18PAB

chrome TP18PAP

grey TP18PGL

white TP18PWL

black TP18PZL

FINISHING CODE

aluminium TP19PAB

chrome TP19PAP

grey TP19PGL

white TP19PWL

black TP19PZL

FINISHING CODE

aluminium TP20PAB

chrome TP20PAP

grey TP20PGL

white TP20PWL

black TP20PZL

FINISHING CODE

aluminium TP21PAB

chrome TP21PAP

grey TP21PGL

white TP21PWL

black TP21PZL

FINISHING CODE

aluminium TP17PAB

chrome TP17PAP

grey TP17PGL

white TP17PWL

black TP17PZL

FINISHING CODE

aluminium TP34PAB

chrome -

grey TP34PGL

white TP34PWL

black TP34PZL

ceiling

25°
 bang
 big bang
 brace
 bullet
 celine
 cone
 conical
 disk
 flink
 groove
 hoop
 kriskros
 linje
 maxibu
 nero
 nomibu
 rozetta
 shuffle
 slice
 sphere
 spin
 strip
 tuba

pendant

boomer
 bow
 bpipe
 brace
 cone
 disk
 dot
 final cut
 hector
 hoola
 hoop
 ohlamp
 specter
 sphere
 spin
 stretch
 tube
 u-light

spot

25°
 bang
 big bang
 brace
 flink
 nero
 shuffle
 slice

wall

25°
 bpipe
 brace
 brick
 conical
 disk
 fly
 hoop
 kriskros
 linje
 nis
 rozetta
 sphere
 spin
 tibo
 tilt

floor

blackjack
 bow
 dot
 flink
 flip
 hat
 slide
 sphere

table

blackjack
 crane
 dot
 final cut
 slide
 sphere

outdoor

flag
 flower
 tibo

track

nero
 slice

appliance



1



2



3



4



9



10



5



6



7



8



11

designers

- | | |
|----------------------|----------------------------------|
| 1 alain monnens | 7 michel de nyn |
| 2 beat karrer | 8 michel vyvey |
| 3 david dolcini | 9 peter van de water |
| 4 glenn marys | 10 sylvain willenz |
| 5 jean-françois d'or | 11 tim baute & stefaan de croock |
| 6 jos muller | |

colofon

Thanks to everyone who has helped us with the realisation of the catalogue.

photography

arne jennard
beeldcollectief.be
bruno couwenberg
christophe potigny
daniele domenicali
g. česonis
hugo thomassen
kasia gathowska
jean godecharle
julien lanoo
philip braem
vicky ohnemus
vma humaine

text

tossB

graphic design

alain monnens

printing

drukta



contact

tossB bvba
karveelstraat 2
8380 zeebrugge

t +32 50 54 35 49
f +32 50 54 35 40

info@tossb.com
www.tossb.com



interieur 2012



light+building 2014



interieur 2014

tossB

Vertrieb Deutschland
ALTA LINEA GMBH
Am Sandhof 6
41469 Neuss
www.altalineade.de
office@altalineade.de