

tunto

COLLECTION
2022

Lighting collection
from Finland

Mikko Kärkkäinen

CEO & Designer

I live from creativity, inspiration and innovativity. I believe that lighting should provide long-lasting enjoyment. This is what Tunto has been about since the beginning: we create innovative lighting with a soul, combining wood and true craftsmanship with the latest technological advancements.

I'm extremely proud of Tunto – the company that I've had the privilege to create and nurture with the best of talent around me. Over the years I've had the honour to receive several international design awards and acknowledgements for our products. I've also been awarded with the Finnish State Award in Design. But I've also been lucky to have been able to train skilled employees and see them grow to be the Tunto talents they are today.

We have set the bar high at Tunto. We always strive to become an even better lighting manufacturer – and offer creative, inspiring products and solutions to all our customers.

Join us on this journey in creating innovative lighting with a soul.



**THERE IS NO BETTER SOURCE OF
INSPIRATION THAN NATURE'S
OWN DESIGN.**



FORM AND FUNCTION ARE ONE.



TUNTO

Collection

**THE GREATEST DESIGNS ARE RIGHT
IN FRONT OF YOU – IF YOU KNOW
WHERE TO LOOK.**


**ORGANIC MATERIALS
CREATE THE SOUL.**




TUNTO



Collection





TUNTO




Collection


JOY AND PLAYFULNESS ARE ESSENTIAL
PARTS OF A CREATIVE PROCESS.

OUR OWN FACTORY GIVES US A UNIQUE
OPPORTUNITY TO FREELY DEVELOP AND
PRODUCE NEW, INNOVATIVE LIGHTING.

TUNTO



Collection




TUUNTO

Collection

**OUR DRIVING FORCE IS SKILLED
CRAFTSMANSHIP – COMBINED WITH
TECHNOLOGY AND THE LATEST
INNOVATIONS IN LIGHTING**

TUNTO



Collection



TUNTO




Collection



TUNTO

Collection









Tunto

Collection



TUNTO



Collection



**WE REALIZE THE MOST AMBITIOUS
LIGHTING VISIONS.**

COLLECTION

THE ORIGINAL, INNOVATIVE LED SERIES WAS SPARKED BY A VISION BY MIKKO KÄRKKÄINEN, IN WHICH LED TECHNOLOGY ENABLES NEW, CREATIVE WAYS TO USE WOOD AS A MATERIAL FOR A LUMINAIRE.

THE MODERN BUT TIMELESS DESIGN OF THE SERIES IS COMPLEMENTS INTERIORS OF ALL KINDS WITH PRESTIGE, ELEGANCE AND HIGH-QUALITY LIGHT.

Led_{1, 2, 4, 8}

Led, walnut in the picture.

This is the luminaire that started it all – a true milestone in the Tunto story. Born of a flash of creative inspiration, LED1 was ahead of its time upon its conception. Today it is an award-winning design classic.

Elegant touch-sensitive switching allows for easy control and brightness adjustment.



Led₁

TUNTO

Collection



Led₁

Tunto

TECHNICAL SPECIFICATIONS

Available colors
and materials

Oak

Birch

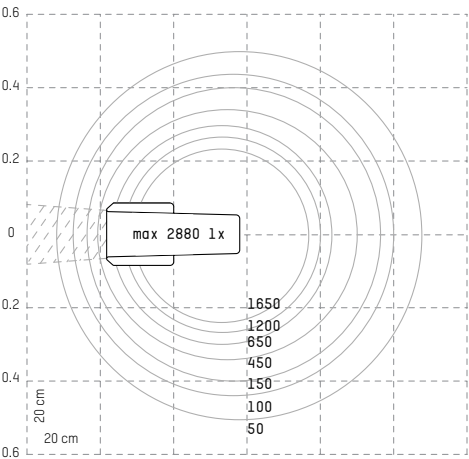
Walnut

Black

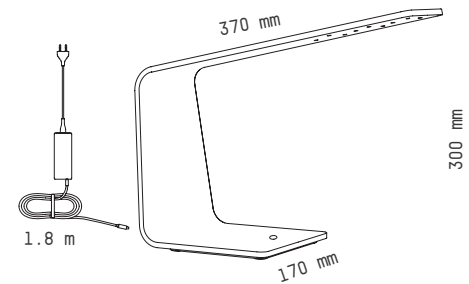
White

Surface Finish Lacquer

Led₁ lx



Measurements



Size	370 x 300 x 170 mm	Kelvin	2700 K
Weight	0.8 kg	Lumen	max 800 lm, lowest level 500 lm
Thickness	7 mm	CRI	97
Power Use	16-10 W	Package Size	430 x 330 x 220 mm
Voltage	100-240 V 50/60 Hz	Package Weight	1.8 kg
Output	18-24V		
Cord Length	1.8 m		
Suitable	EURO, UK, USA/Japan		



Led₂

TUNTO

Collection

EYE-CATCHING SIMPLICITY

The Led2 floor light is a spectacular piece of lighting for various purposes at modern homes, innovative interiors and public spaces.

Equipped with touch-sensitive switching for easy control and brightness adjustment.

Led2 has received several awards, including the international red dot award in product design in 2010, the Green Good Design award in 2010 and a Deutsche Designpreis nomination in 2011.





Led₂

Tunto

TECHNICAL SPECIFICATIONS

Available colors and materials

Oak

Birch

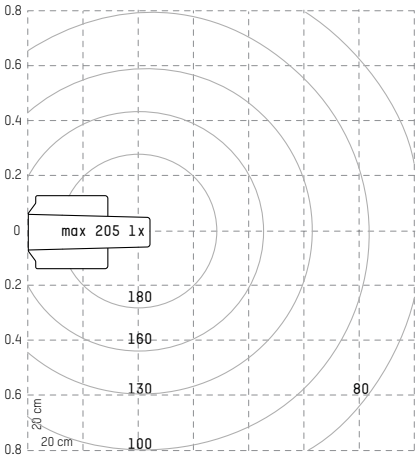
Walnut

Black

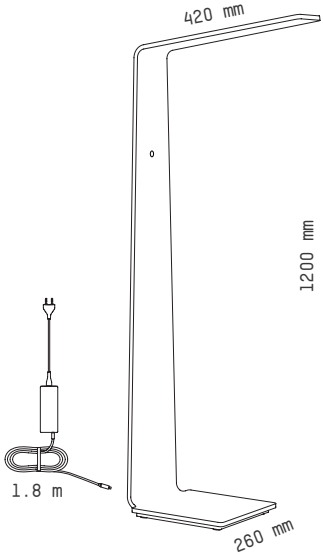
White

Surface Finish Lacquer

Led₂ lx



Measurements



Size	1200 x 420 x 260 mm	Kelvin	2700 K
Weight	5.2 kg	Lumen	max 800 lm, lowest level 500 lm
Thickness	10 mm	CRI	97
Power Use	16-10W	Package Size	1300 x 550 x 360 mm
Voltage	100-240V 50/60 Hz	Package Weight	10.5 kg
Output	18-24V		
Cord Length	1.8 m		
Suitable	EURO, UK, USA/Japan		

INDOOR USE ONLY NON-USER REPLACEABLE LIGHT SOURCE IP20 CE 

Collection



Led₄

TUNTO

Collection

SOPHISTICATED EFFICIENCY

The Led4 light is excellent for all kinds of work spaces and office interiors, thanks to its optimized size and illuminating power.

Equipped with sophisticated touch-sensitive switching for easy control and brightness adjustment.

Led4 received the international red dot award in product design in 2011.





Led₄

TUNTO

TECHNICAL SPECIFICATIONS

Available colors
and materials

Oak

Birch

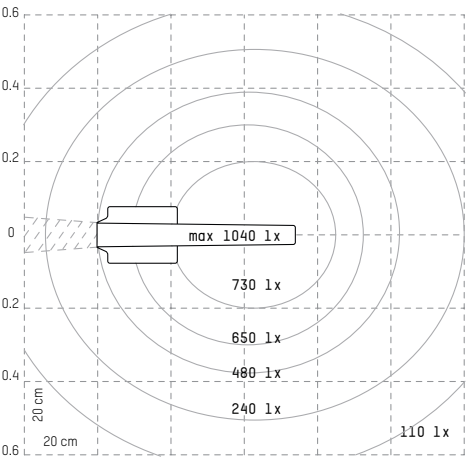
Walnut

Black

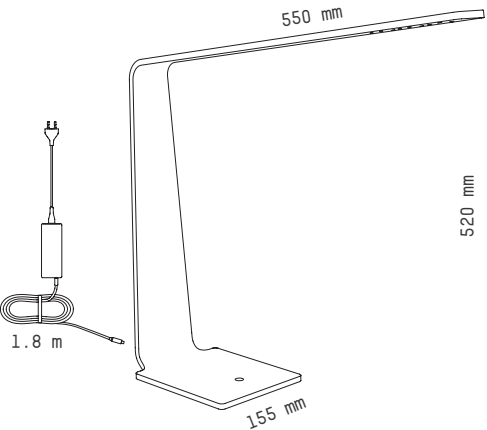
White

Surface Finish Lacquer

Led₄ lx



Measurements



Size	520 x 550 x 155 mm	Kelvin	2700 K
Weight	0.8 kg	Lumen	max 800 lm, lowest level 500 lm
Thickness	8 mm	CRI	97
Power Use	16-10W	Package Size	610 x 570 x 175 mm
Voltage	100-240V 50/60 Hz	Package Weight	2.0 kg
Output	18-24V		
Cord Length	1.8 m		
Suitable	EURO, UK, USA/Japan		
INDOOR USE ONLY		NON-USER REPLACEABLE LIGHT SOURCE	
		IP20 CE 	

Collection

SIZE MATTERS

The Led8 is a tall and elegant table light that is optimal for offices with demanding lighting requirements and large computer displays.

Led₈





Led₈

TUNTO



Led8 can be equipped with the groundbreaking Qi wireless charging technology, enabling the base of the light to be used for charging smart phones wirelessly.

This allows the light to be used innovatively in various spaces – such as hotel rooms or lounge areas – where wireless charging is a great convenience.

Collection



Led₈

TUNTO

TECHNICAL SPECIFICATIONS

Available colors
and materials


Oak


Birch

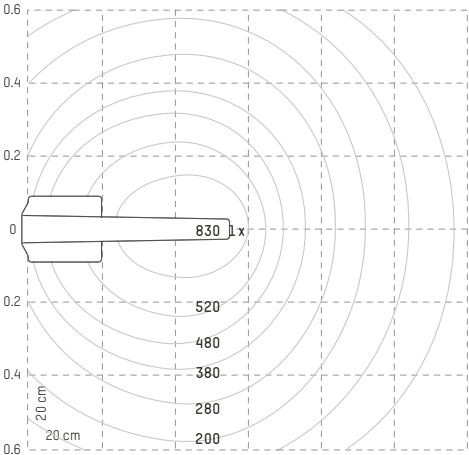

Walnut


Black

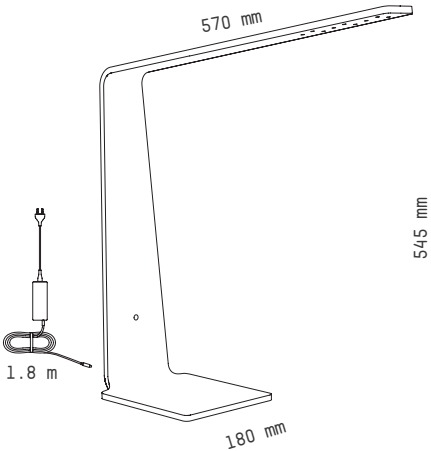

White



Surface Finish Lacquer

Led₈ lx



Measurements



Size	560 x 570 x 180 mm	Kelvin	2700 K
Weight	1.4 kg	Lumen	max 800 lm, lowest level 500 lm
Thickness	9 mm	CRI	97
Power Use	16-10 W / Qi 25 W	Qi Operating Mode	Qi 1.0 standard compatible
Voltage	100-240 V 50/60 Hz		
Output	18-24V	Package Size	680 x 680 x 220 mm
Cord Length	1.8 m	Package Weight	3.5 kg
Suitable	EURO, UK, USA/Japan		
INDOOR USE ONLY		NON-USER REPLACEABLE LIGHT SOURCE	
		IP20  	

Collection

THE LED 28, 40, 60 IS DESIGNED TO COMPLIMENT AND ENHANCE THE MOST INNOVATIVE VISIONS OF ARCHITECTS AND INTERIOR DESIGNERS.

THE IDEA IS TO PROVIDE THE ULTIMATE VERSATILITY FOR DIFFERENT PURPOSES AND INTERIOR TYPES VIA A MINIMALISTIC, CUBICAL DESIGN LANGUAGE.

Led_{28, 40, 60}

TUNTO

Collection



Led₂₈

TUNTO

LED₂₈ **FIX**

1200 mm	26 W	
1000 mm	22 W	

Direct

Drivers / External

DALI, PUSH DIM	LCM40DA
CASAMBI DIM	LCM40BLE

The Led28 lights give an ideal, minimalistic yet powerful impression when installed in groups of two or more, either on walls or ceilings.

The lights are highly modular, available with various options of wood, length, and methods of installation, opening up endless possibilities for creative use.

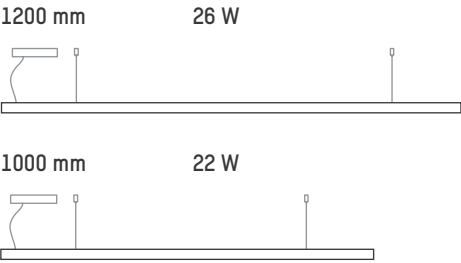
The FIX model gives a forward light, and can be easily and subtly attached to a wall or ceiling.

Collection

The PENDANT model is ideal for lighting various kinds of workspaces, from offices to shop interiors. A pair of Led28s can also be attached to each other for a straight and detailed appearance.

The pendant model is equipped with thin steel wires and a transparent power cable.

LED₂₈ PENDANT



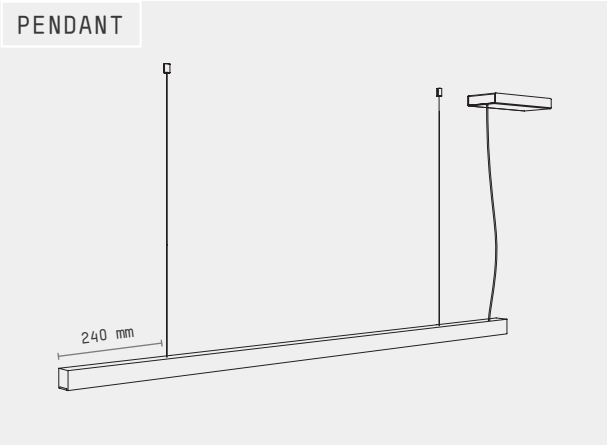
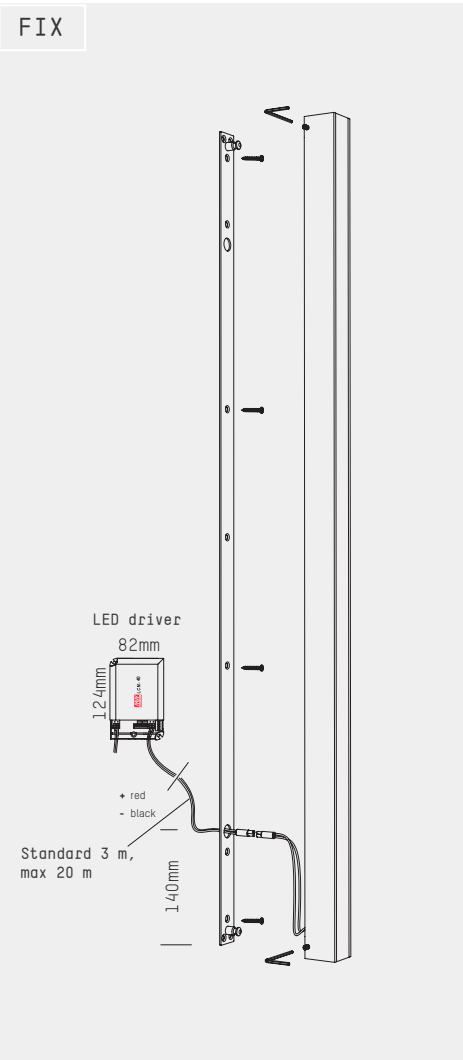
Direct 

Drivers / Power Box

DALI, PUSH DIM	LCM40DA
CASAMBI DIM	LCM40BLE

Led₂₈







Led28 FIX models assembly


Attach the steel holder to the wall or ceiling. Connect the power source cables to the light's connectors. Place and level the light on the steel holder and tighten screws.


TECHNICAL SPECIFICATIONS


Available colors and materials

Oak

Ash

Walnut

Black stained Oak

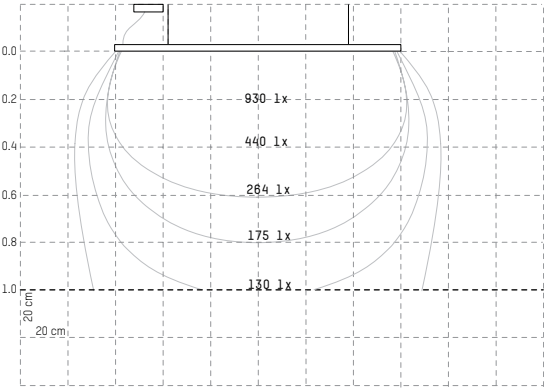
White stained Oak

Surface Finish

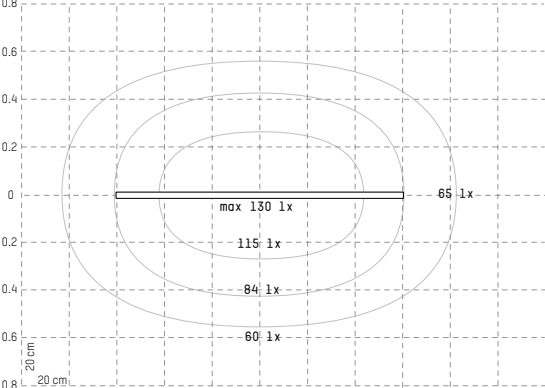
Ash: White Oil wax / Oak, Walnut: Oil wax

Black and White, Lacquer

Led₂₈ 1200 pendant lx



Led₂₈ 1200 pendant lx / measured 1.0 m on the table



Drivers / Power Box

700 mA	DALI, PUSH DIM	LCM40DA
	CASAMBI DIM	LCM40BLE

Rated Power Voltage Output	22-26 W 180-295V 50/60 Hz, 25-32V 700 mA	Kelvin Lumen	2700 K, 3000 K, 4000 K 1000 mm / 1100 lm 1200 mm / 1300 lm
Cord Length	Pendant, standard 2 m, transparent. FIX, standard 3 m, Max 20 m.	CRI	93
Power Box	White ceiling cup 220 x 100 x 35 mm RAL 9003 fine efekt	Package Size Package Weight	130 x 110 x 1060-1260 mm 2-2,3 kg

INDOOR USE ONLY

NON-USER REPLACEABLE LIGHT SOURCE

IP20

CE








Led₂₈

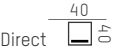


Led₄₀

TUNTO

LED₄₀ FIX

1600 mm	34 W	
1300 mm	28 W	
1000 mm	22 W	
700 mm	16 W	
400 mm	9 W	



Drivers / External

DALI , PUSH DIM	LCM40DA
CASAMBI DIM	LCM40BLE

The Led40 is a simple yet impressive interior light, optimized for efficient lighting needs of various spaces.

The FIX model can be used for lighting large interiors, either as a stand-alone light or as a pair.

The FIX model gives a forward or side-facing light, and can be easily and subtly attached to a wall or ceiling.

Collection


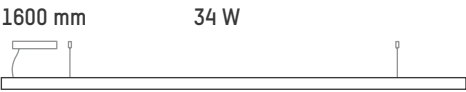


Led₄₀

TUNTO

Collection

LED₄₀ PENDANT



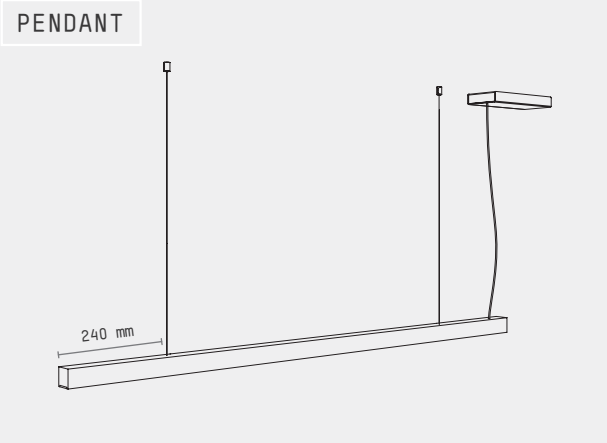
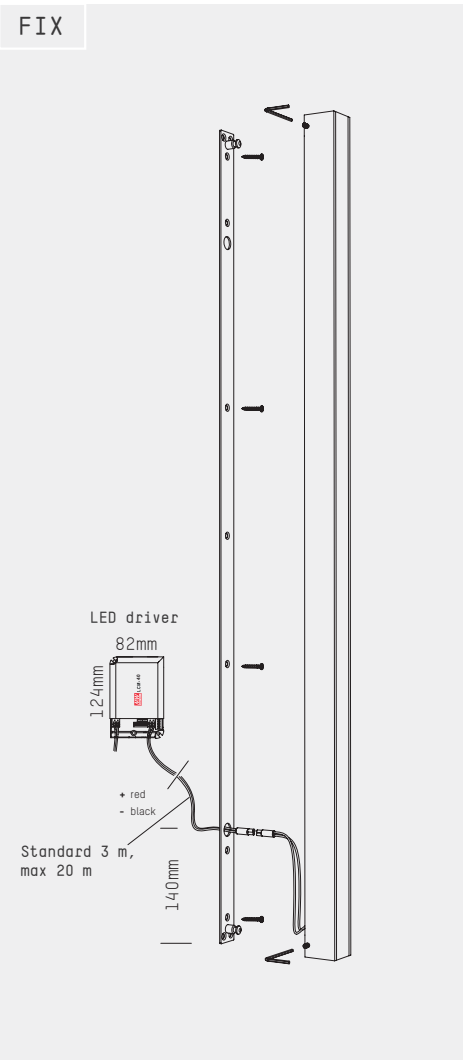
Direct 

Drivers / Power Box

DALI, PUSH DIM	LCM40DA
CASAMBI DIM	LCM40BLE

The PENDANT model is particularly expressive when suspended above a dining table or office desk.

A pair of Led40s can also be attached to each other for a straight and detailed appearance. The pendant model is equipped with thin steel wires and a transparent power cable.





Led40 FIX models assembly


Attach the steel holder to the wall or ceiling. Connect the power source cables to the light's connectors. Place and level the light on the steel holder and tighten screws.


TECHNICAL SPECIFICATIONS


Available colors and materials

Oak

Ash

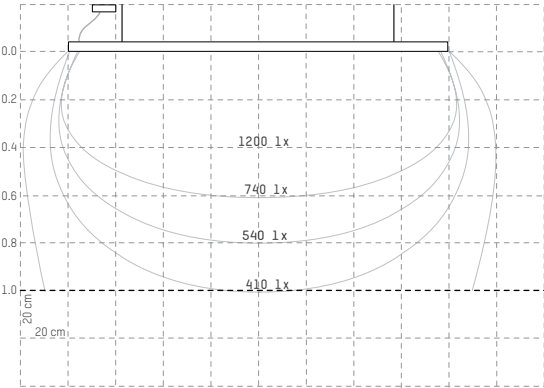
Walnut

Black stained Oak

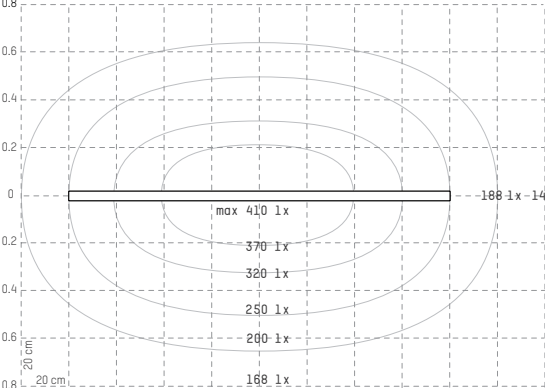
White stained Oak

Surface Finish Ash: White Oil wax / Oak, Walnut: Oil wax
Black and White, Lacquer

Led₄₀ 1600 mm pendant lx



Led₄₀ 1600 mm pendant lx / measured 1.0 m on the table



Drivers / Power Box

700 mA	DALI, PUSH DIM	LCM40DA
	CASAMBI DIM	LCM40BLE

Rated Power Voltage Output	9-34 W 220-240V 50/60 Hz, 9-42V 700 mA	Kelvin Lumen	2700 K, 3000 K, 4000 K 400 mm / 400 lm, 700 mm / 750 lm 1000 mm / 1100 lm, 1300 mm / 1630 lm 1600 mm / 1800 lm
Cord Length	Pendant, standard 2 m, transparent. FIX, standard 3 m, Max 20 m.	CRI	93
Power Box	White ceiling cup 220 x 100 x 35 mm RAL 9003 fine efekt	Package Size Package Weight	130 x 110 x 460-1660 mm 1,3-2,9 kg

INDOOR USE ONLY NON-USER REPLACEABLE LIGHT SOURCE IP20

Led₄₀

CUSTOMIZE YOUR LED40 SERIES WITH US.
WE CAN DESIGN AND PRODUCE CUSTOMIZED
OPTIONS OF THE SERIES, TAILOR-MADE FOR
SPECIFIC NEEDS. WE OFFER ENDLESS
POSSIBILITIES FOR DESIGNERS,
ARCHITECTS AND ANYONE WITH A
PERSONAL VISION FOR EXCEPTIONAL
LIGHTING.



Led
40 MODULAR



LED 40 MODULAR PENDANT

It is also possible to mix, match, and design your own Led40 Modular Pendant combinations with various lengths and light directions.

The interfaces of the combinations are seamless and equipped with a minimal amount of wires and cables for a finished and clean-cut impression.

Led40 MODULAR

TUNTO

TECHNICAL SPECIFICATIONS

Available colors and materials

Oak

Ash

Walnut

Black stained Oak

White stained Oak

Surface Finish

Ash: White Oil wax / Oak, Walnut: Oil wax
Black and White, Lacquer

CROSS

22 W
1100 lm

SHAPE 4

28 W
1450 lm

SHAPE T

22 W
1100 lm

SHAPE L

22 W
1100 lm

Drivers / Power Box

700 mA	DALI, PUSH DIM	LCM40DA
	CASAMBI DIM	LCM40BLE





Rated Power	22-28 W	Kelvin	2700 K, 3000 K, 4000 K
Voltage	220-240V 50/60 Hz,	Lumen	1100-1450 lm
Output	25-42V 700 mA	CRI	93
Cord Length	Pendant, standard 2 m, transparent. Max 20 m.	Package Size	130 x 110 x 1220-1660 mm, cross, 450 X 450 X 450mm
Power Box	White ceiling cup 220 x 100 x 35 m, cross 180 x 40mm RAL 9003 fine efekt	Package Weight	2,2-3 kg, cross 3,8 kg

INDOOR USE ONLY	NON-USER REPLACEABLE LIGHT SOURCE	IP20	CE	
-----------------	-----------------------------------	------	----	--

Collection



LED₆₀ FIX

700 mm	28 W		Built-in / Casambi DIM, PUSH DIM
700 mm	28 W		External
400 mm	16 W		Built-in / Casambi DIM, PUSH DIM
400 mm	16 W		External



Drivers / Built-in

CASAMBI DIM, PUSH DIM	CASBI
-----------------------	-------

Drivers / External

DALI, PUSH DIM	LCM40DA
CASAMBI DIM	LCM40BLE

The Led60 is ideal for efficient and sophisticated lighting needs of a small space. It is perfect for walls, ceilings or table areas.

The Led60 is twice as powerful as the Led40. The FIX model gives a forward or side-facing light, and can be easily and subtly attached to a wall or ceiling.



Led₆₀

TUNTO

LED₆₀ PENDANT

2400 mm	2 X 54 W	
2000 mm	2 X 44 W	
1600 mm	2 X 34 W	
1300 mm	53 W	
1000 mm	40 W	
700 mm	28 W	
		Direct

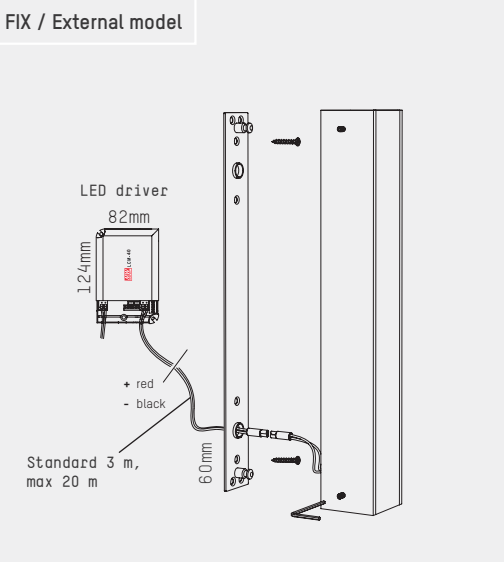
Drivers / External

DALI, PUSH DIM	LCM60DA
CASAMBI DIM	LCM60BLE

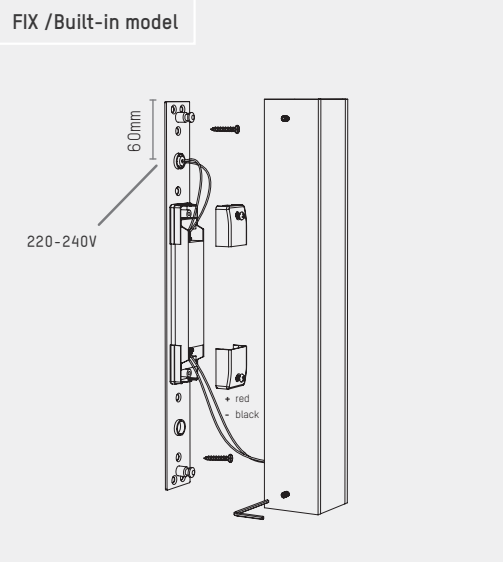
When used in groups of two, Led60 lights fulfill the lighting needs of even the most demanding interior spaces.

Collection

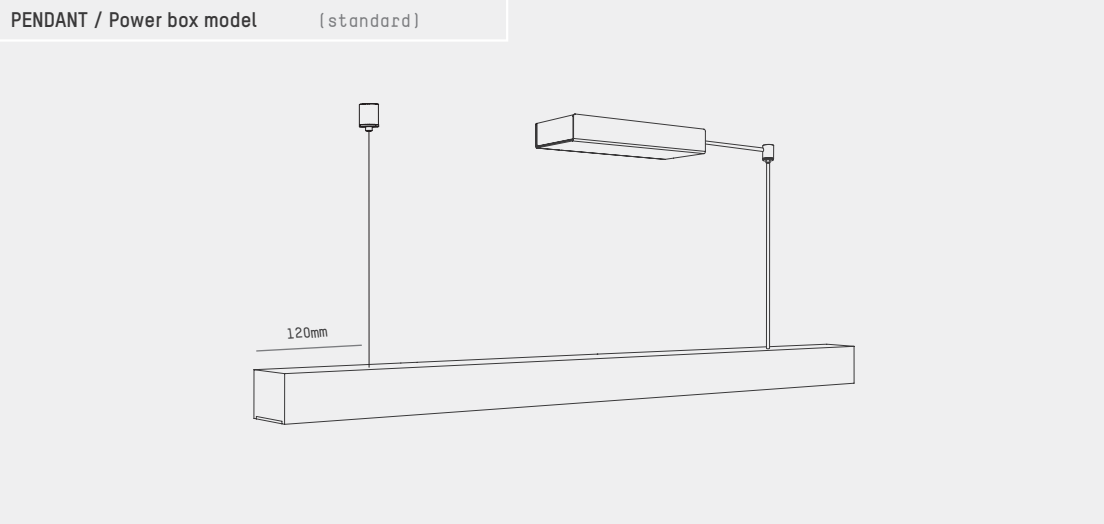
FIX / External model



FIX / Built-in model



PENDANT / Power box model (standard)



Led₆₀

TUNTO

TECHNICAL SPECIFICATIONS

Available colors and materials

Oak

Ash

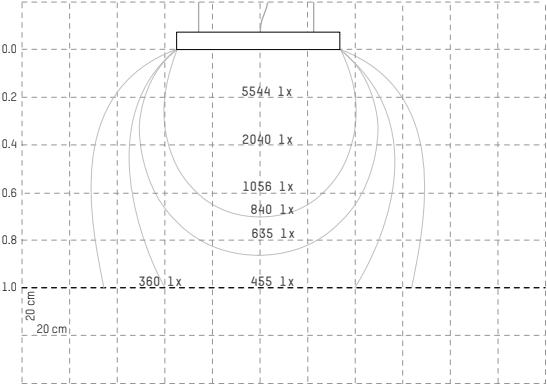
Walnut

Black stained Oak

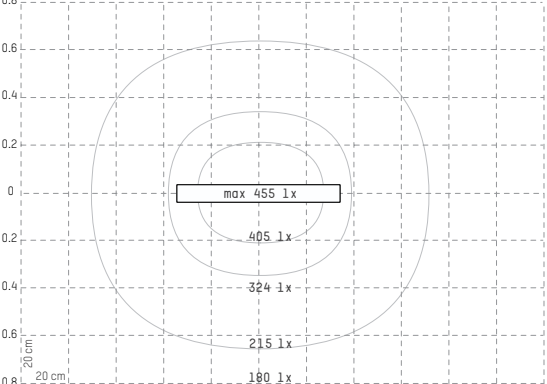
White stained Oak

Surface Finish Ash: White Oil wax / Oak, Walnut: Oil wax
Black and White, Lacquer

Led₆₀ 700 mm pendant lx



Led₆₀ 700 mm pendant lx / measured 1.0 m on the table



Drivers / Power Box

700 mA	DALI, PUSH DIM	LCM40/60DA
	CASAMBI DIM	LCM40/60BLE

Drivers / Built-in

700 mA	CASAMBI DIM, PUSH DIM	CASBI
--------	-----------------------	-------







Rated Power Voltage Output	16-53 W, 2x 45-55 W 180-295V 50/60 Hz, 18-68V 700 mA	Kelvin Lumen	2700 K, 3000 K, 4000 K 400 mm / 1060 lm, 700 mm / 2000 lm, 1000mm / 2870 lm, 1300 / 3670 lm, 1600mm / 4670lm, 2000mm / 6000 lm, 2400mm / 7300 lm
	Cord Length		93
Power Box	Pendant, standard 2 m, transparent. FIX, standard 3 m, Max 20 m. White ceiling cup 220 x 110 x 35 mm or 430 x 110 x 35 mm, RAL 9003 fine efekt	Package Size Package Weight	130 x 110 x 600-2450 mm 3,5-14,5 kg

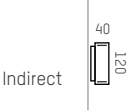
Collection



TUNTO

LED₁₂₀ FIX

700 mm	28 W		Built-in / Casambi DIM, PUSH DIM
700 mm	28 W		External
400 mm	16 W		Built-in / Casambi DIM, PUSH DIM
400 mm	16 W		External
200 mm	6 W		Built-in / non-dimmable
200 mm	6 W		External



Drivers / Built-in

Non-dimmable (200 mm size)	RACD06
CASAMBI DIM, PUSH DIM	CASBI

Drivers / External

DALI, PUSH DIM	LCM40DA
CASAMBI DIM	LCM40BLE

Led120 Fix is a sophisticated wall light that provides atmospheric indirect lighting for a wide variety of purposes. Similar to the Pendant model, the Fix model's light is directed both upwards and downwards. The Casambi light control system adds versatility for using the light creatively.

Available in oak, ash or walnut and in black and white.

Collection



Led₁₂₀

TUNTO

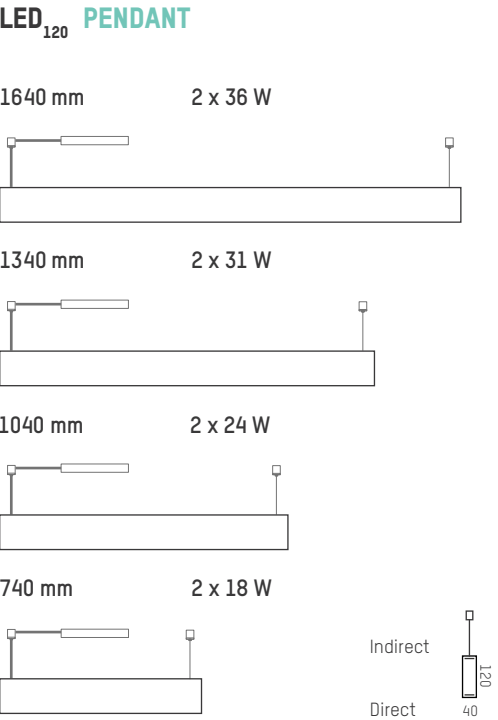
Collection



Led₁₂₀

TUNTO

Collection



Drivers / External

DALI , PUSH DIM	LCM40DA
CASAMBI DIM	LCM40BLE

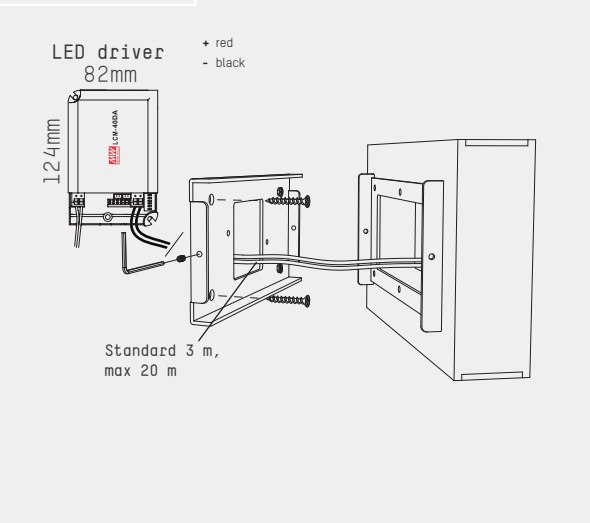
Drivers / External, Tunable white

DALI , PUSH DIM	HLC45
CASAMBI DIM	TRILC

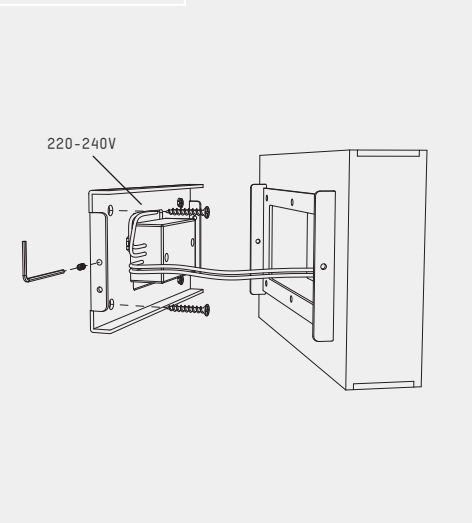
Led120 Pendant is an elegant and versatile light that suits spaces which benefit from both direct and indirect lighting. The light is directed upwards and downwards, creating a stylish, eye-catching atmosphere. Both light directions can be controlled separately. The ceiling casing has room for two power sources. The optional Casambi light control system adds versatility for using the light creatively.

Available in oak, ash or walnut and in black and white.

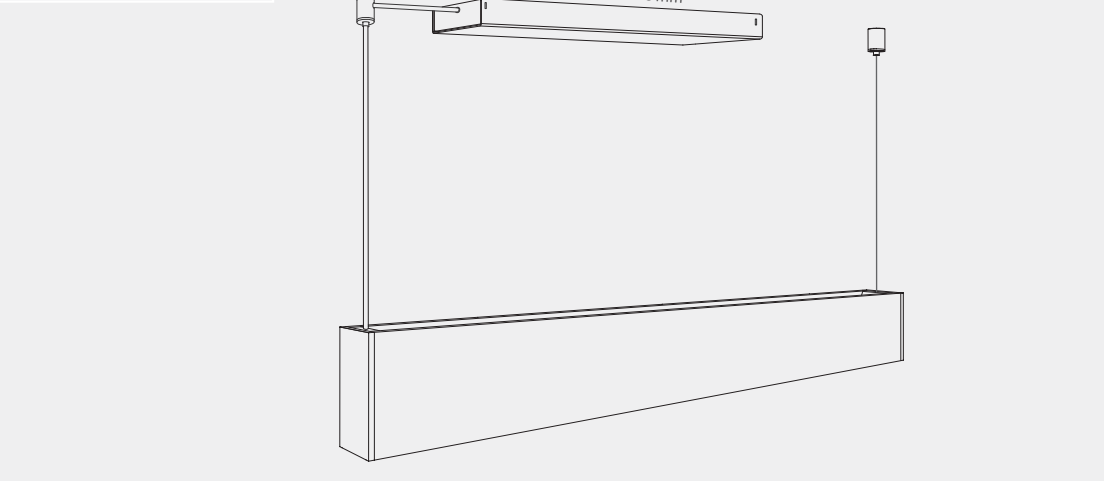
FIX / External model



FIX / Built-in model



PENDANT / Power box model



Led₁₂₀

TUNTO

TECHNICAL SPECIFICATIONS

Available colors and materials

Oak

Ash

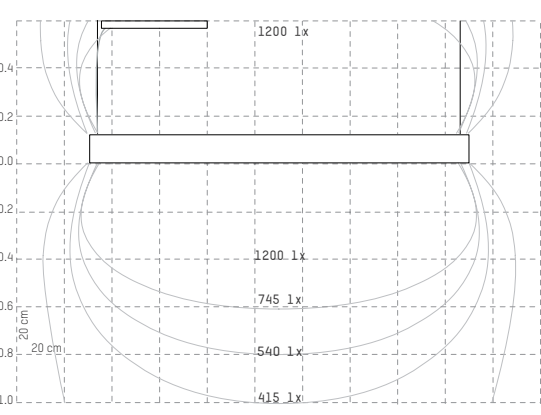
Walnut

Black stained Oak

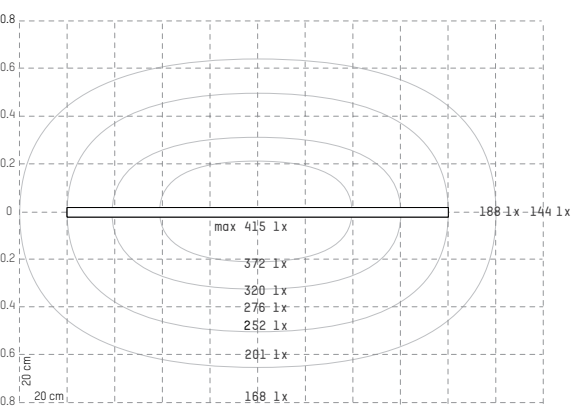
White stained Oak

Surface Finish Ash: White Oil wax / Oak, Walnut: Oil wax
Black and White, Lacquer

Led₁₂₀ 1600 mm pendant lx



Led₁₂₀ 1600 mm pendant lx / measured 1.0 m on the table



Drivers / External			Drivers / Built-in		
700 mA	DALI, PUSH DIM	LCM40DA	500 mA	Non-dimmable (200mm size)	RACD06
	CASAMBI DIM	LCM40BLE	700 mA	CASAMBI DIM, PUSH DIM	CASBI

Drivers / External, Tunable white

700 mA	DALI, PUSH DIM	HLC45
	CASAMBI DIM	TRILC

Rated Power Voltage Output	Fix 6-31 W, pendant 2 x 18-36 W 180-295V 50/60 Hz, fix 6-34V, pendant 2 x 20-46V, 700 mA	Kelvin	2700 K, 3000 K,4000 K Tunable white 2700-6500 K
		Lumen	200mm / 300 lm,400 mm / 800 lm, 700 mm / 1500 lm, 1040m / 2200 lm, 1340mm / 3260 lm, 1640mm / 3600 lm
Cord Length	Pendant, standard 2 m, transparent. FIX, standard 3m, Max 20m.	CRI, UGR	93, UGR<19
Power Box	White ceiling cup 430 x 110 x 35 mm RAL 9003 fine efekt	Package Size Package Weight	120 x 110-200 x 300-1700 mm 3,5-8 kg

INDOOR USE ONLY	NON-USER REPLACEABLE LIGHT SOURCE	IP20	CE	□
-----------------	-----------------------------------	------	----	---

Collection

SQUARE PENDANT IS A OFFICE LIGHT
THAT CATERS TO THE DEMANDING NEEDS
OF A MODERN HUMAN CENTRIC
WORKPLACE LIGHTING.

Square

TUNTO

Collection

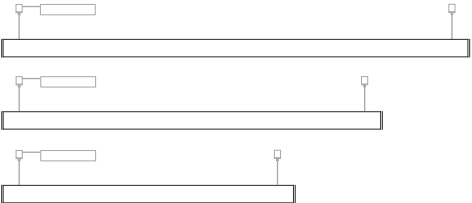


Square

TUNTO

SQUARE PENDANT

1640 mm	36 W
1340 mm	31 W
1040 mm	24 W

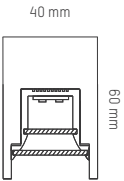


Drivers / External

DALI, PUSH DIM	LCM40DA
CASAMBI DIM	LCM40BLE

Drivers / External, Tunable white

DALI, PUSH DIM	HLC45
CASAMBI DIM	TRILC



The advanced micro prism opal diffuser gives a remarkably low glare, resulting in a pleasant but efficient light.



Collection





Square


TUNTO

TECHNICAL SPECIFICATIONS


Available colors and materials



Oak



Walnut


Black stained Oak

End cap color


Oak

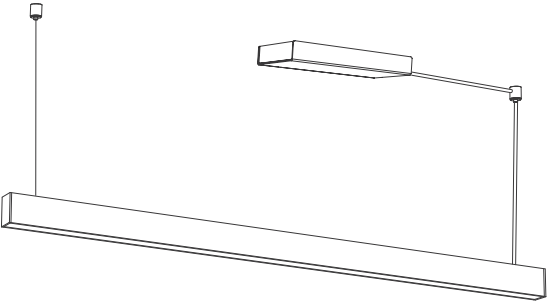
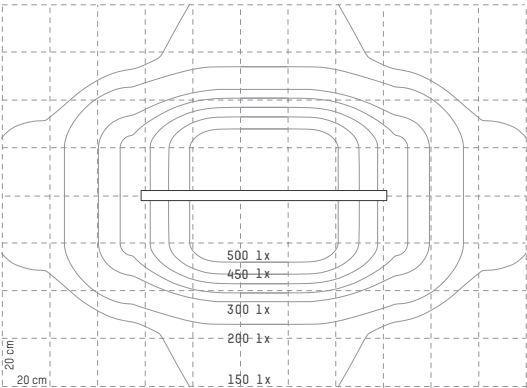

Walnut


Black stained Oak

Surface Finish

Oak, Walnut: Oil wax,
Black Lacquer

Curve 1040 mm pendant lx / measured 1.0 m on the table




Drivers / External

500 mA	DALI, PUSH DIM	LCM40DA
	CASAMBI DIM	LCM40BLE

Drivers / External, Tunable white

500 mA	DALI, PUSH DIM	HLC45
	CASAMBI DIM	TRILC

Rated Power Voltage Output	24-36 W 220-240V 50/60 Hz, 20-46V 350-900 mA, {standard 500mA}	Kelvin	2700 K, 3000 K, 4000 K 2700-6500K tunable white
	Cord Length	Lumen	1040 lm / 1300 lm 1340 lm / 1660 lm, 1640 lm / 1950 lm
Power Box		CRI, UGR	93, UGR<19
		Package Size Package Weight	100 x 115 x 1080-1680 mm 1,5-3 kg

INDOOR USE ONLY	NON-USER REPLACEABLE LIGHT SOURCE	IP20	CE	
-----------------	-----------------------------------	------	----	---

Collection



CURVE IS A STATE-OF-THE-ART OFFICE LIGHT THAT CATERS TO THE DEMANDING NEEDS OF A MODERN WORKSPACE. WE AIMED FOR A SOFT IMPRESSION WITH THE MATERIALS AND THE DESIGN.

—

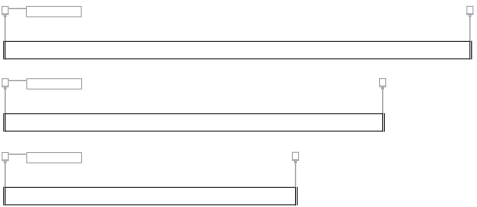
Curve



TUNTO

CURVE PENDANT

1640 mm	36 W
1340 mm	31 W
1040 mm	24 W

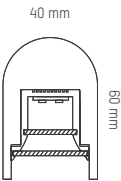


Drivers / External

DALI, PUSH DIM	LCM40DA
CASAMBI DIM	LCM40BLE

Drivers / External, Tunable white

DALI, PUSH DIM	HLC45
CASAMBI DIM	TRILC



The advanced micro prism opal diffuser gives a remarkably low glare, resulting in a pleasant but efficient light.

The lamps's end are made of steel in painted black or 24K coated gold. The twin cables allow for a easy installation.

Collection




Curve

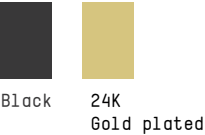
TUNTO

TECHNICAL SPECIFICATIONS

Available colors
and materials

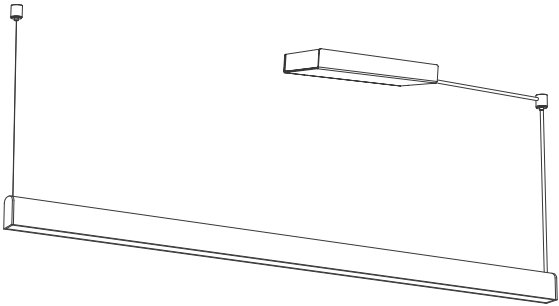
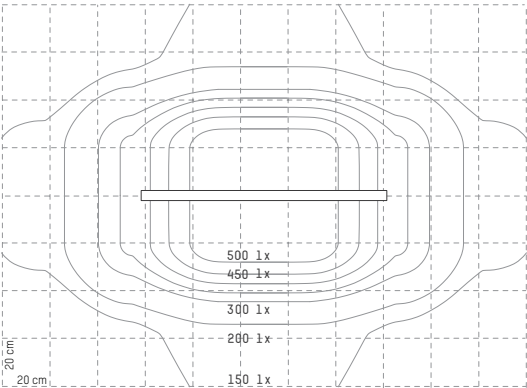


End cap color



Surface Finish Oak, Walnut: Oil wax,
Black Lacquer

Curve 1040 mm pendant lx / measured 1.0 m on the table



Drivers / External

500 mA	DALI, PUSH DIM	LCM40DA
	CASAMBI DIM	LCM40BLE

Drivers / External, Tunable white

500 mA	DALI, PUSH DIM	HLC45
	CASAMBI DIM	TRILC

Rated Power Voltage Output	24-36 W 220-240V 50/60 Hz, 20-46V 350-900 mA, [standard 500mA]	Kelvin	2700 K, 3000 K, 4000 K 2700-6500K tunable white
		Lumen	1040 mm / 1300 lm 1340 mm / 1660 lm, 1640 mm / 1950 lm
Cord Length	Standard 3 m,Transparent 5 mm, 6 mm with Tunable white.	CRI, UGR	93, UGR<19
Power Box	Ceiling cup 220 x 110 x 35 mm White RAL 9003 fine efekt	Package Size Package Weight	100 x 115 x 1080-1680 mm 1,5-3 kg

INDOOR USE ONLY	NON-USERS REPLACEABLE LIGHT SOURCE	IP20	CE	
-----------------	------------------------------------	------	----	--

Collection


THE SMOOTH AND ELEGANTLY
CURVED SWAN SERIES REVEALS THE
ULTIMATE PROOF OF TUNTO'S VISION
AND EXPERTISE. HERE, WOOD AND
SEAMLESSLY INTEGRATED LENSES
ARE COMBINED IMPECCABLY FOR
THE PERFECT FINISH.



Swan collection

TUNTO

Collection



Swan pendant

TUNTO

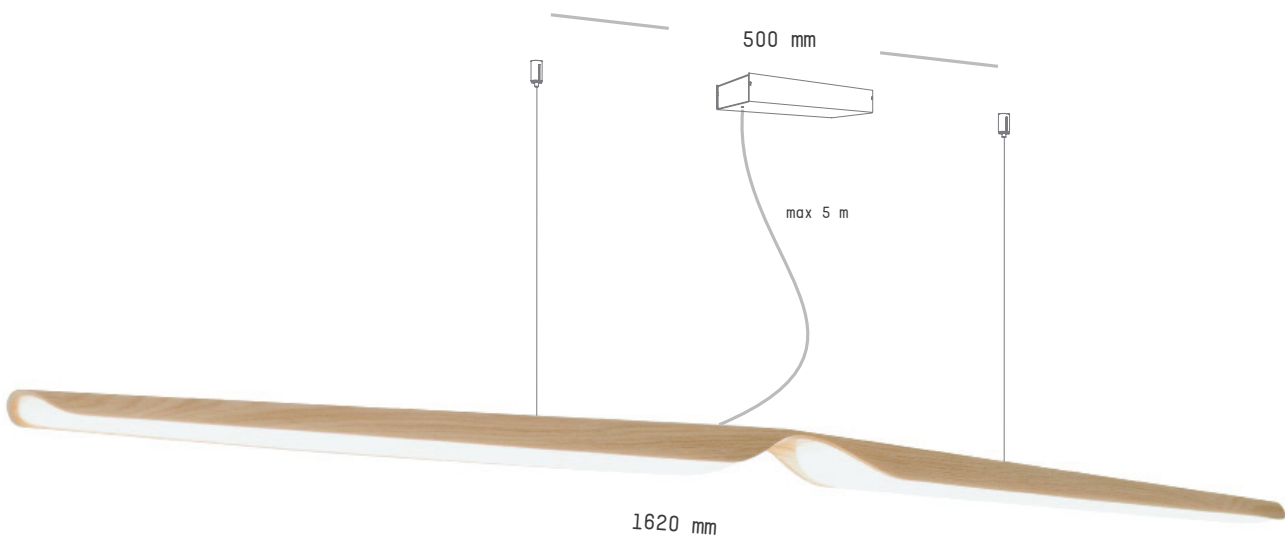


Swan pendant walnut in the picture.

STRIKINGLY SMOOTH

The Swan Pendant is a spectacularly elegant choice for interiors with even the most demanding requirements for an impressive appearance.

Collection



TECHNICAL SPECIFICATIONS

Available colors and materials


Oak

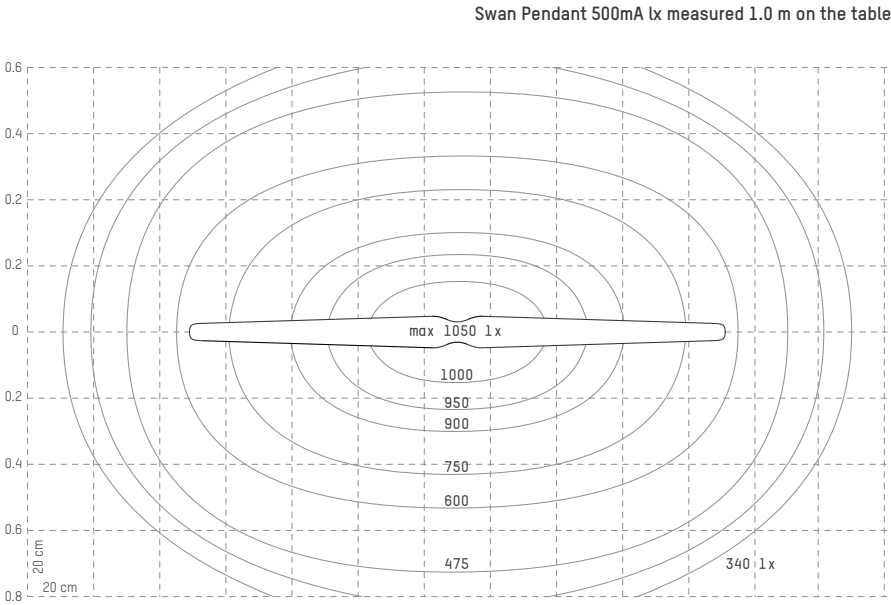

Walnut


Black stained Oak


White stained Oak

Surface Finish

Lacquer



Drivers / Power Box

350 / 500 mA	DALI, PUSH DIM	LCM40DA
	CASAMBI DIM	LCM40BLE

Drivers / Power Box

600 mA	DALI, PUSH DIM	LCM60DA
	CASAMBI DIM	LCM60BLE

Rated Power Voltage Output	25-43 W 180-295V 50/60 Hz, 350, 500, 600 mA	Kelvin Lumen	2700 K, 3000 K 350 mA, 25 W / 2814 lm 500 mA, 36 W / 3951 lm 600 mA, 43 W / 4616 lm
			93
Cord Length	Standard 2 m, on request max 5 m, transparent	CRI	
Power Box	White ceiling cup 220x100x35mm RAL 9003 fine efekt	Package Size	130 x 110 x 1660 mm
		Package Weight	3,5 kg

INDOOR USE ONLY

NON-USER REPLACEABLE LIGHT SOURCE

IP20

CE




Swan pendant

ELEGANCE IN THE AIR

The Swan Wing Pendant complements the elegant Swan family with a graceful lining. The Wing provides a completely new way of combining the lights.

Swan wing





TECHNICAL SPECIFICATIONS

Available colors and materials

Oak

Walnut

Black stained Oak

White stained Oak

Cover plate colors and materials

Oak

Walnut

Black

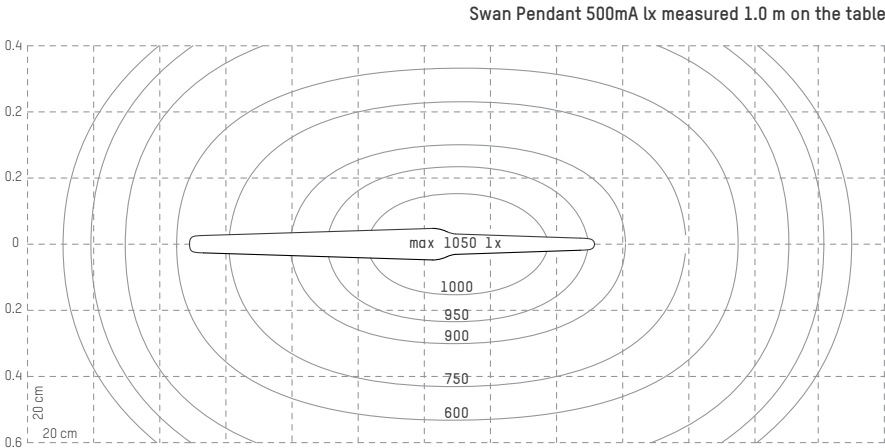
White

Green

Red

Surface Finish

Lacquer



Drivers / Power Box

350 / 500 mA, 600mA	DALI, PUSH DIM	LCM40DA
	CASAMBI DIM	LCM40BLE

Rated Power Voltage Output	15-25 W 180-295V 50/60 Hz, 350, 500, 600 mA	Kelvin Lumen	2700 K, 3000 K, 350 mA, 15 W / 1400 lm 500 mA, 21 W / 1975 lm 600 mA, 25 W / 2310 lm
	Cord Length		Standard 2 m, on request max 5 m, transparent
Power Box	White ceiling cup 220x100x35mm or round cup 40x180mm. RAL 9003 fine efekt	Package Size Package Weight	130 x 110 x 1245 mm 2,5 kg
INDOOR USE ONLY			
NON-USER REPLACEABLE LIGHT SOURCE			
IP20			
CE			
			

ELEGANCE ON THE FLOOR

The Swan Floor is noble and slender at the same time, suiting various kinds of interiors and environments.

The stepless touch-sensitive switch is stylishly hidden in the body of the lamp.

Swan floor





Swan floor

TUNTO

TECHNICAL SPECIFICATIONS

Available colors
and materials

Oak

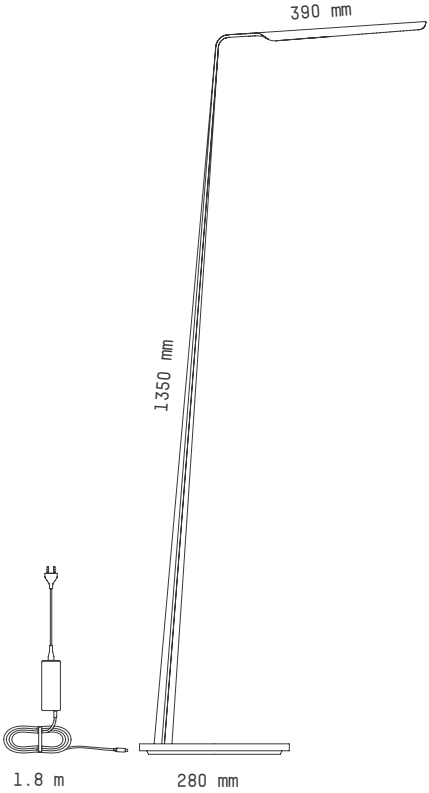
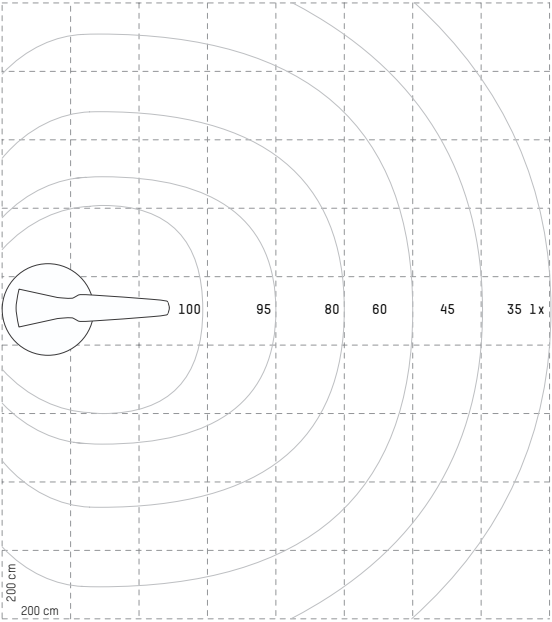
Walnut

Black
stained
Oak

White
stained
Oak

Surface Finish Lacquer

Swan floor lx



Power Use	14-7,5 W	Kelvin	2700 K, 3000 K
Voltage	100-240V 50/60 Hz	Lumen	max 1090 lm, lowest level 660 lm
Output	18-24V	CRI	93
Cord Length	1,8 m	Package Size	1450 x 500 x 340 mm
Suitable	EURO, UK, USA/Japan	Package Weight	7 kg

INDOOR USE ONLY

NON-USER REPLACEABLE LIGHT SOURCE

IP20

CE

Collection

TASTEFUL CURVES ON THE TABLE

The Swan Table light combines functionality with a smooth and curvy appearance. It is perfect for tables in any interior where elegant lighting is required.

Swan table







Swan table


TUNTO


TECHNICAL SPECIFICATIONS

Available colors and materials

Oak

Walnut

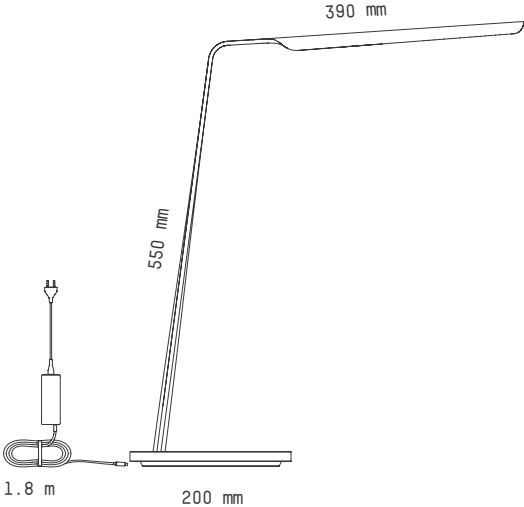
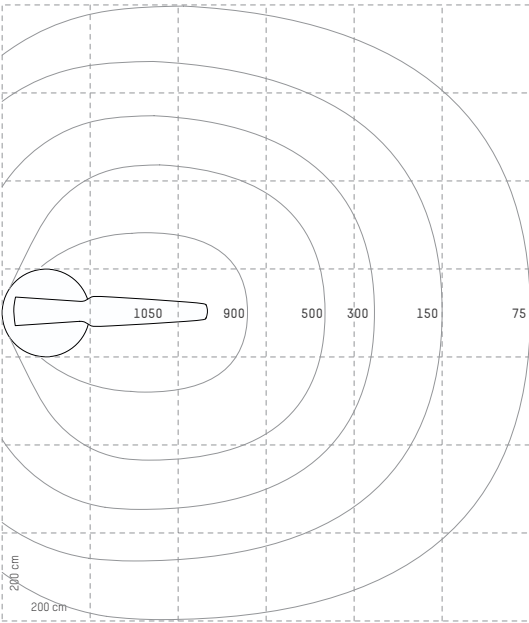
Black stained oak

White stained oak

Surface Finish

Lacquer

Swan table lx



Power Use	14-7,5 W, with Qi 20W	Kelvin	2700 K, 3000 K
Voltage	100-240V 50/60 Hz	Lumen	max 1090 lm, lowest level 660 lm
Output	18-24V	CRI	93 Typ
Cord Length	1,8 m	Package Size	590 x 570 x 220 mm
Suitable	EURO, UK, USA/Japan	Package Weight	3 kg
Qi Operating Mode	Qi 1.0 standard compatible		
INDOOR USE ONLY		NON-USER REPLACEABLE LIGHT SOURCE	
		IP20 CE 	

Collection

A SWAN ON THE WALL

The Swan Wall light completes the Swan series with its graceful appearance. It can be used as stand-alone or a group of lights on various kinds of walls and corridors.

Swan wall



Swan wall

TUNTO

TECHNICAL SPECIFICATIONS

Available colors
and materials



Oak



Walnut



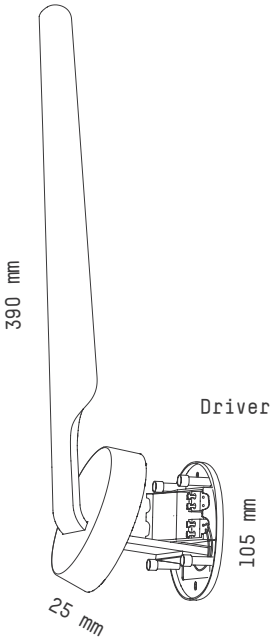
Black
stained
Oak



White
stained
Oak

Surface Finish

Lacquer



BUILT-IN MODEL

Rated Power Voltage Output	6 W	Kelvin Lumen CRI	2700 K, 3000 K
	90-264V 50/60 Hz		600 lm
Drivers	15V 500 mA	Package Size Package Weight	93
	Non-dimmable Driver size 58 x 35 x 21mm		500 x 125 x 120 mm 1 kg
INDOOR USE ONLY		NON-USER REPLACEABLE LIGHT SOURCE	
		IP20	
		CE	

Collection

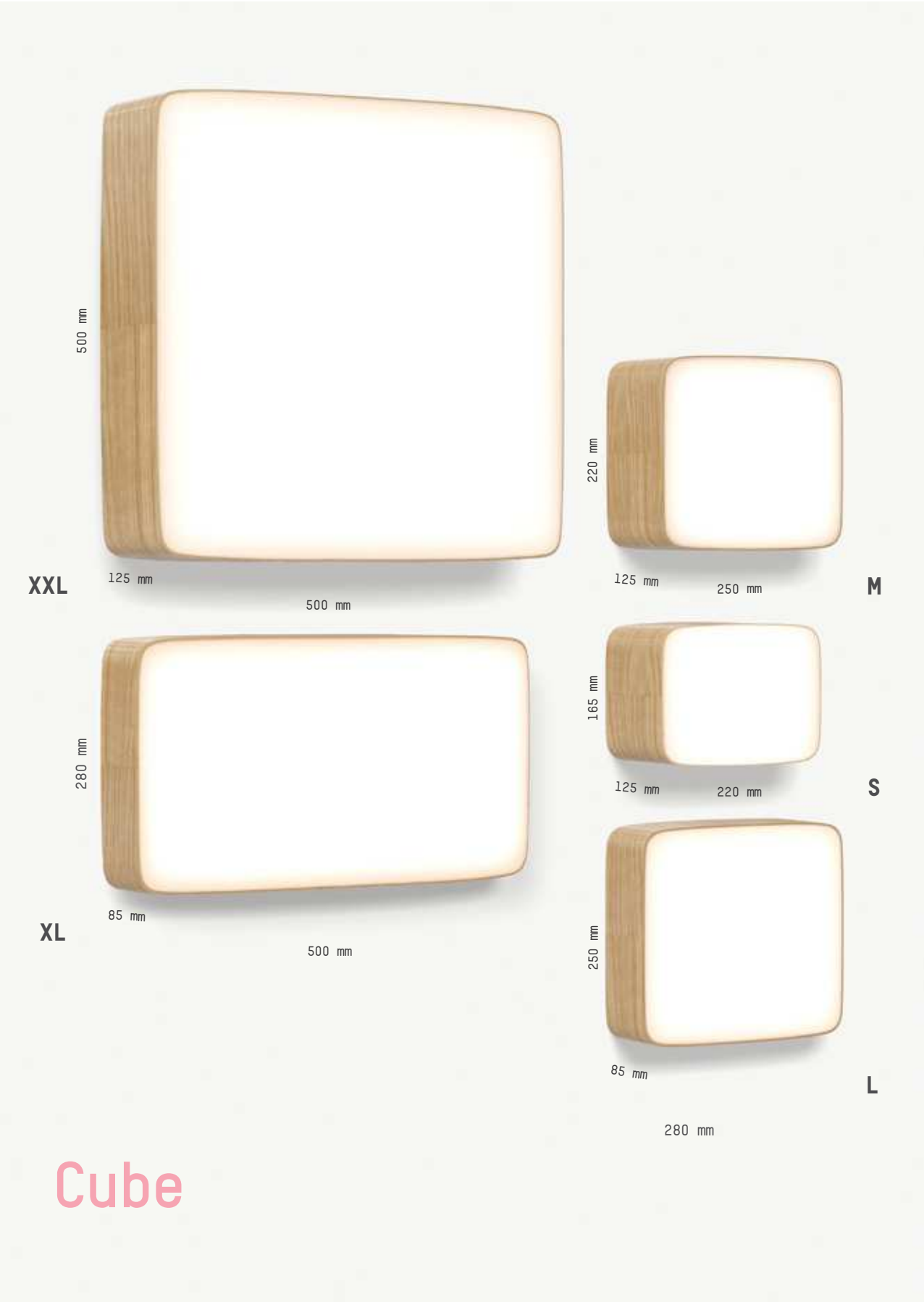
THE CUBE LIGHTS UP AN INTERIOR
WITH ITS SLEEK, ROUND DESIGN AND
WARM LIGHT.



Cube



Cube oak in the picture.



TECHNICAL SPECIFICATIONS

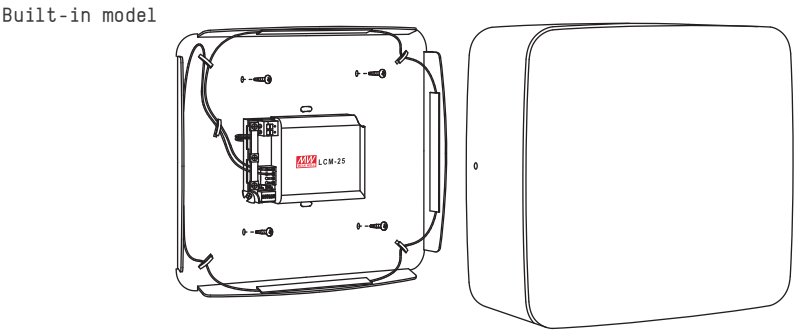
Available colors and materials

Oak

Walnut

Surface Finish

Oil Wax



Drivers

700 mA	DALI, PUSH DIM	LCM25/40DA
	CASAMBI DIM	LCM25/40BLE

Drivers / Tunable white

700 mA	DALI, PUSH DIM	HLC45	Kelvin	2700 K, 3000 K, 4000 K or Tunable white 2700-6500 K
	CASAMBI DIM	TRILC		
			CRI	93
Rated Power	S:11 W, M:16 W, L:20 W XL:28 W, XXL:37 W		Package Size	S, M, L: 330 x 330 x 180 mm XL/ XXL: 590 x 570 x 220 mm
			Package Weight	S: 1,25 kg, M: 1,45 kg, L: 1,65 kg XL:2,2 kg, XXL:3,5 kg
Voltage Output	180-277V 50/60 Hz S: 12V, M: 18V, L: 24V, XL: 36V, XXL: 47V / 700 mA			

INDOOR USE ONLY

NON-USER REPLACEABLE LIGHT SOURCE

IP20

CE



THE BUTTERFLY REPRESENTS THE LATEST IN TUNTO DESIGN AND TECHNOLOGY. ITS ADVANCED, ULTRA-THIN DESIGN – WITH STATE-OF-THE-ART OLED PANELS – EMITS A POWERFUL YET PLEASANT LIGHT.



Butterfly



Butterfly₂ oak in the picture.

Butterfly₂

TUNTO

The Butterfly lights are dimmable and extremely versatile, making them perfect for enhancing and uplifting any interior.

Collection



The Butterfly lights are optimal in their distinctive look and efficiency when used as a pair or a group.

Butterfly₃

TUNTO

TECHNICAL SPECIFICATIONS

Available colors
and materials

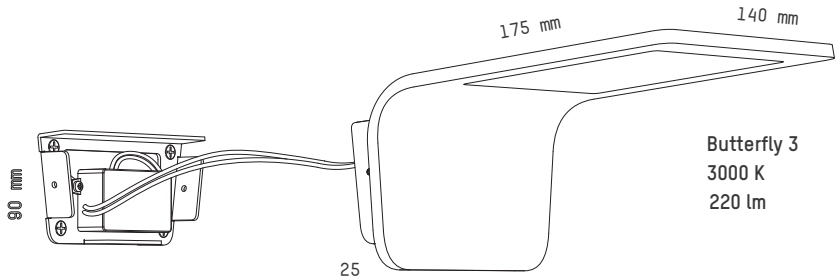
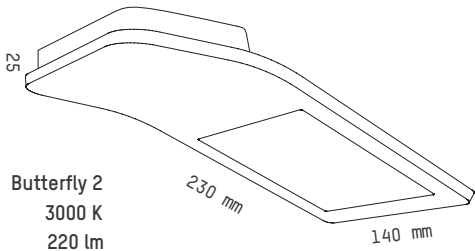


Oak



Walnut

Surface Finish: Oil Wax




Rated Power Voltage Output	6,8 W	Kelvin	3000 K
	100-240V	Lumen	220 lm
	19V 215 mA	CRI	90
Package Size		205 x 95 x 85 mm, 240 x 150 x 90 mm	
Package Weight		1 kg	

INDOOR USE ONLYNON-USER REPLACEABLE LIGHT SOURCEIP20CE

Collection

BALLON IS AN ALL-NEW, VERSATILE AND
ADJUSTABLE FAMILY OF A NEW, CREATIVELY
SHAPED ORGANIC DESIGN LANGUAGE, WITH
TASTEFUL TOUCHES OF WOOD IN THE TUNTO
FASHION.



Ballon wall 3



The elegant Ballon Wall 3 comes in two options – left-hand and right-hand.

Ballon wall 3


TUNTO

TECHNICAL SPECIFICATIONS

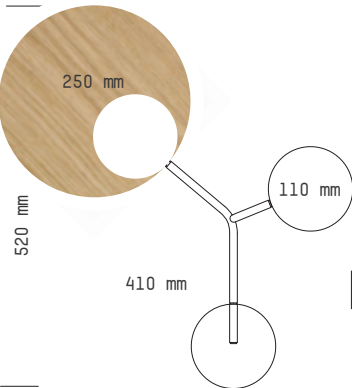
Frame and
110mm panel
colors



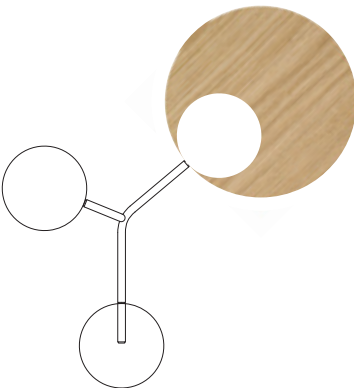
250mm panel
colors and
materials



Wood Surface Finish: Lacquer



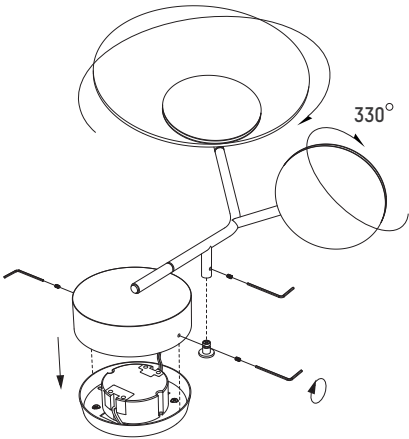
LEFT SIDE MODEL



RIGHT SIDE MODEL

110mm Mounting cup, same color as the frame.

Adjustable panels,
Panels rotate 330 degrees: Large 250 mm, Small 110 mm



Drivers / Built-in

350 mA	non dimmable	RECD06
--------	--------------	--------

Drivers / External

350 mA	DALI, PUSH DIM	LCM25DA
	CASAMBI DIM	LCM40BLE

Rated Power	8 W	Kelvin	2700 K, 3000 K
Voltage	100-240V 50/60 Hz,	Lumen	300 lm
Output	17,5 V 350 mA	CRI	97, R9=91
Cord Length	External driver cable length, Standard 3 m,	Package Size	560 x 490x 285 mm
Frame color	Black RAL 9005 fine efekt, White RAL 9003 fine efekt	Package Weight	3,5 kg

INDOOR USE ONLY

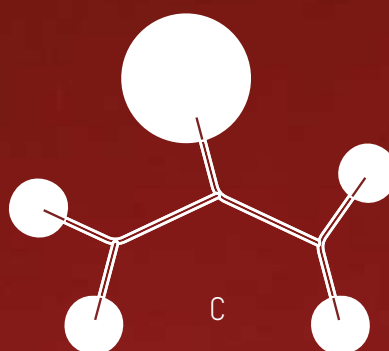
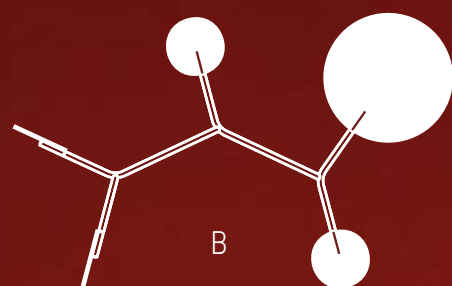
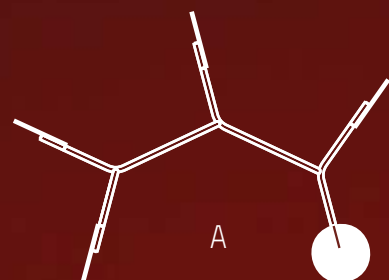
NON-USER REPLACEABLE LIGHT SOURCE

IP20

CE



Collection



The striking Ballon Wall 5 is available in three highly-adjustable options, catering for highly individual needs in lighting and aesthetics.

Ballon wall 5





Ballon wall 5


TUNTO

TECHNICAL SPECIFICATIONS

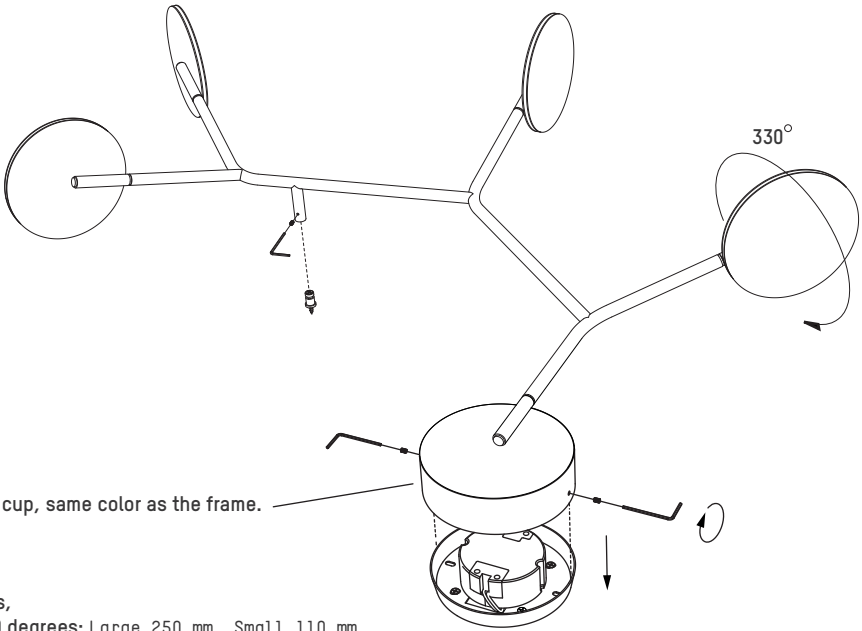
Frame and
110 mm panel
colors



250 mm panel
colors and
materials



Wood Surface Finish: Lacquer



Adjustable panels,
Panels rotate 330 degrees: Large 250 mm, Small 110 mm

Drivers / Built-in

500 mA	non dimmable	TRI LC
--------	--------------	--------

Drivers / External

500 mA	DALI, PUSH DIM	LCM25DA
	CASAMBI DIM	LCM40BLE

Rated Power	20 W	Kelvin	2700, 3000 K
Voltage	220-240V 50/60 Hz,	Lumen	800 lm
Output	36 V 500 mA	CRI	97, R9=91
Cord Length	External driver cable length, Standard 3 m,	Package Size	920 x 710 x 230 mm
Frame color	Black RAL 9005 fine efekt, White RAL 9003 fine efekt	Package Weight	7 kg

INDOOR USE ONLY	NON-USER REPLACEABLE LIGHT SOURCE	IP20	CE	
-----------------	-----------------------------------	------	----	--

Collection

THE BALLON PENDANT IS A TRULY UNIQUE
PENDANT LAMP, HAVING THE ABILITY TO
TRANSFORM ENDLESSLY ACCORDING TO
DIFFERENT ROOMS, SPACES AND
ATMOSPHERES.



Ballon pendant





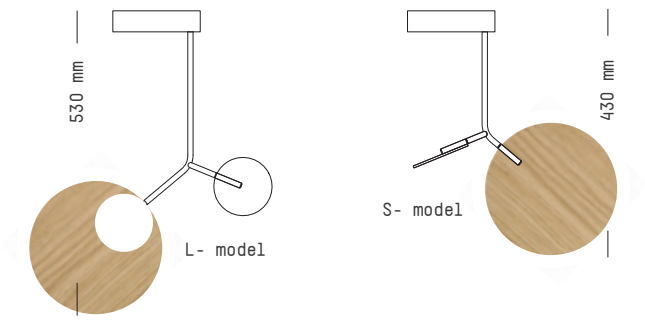
Ballon pendant special model L-model, 24k Gold frame, 110mm black panel, 250mm oak panel in the picture.

Ballon pendant

TUNTO

MODEL OPTION SPECIFICATIONS

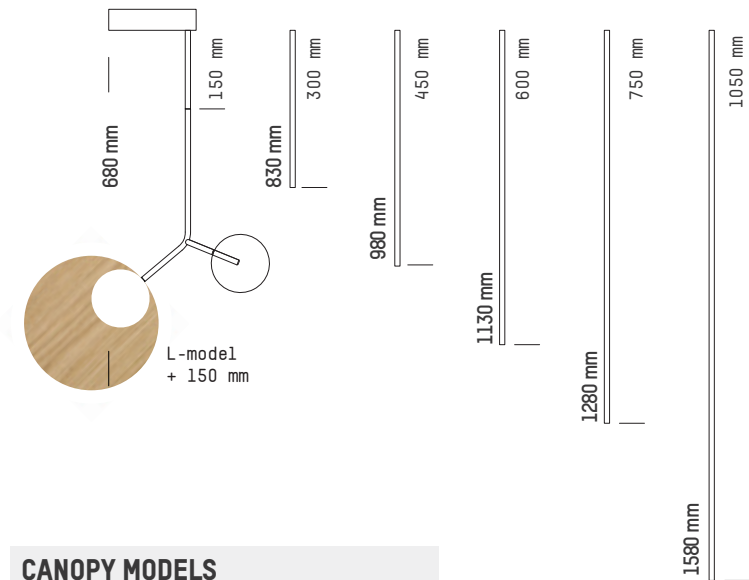
L-MODEL / S-MODEL



Adjustable panels: large 250 mm, small 110 mm

The Ballon Pendant comes in two options: the L-model and the S-model. The length of the frame can be adjusted with extension tube. The frame comes in black, white or 24K gold coating, and the canopy's material can be chosen accordingly.

EXTENSION TUBE



CANOPY MODELS

1-2 Unit Canopy

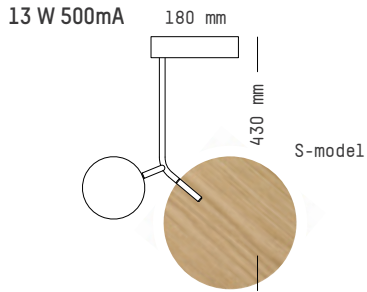


3 Units Canopy

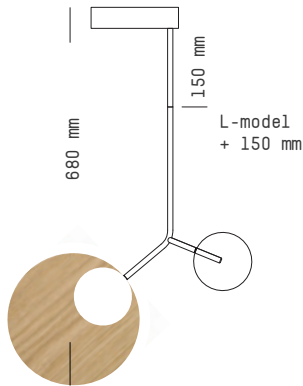
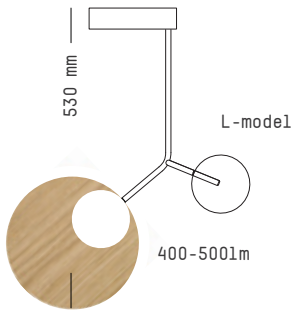


Collection

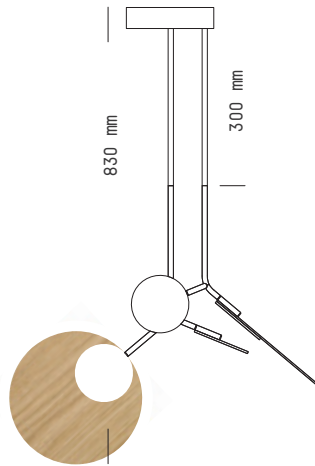
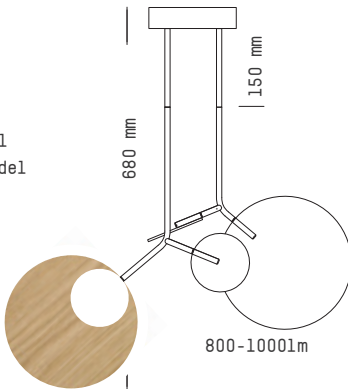
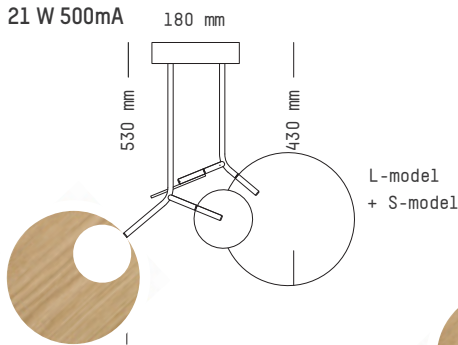
BALLON pendant 1 Unit



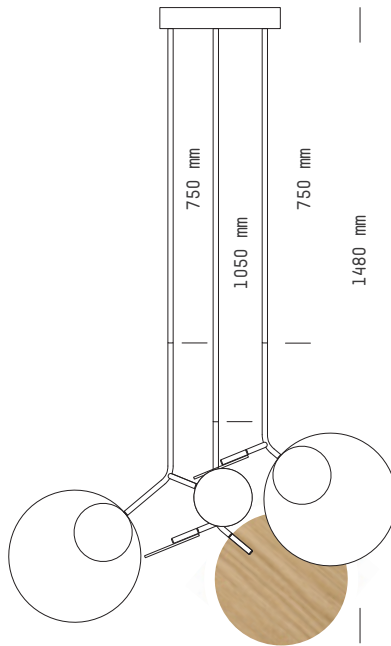
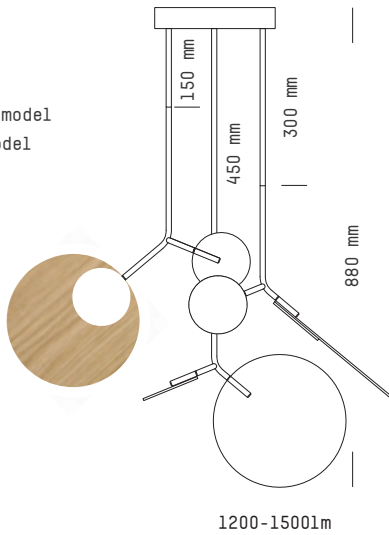
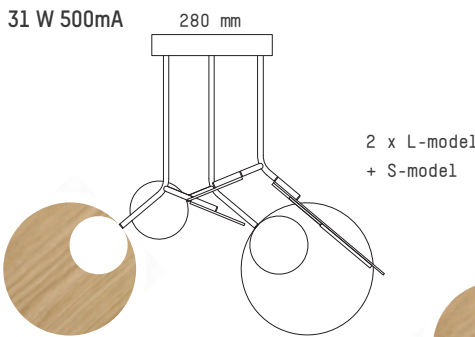
MODEL EXAMPLES



BALLON pendant 2 Unit



BALLON pendant 3 Unit



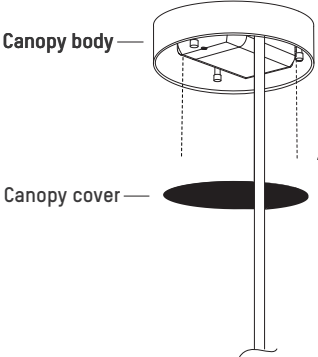
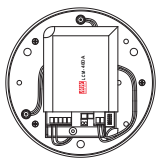
TECHNICAL SPECIFICATIONS

Frame

Available colors and materials

Canopy body and 110 mm panel color

Wood Surface Finish: Lacquer



Adjustable panels,
Panels rotate 330 degrees: Large 250 mm, Small 110 mm

Drivers /Built- in

500 , 600 , 700 mA	DALI, PUSH DIM	LCM-40DA
	CASAMBI DIM	LCM40BLE

Rated Power Voltage Output	13-44 W 180-295V 50/60 Hz, 18 - 57V 500mA (standard), 600, 700mA	Kelvin Lumen	2700 K, 3000 K 220 lm per panel, 500mA 320 lm per panel, 700mA
Canopy	1-2 unit 180mm x 40mm, 3 unit 280mm x 40mm	CRI	97, R9=87
Frame, Canopy color	White RAL 9003 fine efekt Black RAL 9005 fine efekt	Package Size Package Weight	900-1600 x 480 x 150 mm, U1 unit 5,5 kg

INDOOR USE ONLY NON-USER REPLACEABLE LIGHT SOURCE IP20 CE

Ballon pendant

TUNTO

Collection

**A LUMINAIRE THAT IS BOTH A
SCULPTURE AND A FLOWER.**

The Ballon series draws its design from the organic shapes and patterns of nature, with a sprinkle of inspiration from the sculptural arts.

The luminaires in the series combine various materials and the latest technology with a highly visual form language.

Ballon table

TUNTO



Collection

The Ballon Table was creatively influenced by the endlessly graceful and harmonious forms of plants and flowers. The light can be effortlessly operated with the Tunto EnOcean wireless switch that complements the style and grace of the luminaire.

Ballon table

TUNTO

Collection



The various parts of the luminaire are adjustable and customizable for creating a nearly unlimited variety of forms and moods.

Ballon table

The luminaire's parts are available in various colours and materials for a myriad of creative options. The rotating, adjustable wooden panels and the marble base bring a strong element of natural, organic elegance to the luminaire, and the prestigious 24K gold-plated metal frames add a touch of timeless luxury.

Ballon table



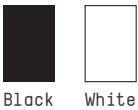
Ballon table, 24k Gold frame, 110mm black panel, 250mm black panel in the picture.

Ballon table


TUNTO

TECHNICAL SPECIFICATIONS

Base and 110mm panel colors




250mm panel colors and materials




Wood Surface Finish: Lacquer

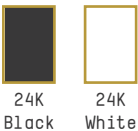
Frame



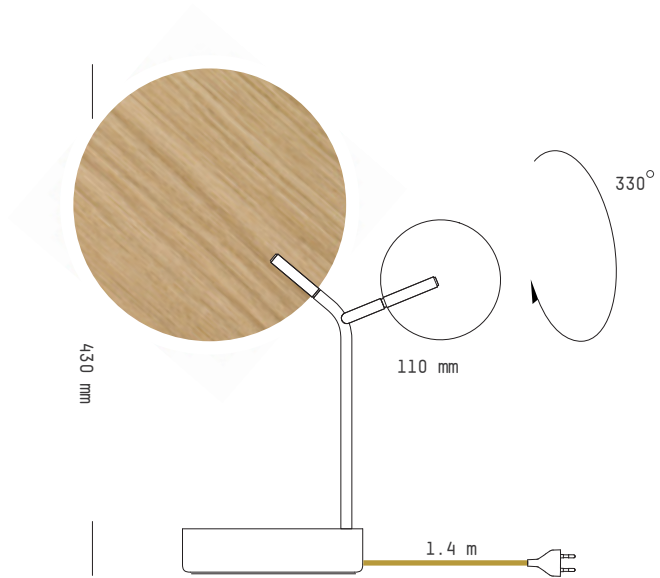
Base stone



Switch colors



Adjustable panels,
Panels rotate 330 degrees: Large 250 mm, Small 110 mm



Drivers / Built-in

350 mA	CASAMBI DIM	LCM40BLE
--------	-------------	----------

Rated Power Voltage Output	9 W 220-240V 50/60 Hz, 17,5V 350 mA	Kelvin Lumen	2700 K, 3000 K 300 lm
		CRI	97 Typ, R9 =91
Cord Length	Brass cover cord 1,4 m, EU socket		
Frame color	Black RAL 9005 fine efekt, White RAL 9003 fine efekt		
Package Size Package Weight		520 x 385x 210 mm 3,5 kg	

INDOOR USE ONLY	NON-USER REPLACEABLE LIGHT SOURCE	IP20	CE	
-----------------	-----------------------------------	------	----	--

Collection

A SWITCH LIKE A PIECE OF JEWELRY.

Inspired by the sophisticated and precious design language of fine jewelry, Tunto EnOcean is a state-of-the-art wireless switch that is compatible with the Casambi system.

This elegant switch brings a new level of style and technology for easy, intuitive dimming and light control.

TUNTO EnOcean

TUNTO



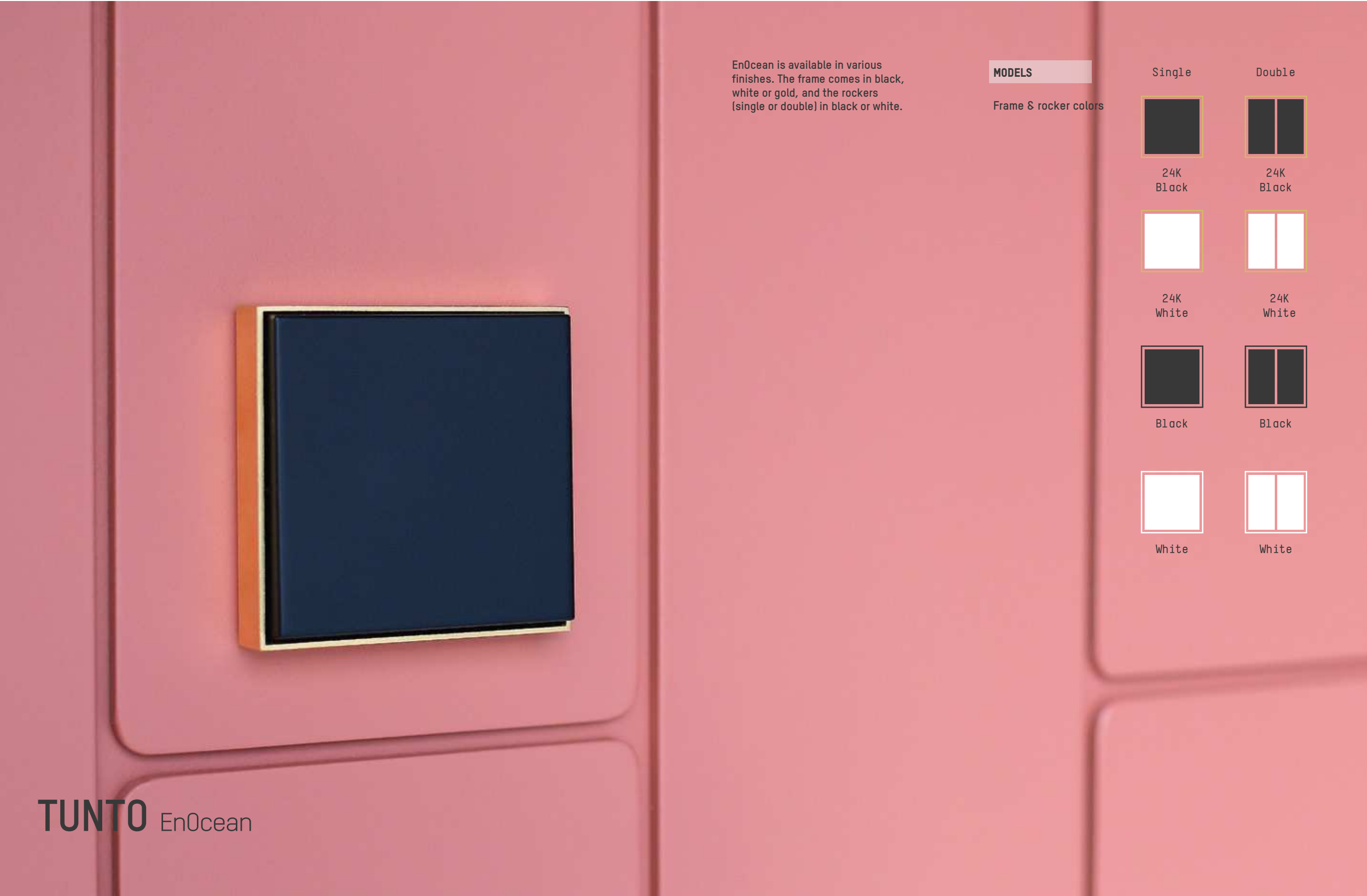
Collection



TUNTO EnOcean

TUNTO

Collection



EnOcean is available in various finishes. The frame comes in black, white or gold, and the rockers (single or double) in black or white.

MODELS

Frame & rocker colors

Single

Double



24K
Black



24K
Black



24K
White



24K
White



Black



Black



White



White

TUNTO EnOcean

EnOcean is wireless and self-powered. It can be used as a handheld device or easily attached to any surface. It works both as an on/off switch and a dimming controller.

TUNTO EnOcean



TUNTO EnOcean

TUNTO

Collection



TUNTO EnOcean

TUNTO

TECHNICAL SPECIFICATIONS

MODELS

Frame & rocker colors

Single

Double



24K
Black



24K
Black



24K
White



24K
White




Black



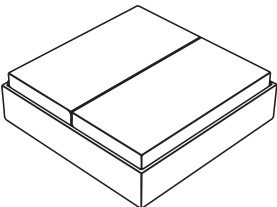
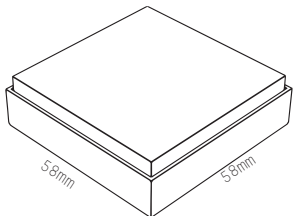
Black



White



White



Radio protocol	Bluetooth, BLE	Operating temp.	-25°C to +65°C
Radio frequency	2.403-2480 GHz	Relative humid.	0% to 95%, dry rooms only
Transm. Power	0.4 dBm / 1.1 mW		
Radio Range	Indoor typ.10 m	Package Size	175 x 125x 32 mm
Radio approvals	RED/FCC/ISED	Package Weight	0,28 kg
Countries	EU/US/CA		
Energy Source	Electro-dynamic energy converter min.		
Switch Cycles	50.000 (EN 60669 / VDE 0632)		

INDOOR USE ONLY

IP20

CE



Collection

WITH THE DOT SERIES, WE
WANTED TO CONTINUE THE
ORGANIC, YET SCULPTURAL
DESIGN LANGUAGE STARTED BY
THE BALLON SERIES AND TAKE IT
FURTHER, CREATING A GRAPHIC
IMPRESSION OF LIGHT AND
DESIGN.



Dot Collection

INSPIRED BY ART DECO

With the DOT, we aimed for a certain playfulness and joyously dynamic shapes, brought together by a graphic design language and a creative combinations of materials.

The collection is characterized by the bold splendour of the colors and shapes of the legendary Art Deco.

Dot Collection





Dot Collection

TUNTO



The elegant wing-like panels are available in three materials and various colours: wood (oak, walnut), laminate (black, white) and glass (green, blue, grey).

Collection

Dot 01

TUNTO

The many-faced Dot is available in six different models (Dot 01-06), each with their distinct shapes, sizes and amount of panels.

The various sizes and materials add up to 66 different combinations, making it possible to customize the luminaire according to one's individual taste.



The high-quality LED panel frames and mounting cups are available in black or white.

FRAME

110 mm mounting cup
& led panel colors



Collection




Dot 02

FRAME

110 mm mounting cup
& led panel colors

MODELS

172 mm panel
materials & colors



Dot 03




FRAME

110 mm mounting cup
& led panel colors

MODELS

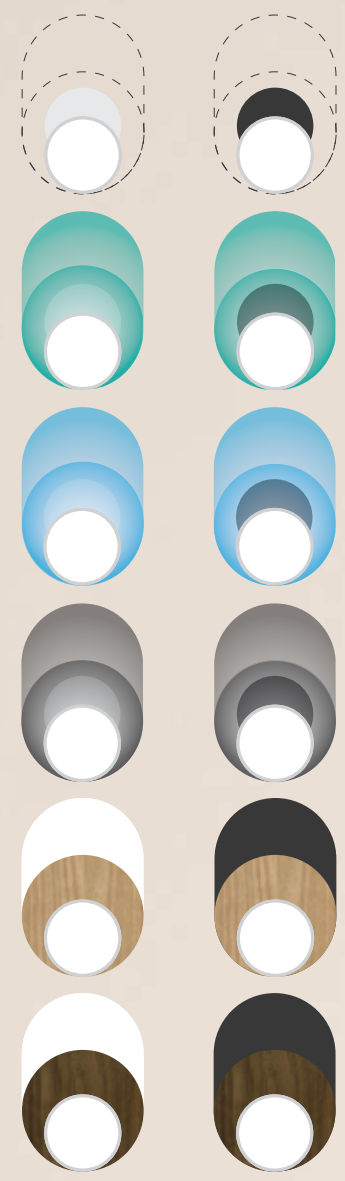
250 x 172 mm panel
materials & colors





Dot 04 - frame, mounting & panel white, blue+blue glass panel in the picture.

Dot 04




FRAME

110 mm mounting cup
& led panel colors

MODELS

250 x 172 mm panel
materials & colors



Dot 05




FRAME

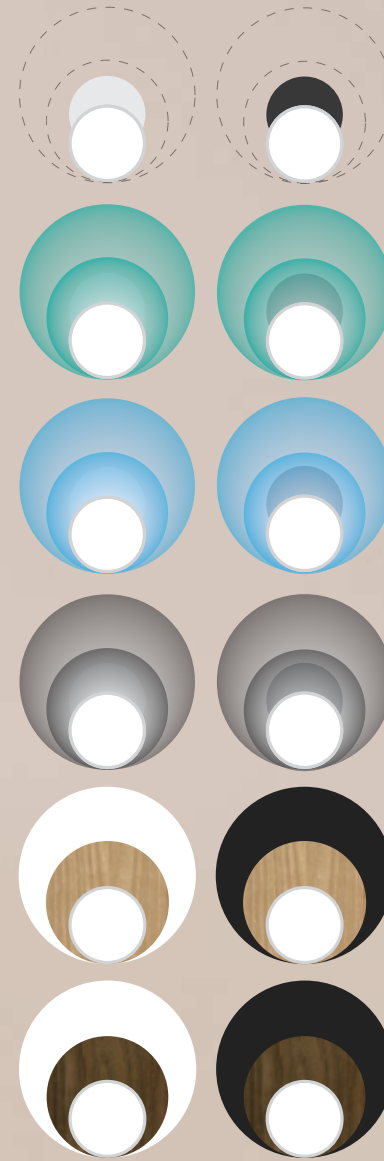
110 mm mounting cup
& led panel colors

MODELS

250 mm panel
materials & colors



Dot 06




FRAME

110 mm mounting cup
& led panel colors

MODELS

250 mm, 172mm
panel materials
& colors



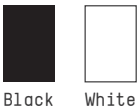


Dot Collection


TUNTO

TECHNICAL SPECIFICATIONS

Frame and 110mm panel colors

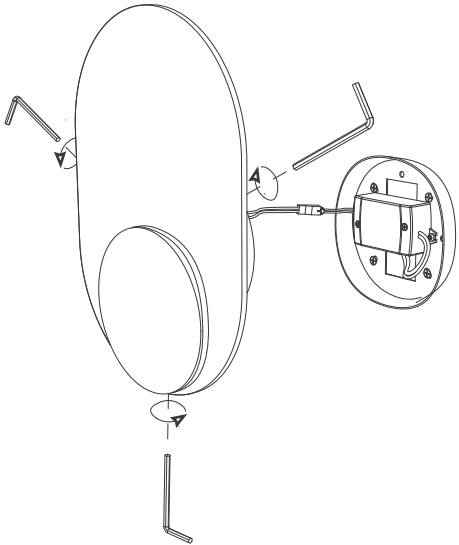
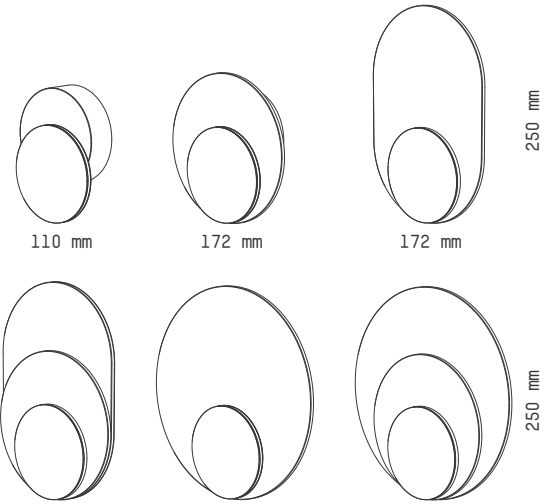



Panel colors and materials



Wood Surface Finish: Lacquer

Glass panel colors



Drivers / Built-in

350 mA	non dimmable	RECD06
--------	--------------	--------

Drivers / External

350 mA	DALI, PUSH DIM	LCM40DA
	CASAMBI DIM	LCM40BLE

Rated Power Voltage Output	5 W 110-240V 43/63 Hz, 9V 350 mA	Kelvin	2700 K, 3000 K
		Lumen	200 lm
Cord Length	External driver cable length, Standard 3 m,	CRI	97, R9=91
Frame color	Black RAL 9005 fine efekt, White RAL 9003 fine efekt	Package Size Package Weight	320 x 290x 60 mm 1-2 kg

INDOOR USE ONLY	NON-USER REPLACEABLE LIGHT SOURCE	IP20	CE	□
-----------------	-----------------------------------	------	----	---

Collection

OFFICESTATION- OFFICE LIGHT THAT
SUITS SPACES WHICH REQUIRE
INDIRECT LIGHTING, CREATING A
STYLISH, EYE-CATCHING ATMOSPHERE.

Tree Officestation

TUNTO

Collection



Tree Officestation

TUNTO

Collection

TEAM FINLAND PREMISES IN HELSINKI

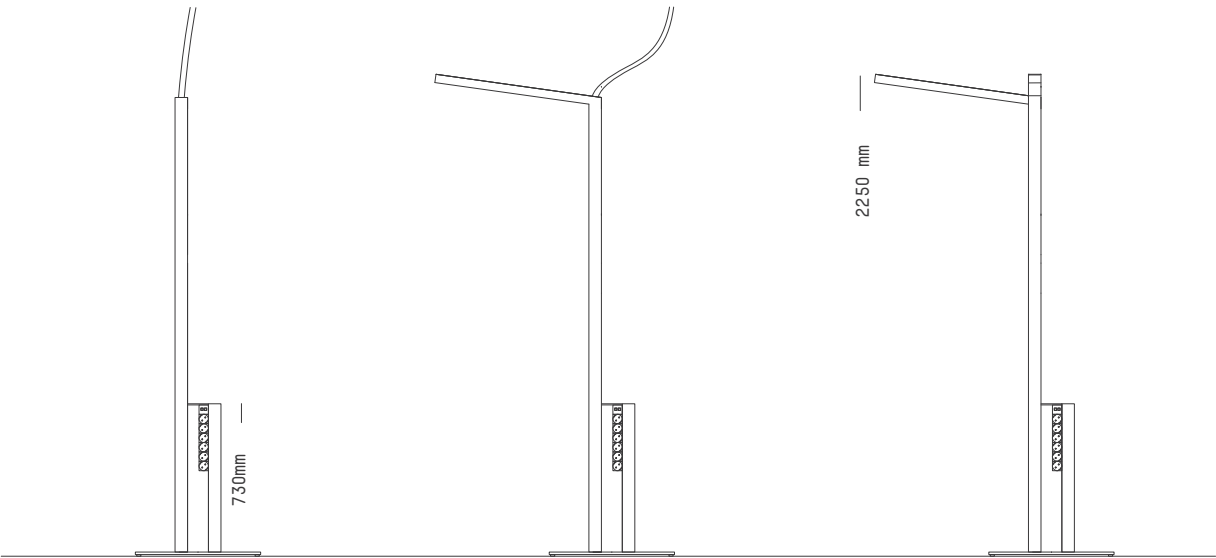
A light and power source column that, along with its outstanding technical features, is an aesthetically important part of an office interior.

Tree Officestation

TUNTO

Collection

TECHNICAL SPECIFICATIONS



MODEL NRO: T10

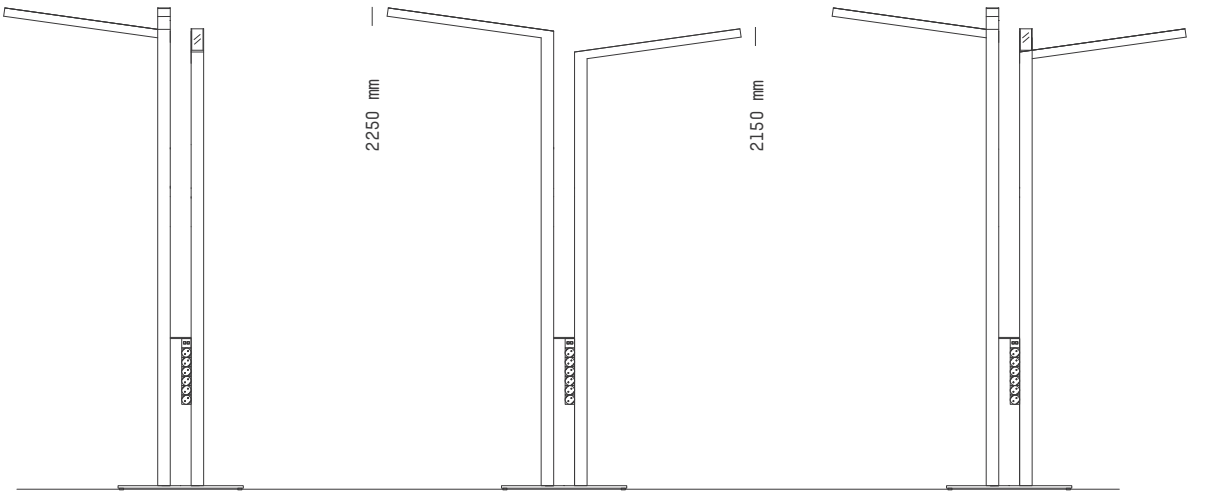
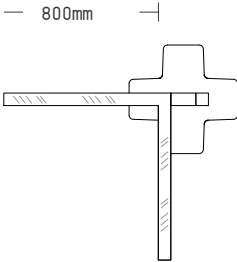
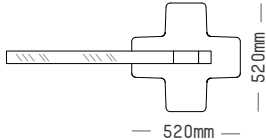
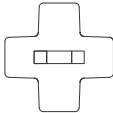
TL10

TX20

34 W,
2400 lm

68 W,
4800 lm

Wood profile 60 x 60mm



TX2L1

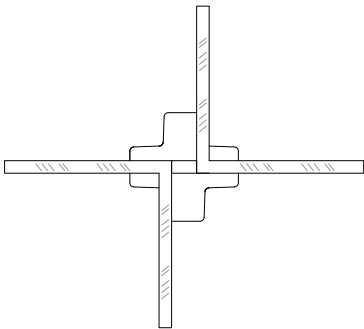
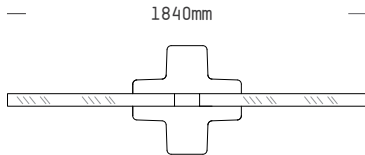
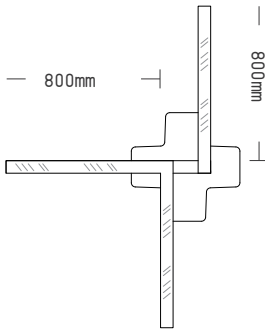
TX1L1

TX2X2

68 W + 34 W,
7200 lm

68 W,
4800lm

68 W + 68 W,
9600 lm



Drivers

700 mA	DALI	DLC150/190DA
	CASAMBI DIM	DLC150/190DACAS

Rated Power	34 W- 68 W x 2pcs.	Kelvin	2700 K, 3000 K, 4000 K with 700mA, one part 2400lm.
Voltage	220-240V 50/60 Hz,		
Output	42-84V, x 2 pcs, 700 mA	CRI	93
Socket or data	On request, up to 8		
Center part	Size 120mm x 730mm x 60mm Black RAL 9005 fine efekt, White RAL 9003 fine efekt	Package Size	Pallet 2300 x 1200 x 400-1640 mm
		Product Weight	50 kg

INDOOR USE ONLYNON-USER REPLACEABLE LIGHT SOURCEIP20CE

Available colors
and materials



Oak



Ash



Walnut



Black
stained
Oak



White
stained
Oak

Surface Finish Ash: White Oil wax / Oak, Walnut: Oil wax

Tree officestation

TUNTO

Collection



HEX IS A MODULAR LIGHTING SYSTEM
THAT OFFERS A FLEXIBLE SOLUTION FOR
VARIETY OF SPACES.
HEX IS AN OPPORTUNITY FOR IMAGINATION.
THE UNITS CONNECT TOGETHER ALLOWING
TO BUILD LINEAR LIGHTING OF DIFFERENT
LENGTHS AND SHAPES TO FIT INTO ANY
INTERIOR.

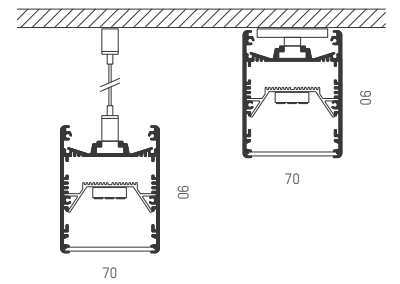
Hex



Hex

TUNTO

HEX FIX & PENDANT

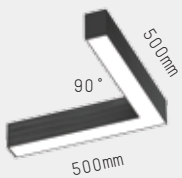


Modular design allows to connect units together and create seamless linear lighting and a variety of shapes. The advanced opal diffuser gives an efficient and pleasant low glare light.

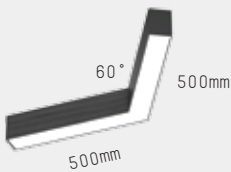
The end caps and connectors are made of anodized aluminum, to match the frame color.

The luminaire can be suspended with wires or mounted directly to the ceiling or wall.

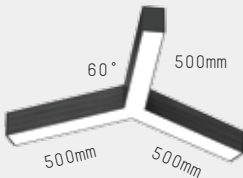
Collection



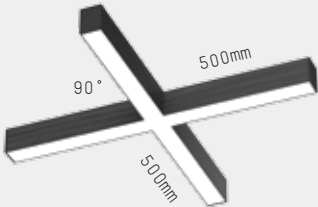
L - shape




J - shape




Y - shape




X - shape



linear 1000



linear 2000



linear 3000

Hex

TUNTO

TECHNICAL SPECIFICATIONS

End cap color



Black



Bronze

Surface Finish

Oak, Ash, Black

Available colors
and materials



Oak



Ash



Black
stained

Drivers / Power Box

700 mA

DALI

Rated Power Voltage Output	~43-90W 220-240V 50/60 Hz, 24-45V 500-700 mA	Kelvin	2700 K, 3000 K, 4000 K tunable white (2700-4000 K) / RGB
		Lumen	Linear unit per 1000 mm / ~2870 lm L-shape / ~2870 lm, X-shape / ~5740 lm Y-shape / ~4305 lm
Mounting	Suspended, ceiling / wall mounted Optional ceiling cup; White RAL 9003 fine efekt Black RAL 9005 fine efekt	CRI, UGR	93, UGR<19
Power Box		Package Size Package Weight	TBC TBC

INDOOR USE ONLY

NON-USER REPLACEABLE LIGHT SOURCE

IP20

CE



Collection



CASAMBI APP

With Casambi you can control your LED lights to create just the right mood or ambience.

Casambi

TUNTO



Collection



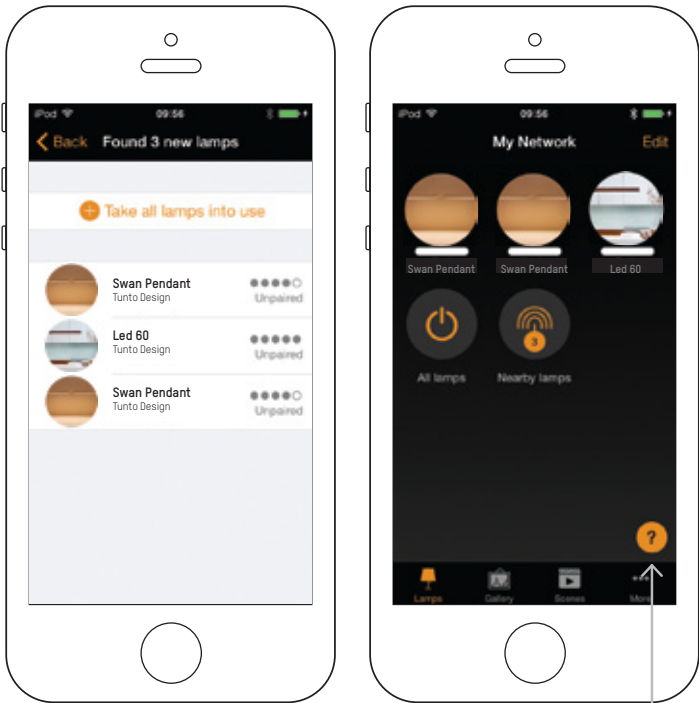
CASAMBI APP

With Casambi you can control your LED lights to create just the right mood or ambience.

FIRST TIME USE

Casambi app is easy to take into use. Follow these simple steps.

1. Download the app from Apple App Store or Google Play Store.
 2. Turn on your Casambi enabled luminaires.
 3. Open the app.
 4. Casambi app will automatically find all Casambi enabled luminaires that are switched on.
 5. Tap on the 'Take all lamps into use'.
 6. Casambi app will automatically add all luminaires to one network and open the 'Lamps' tab.



If further help is needed there are question marks on every page of the app to help in using it. FAQ can be found from the More tab under Help.



DIMMING

With Casambi enabled light fixtures it is possible to use regular power or wall switches for dimming and no extra dimmers are needed. Here are three simple steps to create a nice ambience for your home.

1. To start the dimming process, just quickly switch off and on the light fixture from the wall or power switch. After flicking the switch the dimming process will start.
 2. Once the light has reached the desired brightness level just flick the power or wall switch quickly again, off and on, to save the current level as new default brightness for the light fixture.
 3. It is always possible to change the default brightness by starting the dimming process over again.

GALLERY

The Gallery in Casambi app is the most intuitive way of controlling your luminaires. Take a picture of the room where your luminaires are and place lamp controls over them in the picture.

1. Add a photo of your room to Casambi Gallery by tapping 'Edit' and after that the '+' sign.
 2. Add lamp controls to the picture. Tap on the '+' sign and select a lamp control that you want to add to the picture.
 3. When you have added controls over all the luminaires in the picture tap 'Done'.
 4. Control your luminaires visually from the picture. No need to guess which luminaire is which.

2LINES CANOPY IS MORE THAN JUST A POWER BOX – IT'S A COMPLETELY NEW AND AESTHETIC WAY TO INSTALL AND CONNECT ANY TUNTO LIGHT. THE HIGHLY-VERSATILE CONNECTING OPTIONS – FROM THE SIDE OR FRONT ALLOW FOR CREATIVE AND FLEXIBLE RESULTS.

2lines Canopy

TUNTO

Collection



2lines Canopy

TUNTO

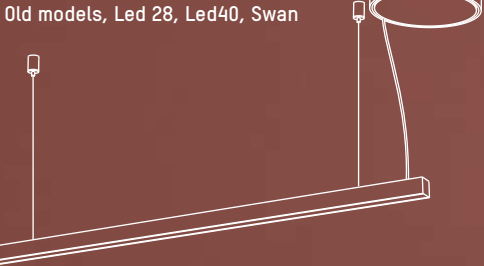
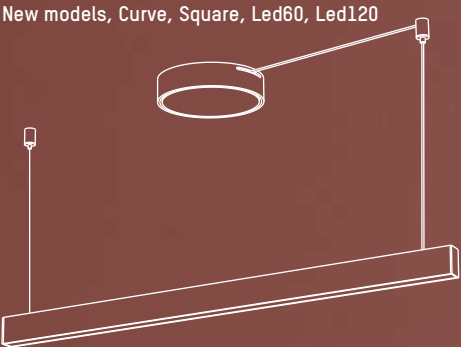


**AS AN EXAMPLE, A PENDANT LAMP
CAN BE INSTALLED WITH TWO CABLES
INSTEAD OF THREE, AS THE OTHER ONE
ACTS AS AN ELECTRIC WIRE AS WELL.
WITH 2LINES CANOPY, YOU CAN
INSTALL EVERYTHING JUST THE WAY
YOU WANT.**

Collection



USING OPTIONS



2lines Canopy

TECHNICAL SPECIFICATIONS

Canopy body

Black

White

Canopy cover colors and materials

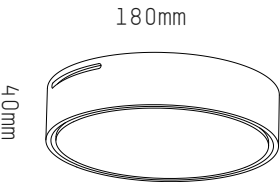
Oak

Walnut

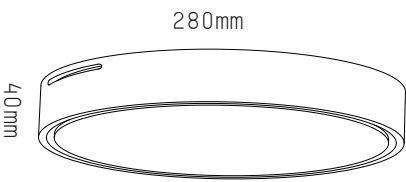
Black

White

Canopy sizes



Wood Surface Finish: Lacquer



Wire holders

White, Chrome

White, Brass

Black, Chrome

Black, Brass

Cable holders, 5 mm and 6 mm round cable

White, Chrome

White, Brass

Black, Chrome

Black, Brass

Canopy	180 mm x 40 mm, 280 mm x 40 mm	Holders	White or Black POM plastic, Chrome or Brass metal part,
Canopy color	White RAL 9003 fine efekt Black RAL 9005 fine efekt	Package Size	180mm size, 240 x 220 x 65 mm, 280mm size, 320 x 290 x 70 mm,
Cover material	Oak and Walnut Plywood Black and White laminate	Package Weight	1,5 - 2 kg

INDOOR USE ONLY

IP20

CE



NOVELTIES



Dot mirror

TUNTO

Collection






FRAME

110 mm mounting cup
& led panel colors

MODELS

250 x 375 mm panel
materials & colors



Dot mirror 01




Dot Mirror 02

FRAME

110 mm mounting cup
& led panel colors

MODELS

172 mm panel
materials & colors






Dot mirror 03


FRAME

110 mm mounting cup
& led panel colors



MODELS

172 mm panel
materials & colors





TUNTO

TECHNICAL SPECIFICATIONS


Frame and 110mm panel colors



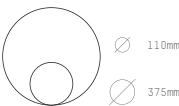
Mirros colors



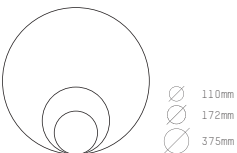
Glass panel colors



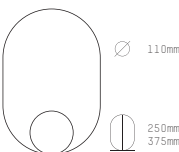
01



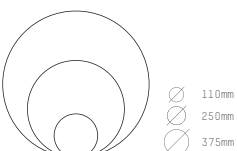
DOT05m



DOT05m



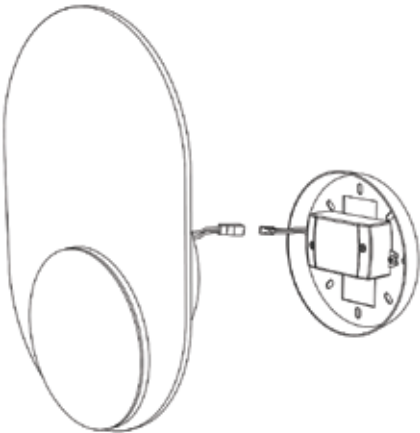
DOT05m



DOT05m



DOT05m



Drivers / Built-in

350 mA	non dimmable	REC06
--------	--------------	-------

Drivers / External

350 mA	DALI, PUSH DIM	LCM40DA
	CASAMBI DIM	LCM40BLE

Rated Power	4 W	Kelvin	2700 K, 3000 K
Voltage	220-240V 50/60 Hz,	Lumen	200 lm
Output	9V 350 mA	CRI	97, R9=91
Cord Length	External driver cable length, Standard 3 m,	Package Size	320 x 290x 60 mm
Frame color	Black RAL 9005 fine efekt, White RAL 9003 fine efekt	Package Weight	1-2 kg

INDOOR USE ONLY


NON-USERS REPLACEABLE LIGHT SOURCE

IP20



Collection

Ballon modular




Ballon modular



TUNTO

Collection



Ballon modular

TUNTO

Collection



Ballon modular





Square Lens

TUNTO



Collection



Square Lens

TUNTO

Collection

TUNTO lighting

Tekijäncatu 8
FI-04440 Järvenpää, Finland
Tel. +358 10 421 3000
mail@tunto.com
www.tunto.com

Mikko Kärkkäinen
CEO & DESIGNER

mikko@tunto.com
+358 10 421 3000

Alex Lussman
Head of Marketing & Sales

alex@tunto.com
+358 50 554 9660