

visi

General Catalog

Contenuti / Contents

Vistosi

Indice analitico / <i>Analytical index</i>	4
Indice fotografico / <i>Photographic index</i>	6
Storia / <i>History</i>	8
Azienda / <i>Company</i>	12
Designer / <i>Designers</i>	14
Progetti / <i>Projects</i>	16

Prodotti / Products

Sospensioni / <i>Suspension</i>	23
Plafoniere / <i>Ceiling</i>	189
Parete / <i>Wall</i>	247
Tavolo / <i>Table</i>	287
Terra / <i>Floor</i>	327

Informazioni / Information






Come leggere il catalogo / <i>How to read the catalog</i>	352
Legenda / <i>Key</i>	353

Materiali / Materials

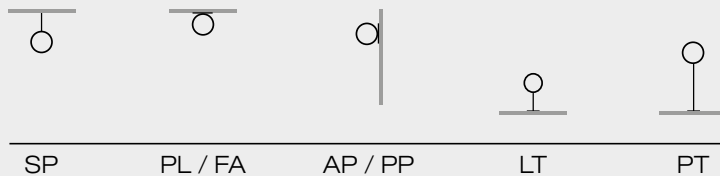
Colori vetro / <i>Glass colors</i>	354
Finiture vetro / <i>Glass finishes</i>	354
Finiture delle parti metalliche / <i>Finishes of metal parts</i>	355
Altri materiali / <i>Other materials</i>	355

Versioni LED / LED versions	356
------------------------------------	------------

Indice analitico / Analytical index


				
SP	PL / FA	AP / PP	LT	PT

24PEARLS	166				
ALEGA			290		
ARIA	124				
ASSIBA	52		300		
AURORA		202			
BACO	154				
BALANCE	118	206	254		
BISSONA				295	
BOLLE	162	222		324	
BOT	112	192			
CANDELA	140				
CLEO	152				
CLOTH	150		252	315	335
CORNER			280		
CRISTALLINA	146				
DAFNE			282		
DAMASCO	66	226	264	306	340
DIADEMA	26	232	256	319	345
DIAMANTE	62	228			
DRESS	158				
ECOS	34	236	262		346
ESSENCE	50				
FEREA				294	
FUTURA	92	234	271	311	339
GIOGALI	172	238	268		342
GIOGALI3D	186				
GLORIA					349
GOCCIA			277		
GOTO				304	
IMPLODE	108	194		314	
INFINITA	134	214			
JO				310	
JUBE	82				
KIRA	148				
LACRIMA	104				
LEPANTO	138				330




	SP	PL / FA	AP / PP	LT	PT
LIO	100	200	274	296	333
LUCCIOLA	132	224	260	312	332
MIA		208			
MINIGIOTALI	180	242	266	299	344
MIRAGE	144				
MORIS		212			
MUNEGA				298	
NARANZA	156				
NAXOS	136			320	334
NEOCHIC	130	210	250		
NESSA				292	
NINFEA	160				
NODO	142				
NOVECENTO	46	229		318	348
OTO	38				
OVALINA			284		
PEGGY	58		278		
POC	70	227			
POD		204			
PUPPET	74		276	297	
RINA	168	220		316	
SABA		218			
SATA				302	336
SEMAI	116	196			
SISSI	102				
SMOKING					331
SOGNO		216			
SPIRIT	114	198		305	
STARDUST	54		272	301	
STARNET	96				
STONE	88				
SURFACE	120				
TREPAI					328
TUBES	106	230			
VEGA			270	308	347
WHITWHITE	126				

Indice fotografico / *Photographic index*




24Pearls
166



Alega
290




Aria
124



Assiba
52, 300



Aurora
202




Baco
154



Balance
118, 206, 254




Bissona
295



Bolle
162, 222, 324




Bot
112, 192




Candela
140




Cleo
152



Cloth
150, 252, 315,
335




Corner
280



Cristallina
146



Dafne
282




Damasco
66, 226, 264,
306, 340




Diadema
26, 232, 256,
319, 345




Diamante
62, 228



Dress
158




Ecos
34, 236, 262,
346




Essence
50



Ferea
294




Futura
92, 234, 271,
311, 339




Giogali
172, 238, 268,
342




Giogali3d
186




Gloria
349



Goccia
277



Goto
304



Implode
108, 194, 314




Infinita
134, 214




Jo
310




Jube
82




Kira
148



Lacrima
104



Lepanto
138, 330



Lio
100, 200, 274,
296, 333




Lucciola
132, 224, 260,
312, 332



Mia
208



Minigiogali
180, 242, 266,
299, 344




Mirage
144



Moris
212



Munega
298



Naranza
156



Naxos
136, 320, 334



Neochic
130, 210, 250




Nessa
292




Ninfea
160




Nodo
142




Novecento
46, 229, 318,
348



Oto
38



Ovalina
284



Peggy
58, 278




Poc
70, 227



Pod
204



Puppet
74, 276, 297



Rina
168, 220, 316



Saba
218



Sata
302, 336



Semai
116, 196



Sissi
102



Smoking
331



Sogno
216



Spirit
114, 198, 305




Stardust
54, 272, 301




Starnet
96




Stone
88



Surface
120




Trepai
328



Tubes
106, 230



Vega
270, 308, 347



Withwhite
126

Cinque secoli di storia / Five centuries of history



1585-1900

Le origini

Nelle acque della laguna veneziana affonda le sue origini la storia di Vetreria Vistosi.

1585 - Vincenzo Gazzabin, compare per la prima volta nei registri dell'arte vetraria muranese.

1640 - La famiglia Gazzabin, diventa proprietaria della fornace Al Bastian.

1690 - Il nome "Vistosi" fa la sua comparsa poco dopo, come soprannome di un erede della vetreria Gazzabin.

1791 - Gio-Batta Vistosi viene nominato Gastaldo dell'Arte, capo dell'Arte dei Maestri Vetrai e rappresentante dei padroni delle fornaci muranesi.

/ The origins

The origins of Vetreria Vistosi stretch far back into the waters of the Venetian lagoon.

1585 - *Vincenzo Gazzabin appeared for the first time in the registers of the Murano glass art.*

1640 - *The Gazzabin family became the owner of the Al Bastian furnace.*

1690 - *The name "Vistosi" appeared shortly afterwards as the nickname of an heir to the Gazzabin glassworks.*

1791 - *Gio-Batta Vistosi was appointed Gastaldo dell'Arte, head of the glassmakers' guild and representative of the owners of the Murano furnaces.*

1900-1980

Il Novecento

Alla fine della seconda guerra mondiale, l'azienda inizia a concentrarsi nella produzione di articoli per l'illuminazione con Gino e Luciano Vistosi. È una storia di passione e di insaziabile ricerca del nuovo, che porta Vistosi ad iniziare importanti collaborazioni.

1945 - Guglielmo Vistosi, erede della famiglia Gazzabin, dopo la fine della seconda guerra mondiale, apre una nuova fornace a Murano.

1969-1980 - I nomi dei più famosi disegnatori dell'epoca, come Gae Aulenti, Angelo Mangiarotti, Ettore Sottsass senior e jr., Adalberto Dal Lago, Vico Magistretti, Albert Leclerc, si legano alla produzione Vistosi.

>



1980-2000

/ The twentieth century

At the end of World War II, the company began to focus on the production of lighting products with Gino and Luciano Vistosi. That was a story of passion and insatiable search for the new, which led Vistosi to start important collaborations.

1945 - *After the end of World War II Guglielmo Vistosi, heir of the Gazzabin family, opened a new furnace in Murano.*

1969-1980 - *The most famous designers of the time, such as Gae Aulenti, Angelo Mangiarotti, Ettore Sottsass senior and jr., Adalberto Dal Lago, Vico Magistretti, Albert Leclerc, joined the Vistosi production.*

La famiglia Moretti

Da azienda artigiana a industria artigianale.

1989 - Giancarlo Moretti, imprenditore muranese da tempo attivo nel settore con Vetrofond e Punto Luce, rileva l'azienda dando vita a Vetreria Vistosi.

1993 - Matteo Moretti, figlio di Giancarlo, attua una profonda riorganizzazione produttiva e commerciale per rilanciare il marchio.

1995 - Viene creata una nuova miscela di vetro soffiato in cui è ridotto al minimo il contenuto di sodio. Il vetro acquista quasi le virtù dell'acciaio: resistenza e lucentezza.

Nuove e importanti collaborazioni: Chiamonte e Marin, Michele De Lucchi, Mauro Olivieri sono alcuni di loro.

/ The Moretti family


From craft business to craft industry.

1989 - *Giancarlo Moretti, an entrepreneur from Murano that had long been active in the sector with Vetrofond and Punto Luce, took over the company and created Vetreria Vistosi.*

1993 - *Matteo Moretti, Giancarlo's son, carried out a deep productive and commercial reorganization to relaunch the brand.*

1995 - *A new blend of blown glass with a minimal amount of sodium was used. The glass has almost acquired the features of steel: it has become more resistant and brilliant.*

New and important collaborations: Chiamonte e Marin, Michele De Lucchi, Mauro Olivieri are some of them.



2000-2015

Il Nuovo Millennio

Ricerca e produzione si affinano per portare i prodotti Vistosi nei mercati esteri.

2002 - Il taglio ad acqua (Water Jet) in uso nella lavorazione dei vetri piani, viene utilizzata negli articoli soffiati a bocca. Nasce Ferea.

2003 - La lavorazione a membrana, tipica muranese, per la prima volta applicata all'illuminazione. Nasce Poc. L'argentatura delle superfici a specchio viene impiegata nelle forme tridimensionali delle lampade, che diventano riflettenti. Nasce Cheope.

2004 - La filatura a caldo applicata ad un intero prodotto. Nasce Damasco.

2005 - Nasce Giogali 3D, rivisitazione del gancio in forma tridimensionale. Nasce Diadema, le cui canne sono realizzate con una tecnica brevettata e non replicabile.

2006 - Diadema selezionata da ADI per il XXI Premio Compasso d'Oro.

2007 - Vistosi premiata da Eurispes, alla sua 2ª edizione, come caso di successo ed eccellenza del sistema Italia.

2009 - La tecnica della murrina viene applicata a modelli di grandi dimensioni. Nasce Rina. La sabbiatura di precisione viene utilizzata per creare nuove texture. Nasce Cheope09.

2010 - Viene introdotta la marcatura di prodotto.

2011 - Decorazioni raffinate come il reticello: reti imprigionate nel vetro e poi soffiate a freddo. Nasce Assiba. Cromatura cangiante all'esterno: lampada metallica da spenta, che si veste di color miele se accesa. Nasce Cloth. Vega è la prima lampada a LED di Vistosi.

2013 - Nuova miscela di cristallo: nasce il vetro soffiato senza piombo.

/ The New Millennium

Research and production are improved to bring Vistosi products to foreign markets.

2002 - *Water jet cutting, used in the processing of flat glass, was used in mouth-blown items. Ferea was released.*

2003 - *The typical Murano membrane processing was applied for the first time to lighting. Poc was released. The silvering of the mirror surfaces was used in the three-dimensional forms of the lamps, which became reflective. Cheope was released.*

2004 - *Hot spinning was applied to an entire product. Damasco was released.*

2005 - *Giogali 3D, a revision of the hook in three-dimensional form, was released. Diadema, whose rods are made with a patented, not replicable technique, was released.*



2015-2019

2006 - *Diadema* was selected by ADI for the XXI Compasso d'Oro Award.

2007 - In its second edition *Eurispes* awarded a prize to *Vistosi* as a case of success and excellence in the Italian system.

2009 - The *murrine* technique was applied to large models. *Rina* was released. Precision sandblasting was used to create new textures. *Cheope09* was released.

2010 - Product marking was introduced.

2011 - Refined decorations such as the *reticello*: nets trapped in the glass and then cold-blown. *Assiba* was released. *Iridescent chrome outside*: a metal lamp when switched off, is dressed in honey colour when switched on. *Cloth* was released. *Vega* is the first LED lamp by *Vistosi*.

2013 - New crystal blend: the lead-free blown glass was released.

La storia recente

2016 - *Futura* vince Archiproduct Design Award. *Nodo* selezionata da ADI per il XXV Premio Compasso d'Oro. *Trepai* premiata con la menzione d'onore al *grandesignEtico*.

2017 - 50° Anniversario di *Giogali*. *Jube* e *Stone* vincono Archiproduct Design Award. *Sata* vince il Good Design Award e il Red Dot Design Award

2018 - *Vistosi* selezionata e premiata tra le 100 Eccellenze Italiane per il Made in Italy.

2019 - *Sata* vince il German Design Award e IF Design Award.

/ Recent history

2016 - *Futura* won the Archiproduct Design Award. *Nodo* was selected by ADI for the XXV Compasso d'Oro Award. *Trepai* was awarded with a honourable mention at *grandesignEtico*.

2017 - 50th Anniversary of *Giogali*. *Jube* and *Stone* won the Archiproduct Design Award. *Sata* won the Good Design Award and the Red Dot Design Award.

2018 - *Vistosi* was selected and awarded among the 100 Eccellenze italiane for Made in Italy.

2019 - *Sata* won the German Design Award and IF Design Award.






Vistosi

Le radici di Vistosi affondano nel terreno produttivo della creatività e dell'artigianato veneziano, intrecciandosi con i fasti di una tradizione prestigiosa e senza tempo, quella del vetro. La sua è una storia lunga cinque secoli. Nel 1989 la famiglia muranese Moretti rileva il prestigioso marchio, dando vita a Vetreria Vistosi. Dal 1993 Matteo Moretti sale alla guida dell'azienda, portando avanti il fortunato binomio design-illuminazione e dando vita negli anni a collezioni che sono parte della storia del design. Giogali di Angelo Mangiarotti, Peggy, Futura e Stone di Hangar Design Group, Diadema di Romani Saccani Architetti Associati, Nodo di Pio e Tito Toso, Jube e Sata di Favaretto & Partners sono ormai icone: molte di loro molte delle quali hanno ricevuto premi anche internazionali, che rendono Vistosi riconoscibile in tutto il mondo.

Vistosi has its roots in the productive soil of Venetian creativity and craftsmanship, and these roots are intertwined with the splendour of a prestigious and timeless tradition, that of glass. Its history is five centuries long.

In 1989 the Moretti family from Murano took over the prestigious brand, creating Vetreria Vistosi. Since 1993 Matteo Moretti has taken the leadership of the firm linking the production to the names of the most famous designers of the time. This successful combination of design and lighting has given rise over the years to collections that are part of the history of design. Giogali by Angelo Mangiarotti, Peggy, Futura and Stone by Hangar Design Group, Diadema by Romani Saccani Architetti Associati, Nodo by Pio e Tito Toso, Jube and Sata by Favaretto & Partners are awarded icons, recognized all over the world.

Premi / Awards



100 ECCELLENZE
ITALIANE

2007



MENZIONE
D'ONORE

2018

Designers

Marco Acerbis • SPIRIT

Atelier Oi • ESSENCE

Emmanuel Babled • POD, FEREA

Giovanni Barbato • ARIA, MIRAGE, SURFACE

Chiaramonte & Marin • NEOCHIC

Michele De Lucchi • VEGA

Oriano Favaretto • NINFEA

Favaretto&Partners • TREPAI, JUBE, SATA

Matthias Hickl per Lissoni Associati • TUBES

Hangar Design Group • PEGGY, FUTURA, STONE

Francesco Lucchese • STARDUST

Vico Magistretti • ALEGA

Angelo Mangiarotti • GIOGALI, GIOGALI 3D, MINIGIOGALI

Mauro Olivieri • ASSIBA, BACO, WITHWHITE

Romani Sacconi Architetti Associati • 24PEARLS, CLOTH, CRISTALLINA,
DIADEMA, NOVECENTO, PUPPET

Alberto Saggia e Valerio Sommella • KIRA, SEMAI

Gregorio Spini • BOT, IMplode

Pio e Tito Toso • BALANCE, JO, NODO, OTO

Renato Toso, Noti Massari & Associati • ECOS, INFINITA

Gianni Veneziano e Luciana Di Virgilio | Veneziano+Team • STARNET

Luciano Vistosi • LEPANTO, MUNEGA

Premi di prodotto / *Product Awards*





Progetti / Projects





Progetti / Projects





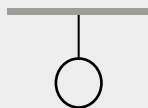
Progetti / Projects






Sospensioni / *Suspension*


Plafoniere / <i>Ceiling</i>	189
Parete / <i>Wall</i>	247
Tavolo / <i>Table</i>	287
Terra / <i>Floor</i>	327




Sospensioni / *Suspension*




24Pearls
166



Aria
124




Assiba
52



Baco
154




Balance
118



Bolle
162




Bot
112




Candela
140



Cleo
152



Cloth
150



Cristallina
146




Damasco
66




Diadema
26




Diamante
62




Dress
158




Ecos
34



Essence
50




Futura
92




Giogali
172




Giogali3d
186




Implode
108




Infinita
134




Jube
82




Kira
148




Lacrima
104




Lepanto
138




Lio
100



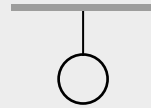
Lucciola
132



Minigiogali
180



Mirage
144



Sospensioni / *Suspension*



Naranza
156



Naxos
136



Neochic
130



Ninfea
160



Nodo
142




Novecento
46



Oto
38




Peggy
58



Poc
70



Puppet
74



Rina
168



Semai
116



Sissi
102



Spirit
114



Stardust
54




Starnet
96




Stone
88



Surface
120



Tubes
106



Withwhite
126

DIADEMA

design Romani Sacconi Architetti Associati 2005





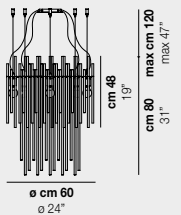
Diadema SP C-2







DIADEMA SP 60 B



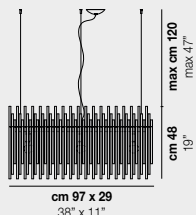
8x77W E27



USA & CANADA

8x60W E26

DIADEMA SP K3



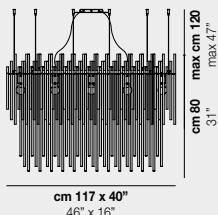
3x77W E27



USA & CANADA

3x60W E26

DIADEMA SP O2



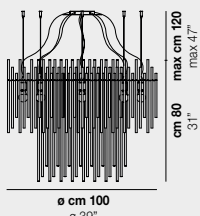
10x77W E27



USA & CANADA

10x60W E26

DIADEMA SP C-2



8x77W E27



USA & CANADA

8x60W E26

Diadema è un sistema di illuminazione basato sul singolo elemento della canna in puro vetro. Combinando canne di diverse dimensioni, la luce si riflette e si trasmette in una sensazione di movimento. La montatura metallica permette numerose varianti e ampi margini per versioni su misura, sempre a scomparsa, grazie al sistema di fissaggio ideato appositamente per questo modello.


Diadema is a lighting system based on a single element, the rod of pure glass. It takes advantage of the way it reflects and transmits the light, while offering a sense of movement by using rods of different sizes. The metal body allows to offer multiple variations and ample space for custom-made versions with concealed metal body, thanks to the fixing system developed for this collection.

Tonalità del vetro / Glass colour tone



CR


Parti metalliche / Metal parts



BS



CR



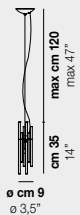
Collezione / Collection





Diadema SP K3

DIADEMA SP P A



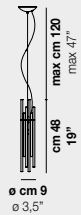
1x60W G9



1x60W G9

C

DIADEMA SP P B



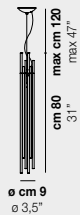
1x60W G9



1x60W G9

C

DIADEMA SP P C



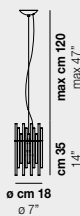
1x60W G9



1x60W G9

C

DIADEMA SP M A



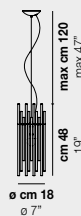
1x77W E27



1x60W E26

C

DIADEMA SP M B



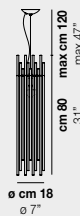
1x77W E27



1x60W E26

C

DIADEMA SP M C



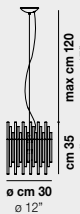
1x77W E27



1x60W E26

C

DIADEMA SP G A



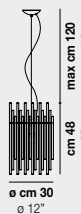
1x77W E27



1x60W E26

C

DIADEMA SP G B




1x77W E27



1x60W E26

C

DIADEMA SP G C



1x77W E27



1x60W E26

C

Diadema è un sistema di illuminazione basato sul singolo elemento della canna in puro vetro. Combinando canne di diverse dimensioni, la luce si riflette e si trasmette in una sensazione di movimento. La montatura metallica permette numerose varianti e ampi margini per versioni su misura, sempre a scomparsa, grazie al sistema di fissaggio ideato appositamente per questo modello.


Diadema is a lighting system based on a single element, the rod of pure glass. It takes advantage of the way it reflects and transmits the light, while offering a sense of movement by using rods of different sizes. The metal body allows to offer multiple variations and ample space for custom-made versions with concealed metal body, thanks to the fixing system developed for this collection.

Tonalità del vetro / Glass colour tone



CR

Parti metalliche / Metal parts



BS



CR

LED Europe

C 5W-600lm-2.700K



LED USA & Canada

C 5W-600lm-2.700K



Collezione / Collection



232

256

319

345

ECOS

design Renato Toso, Noti Massari & Associati 2007



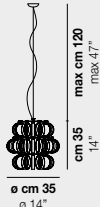
Ecosp 90



Ecos SP 60C



ECOS SP 35



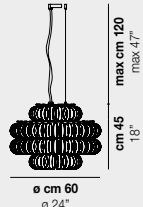
1x77W E27



USA & CANADA cETLus

1x60W E26

ECOS SP 60C



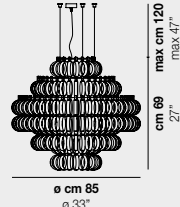
4x77W E27



USA & CANADA cETLus

4x60W E26

ECOS SP 90



5x77W E27




USA & CANADA cETLus

5x60W E26

Collezione di lampade componibili con anelli di vetro di diversi colori e textures. È una soluzione d'illuminazione che offre grandissima possibilità di personalizzazione in termini di forme e misure.

A system made with multiple glass rings, available in different colours and textures, which offers a high level of customization in terms of shape and size.

Tonalità del vetro / Glass colour tone




BC/RI



CR/RI

Parti metalliche / Metal parts



BS



CR



Collezione / Collection



236



262



346


OTO

design Pio e Tito Toso 2015



Oto SP R55





Oto SP SUR



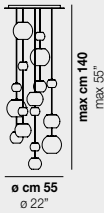
Oto SP LIN



MARTIN
BOYCE
BOY
NO
REFLECTIO
JUNE — NR
2009
VENICE...
2009
VENICE
JU
20

Oto SP CHA

OTO SP R55



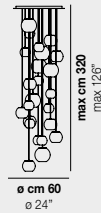
9x60W G9



USA & CANADA

9x60W G9

OTO SP R60



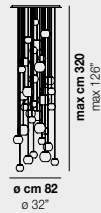
10x60W G9



USA & CANADA

10x60W G9

OTO SP RC



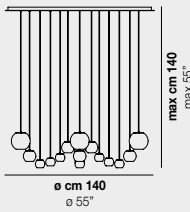
12x60W G9



USA & CANADA

12x60W G9

OTO SP CHA



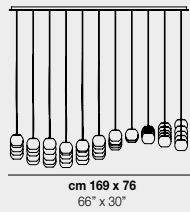
9x60W G9



USA & CANADA

9x60W G9

OTO SP FC



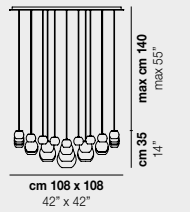
12x60W G9



USA & CANADA

12x60W G9

OTO SP SUR



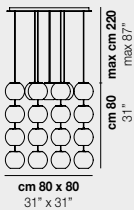
17x60W G9



USA & CANADA

17x60W G9

OTO SP CUB



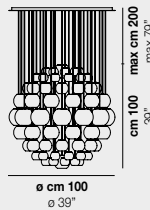
16x60W G9



USA & CANADA

16x60W G9

OTO SP SPH



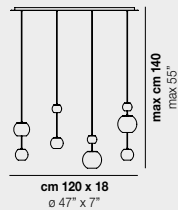
13x60W G9



USA & CANADA

13x60W G9

OTO SP LIN



4x60W G9




USA & CANADA

4x60W G9

Elementi sferici in vetro soffiato disponibili in quattro misure e due decori, con e senza sorgente luminosa. Il particolare design permette l'installazione verticale di più elementi in vetro ed infinite composizioni a scelta del cliente.

Spherical blown glass elements available in four sizes and two decorations, with and without lighting source. The special design allows the installation of more vertical glass elements and infinite custom combinations.

Tonalità del vetro / Glass colour tone



BC/RI



CR/RI

Rosoni / Canopy



AS



BC



NI



OTO SP 12



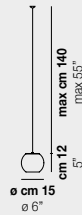
1×60W G9



USA & CANADA cETLus

1×60W G9

OTO SP 15



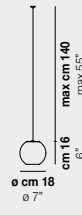
1×60W G9



USA & CANADA cETLus

1×60W G9

OTO SP 18



1×60W G9



USA & CANADA cETLus

1×60W G9

Elementi sferici in vetro soffiato disponibili in quattro misure e due decori, con e senza sorgente luminosa. Il particolare design permette l'installazione verticale di più elementi in vetro ed infinite composizioni a scelta del cliente.

Spherical blown glass elements available in four sizes and two decorations, with and without lighting source. The special design allows the installation of more vertical glass elements and infinite custom combinations.

Tonalità del vetro / Glass colour tone

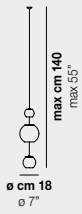


BC/RI



CR/RI

OTO SP PEA A



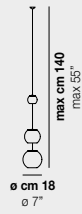
1×60W G9



USA & CANADA cETLus

1×60W G9

OTO SP PEA B



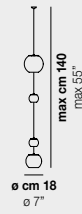
1×60W G9



USA & CANADA cETLus

1×60W G9

OTO SP PEA C



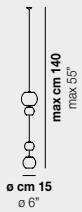
1×60W G9



USA & CANADA cETLus

1×60W G9

OTO SP PEA D



1×60W G9



USA & CANADA cETLus

1×60W G9

NOVECENTO

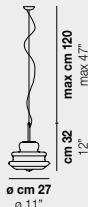
design Romani Sacconi Architetti Associati 2013 - restyling 2017







NOVECENTO SP P



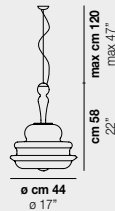
1×60W E14



USA & CANADA

1×40W E12

NOVECENTO SP M



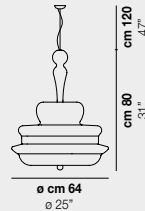
1×77W E27



USA & CANADA

1×60W E26

NOVECENTO SP G



5×60W E14



USA & CANADA

5×40W E12

La chiave di lettura della collezione Novecento è la volontà di sintetizzare la tradizione muranese del lampadario, nel suo elemento più riconoscibile: il profilo. Lo riproduce un guscio di cristallo che è il prodotto della rotazione a 360° della silhouette del lampadario, mantenendo così le caratteristiche delle forme originali, e risultando perfetto per atmosfere sia classiche che contemporanee.

The idea behind the collection Novecento is to reduce the traditional Murano chandelier to its most recognizable element, its profile. This shape is then reconstructed in a 360° glass outline, which keeps the same characteristics of the original design and is therefore suitable for both classic and contemporary ambiances.

Tonalità del vetro / Glass colour tone



BC/RI



CR/RI

Parti metalliche / Metal parts



CR



Collezione / Collection



229



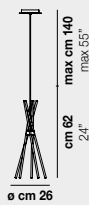
318



348



ESSENCE SP



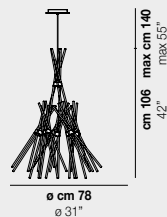
1×6W LED 625 lm · 3.000 K

CE ENEC

USA & CANADA

1×6W LED 625 lm · 3.000 K

ESSENCE SP 5



5×6W LED 3125 lm · 3.000 K

CE ENEC

USA & CANADA

5×6W LED 3125 lm · 3.000 K

Collezione di lampade con diffusore in canne di vetro lavorato a mano. La superficie è parzialmente opacizzata da una sabbiatura sfumata. Sorgente luminosa a LED.


Collection of lamps with diffuser in handmade glass rods. The surface is made partially opaque by nuanced sandblasting. LED light source.

Tonalità del vetro / Glass colour tone



CR/SF

Parti metalliche / Metal parts



AB

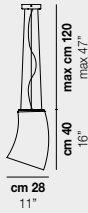


ASSIBA
design Mauro Olivieri 2011



Assiba SP 6 MC4

ASSIBA SP G



1x77W E27

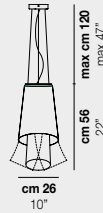


USA & CANADA cETLus

1x60W E26

C

ASSIBA SP 2



1x77W E27

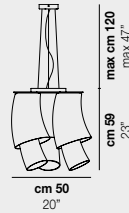


USA & CANADA cETLus

1x60W E26

C

ASSIBA SP 6



3x77W E27



USA & CANADA cETLus

3x60W E26

C

Collezione ispirata a forme, colori e texture dell'oceano. Permette infinite combinazioni grazie ai componenti rotanti, realizzati in vetro soffiato lucido. È disponibile in due misure, collocabili in posizioni diverse.

A collection inspired by the ocean life in its colours, shapes and textures. It allows infinite combinations thanks to the rotating components, made of glossy blown glass and available in two sizes, which can be arranged in different positions.

Tonalità del vetro / Glass colour tone




BC/BT



CR/BT



MC2



MC3

Parti metalliche / Metal parts



CR

LED Europe

C 5W-10V-600lm-2.700K



LED USA & Canada

C 5W-10V-600lm-2.700K



Collezione / Collection



300

STARDUST

design Francesco Lucchese 2015



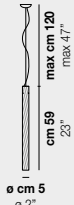
Stardust SP DOP



Stardust LT / SP R



STARDUST SP



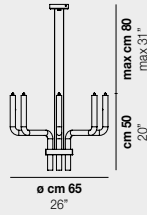
1x48W G9



USA & CANADA cETLus

1x48W G9

STARDUST SP Q



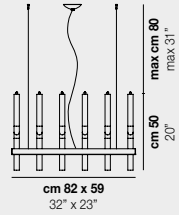
8x48W G9



USA & CANADA cETLus

8x48W G9

STARDUST SP R



12x48W G9



USA & CANADA cETLus

12x48W G9

Collezioni di lampade con braccia in vetro soffiato e lavorato a mano. Le strutture in metallo nascondono un originale sistema di fissaggio dei bracci e del sistema di cablaggio.

Collections of lamps with arms made of blown and handcrafted crystal glass. The metal frames hide an original fastening system of the arms and of the cabling system.

Tonalità del vetro / Glass colour tone



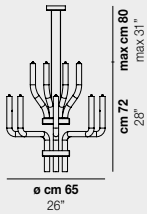
CR/RI

Parti metalliche / Metal parts



NN

STARDUST SP DOP



16x48W G9



USA & CANADA cETLus

16x48W G9



Collezione / Collection

272

301

PEGGY
design Hangar Design Group 2017

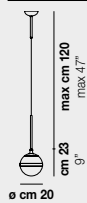






Peggy SP

PEGGY SP



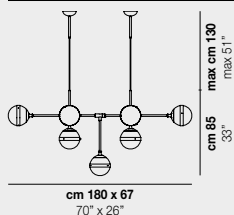
1x60W E14



USA & CANADA

1x40W E12

PEGGY SP 9



9x60W E14




USA & CANADA

9x40W E12

Il vetro soffiato bianco lavorato a mano insieme al metallo lucido color piombo, interpretano la polarità cromatica del black&white con la leggerezza di un segno razionale ed elegante. Con un'installazione di grande effetto, il lighting system Peggy illumina il Café del Peggy Guggenheim Museum di Venezia.

The white, blown handmade glass together with the glossy black metal, with a lead-effect treatment, interpret the polarity between black&white with the lightness of a rational and elegant design. With an impressive installation the lighting system lights up the Museum Café at Peggy Guggenheim Museum in Venice.

Tonalità del vetro / Glass colour tone




BC/LU

Parti metalliche / Metal parts



NEL



OT



Collezione / Collection

Q

278

DIAMANTE

design Barbara Maggiolo 2003



Diamante SP 50 / 1 / G

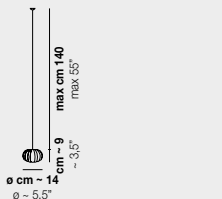


Diamante SP 50



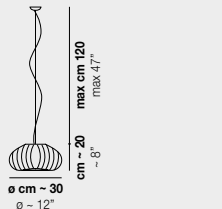
Diamante SP 36

DIAMANTE SP1



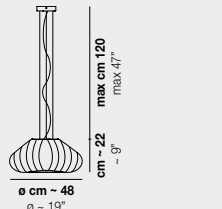
1x60W G9
CE **ERIC CB**
USA & CANADA
 1x60W G9 **B**

DIAMANTE SP G



1x77W E27
CE **ERIC CB**
USA & CANADA
 1x60W E26

DIAMANTE SP 50*



1x77W E27
CE **ERIC CB**
USA & CANADA
 1x60W E26


Massima la versatilità di questa creazione, realizzata con un processo esclusivamente artigianale. Diamante è disponibile in tre misure e può essere installata come sospensione, applique, plafoniera, lampada da tavolo e da terra, a faretto o in una composizione sospesa.

Great versatility for this creation made with a totally handcrafted production. Diamante is available in three sizes and can be used as pendant, sconce, ceiling, table and floor lamp or as part of a cluster.

Tonalità del vetro / Glass colour tone



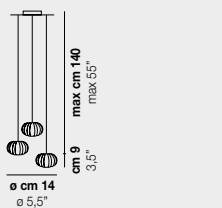
CR



AM

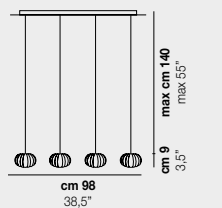
* SP 50 solo CR / SP 50 only CR

DIAMANTE SP 3



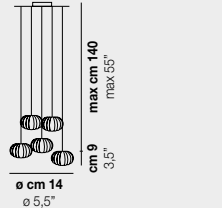
3x60W G9
CE **ERIC CB**
USA & CANADA
 3x60W G9

DIAMANTE SP 4



4x60W G9
CE **ERIC CB**
USA & CANADA
 4x60W G9

DIAMANTE SP 5



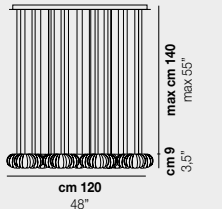
5x60W G9
CE **ERIC CB**
USA & CANADA
 5x60W G9

Parti metalliche / Metal parts



NI

DIAMANTE SP 36



36x60W G9
CE **ERIC CB**
USA & CANADA
 36x60W G9

LED Europe

B 5W-10V-600lm-2.700K



LED USA & Canada

B 5W-10V-600lm-2.700K



Collezione / Collection



228

DAMASCO
design Paolo Crepax 2003

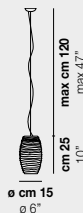


DAMASCO SP P



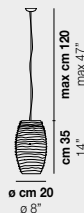
1x60W G9 **A**
 CE ENEC CB CCC PS
 USA & CANADA cETLus
 1x60W G9 **A**

DAMASCO SP M



1x77W E27
 CE ENEC CB CCC PS
 USA & CANADA cETLus
 1x60W E26

DAMASCO SP G



1x77W E27
 CE ENEC CB CCC PS
 USA & CANADA cETLus
 1x60W E26

DAMASCO SP C




1x60W G9 **B**
 CE ENEC CB CCC PS
 USA & CANADA cETLus
 1x60W G9 **B**


Collezione realizzata con la tecnica bozzolo, in cui l'originale decoro diventa un vero e proprio materiale: la sovrapposizione di fili di vetro fuso a creare una texture in rilievo. Damasco è una delle creazioni di più lungo successo, che vede nel tempo versioni sempre nuove.

It is produced with the bozzolo technique, which consists in applying threads of molten glass that create an organic texture. Due to its versatility, it is one of our most successful series which has been developed and extended during the years with new versions.

Tonalità del vetro / Glass colour tone




CR/CR



CR/AM


Parti metalliche / Metal parts



NI

LED Europe

- A** 5W-10V-600lm-2.700K
- B** 5W-10V-600lm-2.700K



LED USA & Canada

- B** 5W-10V-600lm-2.700K
- A** 5W-10V-600lm-2.700K



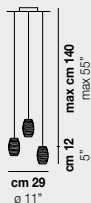
Collezione / Collection





Damasco SP 6 P

DAMASCO SP 3 P



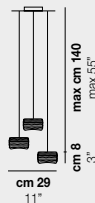
3×60W G9



USA & CANADA cULus

3×60W G9

DAMASCO SP 3 C



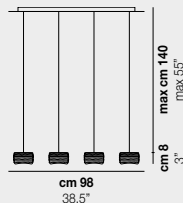
3×60W G9



USA & CANADA cULus

3×60W G9

DAMASCO SP 4 C



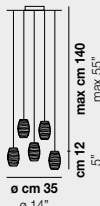
4×60W G9



USA & CANADA cULus

4×60W G9

DAMASCO SP 5 P



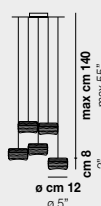
5×60W G9



USA & CANADA cULus

5×60W G9

DAMASCO SP 5 C



5×60W G9



USA & CANADA cULus

5×60W G9

DAMASCO SP 6 P



6×60W G9



USA & CANADA cULus

6×60W G9


Collezione realizzata con la tecnica bozzolo, in cui l'originale decoro diventa un vero e proprio materiale: la sovrapposizione di fili di vetro fuso a creare una texture in rilievo. Damasco è una delle creazioni di più lungo successo, che vede nel tempo versioni sempre nuove.

Due to its versatility, one of our most successful series which has been developed and extended during the years with new versions. It is produced with the bozzolo technique, which consists in applying threads of molten glass that create an organic texture.

Tonalità del vetro / Glass colour tone




CR/CR



CR/AM

Parti metalliche / Metal parts



NI

Collezione / Collection



226



264



306



340

POC

design Barbara Maggiolo 2003







POC SP 16



1x60W G9



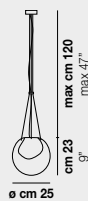
USA & CANADA cETLus

1x60W G9

B

B

POC SP 25



1x60W G9



USA & CANADA cETLus

1x60W G9

POC SP 35



2x60W G9




USA & CANADA cETLus

2x60W G9

L'esclusivo impiego della membrana interna nella collezione Poc genera, come una lente, l'effetto di una sfera composta da due metà. La resa di ogni membrana è diversa, creando per ciascun pezzo dinamiche variazioni di intensità di luce e colore sulla superficie.

The spherical glass presents an internal membrane that acts as a lens to create the illusion of being made in two halves and adds a sense of dynamic change of intensity and colour to the surface, which allows the uniqueness of each piece.

Tonalità del vetro / Glass colour tone




CR/BC



CR/BN *

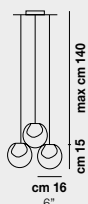
* Cristallo con membrana interna bianco-nera / Crystal with internal membrane white-black.

Parti metalliche / Metal parts



NI

POC SP 16 3



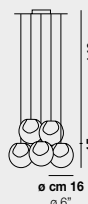
3x60W G9



USA & CANADA cETLus

3x60W G9

POC SP 16 5



5x60W G9



USA & CANADA cETLus

5x60W G9



Collezione / Collection



227

PUPPET

design Romani Sacconi Architetti Associati 2015







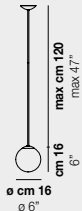


Puppet SP R12



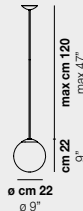
Puppet SP L9 MC1

PUPPET SP P



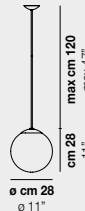
1x60W G9
 CE
 USA & CANADA
 1x60W G9

PUPPET SP M



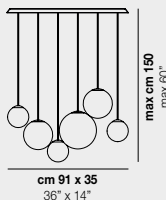
1x60W G9
 CE
 USA & CANADA
 1x60W G9

PUPPET SP G



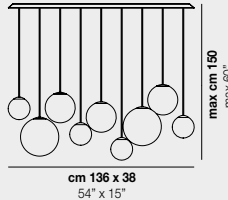
1x60W G9
 CE
 USA & CANADA
 1x60W G9

PUPPET SP L6 *



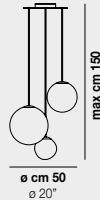
6x60W G9
 CE
 USA & CANADA
 6x60W G9

PUPPET SP L9 *



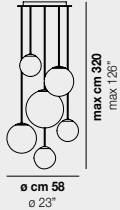
9x60W G9
 CE
 USA & CANADA
 9x60W G9

PUPPET SP R3 *



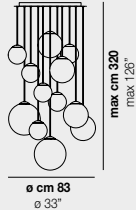
3x60W G9
 CE
 USA & CANADA
 3x60W G9

PUPPET SP R6 *



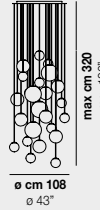
6x60W G9
 CE
 USA & CANADA
 6x60W G9

PUPPET SP R12 *



12x60W G9
 CE
 USA & CANADA
 12x60W G9

PUPPET SP R24 *



24x60W G9
 CE
 USA & CANADA
 24x25W G9

Collezione di lampade con diffusori in vetro soffiato sfumato e rigato irregolarmente. Le braccia del lampadario sono appese singolarmente a piacere del cliente.

Collection of lamps with blown glass diffuser with an original irregularly lined 'dégradé' finish. The arms of the chandelier are hung individually to customer demand.


Tonalità del vetro / Glass colour tone



BC/SF

CR/TR

FU/TR



AM/TR

Parti metalliche / Metal parts



CR



NE

* Rosone AS / Canopy AS

Collezione / Collection



276



297



PUPPET SP 6 P



max ø cm 80
max ø 32"

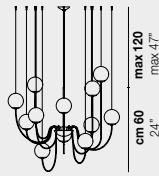
6x60W G9



USA & CANADA

6x60W G9

PUPPET SP 12 P



max ø cm 130
max ø 52"

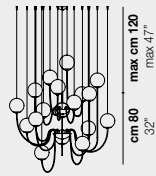
12x60W G9



USA & CANADA

12x60W G9

PUPPET SP 18 P



max ø cm 130
max ø 52"

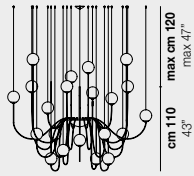
18x60W G9



USA & CANADA

18x40W G9

PUPPET SP 24 P



max ø cm 190
max ø 75"

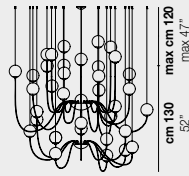
24x60W G9



USA & CANADA

24x25W G9

PUPPET SP 36 P



max ø cm 190
max ø 75"

36x40W G9



USA & CANADA

36x20W G9

Collezione di lampade con diffusori in vetro soffiato sfumato e rigato irregolarmente. Le braccia del lampadario sono appese singolarmente a piacere del cliente.

Collection of lamps with blown glass diffuser with an original irregularly lined 'dégradé' finish. The arms of the chandelier are hung individually to customer demand.

Tonalità del vetro / Glass colour tone




BC/SF



CR/TR



FU/TR



AM/TR

Parti metalliche / Metal parts



CR



NE



Collezione / Collection



276



297

JUBE

design Favaretto&Partners 2017





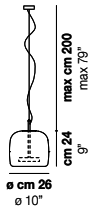


Jube SP G / P





JUBE SP 1 P



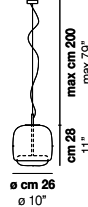
1x19,5W LED 2850 lm · 3.000 K



USA & CANADA cULus

1x19,5W LED 2850 lm · 3.000 K

JUBE SP P



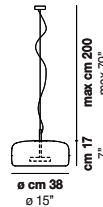
1x19,5W LED 2850 lm · 3.000 K



USA & CANADA cULus

1x19,5W LED 2850 lm · 3.000 K

JUBE SP 1 G



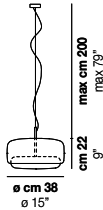
1x19,5W LED 2850 lm · 3.000 K



USA & CANADA cULus

1x19,5W LED 2850 lm · 3.000 K

JUBE SP G



1x19,5W LED 2850 lm · 3.000 K



USA & CANADA cULus

1x19,5W LED 2850 lm · 3.000 K

Essenziale, sinuosa e delicata, nasce dall'unione di due vetri soffiati che, una volta assemblati, danno vita a un gioco di sovrapposizioni e creano un effetto tono su tono dal fascino retrò. Grazie a un potente waterjet, che permette di effettuare sul vetro fori di diametri molto grandi, si integra al meglio la fusione dei due vetri, facendoli apparire come un pezzo unico. Sorgente luminosa a LED.

Essential, sinuous and delicate, Jube was born from the union of two blown glasses that, once assembled together, create an overlapping, ton sur ton effect with a retro charm. Thanks to a powerful waterjet, which perforates glass with holes of a very large diameter, the fusion of the glasses is perfectly integrated, so two glasses look like a single piece. LED light source.

Tonalità del vetro / Glass colour tone



CR




CR/BC



FU/TR



FU/BC



TB



TB/BC



VA



VA/BC

Parti metalliche / Metal parts



OS

archiproducts
DESIGN AWARDS
—
WINNER 2017



STONE

design Hangar Design Group 2017



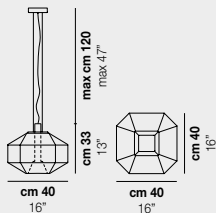
Stone SP





Stone SP

STONE SP



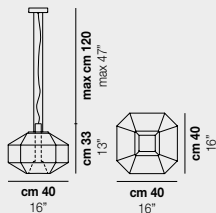
1x48W E14



USA & CANADA

1x40W E12

STONE SP



2W+8W LED 1110 lm · 2.700 k



USA & CANADA

2W+8W LED 1110 lm · 2.700 k

Stone è caratterizzata da volumi quasi scolpiti, dove la leggerezza del vetro soffiato si oppone alla solidità di geometrie lineari. In questo contrappunto, tra l'utilizzo di un materiale che naturalmente tende alla forma tonda e un design rigoroso che impone spigoli e linee ortogonali, si esprime l'equilibrio di una composizione luminosa di carattere, inedita. Sorgente luminosa a LED.

Stone is characterized by almost sculptured volumes, where the lightness of blown glass is opposed to the solidity of linear geometries. In this counterpoint, between the use of a material naturally tending to round shapes, and a rigorous design requiring edges and orthogonal lines, the balance of a bright, original composition is expressed. LED light source.

Tonalità del vetro / Glass colour tone



CR/BC




FU/BC

Parti metalliche / Metal parts



NN



**GOOD
DESIGN
AWARD
2017**

FUTURA

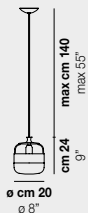
design Hangar Design Group 2015







FUTURA SP P



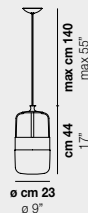
1x77W E27



USA & CANADA cULus

1x60W E26

FUTURA SP M



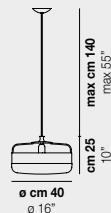
1x77W E27



USA & CANADA cULus

1x60W E26

FUTURA SP G



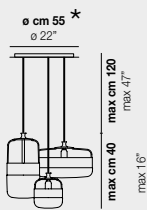
1x77W E27



USA & CANADA cULus

1x60W E26

FUTURA SP 3 *



3x77W E27



USA & CANADA cULus

3x60W E26


Collezione di lampade in vetro soffiato disponibile in cristallo e tre esclusive colorazioni abbinata a differenti finiture dell'anello metallico. Il vetro soffiato è in pezzo unico ma la particolare lavorazione lo rende di colore trasparente nella parte superiore e di colore diffusore nella parte inferiore.

Collection of lamps in blown glass available in transparent and three exclusive colors combined with different finishes of the metal ring. The glass is blown in one piece but the particular handcraft process makes the colour transparent in the upper part and diffuser in the bottom part.


Tonalità del vetro / Glass colour tone



BC/NE



FU/MA




AM/OT



CR/RA

Parti metalliche / Metal parts



NE

* SP 3 Rosone AS / SP 3 Canopy AS



Collezione / Collection



STARNET

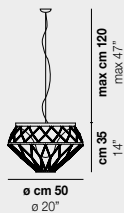
design Gianni Veneziano e Luciana Di Virgilio Veneziano+Team 2015







STARNET SP 1



1x77W E27



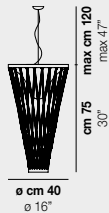
USA & CANADA cETLus

1x60W E26

I F

I F

STARNET SP 2



1x77W E27



USA & CANADA cETLus

1x60W E26


I F

I F

Infinite trame di tessuti di cristallo permettono di realizzare le composizioni preferite e di modificarle a proprio piacimento in qualsiasi momento.


Infinite crystal wefts allow to realize the preferred compositions and to change them anytime on request.

Tonalità del vetro / Glass colour tone



CR

Parti metalliche / Metal parts



BS



CR

LED Europe

I 10W-230V-1120lm-3.000K


F 12,5W-25V-1650lm-3.000K



LED USA & Canada

I 17,5W-120V-1300lm-3.000K

F 12,5W-25V-1650lm-3.000K



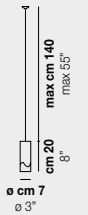
LIO

archivio storico Vetreria Vistosi 1972



Lio SP 5

LIO SP 1 P



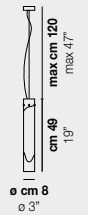
1×60W G9



1×60W G9

A

LIO SP



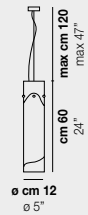
1×100W E27



1×60W E26

C

LIO SP 60



1×77W E27



1×60W E26

C

Ampia gamma di lampade che in un design minimalista e discreto esaltano la sorgente luminosa, grazie alla fascia di vetro traslucida imprigionata tra gli strati del cristallo.

A comprehensive range of lamps that share a minimal, unobtrusive design that makes the most of the light source, which to the translucent white band inserted in the glass.

Tonalità del vetro / Glass colour tone

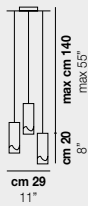


CR/BC



NI

LIO SP 3 P



3×60W G9



3×60W G9

A

LIO SP 3



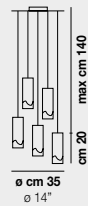
3×100W E27



3×60W E26

C

LIO SP 5 P



5×60W G9



5×60W G9

C

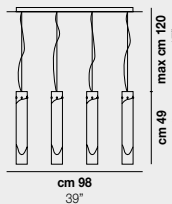
LED Europe

A 5W-10V-600lm-2.700K

C 5W-10V-600lm-2.700K



LIO SP 4



4×100W E27



4×60W E26

A

LIO SP 5



5×100W E27



5×60W E26

C


LED USA & Canada

A 5W-10V-600lm-2.700K

C 5W-10V-600lm-2.700K



Collezione / Collection

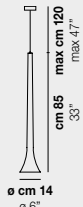


SISSI

design Barbara Maggiolo 2009



SISSI SP



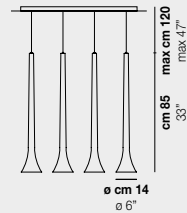
1x75W GU10



USA & CANADA ETLus

1x50W GU10

SISSI SP L4



4x75W GU10



USA & CANADA ETLus

4x50W GU10


Sissi è un'elegante vetro soffiato a forma di cono sottile e sinuoso, adatto per installazioni che richiedono luce diretta.

Sissi is an elegant mouth-blown glass in the shape of a narrow sinuous cone, suitable for installations requiring concentrated light.

Tonalità del vetro / Glass colour tone



BC/LU



CR/RI

Parti metalliche / Metal parts



CR



LACRIMA
design Paolo Crepax 2003



LACRIMA SP P



1×100W E27



USA & CANADA

1×60W E26

LACRIMA SP G



1×100W E27




USA & CANADA

1×60W E26

Realizzata in due dimensioni, grazie alla forma di goccia allungata, Lacrima è la soluzione ideale per vani scale e soffitti alti.

Available in two sizes, thanks to its long teardrop shape, Lacrima is the ideal solution for staircases or high ceilings.

Tonalità del vetro / Glass colour tone



BC/LU

Parti metalliche / Metal parts



NI



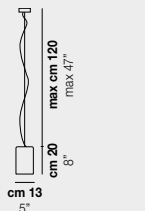
TUBES

design Matthias Hickl per Lissoni Associati 2005



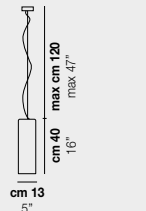
Tubes SP 60 / 90 / 40 / 120

TUBES SP 20



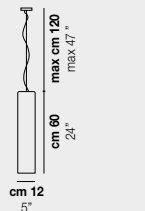
1×100W E27 **C**
CE ENEC
USA & CANADA
 1×60W E26 **C**

TUBES SP 40



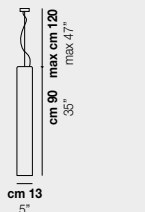
1×100W E27 **C**
CE ENEC
USA & CANADA
 1×60W E26 **C**

TUBES SP 60



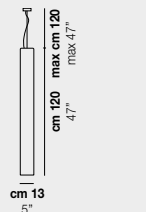
1×100W E27 **C**
CE ENEC
USA & CANADA
 1×60W E26 **C**

TUBES SP 90



1×100W E27 **C**
CE ENEC
USA & CANADA
 1×60W E26 **C**

TUBES SP 120




1×100W E27 **C**
CE ENEC
USA & CANADA
 1×60W E26 **C**

Una serie di cinque elementi lineari di diversa lunghezza in vetro soffiato, che si possono usare come singole sospensioni, lampade a soffitto o in combinazioni multiple.

A series of five elements of straight lines in different lengths, made of mouthblown glass, which can be used as standalone pendants and ceiling fixtures or for multiple combinations.

Tonalità del vetro / Glass colour tone




BC/LU



FU/TR

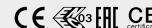
Parti metalliche / Metal parts



NO

LED Europe

C 5W-10V-600lm-2.700K



LED USA & Canada

C 5W-10V-600lm-2.700K



Collezione / Collection



230

IMPLODE

design Gregorio Spini 2011



Implode SP 16



Implode SP 38



Implode SP 50

IMPLODE SP 16



1x60W G9

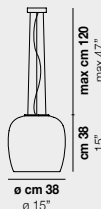


USA & CANADA

1x60W G9

B

IMPLODE SP 38



3x77W E27

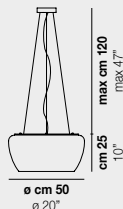


USA & CANADA

3x60W E26

I F

IMPLODE SP 50



3x77W E27



USA & CANADA

3x60W E26

N O

Questa linea rappresenta l'illusione di una superficie creata dall'implosione di un volume. Il vetro, grazie alla sua densità, lascia trasparire le gradazioni di strati multipli di cristallo bianco e trasparente.


A collection that represents the illusion of a surface created by the implosion of a volume. The glass, due to the thickness, shows a gradation of multiple layers of white and transparent crystal.

Tonalità del vetro / Glass colour tone



BC/CR

Parti metalliche / Metal parts



BC

LED Europe

B 5W-10V-600lm-2.700K

I 10W-230V-1120lm-3.000K

F 12,5W-25V-1650lm-3.000K

N 10W-230V-1120lm-3.000K

O 19,5W-39V-2850lm-3.000K



LED USA & Canada

B 5W-10V-600lm-2.700K

I 17,5W-120V-1300lm-3.000K

F 12,5W-25V-1650lm-3.000K

N 17,5W-120V-1300lm-3.000K

O 19,5W-39V-2850lm-3.000K



Collezione / Collection



194



314

BOT

design Gregorio Spini 2011



BOT SP 16



1x60W G9

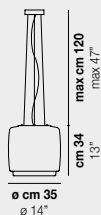


USA & CANADA cETLus

1x60W G9

B

BOT SP 35



3x77W E27

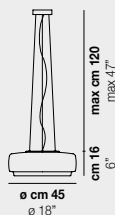


USA & CANADA cETLus

3x60W E26

J G

BOT SP 45



2x77W E27



USA & CANADA cETLus

2x60W E26

J G

Un volume in movimento che ne genera uno nuovo è il concetto rappresentato dalla collezione Bot. Che richiama anche il processo della soffiatura del vetro, in cui il materiale incandescente contiene la luce, prima ancora di avere una forma definitiva.


A collection that represents the idea of a volume in motion, which generates a new one. The concept is also a reminiscence of the process of glass blowing in which the incandescent glass contains the light before it even has a definitive shape.

Tonalità del vetro / Glass colour tone



BC/CR

Parti metalliche / Metal parts



BC

LED Europe

B 5W-10V-600lm-2.700K

J 10W-230V-1120lm-3.000K

G 19,5W-39V-2850lm-3.000K



LED USA & Canada

B 5W-10V-600lm-2.700K

J 17,5W-120V-1300lm-3.000K

G 19,5W-39V-2850lm-3.000K



Collezione / Collection



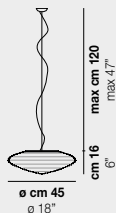
192

SPiRiT
design Marco Acerbis 2013



Sissi SP 37

SPIRIT SP 45



2x77W E27



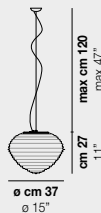
USA & CANADA cETLus

2x60W E26

J G

J G

SPIRIT SP 37



1x77W E27



USA & CANADA cETLus

1x60W E26

I F

I F

Spirit è la forma del diamante soffiata nel vetro. Le particolari rigature, frutto di una lunga ricerca, catturano la luce e la riflettono, nascondendo la sorgente luminosa anche nella versione in cristallo trasparente.

The shape of a diamond blown into glass. The folds are the result of a long process of development that creates a unique light reflection while, even in the transparent crystal version, the source of light is concealed.

Tonalità del vetro / Glass colour tone




BC/LU



CR/TR

Parti metalliche / Metal parts



NI

LED Europe

I 10W-230V-1120lm-3.000K

F 12,5W-25V-1650lm-3.000K

G 19,5W-39V-2850lm-3.000K

J 10W-230V-1120lm-3.000K



LED USA & Canada

I 17,5W-120V-1300lm-3.000K

J 17,5W-120V-1300lm-3.000K

G 19,5W-39V-2850lm-3.000K

F 12,5W-25V-1650lm-3.000K



Collezione / Collection



198



305

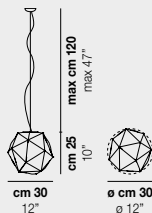
SEMAI

design Alberto Saggia e Valerio Sommella 2015



Semai SP P / G / M

SEMAI SP P



1x77W E27



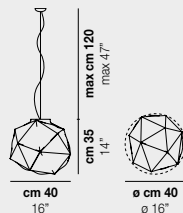
USA & CANADA cETLus

1x60W E26

C

C

SEMAI SP M



1x77W E27



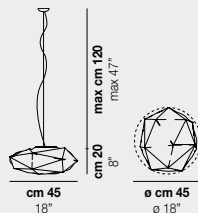
USA & CANADA cETLus

1x60W E26

I F

I F

SEMAI SP G



2x77W E27



USA & CANADA cETLus

2x60W E26

I F

I F

Collezione di lampade in vetro soffiato a bocca all'interno di una gabbia di acciaio. La tecnica di soffiaggio libera rende ciascuna lampada sempre diversa.

Collection of lamps made of a glass mouth blown into a steel cage. This free blowing technique makes each lamp always different.

Tonalità del vetro / Glass colour tone



BC/LU

Parti metalliche / Metal parts



BC

LED Europe

C 5W-10V-600lm-2.700K

F 12,5W-25V-1650lm-3.000K

I 10W-230V-1120lm-3.000K




LED USA & Canada

C 5W-10V-600lm-2.700K

F 12,5W-25V-1650lm-3.000K

I 17,5W-120V-1300lm-3.000K



Collezione / Collection



196

BALANCE

design Pio e Tito Toso 2011



BALANCE SP 24



1x46W E14

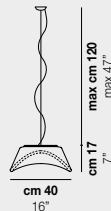


USA & CANADA

1x40W E12

E

BALANCE SP M



2x77W E27

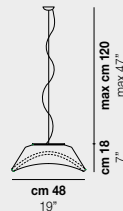


USA & CANADA

2x60W E26

J G

BALANCE SP G



2x77W E27



USA & CANADA


2x60W E26

J G

La traiettoria delle orbite planetarie intorno al sole ispira questa collezione, che ripropone il movimento creato dall'armonia e dall'equilibrio di forze invisibili con vetro e luce.

Inspired by the elliptic orbit of a planet around the sun, a motion that is created by the harmony and balance of unseen forces represented with the glass and the light.

Tonalità del vetro / Glass colour tone



BC/LU

Parti metalliche / Metal parts



NI/BC

LED Europe

E 6W-12V-850lm-3.000K

J 10W-230V-1120lm-3.000K

G 19,5W-39V-2850lm-3.000K



LED USA & Canada

E 6W-12V-850lm-3.000K

J 17,5W-120V-1300lm-3.000K

G 19,5W-39V-2850lm-3.000K



Collezione / Collection



206



254

SURFACE

design Giovanni Barbato 2017

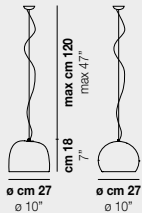


Surface SP P





SURFACE SP P



1x77W E27

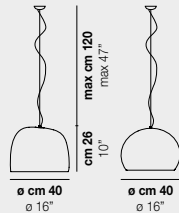


USA & CANADA cETLus

1x60W E26

C

SURFACE SP G



1x77W E27



USA & CANADA cETLus

1x60W E26

C

C

Surface ridefinisce il concetto di forma: è l'evoluzione del vetro verso una forma mutante. È una geometria unica generata dall'intersezione di due corpi solidi, assume forme diverse, a seconda dell'angolo di osservazione, consentendo all'osservatore di interpretarli ancora e ancora.

Surface redefines the concept of shape: it is the evolution of glass to a mutating shape. It's unique geometry generated by the intersection of two solid bodies, assumes different forms, depending on the angle of observation, allowing the observer to interpret them again and again.

Tonalità del vetro / Glass colour tone



BC/FU



BC




BC/TB



BC/VA

Parti metalliche / Metal parts



NI

LED Europe

C 5W-10V-600lm-2.700K



LED USA & Canada

C 5W-10V-600lm-2.700K

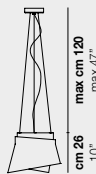


ARIA

design Giovanni Barbato 2017



ARIA SP



ø cm 35
ø 14"

1×77W E27

CE ENEC

USA & CANADA

1×60W E26


Due vetri semplicemente appoggiati a un anello rendono la montatura elemento significativo e caratterizzante della lampada, valorizzando la leggerezza del vetro. I tagli inclinati dei vetri permettono infinite composizioni.

Two glasses simply fixed on a ring make the frame a significant feature of the lamp and give more value to the lightness of the glass. Slanted-cut glass allows infinite compositions.


Tonalità del vetro / Glass colour tone



BC/SF



BC/CM




BC/RA

Parti metalliche / Metal parts



NL



WITHWHITE

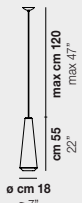
design Mauro Olivieri 2009



Whitwhite SP 26 X / 18 p / 36 P / P / 46 G

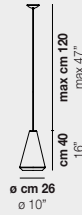


WITHWHITE SP P



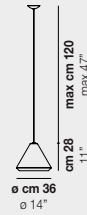
1x77W E27
CE ENEC
USA & CANADA
 1x60W E26

WITHWHITE SP M



1x77W E27
CE ENEC
USA & CANADA
 1x60W E26

WITHWHITE SP G



1x77W E27
CE ENEC
USA & CANADA
 1x60W E26

Collezione di cinque elementi singoli in vetro soffiato satinato, che possono essere installati sia come sospensioni che come lampade da soffitto, ideali per lampadine a risparmio energetico. Le versioni con doppio vetro prevedono un sistema a doppio interruttore.


A collection of five single elements in matt-finish blown glass, which can be installed as pendants or ceiling fixtures and are ideal for energy saving bulbs. The double glass versions allow a double switch system.

Tonalità del vetro / Glass colour tone




BC/ST

Parti metalliche / Metal parts



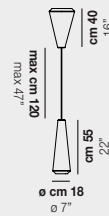
BC

WITHWHITE SP X



1x77W E27
CE ENEC
USA & CANADA
 1x60W E26

WITHWHITE SP 26 P



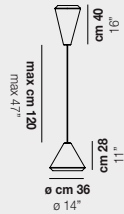
1x77W+1x77W E27
CE ENEC
USA & CANADA
 1x60W+1x60W E26

WITHWHITE SP 26 M



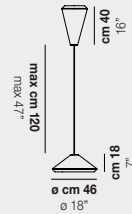
1x77W+1x77W E27
CE ENEC
USA & CANADA
 1x60W+1x60W E26

WITHWHITE SP 26 G



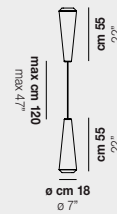
1x77W+1x77W E27
CE ENEC
USA & CANADA
 1x60W+1x60W E26

WITHWHITE SP 26 X



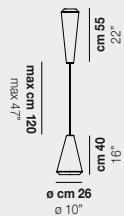
1x77W+1x77W E27
CE ENEC
USA & CANADA
 1x60W+1x60W E26

WITHWHITE SP 18 P



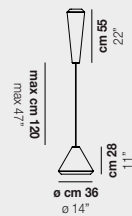
1x77W+1x77W E27
CE ENEC
USA & CANADA
 1x60W+1x60W E26

WITHWHITE SP 18 M



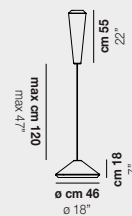
1x77W+1x77W E27
CE ENEC
USA & CANADA
 1x60W+1x60W E26

WITHWHITE SP 18 G



1x77W+1x77W E27
CE ENEC
USA & CANADA
 1x60W+1x60W E26

WITHWHITE SP 18 X

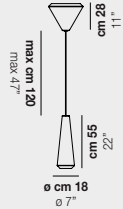


1x77W+1x77W E27
CE ENEC
USA & CANADA
 1x60W+1x60W E26



Whitwhite SP P / M / G

WITHWHITE SP 36 P



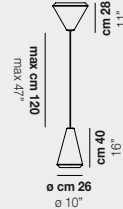
1x77W+1x77W E27



USA & CANADA

1x60W+1x60W E26

WITHWHITE SP 36 M



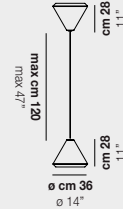
1x77W+1x77W E27



USA & CANADA

1x60W+1x60W E26

WITHWHITE SP 36 G



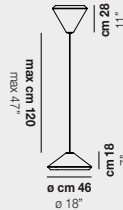
1x77W+1x77W E27



USA & CANADA

1x60W+1x60W E26

WITHWHITE SP 36 X



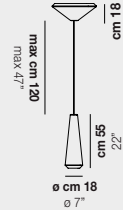
1x77W+1x77W E27



USA & CANADA

1x60W+1x60W E26

WITHWHITE SP 46 P



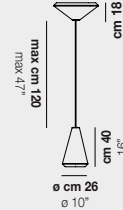
2x77W+1x77W E27



USA & CANADA

2x60W+1x60W E26

WITHWHITE SP 46 M



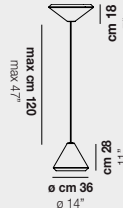
2x77W+1x77W E27



USA & CANADA

2x60W+1x60W E26

WITHWHITE SP 46 G



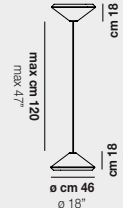
2x77W+1x77W E27



USA & CANADA

2x60W+1x60W E26

WITHWHITE SP 46 X



2x77W+1x77W E27




USA & CANADA

2x60W+1x60W E26

Collezione di cinque elementi singoli in vetro soffiato satinato, che possono essere installati sia come sospensioni che come lampade da soffitto, ideali per lampadine a risparmio energetico. Le versioni con doppio vetro prevedono un sistema a doppio interruttore.


A collection of five single elements in matt-finish blown glass, which can be installed as pendants or ceiling fixtures and are ideal for energy saving bulbs. The double glass versions allow a double switch system.

Tonalità del vetro / Glass colour tone



BC/ST

Parti metalliche / Metal parts



BC

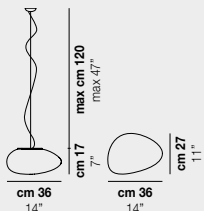


NEOCHIC
design Chiaramonte & Marin 2013



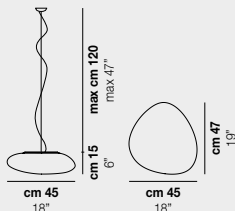
Neochic SP G / R / P / M

NEOCHIC SP P



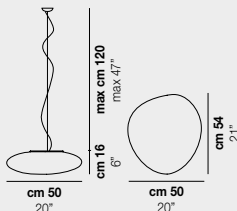
1x77W E27 **I F**
CE **RoHS** **ERC CB** **CCC**
USA & CANADA **cETLus**
 1x60W E26 **I F**

NEOCHIC SP M



2x77W E27 **J G**
CE **RoHS** **ERC CB** **CCC**
USA & CANADA **cETLus**
 2x60W E26 **J G**

NEOCHIC SP G

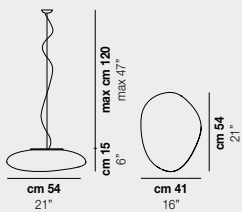


2x77W E27 **J G**
CE **RoHS** **ERC CB** **CCC**
USA & CANADA **cETLus**
 2x60W E26 **J G**

Trae ispirazione dall'effetto di acqua e vento sulla pietra il design di questa collezione di lampade. Le curve morbide e la superficie levigata incontrano il vetro soffiato in un modello di estrema semplicità, adatto a qualsiasi contesto d'arredo.

The design of this collection is inspired by the effect that water and wind make on a stone. The versatility of this lamp, ideal for any kind of decoration, comes from a recognizable and simple form.

NEOCHIC SP R




2x77W E27 **J G**
CE **RoHS** **ERC CB** **CCC**
USA & CANADA **cETLus**
 2x60W E26 **J G**

Tonalità del vetro / Glass colour tone



BC/ST

Parti metalliche / Metal parts



NI

LED Europe

I 10W-230V-1120lm-3.000K	CE RoHS ERC CB CCC
F 12,5W-25V-1650lm-3.000K	CE RoHS ERC CB CCC
J 10W-230V-1120lm-3.000K	CE RoHS ERC CB CCC
G 19,5W-39V-2850lm-3.000K	CE RoHS ERC CB CCC

LED USA & Canada

I 17,5W-120V-1300lm-3.000K	cETLus
F 12,5W-25V-1650lm-3.000K	cETLus
J 17,5W-120V-1300lm-3.000K	cETLus
G 19,5W-39V-2850lm-3.000K	cETLus

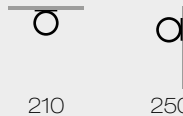


LED G



LED J

Collezione / Collection



LUCCIOLA

archivio storico Vetreria Vistosi 1981



Lucciola SP G

LUCCIOLA SP 18



1x46W E14

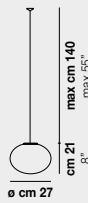


USA & CANADA

1x40W E12

E

LUCCIOLA SP 27



1x46W E14

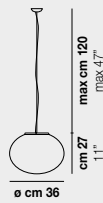


USA & CANADA

1x40W E12

E

LUCCIOLA SP P



1x77W E27



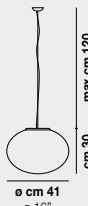
USA & CANADA

1x60W E26

I F

I F

LUCCIOLA SP M



1x77W E27



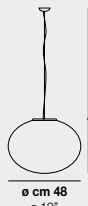
USA & CANADA

1x60W E26

I F

I F

LUCCIOLA SP G



1x77W E27



USA & CANADA

1x60W E26

I F

I F

Una delle più versatili collezioni. La sua forma ovale in vetro soffiato satinato è disponibile in diverse dimensioni, che si prestano a innumerevoli combinazioni d'installazione.


One of our most versatile series. Its oval and mouth-blown matt glass shape is available in different sizes, which can be combined to offer multiple possibilities.

Tonalità del vetro / Glass colour tone



BC/ST

Parti metalliche / Metal parts



NI

LED Europe

E 6W-12V-850lm-3.000K

I 10W-230V-1120lm-3.000K

F 12,5W-25V-1650lm-3.000K



LED USA & Canada

E 6W-12V-850lm-3.000K

I 17,5W-120V-1300lm-3.000K

F 12,5W-25V-1650lm-3.000K



Collezione / Collection



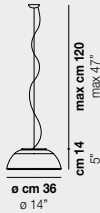
INFINITA

design Renato Toso, Noti Massari & Associati 2009



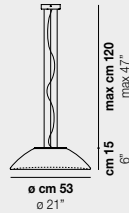
Infinita SP 80

INFINITA SP 36



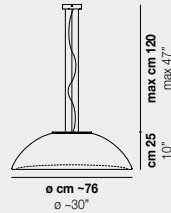
1x77W E27 **I F**
CE **ERICB**
USA & CANADA
 1x60W E26 **I F**

INFINITA SP 53



2x77W E27 **J G**
CE **ERICB**
USA & CANADA
 2x60W E26 **J G**

INFINITA SP 80



5x77W E27 **N O**
CE **ERICB**
USA & CANADA
 5x60W E26 **N O**

In versione sospensione o applique, è la risposta alla sempre crescente domanda di lampade di grandi dimensioni con portalampade multipli. Offre un'ampia superficie nonostante una montatura metallica essenziale.


Available as pendant or ceiling lamp. A response to a growing demand for large lamps with multiple sockets. Its main advantage is a considerable lighting surface with a minimum metal body.

Tonalità del vetro / Glass colour tone



BC/ST

Parti metalliche / Metal parts



BC

LED Europe

I 10W-230V-1120lm-3.000K	CE ERICB
F 12,5W-25V-1650lm-3.000K	CE ERICB
J 10W-230V-1120lm-3.000K	CE ERICB
G 19,5W-39V-2850lm-3.000K	CE ERICB
N 10W-230V-1120lm-3.000K	CE ERICB
O 19,5W-39V-2850lm-3.000K	CE ERICB

LED USA & Canada

I 17,5W-120V-1300lm-3.000K	
F 12,5W-25V-1650lm-3.000K	
J 17,5W-120V-1300lm-3.000K	
G 19,5W-39V-2850lm-3.000K	
N 17,5W-120V-1300lm-3.000K	
O 19,5W-39V-2850lm-3.000K	



Collezione / Collection



214

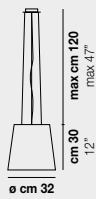
NAXOS

archivio storico Vetreria Vistosi 1988



Naxos SP 50

NAXOS SP 50



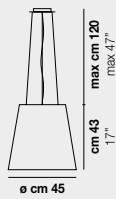
3x77W E27

CE ENEC

USA & CANADA

3x60W E26

NAXOS SP 76



3x77W E27

CE ENEC

USA & CANADA

3x60W E26

Collezione di lampade da tavolo, sospensioni e piantane dal design riconoscibile, che esalta la qualità del vetro satinato.


A collection of table lamps, pendants and floor lamps with a recognizable design that maximizes the quality of the matt-finish glass.

Tonalità del vetro / Glass colour tone



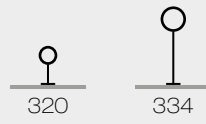
BC/ST

Parti metalliche / Metal parts



NI

Collezione / Collection

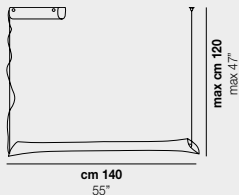


LEPANTO
design Luciano Vistosi 1968



Lepanto SP FL

LEPANTO SP FL



1x54W G5

CE ENEC

USA & CANADA

1x54W G5

Lepanto è una vera scultura in vetro di Murano, che richiede grande abilità tecnica nella realizzazione. La finitura del vetro 'pulegoso' che la caratterizza, trasforma la superficie in una raffinata texture naturale.

A light sculpture of classical inspiration made of Murano glass, which requires a high degree of technical skill. The 'pulegoso' finish adds a unique organic texture to the surface of the glass.

Tonalità del vetro / Glass colour tone



BC/PU

Parti metalliche / Metal parts



NI



Collezione / Collection



330

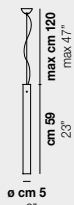
CANDELA

studio tecnico Vetreria Vistosi 2005



Candela SP

CANDELA SP



1×60W G9



USA & CANADA

1×60W G9

Sospensione in vetro soffiato incamiciato.
Le dimensioni ridotte del corpo tubolare
richiedono un'elevata maestria nella fase di
soffiatura, per garantire uno spessore omogeneo.

*A pendant made with blown cased glass. Due
to its narrow diameter a good deal of skill
is necessary to blow a piece of it with even
thickness.*

Tonalità del vetro / Glass colour tone



BC/LU

Parti metalliche / Metal parts



CR



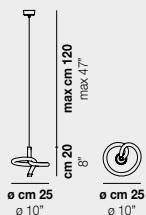
NODO

design Pio e Tito Toso 2015



Nodo SP 25 / 40

NODO SP 25



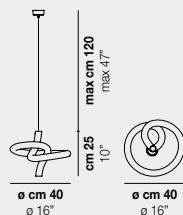
1×48W G9

CE ENEC

USA & CANADA

1×48W G9

NODO SP 40



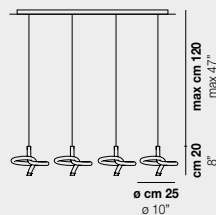
1×48W G9

CE ENEC

USA & CANADA

1×48W G9

NODO SP 25 L4



4×48W G9

CE ENEC

USA & CANADA

4×48W G9

Elemento soffiato e lavorato a mano libera.
Disponibile in due dimensioni anche componibili a piacere. Illuminazione direzionale verso il basso e diffusa nell'ambiente.

Freehand-blown element. Available in two sizes also for custom installations. Directional lighting downward and widespread in the ambient.

Tonalità del vetro / Glass colour tone



BC/LU

Parti metalliche / Metal parts



CR



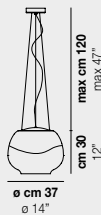
MIRAGE

design Giovanni Barbato 2017



Mirage SP

MIRAGE SP



1x19,5W **LED*** 2850 lm · 3.000 K

CE ENEC

USA & CANADA 

1x15W **LED** 2050 lm · 3.000 K

* LED potenziato a 2.850 lm / *LED power increased to 2.850 lm*

Il vetro soffiato restituisce alla luce il suo ruolo centrale, direzionandola e diffondendola nell'ambiente in modo confortevole, sottolineandone la luminosità. Sorgente luminosa LED.

The blown glass gives light its central role, by comfortably directing and spreading it in the environment, and emphasizing its brightness. LED lighting source.


Tonalità del vetro / *Glass colour tone*



BC/CR



BC/AM



BC/FU

Parti metalliche / *Metal parts*



BC



CRISTALLINA

design Romani Sacconi Architetti Associati 2017



Cristallina SP

CRISTALLINA SP



1x12,5W LED 1650 lm · 3.000 K

CE ENEC

USA & CANADA 

1x12,5W LED 1650 lm · 3.000 K

L'idea guida della collezione si sviluppa attorno a un paralume, caratterizzato dalla bombatura sulla sommità e dalla tecnica dello sfumato nel cristallo, che permette alla luce di irradiarsi e diffondersi in modo confortevole nell'ambiente. Sorgente luminosa a LED.

The main idea of the collection is built around a lampshade, characterized by the convexity at the top and the sfumato technique of the crystal, which allows light to radiate and spread comfortably in the environment. LED light source.

Tonalità del vetro / Glass colour tone



BC/SF




CR/MF




NE/SF

Parti metalliche / Metal parts



BO



NEO



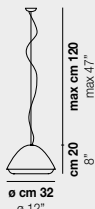
KIRA

design Alberto Saggia e Valerio Sommella 2017



Kira SP P

KIRA SP P



1x77W E27



USA & CANADA

1x60W E26


C

C

Kira è una famiglia di lampade che combina il vetro soffiato con il metallo, generando una serie di apparecchi composti da due metà antitetiche: un diffusore in vetro cristallo, decorato e impreziosito da una ricca texture superficiale, sormontato da un cappello in metallo tornito, dall'aspetto più minimale e pulito. Questa collezione combina forme contemporanee alla preziosità e allo sfarzo luminoso del cristallo dei classici lampadari veneziani.


Kira is a collection of lamps combining metal with blown glass. The result is a set of lighting systems composed of two antithetical halves: a diffuser in crystal glass, decorated and embellished with a rich surface texture, topped with a turned metal cap, with a minimal and simple look. This collection combines contemporary forms to the preciousness and brightness of classical Venetian crystal chandeliers.

Tonalità del vetro / Glass colour tone




CR/BT


Parti metalliche / Metal parts



BV



NEO



OT

LED Europe

C 5W-10V-600lm-2.700K



LED USA & Canada

C 5W-10V-600lm-2.700K



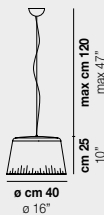
CLOTH

design Romani Saccani Architetti Associati 2009



Cloth SP G

CLOTH SP G



1x77W E27




USA & CANADA

1x60W E26


La complessa soffiatura di Cloth trasforma il vetro in un tessuto increspato, di grande effetto. Nella versione cromata, grazie ad un'esclusiva finitura esterna, Cloth è metallizzata quando è spenta, e assume un tono caldo beige scuro quando viene accesa.

Unique blown glass that seems to turn into pleated fabric, making this collection a real eye catcher. The chrome version has an exclusive outer chrome coating that looks metallic when the lamp is off, but turns to dark beige when the lamp is on.

Tonalità del vetro / Glass colour tone



BC/ST



BC/CM

Parti metalliche / Metal parts



CR



Collezione / Collection



252



315



335

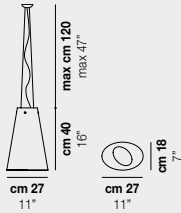
CLEO

design Barbara Maggiolo 2009



Cleo SP / G

CLEO SP



1×77W E27



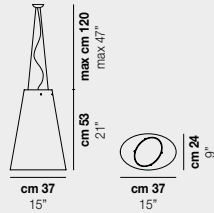
USA & CANADA

1×60W E26

C

C

CLEO SP G



1×77W E27



USA & CANADA

1×60W E26

C

C

Questa linea di lampade è caratterizzata dalla suggestione prodotta dalla rottura della simmetria. La forma del vetro è infatti definita da due ellissi non allineate, per cui al cambiare l'angolo di osservazione si ottengono effetti diversi.

The main characteristic of this collection is the shape of the glass, which presents an upper ellipsis that is not aligned with the bottom one, breaking its symmetry and creating a sense of change when the lamp is seen from different angles.

Tonalità del vetro / Glass colour tone



BC/LU


Parti metalliche / Metal parts



NI

LED Europe

C 5W-10V-600lm-2.700K



LED USA & Canada

C 5W-10V-600lm-2.700K

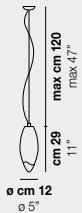


BACO
design Mauro Olivieri 1998



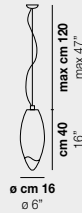
Baco SP 5

BACOSP P



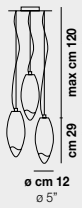
1x70W E27 **C**
CE **EneC**
USA & CANADA
 1x70W E26 **C**

BACOSP G



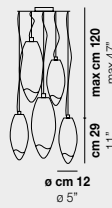
1x70W E27 **C**
CE **EneC**
USA & CANADA
 1x70W E26 **C**

BACOSP 3



3x70W E27
CE **EneC**
USA & CANADA
 3x70W E26

BACOSP 5




5x70W E27
CE **EneC**
USA & CANADA
 5x70W E26

Esclusiva sospensione a forma di lacrima, soffiata a bocca con una tecnica che trascolora il vetro di Murano dai toni del bianco al trasparente. Disponibile in due misure.

Unique teardrop-shaped pendant light in mouthblown Murano glass with a shaded-tone technique from pure white to transparent. Available in two sizes.

Tonalità del vetro / Glass colour tone



BC/SF

Parti metalliche / Metal parts



NI


LED Europe

C 5W-10V-600lm-2.700K



LED USA & Canada

C 5W-10V-600lm-2.700K



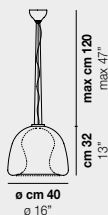
NARANZA

archivio storico Vetreria Vistosi 1965 - restyling 2007



Naranza SP G

NARANZA SP P



1x77W E27



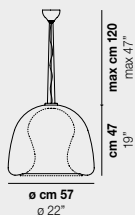
USA & CANADA cETLus

1x60W E26

C

C

NARANZA SP G



1x77W E27



USA & CANADA cETLus

1x60W E26

L'originalità delle sue linee si ispira alla forma della medusa ed è realizzata dall'accoppiamento di due componenti in vetro che richiedono estrema maestria nella soffiatura e nel taglio.

An impressive focal point, with a unique shape, inspired by the jellyfish and made of two glass components that require state of the art glass blowing and cutting techniques.

Tonalità del vetro / Glass colour tone



SE/CR

Parti metalliche / Metal parts



CR

LED Europe

C 5W-10V-600lm-2.700K



LED USA & Canada

C 5W-10V-600lm-2.700K



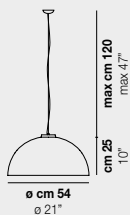
DRESS

studio tecnico Vetreria Vistosi 2005



Dress SP G

DRESS SP G



1x77W E27



USA & CANADA

1x60W E26

Il design essenziale di Dress si armonizza a qualsiasi atmosfera. Disponibile come sospensione.

Available as a pendant light, Dress offers a clean design that can be adapted to any contemporary atmosphere.

Tonalità del vetro / Glass colour tone



BC/LU

Parti metalliche / Metal parts



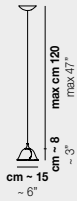
CR

NINFEA

design Oriano Favaretto 2009



NINFEA SP P



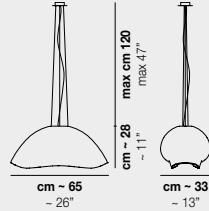
1x60W G9



USA & CANADA cETLus

1x60W G9

NINFEA SP G



1x77W E27



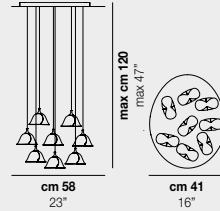
USA & CANADA cETLus

1x60W E26

C

C

NINFEA SP 8 P



8x60W G9



USA & CANADA cETLus

8x60W G9

Design elegante e produzione artigianale che esaltano al massimo le caratteristiche del vetro muranese. Una collezione versatile in termini di misure, colori e tipologie, che si adatta a qualsiasi contesto d'arredo.

Elegant hand-worked design that makes the most of Murano glass properties. The choice of sizes, colours and types makes Ninfea suitable for any context.

Tonalità del vetro / Glass colour tone



BC/LU

Parti metalliche / Metal parts



CR

LED Europe

C 5W-10V-600lm-2.700K



LED USA & Canada

C 5W-10V-600lm-2.700K



BOLLE

design Barbara Maggiolo 2009



Bolle SP 45



Bolle SP G

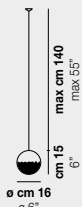
BOLLE

design Barbara Maggiolo 2009



Bolle SP 45 / 35 / G / P

BOLLE SP P



1x60W G9



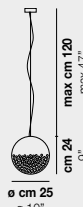
USA & CANADA

1x60W G9

B

B

BOLLE SP G



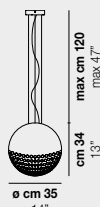
1x77W E27



USA & CANADA

1x60W E26

BOLLE SP 35



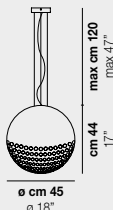
1x77W E27



USA & CANADA

1x60W E26

BOLLE SP 45



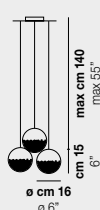
3x77W E27



USA & CANADA

3x60W E26

BOLLE SP 3 P



3x60W G9



USA & CANADA

3x60W G9

La caratteristica texture di questa collezione viene dalla tecnica baloton, che consiste nell'inserimento di bolle d'aria nel vetro durante la lavorazione. L'effetto "tessuto" che si ottiene moltiplica i riflessi sulla superficie della sfera.

The main characteristic of this collection of lamps produced with the baloton technique is the insertion of bubbles of air in the glass during its production, that create multiple reflections and add an organic texture on the surface of the sphere.

Tonalità del vetro / Glass colour tone



BC/BO



CR/BO

Parti metalliche / Metal parts




NI

LED Europe

B 5W-10V-600lm-2.700K

C 5W-10V-600lm-2.700K



LED USA & Canada

B 5W-10V-600lm-2.700K

C 5W-10V-600lm-2.700K



Collezione / Collection



222



324

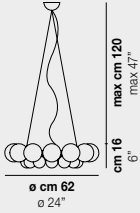
24PEARLS

design Romani Sacconi Architetti Associati 2009



24Pearls SP

24PEARLS SP



12x33W G9



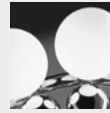
USA & CANADA

12x33W G9

Caratterizzano questa collezione due corolle di sfere in vetro soffiato nei colori bianco e cromato, disposte sugli anelli della montatura a due livelli, per creare un caleidoscopico effetto di luce e riflessi.

A composition made with two series of blown glass spheres in chrome and white colours and arranged in a two level ring that creates a kaleidoscopic effect of light and reflection.

Tonalità del vetro / *Glass colour tone*



BC/CM

Parti metalliche / *Metal parts*



CR

RINA

design Barbara Maggiolo 2009







Rina SP 60

RINA SP 16



1x60W G9

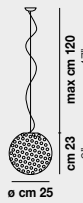


USA & CANADA cETLus

1x60W G9

B

RINA SP 25



1x77W E27

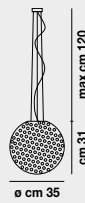


USA & CANADA cETLus

1x60W E26

C

RINA SP 35C



1x77W E27



USA & CANADA cETLus

1x60W E26

I F

I F

RINA SP 45C



3x77W E27



USA & CANADA cETLus

3x60W E26

I F

I F

RINA SP 60



3x77W E27



USA & CANADA cETLus

3x60W E26

J G

J G

Si ispira al tarassaco, del quale ricorda il pappo, grazie alla leggera texture della superficie, realizzata con la tradizionale tecnica delle murrine. Rina è disponibile in cinque misure che si possono combinare in un'ampia gamma di installazioni a sospensione, applique e da soffitto.

Inspired by the dandelion flower and using the traditional murrina technique, which creates an organic light texture, Rina is available in five sizes that can be combined in a wide range of pendant, ceiling and wall lights.

Tonalità del vetro / Glass colour tone



BC/MU

Parti metalliche / Metal parts



NI

LED Europe

B 5W-10V-600lm-2.700K


C 5W-10V-600lm-2.700K

I 10W-230V-1120lm-3.000K

F 12,5W-25V-1650lm-3.000K

J 10W-230V-1120lm-3.000K

G 19,5W-39V-2850lm-3.000K



LED USA & Canada

B 5W-10V-600lm-2.700K


C 5W-10V-600lm-2.700K

I 17,5W-120V-1300lm-3.000K

F 12,5W-25V-1650lm-3.000K

J 17,5W-120V-1300lm-3.000K

G 19,5W-39V-2850lm-3.000K



Collezione / Collection



220



316

GIOGALI
design Angelo Mangiarotti 1967

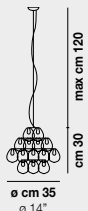


Giogali SP 3-E





GIOGALI SP 35



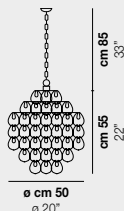
1x77W E27



USA & CANADA

1x60W E26

GIOGALI SP 3E



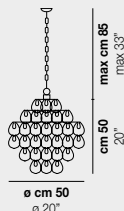
3x77W E27



USA & CANADA

3x60W E26

GIOGALI SP 50



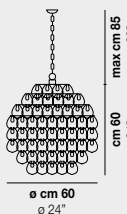
1x77W E27



USA & CANADA

1x60W E26

GIOGALI SP 60



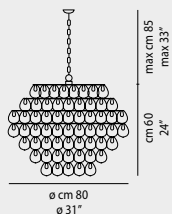
3x77W E27



USA & CANADA

3x60W E26

GIOGALI SP 80



5x77W E27



USA & CANADA

5x60W E26

Un sistema decorativo d'illuminazione basato sull'elemento del gancio di cristallo componibile. Disponibile in diversi colori, montabile in versione da tavolo, da soffitto, sospensione, da parete e da terra. Può essere impiegato in grandi lampadari e strutture di qualsiasi dimensione.

A decorative lighting system based on a single element, the handmade glass hook. It is available in different colours, as standard table, ceiling, pendant, wall fixture and floor. It can also be arranged to offer chandeliers and structures of any dimension.

Tonalità del vetro / Glass colour tone



CR/TR



CR/FU



CR/AM



BC



NE



CR/AG



CR/OR



CR/BR



CR/RA




CR/NN

Parti metalliche / Metal parts



CR



BR



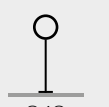
Collezione / Collection



238



268



342

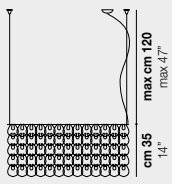




Giogali SP RE 1 B

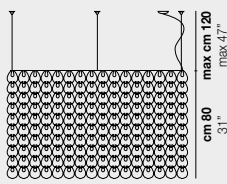


GIOGALI SP RE2



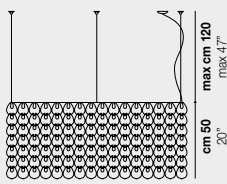
3x77W E27
CE ENEC **USA & CANADA**
 3x60W E26

GIOGALI SP RE1



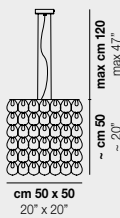
10x77W E27
CE ENEC **USA & CANADA**
 10x60W E26

GIOGALI SP RE1B



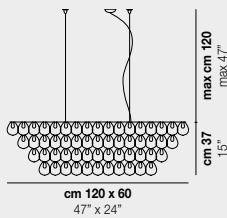
10x77W E27
CE ENEC **USA & CANADA**
 10x60W E26

GIOGALI SP CUB



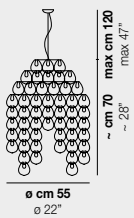
3x77W E27
CE ENEC CB **USA & CANADA**
 3x60W E26

GIOGALI SP OV1



4x77W E27
CE ENEC CB **USA & CANADA**
 4x60W E26

GIOGALI SP JEL



1x77W E27
CE ENEC CB **USA & CANADA**
 1x60W E26

Un sistema decorativo d'illuminazione basato sull'elemento del gancio di cristallo componibile. Disponibile in diversi colori, montabile in versione da tavolo, da soffitto, sospensione, da parete e da terra. Può essere impiegato in grandi lampadari e strutture di qualsiasi dimensione.

A decorative lighting system based on a single element, the handmade glass hook. It is available in different colours, as standard table, ceiling, pendant, wall fixture and floor. It can also be arranged to offer chandeliers and structures of any dimension.

Tonalità del vetro / Glass colour tone



CR/TR



CR/FU



CR/AM



BC



NE



CR/AG



CR/OR



CR/BR



CR/RA



CR/NN

Parti metalliche / Metal parts



CR



BR

Collezione / Collection



238



268



342

MINIGIOGALI

design Angelo Mangiarotti 1967 - restyling 2009

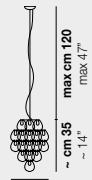






Minigiogali SP 25

MINIGIOTALI SP 25



ø cm 25
ø 10"

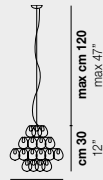
1×60W G9



USA & CANADA

1×60W G9

MINIGIOTALI SP 35



ø cm 35
ø 14"

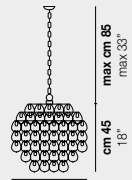
1×77W E27



USA & CANADA

1×60W E26

MINIGIOTALI SP 3E



ø cm 50
ø 20"

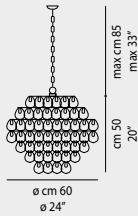
3×77W E27



USA & CANADA

3×60W E26

MINIGIOTALI SP 60



ø cm 60
ø 24"

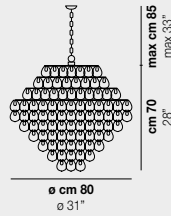
3×77W E27



USA & CANADA

3×60W E26

MINIGIOTALI SP 80



ø cm 80
ø 31"

5×77W E27



USA & CANADA

5×60W E26

La versione ridotta di Giogali, che permette di impiegare i ganci in cristallo per installazioni a parete di minori dimensioni, standard o su misura.

The reduced version of Giogali uses glass hooks for smaller wall installations, standard or custom-made.

Tonalità del vetro / Glass colour tone



CR/TR



CR/FU



CR/AM



BC



NE



CR/AG



CR/OR



CR/BR



CR/RA



CR/NN

Parti metalliche / Metal parts



CR



BR

Collezione / Collection



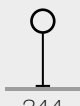
242



266



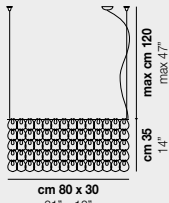
299



344

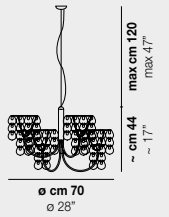


MINIGIOGALI SP RE2



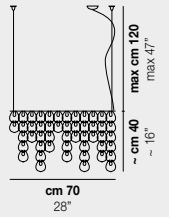
3x77W E27
 CE ENEC CB CCC PS
 USA & CANADA cULus
 3x60W E26

MINIGIOGALI SP CHA



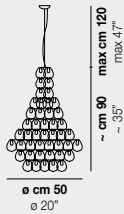
6x60W G9
 CE ENEC CCC PS
 USA & CANADA cULus
 6x60W G9

MINIGIOGALI SP CLO



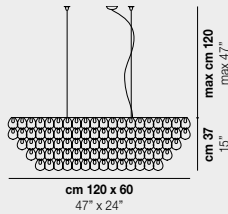
3x60W G9
 CE ENEC CB CCC PS
 USA & CANADA cULus
 3x60W G9

MINIGIOGALI SP CLA



3x77W E27
 CE ENEC CCC PS
 USA & CANADA cULus
 3x60W E26

MINIGIOGALI SP OV1



4x77W E27
 CE ENEC CB CCC PS
 USA & CANADA cULus
 4x60W E26

La versione ridotta di Giogali, che permette di impiegare i ganci in cristallo per installazioni di minori dimensioni, standard o su misura.

The reduced version of Giogali uses glass hooks for smaller wall installations, standard or custom-made.

Tonalità del vetro / Glass colour tone



CR/TR



CR/FU



CR/AM



BC



NE



CR/AG



CR/OR



CR/BR



CR/RA



CR/NN

Parti metalliche / Metal parts



CR



BR

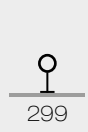
Collezione / Collection



242



266



299



344

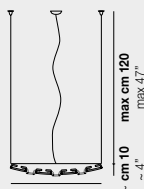
GIOGALI3D

design Angelo Mangiarotti 2005



Giogali3D SP 90

GIOGALI3D SP 50



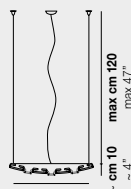
4x60W G9



USA & CANADA

4x60W G9

GIOGALI3D SP 90



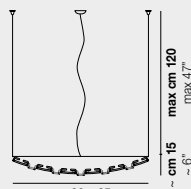
4x60W G9



USA & CANADA

4x60W G9

GIOGALI3D SP 100



4x60W G9



USA & CANADA

4x60W G9

La versione 3D di Giogali permette di creare strutture sia orizzontali che verticali, incatenando tra loro i ganci di cristallo, per installazioni standard o su misura.

The 3D version of Giogali gives the possibility of creating both horizontal and vertical structures, with interlinked glass hooks for standard and custom made fixtures.

Tonalità del vetro / Glass colour tone



CR/TR

Parti metalliche / Metal parts



CR

*Altre colorazioni e finiture disponibili su richiesta
Other colors and finishes available on request

Plafoniere / Ceiling


Sospensioni / <i>Suspension</i>	23
Parete / <i>Wall</i>	247
Tavolo / <i>Table</i>	287
Terra / <i>Floor</i>	327




Plafoniere / Ceiling



Aurora
202



Balance
206



Bolle
222



Bot
192




Damasco
226



Diadema
232



Diamante
228



Ecos
236



Futura
234




Giogali
238




Implode
194



Infinita
214




Lio
200



Lucciola
224



Mia
208



Minigiogali
242



Moris
212



Neochic
210




Novecento
229



Poc
227



Pod
204



Rina
220




Saba
218



Semai
196



Sogno
216



Spirit
198



Tubes
230

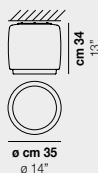
BOT

design Gregorio Spini 2011



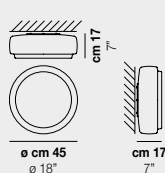
Bot FA 16 / PL 35 / PP 45

BOT PL 35



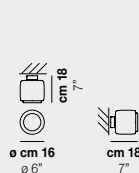
3x77W E27 **J G**
CE **ERL CB**
USA & CANADA
 3x60W E26 **J G**

BOT PP 45



2x77W E27 **J G**
CE **ERL CB**
USA & CANADA
 2x60W E26 **J G**

BOT FA 16



1x60W G9 **D**
CE **ERL CB**
USA & CANADA
 1x60W G9 **D**

Un volume in movimento che ne genera uno nuovo è il concetto rappresentato dalla collezione Bot. Che richiama anche il processo della soffiatura del vetro, in cui il materiale incandescente contiene la luce, prima ancora di avere una forma definitiva.


A collection that represents the idea of a volume in motion, which generates a new one. The concept is also a reminiscence of the process of glass blowing in which the incandescent glass contains the light before it even has a definitive shape.

Tonalità del vetro / Glass colour tone



BC/CR

Parti metalliche / Metal parts



BC

LED Europe

J 10W-230V-1120lm-3.000K **CE** **ERL CB**
G 19,5W-39V-2850lm-3.000K **CE** **ERL CB**
D 5W-10V-600lm-2.700K **CE** **ERL CB**

LED USA & Canada

J 17,5W-120V-1300lm-3.000K
G 19,5W-39V-2850lm-3.000K
D 5W-10V-600lm-2.700K



Collezione / Collection



112

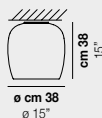
IMPLODE

design Gregorio Spini 2011



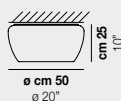
Implode FA 16 / PL 38

IMPLODE PL 38



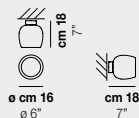
3x77W E27 **I F**
CE **ERC CB**
USA & CANADA
 3x60W E26 **I F**

IMPLODE PL 50



3x77W E27 **N O**
CE **ERC CB**
USA & CANADA
 3x60W E26 **N O**

IMPLODE FA 16



1x60W G9 **D**
CE **ERC CB**
USA & CANADA
 1x60W G9 **D**

Questa linea rappresenta l'illusione di una superficie creata dall'implosione di un volume. Il vetro, grazie alla sua densità, lascia trasparire le gradazioni di strati multipli di cristallo bianco e trasparente.


A collection that represents the illusion of a surface created by the implosion of a volume. The glass, due to the thickness, shows a gradation of multiple layers of white and transparent crystal.

Tonalità del vetro / Glass colour tone



BC/CR

Parti metalliche / Metal parts



BC

LED Europe

D 5W-10V-600lm-2.700K	CE ERC CB
F 12,5W-25V-1650lm-3.000K	CE ERC CB
I 10W-230V-1120lm-3.000K	CE ERC CB
N 10W-230V-1120lm-3.000K	CE ERC CB
O 19,5W-39V-2850lm-3.000K	CE ERC CB

LED USA & Canada

D 5W-10V-600lm-2.700K	
F 12,5W-25V-1650lm-3.000K	
I 17,5W-120V-1300lm-3.000K	
N 17,5W-120V-1300lm-3.000K	
O 19,5W-39V-2850lm-3.000K	



Collezione / Collection



108



314

SEMAI

design Alberto Saggia e Valerio Sommella 2015



Semai PP G

SEMAI PL P



ø cm 30
ø 12"

1x46W E14



E

USA & CANADA



1x40W E12

E

SEMAI PL M



ø cm 40
ø 16"

1x77W E27



C

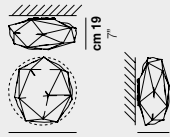
USA & CANADA



1x60W E26

C

SEMAI PP G



ø cm 45
ø 18"

2x77W E27



F I

USA & CANADA



2x60W E26

I F

Collezione di lampade in vetro soffiato a bocca all'interno di una gabbia di acciaio. La tecnica di soffiaggio libera rende ciascuna lampada sempre diversa.

Collection of lamps made of a glass mouth blown into a steel cage. This free blowing technique makes each lamp always different.

Tonalità del vetro / Glass colour tone



BC/LU

Parti metalliche / Metal parts



BC



LED Europe

C 5W-10V-600lm-2.700K

E 6W-12V-850lm-3.000K

F 12,5W-25V-1650lm-3.000K

I 10W-230V-1120lm-3.000K




LED USA & Canada

C 5W-10V-600lm-2.700K

E 6W-12V-850lm-3.000K

F 12,5W-25V-1650lm-3.000K

I 17,5W-120V-1300lm-3.000K



Collezione / Collection



116

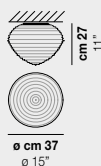
SPIRIT

design Marco Acerbis 2013



Spirit PP 45

SPIRIT PL 37



1x77W E27

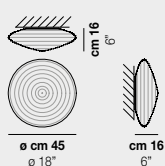


USA & CANADA cETLus

1x60W E26

I F

SPIRIT PP 45



2x77W E27



USA & CANADA cETLus

2x60W E26

J G

Spirit è la forma del diamante soffiata nel vetro. Le particolari rigature, frutto di una lunga ricerca, catturano la luce e la riflettono, nascondendo la sorgente luminosa anche nella versione in cristallo trasparente.

The shape of a diamond blown into glass. The folds are the result of a long process of development that creates a unique light reflection while, even in the transparent crystal version, the source of light is concealed.

Tonalità del vetro / Glass colour tone




BC/LU



CR/TR

Parti metalliche / Metal parts



NI

LED Europe

F 12,5W-25V-1650lm-3.000K

G 19,5W-39V-2850lm-3.000K

I 10W-230V-1120lm-3.000K

J 10W-230V-1120lm-3.000K



LED USA & Canada

F 12,5W-25V-1650lm-3.000K

G 19,5W-39V-2850lm-3.000K

I 17,5W-120V-1300lm-3.000K

J 17,5W-120V-1300lm-3.000K



Collezione / Collection



114



305

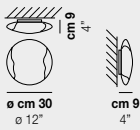
LIO

archivio storico Vetreria Vistosi 1972



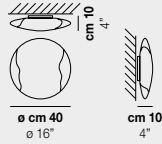
Lio PP 50

LIO PP 30



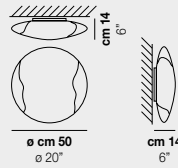
1x77W E27 **I F**
CE **ERC CB** **CCC**
USA & CANADA **cETLus** **ADA**
 1x60W E26 **I F**

LIO PP 40



1x77W E27 **I F**
CE **ERC CB** **CCC**
USA & CANADA **cETLus** **ADA**
 1x60W E26 **I F**

LIO PP 50




2x77W E27 **J G**
CE **ERC CB** **CCC**
USA & CANADA **cETLus**
 2x60W E26 **J G**

Ampia gamma di lampade che in un design minimalista e discreto esaltano la sorgente luminosa, grazie alla fascia di vetro traslucida imprigionata tra gli strati del cristallo.

A comprehensive range of lamps that share a minimal, unobtrusive design that makes the most of the light source, which to the translucent white band inserted in the glass.

Tonalità del vetro / Glass colour tone



CR/BC



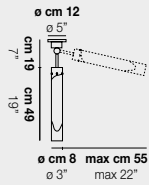
BC



NI*

* NI solo versione FA / NI only FA version

LIO FA*



1x100W E27 **I F**
CE **ERC CB** **CCC**
USA & CANADA **cETLus**
 1x60W E26 **I F**



LED F



LED I

LED Europe

F 12,5W-25V-1650lm-3.000K	CE ERC CB CCC
G 19,5W-39V-2850lm-3.000K	CE ERC CB CCC
I 10W-230V-1120lm-3.000K	CE ERC CB CCC
J 10W-230V-1120lm-3.000K	CE ERC CB CCC

LED USA & Canada

F 12,5W-25V-1650lm-3.000K	cETLus
G 19,5W-39V-2850lm-3.000K	cETLus
I 17,5W-120V-1300lm-3.000K	cETLus
J 17,5W-120V-1300lm-3.000K	cETLus

Collezione / Collection



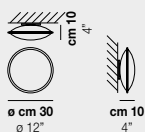
AURORA

studio tecnico Vetreria Vistosi 1986



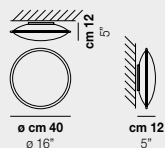
Aurora PP 50

AURORA PP 30



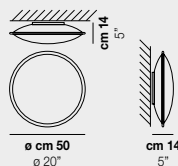
1x77W E27 **I F**
CE **RoHS** **ERC CB** **CCC**
USA & CANADA **cETLus** **ADA**
 1x60W E26 **I F**

AURORA PP 40



1x77W E27 **I F**
CE **RoHS** **ERC CB** **CCC**
USA & CANADA **cETLus**
 1x60W E26 **I F**

AURORA PP 50



2x77W E27 **J G**
CE **RoHS** **ERC CB** **CCC**
USA & CANADA **cETLus**
 2x60W E26 **J G**

Un modello dalla forma lenticolare, nella versione plafoniera o lampada da parete. In tre diverse dimensioni, è realizzato in vetro bianco satinato, con il catteristico decoro 'a morrissa' in topazio.

A fixture that can be used as ceiling wall. Available in three sizes, with a close lenticular shape made of matt white glass with a crystal or topaz 'morrissa' rim.

Tonalità del vetro / Glass colour tone



BC/CR

Parti metalliche / Metal parts



BC

LED Europe

F	12,5W-25V-1650lm-3.000K	CE RoHS ERC CB CCC
G	19,5W-39V-2850lm-3.000K	CE RoHS ERC CB CCC
I	10W-230V-1120lm-3.000K	CE RoHS ERC CB CCC
J	10W-230V-1120lm-3.000K	CE RoHS ERC CB CCC

LED USA & Canada

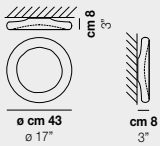
F	12,5W-25V-1650lm-3.000K	cETLus
G	19,5W-39V-2850lm-3.000K	cETLus
I	17,5W-120V-1300lm-3.000K	cETLus
J	17,5W-120V-1300lm-3.000K	cETLus

POD

design Babled & Co. 2005



POD PP P



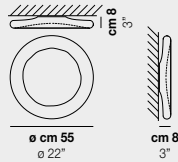
4x33W G9



USA & CANADA

4x33W G9

POD PP G



4x33W G9



USA & CANADA

4x33W G9

La collezione Pod è un esperimento di luce, traslucidità e trasparenza. La sua grande forma piatta richiede una lavorazione particolarmente complessa, frutto della collaborazione di un gruppo di maestri vetrai.

A collection of lamps that experiment with light, translucency and transparency and, due to its flat shape, require a very complex glass that needs a team of glass masters for its production.

Tonalità del vetro / Glass colour tone



BC/LU

Parti metalliche / Metal parts



BC



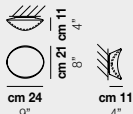
BALANCE

design Pio e Tito Toso 2011



Balance PP G

BALANCE PP 24

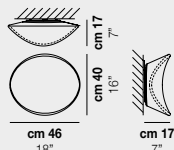


1x46W E14
 CE ENEC CB
 USA & CANADA
 1x40W E12

E

E

BALANCE PP M

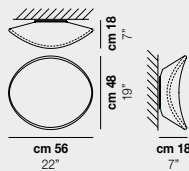


2x77W E27
 CE ENEC CB
 USA & CANADA

J G

J G

BALANCE PP G



2x77W E27
 CE ENEC CB
 USA & CANADA

J G

J G

La traiettoria delle orbite planetarie intorno al sole ispira questa collezione, che ripropone il movimento creato dall'armonia e dall'equilibrio di forze invisibili con vetro e luce.

Inspired by the elliptic orbit of a planet around the sun, a motion that is created by the harmony and balance of unseen forces represented with the glass and the light.

Tonalità del vetro / Glass colour tone



BC/LU

Parti metalliche / Metal parts



BC

LED Europe

- E 6W-12V-850lm-3.000K
- G 19,5W-39V-2850lm-3.000K
- J 10W-230V-1120lm-3.000K

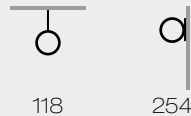


LED USA & Canada

- E 6W-12V-850lm-3.000K
- G 19,5W-39V-2850lm-3.000K
- J 17,5W-120V-1300lm-3.000K



Collezione / Collection




118

254

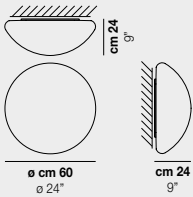
MIA

studio tecnico Vetreria Vistosi 2013



Mia PP 60

MIA PP 60



3x77W E27



N 0

USA & CANADA




3x60W E26

N 0

Sospensione, plafoniera e applique caratterizzate da una linea semplice, dolcemente bombata nella parte superiore. La plafoniera garantisce un'aderenza ottimale al supporto, grazie alla montatura che riduce al minimo la distanza dal soffitto.

Available as pendant or wall/ceiling fixture, Mia has a soft shape gently rounded at the top, while the wall/ceiling version ensures an excellent adhesion to the surface thanks to the metal body that reduces the distance to the ceiling.

Tonalità del vetro / Glass colour tone



BC/ST

Parti metalliche / Metal parts



BC

LED Europe

N 10W-230V-1120lm-3.000K



O 19,5W-39V-2850lm-3.000K



LED USA & Canada

N 17,5W-120V-1300lm-3.000K



O 19,5W-39V-2850lm-3.000K



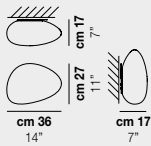
NEOCHIC

design Chiaramonte & Marin 2013



Neochic PP G

NEOCHIC PP P



1x77W E27

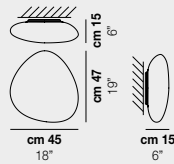


USA & CANADA

1x60W E26

I F

NEOCHIC PP M



2x77W E27

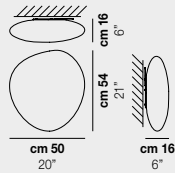


USA & CANADA

2x60W E26

J G

NEOCHIC PP G



2x77W E27

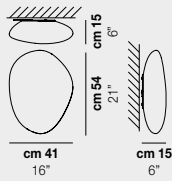


USA & CANADA

2x60W E26

J G

NEOCHIC PP R



2x77W E27



USA & CANADA

2x60W E26

J G

J G

Trae ispirazione dall'effetto di acqua e vento sulla pietra il design di questa collezione di lampade. Le curve morbide e la superficie levigata incontrano il vetro soffiato in un modello di estrema semplicità, adatto a qualsiasi contesto d'arredo.

The design of this collection is inspired by the effect that water and wind make on a stone. The versatility of this lamp, ideal for any kind of decoration, comes from a recognizable and simple form.

Tonalità del vetro / Glass colour tone



BC/ST

Parti metalliche / Metal parts



BC

LED Europe

F 12,5W-25V-1650lm-3.000K




G 19,5W-39V-2850lm-3.000K



I 10W-230V-1120lm-3.000K



J 10W-230V-1120lm-3.000K



LED USA & Canada

F 12,5W-25V-1650lm-3.000K



G 19,5W-39V-2850lm-3.000K



I 17,5W-120V-1300lm-3.000K



J 17,5W-120V-1300lm-3.000K



Collezione / Collection



130



250

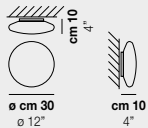
MORIS

studio tecnico Vetreria Vistosi 1998



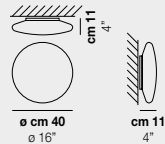
Moris PP 50

MORIS PP 30



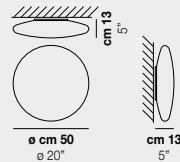
1x77W E27 **I F**
CE **RoHS** **ERC CB** **CCC**
USA & CANADA **cETLus** **ADA**
 1x60W E26 **I F**

MORIS PP 40



1x77W E27 **J G**
CE **RoHS** **ERC CB** **CCC**
USA & CANADA **cETLus**
 1x60W E26 **J G**

MORIS PP 50



2x77W E27 **J G**
CE **RoHS** **ERC CB** **CCC**
USA & CANADA **cETLus**
 2x60W E26 **J G**

Disponibile in tre diverse dimensioni, Moris si presta ad essere installata come lampada da soffitto o da parete. La forma a lente del diffusore in vetro satinato ottimizza il flusso luminoso.


Available in three sizes, Moris can be mounted both as a ceiling and as a wall lamp. The lenticular shape of the matt finish blown glass helps to maximize the light output.

Tonalità del vetro / Glass colour tone



BC/ST

Parti metalliche / Metal parts



BC

LED Europe

F 12,5W-25V-1650lm-3.000K	CE RoHS ERC CB CCC
G 19,5W-39V-2850lm-3.000K	CE RoHS ERC CB CCC
I 10W-230V-1120lm-3.000K	CE RoHS ERC CB CCC
J 10W-230V-1120lm-3.000K	CE RoHS ERC CB CCC

LED USA & Canada

F 12,5W-25V-1650lm-3.000K	cETLus
G 19,5W-39V-2850lm-3.000K	cETLus
I 17,5W-120V-1300lm-3.000K	cETLus
J 17,5W-120V-1300lm-3.000K	cETLus



LED F



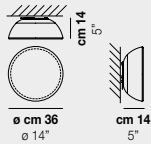
LED I

INFINITA

design Renato Toso, Noti Massari & Associati 2009

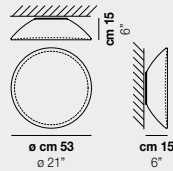


INFINITA PP 36



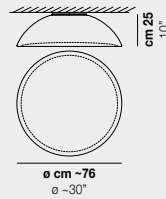
1x77W E27 **I F**
CE **ERC CB**
USA & CANADA
 1x60W E26 **I F**

INFINITA PP 53



2x77W E27 **J G**
CE **ERC CB**
USA & CANADA
 2x60W E26 **J G**

INFINITA PL 80



5x77W E27 **N O**
CE **ERC CB**
USA & CANADA
 5x60W E26 **N O**

In versione sospensione o applique, è la risposta alla sempre crescente domanda di lampade di grandi dimensioni con portalampe multipli. Offre un'ampia superficie nonostante una montatura metallica essenziale.


Available as pendant or ceiling lamp. A response to a growing demand for large lamps with multiple sockets. Its main advantage is a considerable lighting surface with a minimum metal body.

Tonalità del vetro / Glass colour tone



BC/ST

Parti metalliche / Metal parts



BC



LED Europe

F 12,5W-25V-1650lm-3.000K	CE ERC CB
G 19,5W-39V-2850lm-3.000K	CE ERC CB
I 10W-230V-1120lm-3.000K	CE ERC CB
J 10W-230V-1120lm-3.000K	CE ERC CB
N 10W-230V-1120lm-3.000K	CE ERC CB
O 19,5W-39V-2850lm-3.000K	CE ERC CB

LED USA & Canada

F 12,5W-25V-1650lm-3.000K	
G 19,5W-39V-2850lm-3.000K	
I 17,5W-120V-1300lm-3.000K	
J 17,5W-120V-1300lm-3.000K	
N 17,5W-120V-1300lm-3.000K	
O 19,5W-39V-2850lm-3.000K	



Collezione / Collection



134

SOGNO

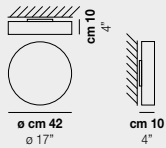
studio tecnico Vetreria Vistosi 2003



Sogno PP 55

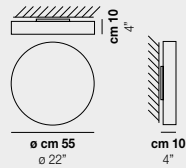
216

SOGNO PP 42



2x77W E27 **J G**
CE **ERC CB**
USA & CANADA **ADA**
 2x60W E26 **J G**

SOGNO PP 55



2x77W E27 **J G**
CE **ERC CB**
USA & CANADA **ADA**
 2x60W E26 **J G**

Disponibile in due misure, Sogno si può montare come lampada da soffitto o da parete. La finitura satinata crea una luce d'ambiente dolce e diffusa.


Available in two sizes, it can be mounted both as a ceiling and as a wall lamp. The matt-finish blown glass helps to create a soft ambient light.

Tonalità del vetro / Glass colour tone



BC/ST

Parti metalliche / Metal parts



BC

LED Europe

G 19,5W-39V-2850lm-3.000K

J 10W-230V-1120lm-3.000K



LED USA & Canada

G 19,5W-39V-2850lm-3.000K

J 17,5W-120V-1300lm-3.000K



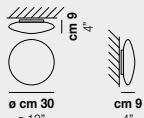
SABA

studio tecnico Vetreria Vistosi 1998



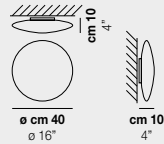
Saba PP 50 / 30 / 40 / 60

SABA PP 30



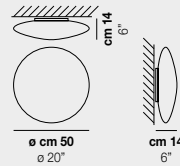
1x77W E27 **I F**
CE **RoHS** **ERC CB** **CCC**
USA & CANADA **cETLus** **ADA**
 1x60W E26 **I F**

SABA PP 40



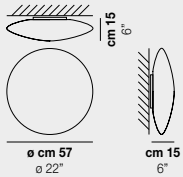
1x77W E27 **I F**
CE **RoHS** **ERC CB** **CCC**
USA & CANADA **cETLus** **ADA**
 1x60W E26 **I F**

SABA PP 50



2x77W E27 **J G**
CE **RoHS** **ERC CB** **CCC**
USA & CANADA **cETLus**
 2x60W E26 **J G**

SABA PP 60



3x77W E27 **N O**
CE **RoHS** **ERC CB** **CCC**
USA & CANADA **cETLus**
 3x60W E26 **N O**

Disponibile in quattro dimensioni diverse, Saba è lampada da soffitto e da parete. La forma a lente del diffusore in vetro soffiato satinato la rendono perfetta per l'illuminazione.


Available in four sizes, Saba is available as a ceiling or wall lamp. The lenticular shape of the matt-finish blown glass makes it a great choice for ambient lighting.

Tonalità del vetro / Glass colour tone



BC/ST

Parti metalliche / Metal parts



BC

LED Europe

F 12,5W-25V-1650lm-3.000K	CE RoHS ERC CB CCC
G 19,5W-39V-2850lm-3.000K	CE RoHS ERC CB CCC
I 10W-230V-1120lm-3.000K	CE RoHS ERC CB CCC
J 10W-230V-1120lm-3.000K	CE RoHS ERC CB CCC
N 10W-230V-1120lm-3.000K	CE RoHS ERC CB CCC
O 19,5W-39V-2850lm-3.000K	CE RoHS ERC CB CCC

LED USA & Canada

F 12,5W-25V-1650lm-3.000K	cETLus
G 19,5W-39V-2850lm-3.000K	cETLus
I 17,5W-120V-1300lm-3.000K	cETLus
J 17,5W-120V-1300lm-3.000K	cETLus
N 17,5W-120V-1300lm-3.000K	cETLus
O 19,5W-39V-2850lm-3.000K	cETLus



LED F



LED I

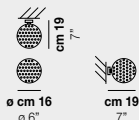
RINA

design Barbara Maggiolo 2009



Rina PL 60

RINA FA 16



1x60W G9

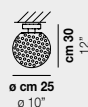


USA & CANADA

1x60W G9

D

RINA PL 25



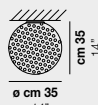
1x77W E27



USA & CANADA

1x60W E26

RINA PL 35



1x77W E27



USA & CANADA

1x60W E26

I F

I F

Si ispira al tarassaco, del quale ricorda il pappo, grazie alla leggera texture della superficie, realizzata con la tradizionale tecnica delle murrine. Rina è disponibile in cinque misure che si possono combinare in un'ampia gamma di installazioni a sospensione, applique e da soffitto.


Inspired by the dandelion flower and using the traditional murrina technique, which creates an organic light texture, Rina is available in five sizes that can be combined in a wide range of pendant, ceiling and wall lights.

Tonalità del vetro / Glass colour tone




BC/MU

Parti metalliche / Metal parts

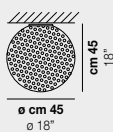


BC



NI

RINA PL 45



3x77W E27



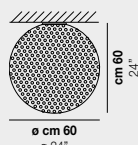
USA & CANADA

3x60W E26

I F

I F

RINA PL 60



3x77W E27



USA & CANADA

3x60W E26

J G

J G



LED Europe

D 5W-10V-600lm-2.700K

F 12,5W-25V-1650lm-3.000K

G 19,5W-39V-2850lm-3.000K

I 10W-230V-1120lm-3.000K

J 10W-230V-1120lm-3.000K



LED USA & Canada

D 5W-10V-600lm-2.700K

F 12,5W-25V-1650lm-3.000K

G 19,5W-39V-2850lm-3.000K

I 17,5W-120V-1300lm-3.000K

J 17,5W-120V-1300lm-3.000K



Collezione / Collection



168



316

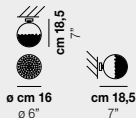
BOLLE

design Barbara Maggiolo 2003



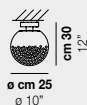
Bolle PL G

BOLLE FA P



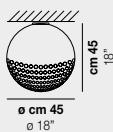
1x60W G9 **D**
CE **ErC CB**
USA & CANADA
 1x60W G9 **D**

BOLLE PL G



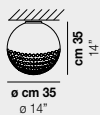
1x77W E27 **C**
CE **ErC CB**
USA & CANADA
 1x60W E26 **C**

BOLLE PL 45



3x77W E27 **I F**
CE **ErC CB**
USA & CANADA
 3x60W E26 **I F**

BOLLE PL 35



1x77W E27 **I F**
CE **ErC CB**
USA & CANADA
 1x60W E26 **I F**



La caratteristica texture di questa collezione viene dalla tecnica baloton, che consiste nell'inserimento di bolle d'aria nel vetro durante la lavorazione. L'effetto "tessuto" che si ottiene moltiplica i riflessi sulla superficie della sfera.

The main characteristic of this collection of lamps produced with the baloton technique is the insertion of bubbles of air in the glass during its production, that create multiple reflections and add an organic texture on the surface of the sphere.

Tonalità del vetro / Glass colour tone




BC/BO




CR/BO

Parti metalliche / Metal parts



BC*



NI**

* BC per PL 35, PL 45 / BC for PL 35, PL 45

** NI per FA, PL G / NI for FA, PL G

LED Europe

C 5W-10V-600lm-2.700K

D 5W-10V-600lm-2.700K

F 12,5W-25V-1650lm-3.000K

I 10W-230V-1120lm-3.000K



LED USA & Canada

C 5W-10V-600lm-2.700K

D 5W-10V-600lm-2.700K

F 12,5W-25V-1650lm-3.000K

I 17,5W-120V-1300lm-3.000K



Collezione / Collection



162



324

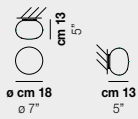
LUCCIOLA

archivio storico Vetreria Vistosi 1981



Lucciola PP M

LUCCIOLA FA 18



1x46W E14

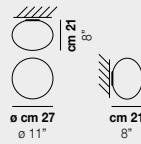


USA & CANADA cETLus

1x40W E12

E

LUCCIOLA PP 27



1x46W E14

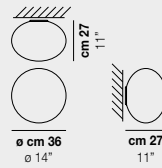


USA & CANADA cETLus

1x40W E12

E

LUCCIOLA PP P



1x77W E27



USA & CANADA cETLus

1x60W E26

I F

I F

Una delle più versatili collezioni. La sua forma ovale in vetro soffiato satinato è disponibile in diverse dimensioni, che si prestano a innumerevoli combinazioni d'installazione.


One of our most versatile series. Its oval, mouth-blown matt glass shape is available in different sizes, which can be combined to offer multiple possibilities.

Tonalità del vetro / Glass colour tone



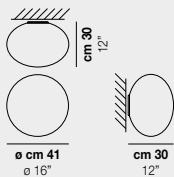
BC/ST

Parti metalliche / Metal parts



BC

LUCCIOLA PP M



3x77W E27



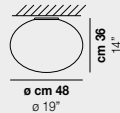
USA & CANADA cETLus

3x60W E26

I F

I F

LUCCIOLA PL G



3x77W E27



USA & CANADA cETLus

3x60W E26

I F

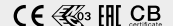
I F

LED Europe

E 6W-12V-850lm-3.000K

F 12,5W-25V-1650lm-3.000K

I 10W-230V-1120lm-3.000K



LED USA & Canada

E 6W-12V-850lm-3.000K

F 12,5W-25V-1650lm-3.000K

I 17,5W-120V-1300lm-3.000K



Collezione / Collection





Damasco FA C

DAMASCO

design Paolo Crepax 2003


Collezione realizzata con la tecnica bozzolo, in cui l'originale decoro diventa un vero e proprio materiale: la sovrapposizione di fili di vetro fuso a creare una texture in rilievo. Damasco è una delle creazioni di più lungo successo, che vede nel tempo versioni sempre nuove.

Due to its versatility, it is one of our most successful series which has been developed and extended during the years with new versions. It is produced with the bozzolo technique, which consists in applying threads of molten glass that create an organic texture.

Tonalità del vetro / Glass colour tone



CR/CR



CR/AM

Parti metalliche / Metal parts



NI

LED Europe

D 5W-10V-600lm-2.700K



LED USA & Canada

D 5W-10V-600lm-2.700K



DAMASCO FA C



1x60W G9



USA & CANADA ETL

1x60W G9

D

D



Collezione / Collection



66



264



306



340



POC FA 16

POC

design Barbara Maggiolo 2003


L'esclusivo impiego della membrana interna nella collezione Poc genera, come una lente, l'effetto di una sfera composta da due metà. La resa di ogni membrana è diversa, creando per ciascun pezzo dinamiche variazioni di intensità di luce e colore sulla superficie.

The spherical glass presents an internal membrane that acts as a lens to create the illusion of being made in two halves and adds a sense of dynamic change of intensity and colour to the surface, which allows the uniqueness of each piece.

Tonalità del vetro / Glass colour tone




CR/BC



CR/BN*

* Cristallo con membrana interna bianco-nera
Crystal with internal membrane white-black.

Parti metalliche / Metal parts



NI

LED Europe

D 5W-10V-600lm-2.700K

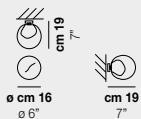


LED USA & Canada

D 5W-10V-600lm-2.700K



POC FA 16



1x60W G9

D



USA & CANADA ETL US

1x60W G9

D



Collezione / Collection



70



DIAMANTE

design Barbara Maggiolo 2003


Massima la versatilità di questa creazione, realizzata con un processo esclusivamente artigianale. Diamante è disponibile in tre misure e può essere installata come sospensione, applique, plafoniera, a faretto o in una composizione sospesa.

Great versatility for this creation made with a totally handcrafted production. Diamante is available in three sizes and can be used as pendant, sconce, ceiling, or as part of a cluster.

Tonalità del vetro / Glass colour tone



CR



AM

* PL 50 solo CR / PL 50 only CR

Parti metalliche / Metal parts



NI

LED Europe

C 5W-10V-600lm-2.700K

D 5W-10V-600lm-2.700K



LED USA & Canada

C 5W-10V-600lm-2.700K

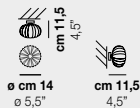
D 5W-10V-600lm-2.700K



DIAMANTE FA

DIAMANTE PL G

DIAMANTE PL 50 *



1x60W G9



USA & CANADA

1x60W G9

D

D



1x77W E27

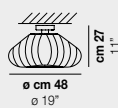


USA & CANADA

1x60W E26

C

C



1x77W E27



USA & CANADA

1x60W E26

Collezione / Collection



62



Novecento PL

NOVECENTO

design Romani Saccani Architetti 2013

La chiave di lettura della collezione Novecento è la volontà di sintetizzare la tradizione muranese del lampadario, nel suo elemento più riconoscibile: il profilo. Lo riproduce un guscio di cristallo che è il prodotto della rotazione a 360° della silhouette del lampadario, mantenendo così le caratteristiche delle forme originali, e risultando perfetto per atmosfere sia classiche che contemporanee.

The idea behind the collection Novecento is to reduce the traditional Murano chandelier to its most recognizable element, its profile. This shape is then reconstructed in a 360° glass outline, which keeps the same characteristics of the original design and is therefore suitable for both classic and contemporary ambiances.

Tonalità del vetro / Glass colour tone



BC/RI



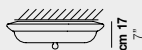
CR/RI

Parti metalliche / Metal parts



CR

NOVECENTO PL



ø cm 64
ø 25"

5x60W E14



USA & CANADA

5x40W E12



Collezione / Collection



46



318



348

TUBES

design Matthias Hickl per Lissoni Associati 2005



Tubes PL 15

TUBES PL 20



1x100W E27

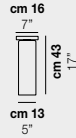


USA & CANADA

1x60W E26

C

TUBES PL 40



1x100W E27



USA & CANADA

1x60W E26

C

TUBES PL 60



1x100W E27

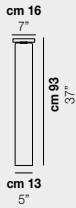


USA & CANADA

1x60W E26

C

TUBES PL 90



1x100W E27

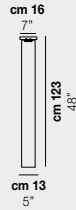


USA & CANADA

1x60W E26

C

TUBES PL 120



1x100W E27

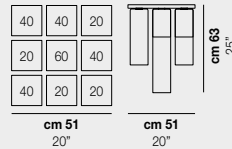


USA & CANADA

1x60W E26

C

TUBES PL 9



9x100W E27

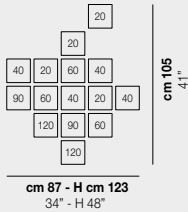


USA & CANADA

9x60W E26

C

TUBES PL 15



15x100W E27



USA & CANADA

15x60W E26

C

C

Una serie di cinque elementi lineari di diversa lunghezza in vetro soffiato, che si possono usare come singole sospensioni, lampade a soffitto o in combinazioni multiple.

A series of five elements of straight lines in different lengths, made of mouthblown glass, which can be used as standalone pendants and ceiling fixtures or for multiple combinations.

Tonalità del vetro / Glass colour tone




BC/LU



FU/TR

Parti metalliche / Metal parts



NO

LED Europe

C 5W-10V-600lm-2.700K



LED USA & Canada

C 5W-10V-600lm-2.700K



Collezione / Collection



106

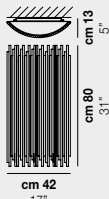
DIADEMA

design Romani Sacconi Architetti Associati 2015



Diadema PL 80

DIADEMA PL 80



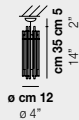
2x120W R7s



USA & CANADA

2x120W R7s

DIADEMA FA P



1x60W G9



USA & CANADA

1x60W G9

Diadema è un sistema di illuminazione basato sul singolo elemento della canna in puro vetro. Combinando canne di diverse dimensioni, la luce si riflette e si trasmette in una sensazione di movimento. La montatura metallica permette numerose varianti e ampi margini per versioni su misura, sempre a scomparsa, grazie al sistema di fissaggio ideato appositamente per questo modello.


Diadema is a lighting system based on a single element, the rod of pure glass. It takes advantage of the way it reflects and transmits the light, while offering a sense of movement by using rods of different sizes. The metal body allows to offer multiple variations and ample space for custom-made versions with concealed metal body, thanks to the fixing system developed for this collection.

Tonalità del vetro / Glass colour tone



CR

Parti metalliche / Metal parts



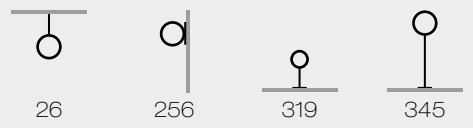
BS



CR



Collezione / Collection



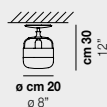
FUTURA

design Hangar Design Group 2015



Futura PL G

FUTURA PL P



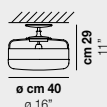
1x77W E27



USA & CANADA

1x60W E26

FUTURA PL G



1x77W E27



USA & CANADA

1x60W E26


Collezione di lampade in vetro soffiato disponibile in cristallo e tre esclusive colorazioni abbinata a differenti finiture dell'anello metallico. Il vetro soffiato è in pezzo unico ma la particolare lavorazione lo rende di colore trasparente nella parte superiore e di colore diffusore nella parte inferiore.

Collection of lamps in blown glass available in transparent and three exclusive colors combined with different finishes of the metal ring. The glass is blown in one piece but the particular handcraft process makes the colour transparent in the upper part and diffuser in the bottom part.


Tonalità del vetro / Glass colour tone




BC/NE



FU/MA




AM/OT



CR/RA

Parti metalliche / Metal parts



NE



Collezione / Collection



92



271



311



339

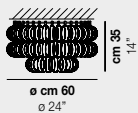
ECOS

design Renato Toso, Noti Massari & Associati 2007



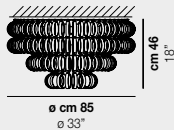
Ecos PL 90

ECOS PL 60A



3x77W E27
CE ENEC
USA & CANADA
 3x60W E26

ECOS PL 90



5x77W E27
CE ENEC
USA & CANADA
 5x60W E26

Collezione di lampade componibili con anelli di vetro di diversi colori e textures. È una soluzione d'illuminazione che offre grandissima possibilità di personalizzazione in termini di forme e misure.

A system made with multiple glass rings, available in different colours and textures, which offers a high level of customization in terms of shape and size.

Tonalità del vetro / Glass colour tone




BC/RI



CR/RI

Parti metalliche / Metal parts



BS



CR



Collezione / Collection



34



262



346

GIOGALI

design Angelo Mangiarotti 1967



Giogali PL CAT



Giogali PL CA3



GIOGALI PL 35



o cm 35
o 14"

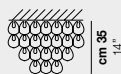
2x60W E14



USA & CANADA

2x40W E12

GIOGALI PL 50



o cm 50
o 20"


4x77W E27



USA & CANADA

4x60W E26

GIOGALI PL 60



o cm 60
o 24"

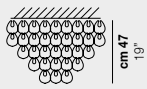
4x77W E27



USA & CANADA

4x60W E26

GIOGALI PL 65Q



cm 65
26"

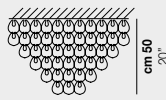
4x77W E27



USA & CANADA

4x60W E26

GIOGALI PL 80



o cm 80
o 31"

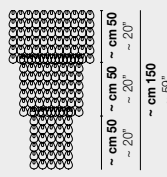
5x77W E27



USA & CANADA

5x60W E26

GIOGALI PL CA3



o cm 80
o 31"

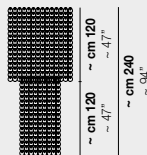
7x77W E27



USA & CANADA

7x60W E26

GIOGALI PL CA2



o cm 100
o 39"

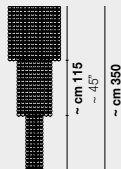
10x77W E27



USA & CANADA

10x60W E26

GIOGALI PL CA1



o cm 100
o 39"

10x77W E27



USA & CANADA

10x60W E26

Un sistema decorativo d'illuminazione basato sull'elemento del gancio di cristallo componibile. Disponibile in diversi colori, montabile in versione da tavolo, da soffitto, sospensione, da parete e da terra. Può essere impiegato in grandi lampadari e strutture di qualsiasi dimensione.

A decorative lighting system based on a single element, the handmade glass hook. It is available in different colours, as standard table, ceiling, pendant, wall fixture and floor. It can also be arranged to offer chandeliers and structures of any dimension.

Tonalità del vetro / Glass colour tone



CR/TR



CR/FU



CR/AM



BC



NE



CR/AG



CR/OR



CR/BR




CR/RA



CR/NN

Parti metalliche / Metal parts



BR



CR

Collezione / Collection



172



268



342

MINIGIOGALI

design Angelo Mangiarotti 1967 - restyling 2009



Minigiogali PL 50 / 35

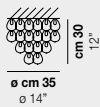


Minigiogali PL 65Q / 60



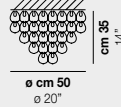
Mini jogali PL CA3

MINIGIOTALI PL 35



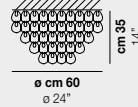
2x60W E14
 CE ENEC ERI CB CCC PS
 USA & CANADA
 2x40W E12

MINIGIOTALI PL 50



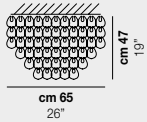
4x77W E27
 CE ENEC ERI CB CCC PS
 USA & CANADA
 4x60W E26

MINIGIOTALI PL 60



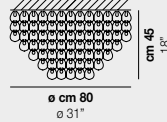
4x77W E27
 CE ENEC ERI CB CCC PS
 USA & CANADA
 4x60W E26

MINIGIOTALI PL 65Q



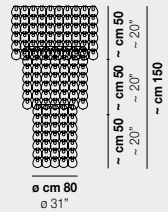
4x77W E27
 CE ENEC ERI CB CCC PS
 USA & CANADA
 4x60W E26

MINIGIOTALI PL 80



5x77W E27
 CE ENEC ERI CB CCC PS
 USA & CANADA
 5x60W E26

MINIGIOTALI PL CA3



7x77W E27
 CE ENEC ERI CB CCC PS
 USA & CANADA
 7x60W E26

La versione ridotta di Giogali, che permette di impiegare i ganci in cristallo per installazioni a parete di minori dimensioni, standard o su misura.

The reduced version of Giogali uses glass hooks for smaller wall installations, standard or custom-made.

Tonalità del vetro / Glass colour tone



CR/TR



CR/FU



CR/AM



BC



NE



CR/AG



CR/OR



CR/BR




CR/RA



CR/NN

Parti metalliche / Metal parts

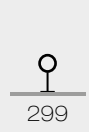

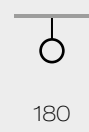


BR



CR

Collezione / Collection



Parete / Wall

Sospensioni / <i>Suspension</i>	23
Plafoniere / <i>Ceiling</i>	189
Tavolo / <i>Table</i>	287
Terra / <i>Floor</i>	327




Parete / Wall



Balance
254




Cloth
252




Corner
280



Dafne
282




Damasco
264



Diadema
256




Ecos
262




Futura
271



Giogali
268




Goccia
277



Lio
274




Lucciola
260



Minigiogali
266



Neochic
250




Ovalina
284




Peggy
278



Puppet
276



Stardust
272



Vega
270

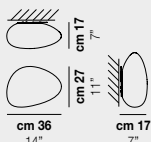
NEOCHIC

design Chiaramonte & Marin 2013



NeoChic PP R / G / P / M

NEOCHIC PP P



1x77W E27

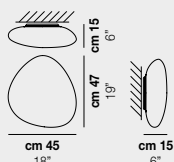


USA & CANADA cETLus

1x60W E26

I F

NEOCHIC PP M



2x77W E27

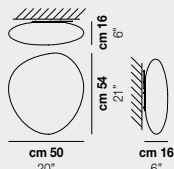


USA & CANADA cETLus

2x60W E26

J G

NEOCHIC PP G



2x77W E27



USA & CANADA cETLus

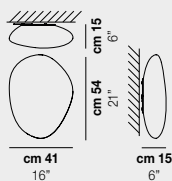
2x60W E26

J G

Trae ispirazione dall'effetto di acqua e vento sulla pietra il design di questa collezione di lampade. Le curve morbide e la superficie levigata incontrano il vetro soffiato in un modello di estrema semplicità, adatto a qualsiasi contesto d'arredo.

The design of this collection is inspired by the effect that water and wind make on a stone. The versatility of this lamp, ideal for any kind of decoration, comes from a recognizable and simple form.

NEOCHIC PP R



2x77W E27



USA & CANADA cETLus

2x60W E26


J G

Tonalità del vetro / Glass colour tone



BC/ST

Parti metalliche / Metal parts



BC

LED Europe

F 12,5W-25V-1650lm-3.000K

G 19,5W-39V-2850lm-3.000K

I 10W-230V-1120lm-3.000K

J 10W-230V-1120lm-3.000K



LED USA & Canada

F 12,5W-25V-1650lm-3.000K


G 19,5W-39V-2850lm-3.000K

I 17,5W-120V-1300lm-3.000K

J 17,5W-120V-1300lm-3.000K



Collezione / Collection



130

210

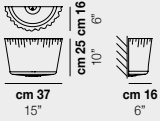
CLOTH

design Romani Sacconi Architetti Associati 2009



Cloth AP G

CLOTH AP G



1x77W E27




USA & CANADA

1x60W E26

La complessa soffiatura di Cloth trasforma il vetro in un tessuto increspato, di grande effetto. Nella versione cromata, grazie ad un'esclusiva finitura esterna, Cloth è metallizzata quando è spenta, e assume un tono caldo beige scuro quando viene accesa.

Unique blown glass that seems to turn into pleated fabric, making this collection a real eye catcher. The chrome version has an exclusive outer chrome coating that looks metallic when the lamp is off, but turns to dark beige when the lamp is on.

Tonalità del vetro / Glass colour tone



BC/ST



BC/CM

Parti metalliche / Metal parts



CR



Collezione / Collection



150



315



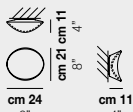
335

BALANCE
design Pio e Tito Toschi 2011



Balance PP M

BALANCE PP 24



1x46W E14

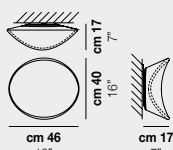


USA & CANADA cETLus

1x40W E12

E

BALANCE PP M



2x77W E27



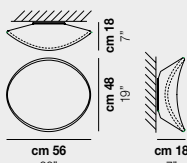
USA & CANADA cETLus

2x60W E26

J G

J G

BALANCE PP G



2x77W E27



USA & CANADA cETLus

2x60W E26


J G

J G

La traiettoria delle orbite planetarie intorno al sole ispira questa collezione, che ripropone il movimento creato dall'armonia e dall'equilibrio di forze invisibili con vetro e luce.


Inspired by the elliptic orbit of a planet around the sun, a motion that is created by the harmony and balance of unseen forces represented with the glass and the light.

Tonalità del vetro / Glass colour tone



BC/LU

Parti metalliche / Metal parts



BC

LED Europe

E 6W-12V-850lm-3.000K

G 19,5W-39V-2850lm-3.000K

J 10W-230V-1120lm-3.000K



LED USA & Canada


E 6W-12V-850lm-3.000K

G 19,5W-39V-2850lm-3.000K

J 17,5W-120V-1300lm-3.000K



Collezione / Collection



118

206

DIADEMA

design Romani Saccani Architetti Associati 2015



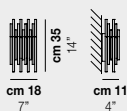
Diadema AP G E27



Diadema AP P G9



DIADEMA AP P



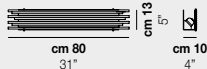
2x60W G9



USA & CANADA

2x60W G9

DIADEMA AP L



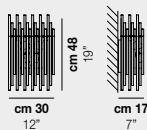
2x80W R7s



USA & CANADA

2x80W R7s

DIADEMA AP G



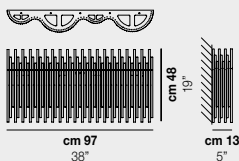
2x77W E27



USA & CANADA

2x60W E26

DIADEMA AP K3



4x60W G9



USA & CANADA

4x60W G9

Diadema è un sistema di illuminazione basato sul singolo elemento della canna in puro vetro. Combinando canne di diverse dimensioni, la luce si riflette e si trasmette in una sensazione di movimento. La montatura metallica permette numerose varianti e ampi margini per versioni su misura, sempre a scomparsa, grazie al sistema di fissaggio ideato appositamente per questo modello.


Diadema is a lighting system based on a single element, the rod of pure glass. It takes advantage of the way it reflects and transmits the light, while offering a sense of movement by using rods of different sizes. The metal body allows to offer multiple variations and ample space for custom-made versions with concealed metal body, thanks to the fixing system developed for this collection.

Tonalità del vetro / Glass colour tone



CR

Parti metalliche / Metal parts



BS



CR

Collezione / Collection

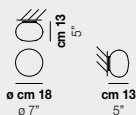


LUCCIOLA
archivio storico Vetreria Vistosi 1981



Lucciola PP 27

LUCCIOLA FA 18



1x46W E14

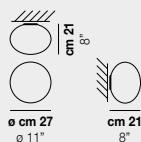


USA & CANADA cETLus

1x40W E12

E

LUCCIOLA PP 27



1x46W E14

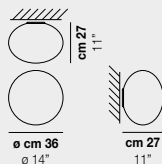


USA & CANADA cETLus

1x40W E12

E

LUCCIOLA PP P



1x77W E27



USA & CANADA cETLus

1x60W E26

I F

I F

Una delle più versatili collezioni. La sua forma ovale in vetro soffiato satinato è disponibile in diverse dimensioni, che si prestano a innumerevoli combinazioni d'installazione.


One of our most versatile series. Its oval, mouth-blown matt glass shape is available in different sizes, which can be combined to offer multiple possibilities.

Tonalità del vetro / Glass colour tone



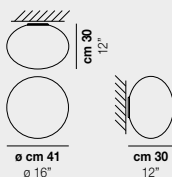
BC/ST

Parti metalliche / Metal parts



BC

LUCCIOLA PP M



3x77W E27



USA & CANADA cETLus

3x60W E26

I F

I F

LED Europe

E 6W-12V-850lm-3.000K

F 12,5W-25V-1650lm-3.000K

I 10W-230V-1120lm-3.000K



LED USA & Canada

E 6W-12V-850lm-3.000K

F 12,5W-25V-1650lm-3.000K

I 17,5W-120V-1300lm-3.000K



Collezione / Collection



132

224

312

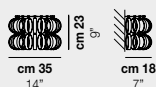
332

ECOS

design Renato Toso, Noti Massari & Ass.ti 2007



Ecos AP 35



2x60W G9



USA & CANADA cULus

2x60W G9

Collezione di lampade componibili con anelli di vetro di diversi colori e textures. È una soluzione d'illuminazione che offre grandissima possibilità di personalizzazione in termini di forme e misure.

A system made with multiple glass rings, available in different colours and textures, which offers a high level of customization in terms of shape and size.

Tonalità del vetro / Glass colour tone




BC/RI



CR/RI

Parti metalliche / Metal parts



BS



CR



Collezione / Collection



34



236



346

DAMASCO
design Paolo Crepax 2003



Damasco AP G

DAMASCO AP 1A P



1x60W G9



USA & CANADA ADA

1x60W G9

DAMASCO AP 2A P



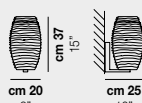
2x60W G9



USA & CANADA ADA

2x60W G9

DAMASCO AP G



1x77W E27




USA & CANADA ADA

1x60W E26

Collezione realizzata con la tecnica bozzolo, in cui l'originale decoro diventa un vero e proprio materiale: la sovrapposizione di fili di vetro fuso a creare una texture in rilievo. Damasco è una delle creazioni di più lungo successo, che vede nel tempo versioni sempre nuove.

It is produced with the bozzolo technique, which consists in applying threads of molten glass that create an organic texture. Due to its versatility, it is one of our most successful series which has been developed and extended during the years with new versions.

Tonalità del vetro / Glass colour tone




CR/AM



CR/CR

Parti metalliche / Metal parts



NI



Collezione / Collection



66

226

306

340

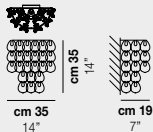
MINIGIOGALI

design Angelo Mangiarotti 1967 - restyling 2009



Minigiogali AP

MINIGIOTALI AP



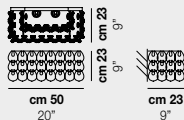
1x60W E14



USA & CANADA

1x40W E12

MINIGIOTALI AP 2



2x77W E27



USA & CANADA

2x60W E26

La versione ridotta di Giogali, che permette di impiegare i ganci in cristallo per installazioni a parete di minori dimensioni, standard o su misura.

The reduced version of Giogali uses glass hooks for smaller wall installations, standard or custom-made.

Tonalità del vetro / Glass colour tone



CR/TR



CR/FU



CR/AM



BC



NE



CR/AG



CR/OR



CR/BR




CR/RA



CR/NN

Parti metalliche / Metal parts

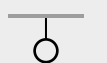


BR



CR

Collezione / Collection



180



242



299



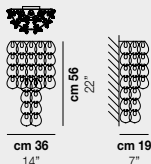
344

GIOGALI
design Angelo Mangiarotti 1967



Giogali AP 2

GIOGALI AP



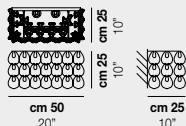
1×60W E14



USA & CANADA

1×40W E12

GIOGALI AP 2



2×77W E27



USA & CANADA

2×60W E26

Un sistema decorativo d'illuminazione basato sull'elemento del gancio di cristallo componibile. Disponibile in diversi colori, montabile in versione da tavolo, da soffitto, sospensione, da parete e da terra. Può essere impiegato in grandi lampadari e strutture di qualsiasi dimensione.

A decorative lighting system based on a single element, the handmade glass hook. It is available in different colours, as standard table, ceiling, pendant, wall fixture and floor. It can also be arranged to offer chandeliers and structures of any dimension.

Tonalità del vetro / Glass colour tone



CR/TR



CR/FU



CR/AM



BC



NE



CR/AG



CR/OR



CR/BR



CR/RA



CR/NN

Parti metalliche / Metal parts

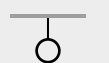


BR



CR

Collezione / Collection



172



238



342



Vega AP

VEGA

design Michele De Lucchi 1982


Una creazione storica del design italiano, recentemente rivisitata in una collezione che all'originale lampada da tavolo unisce i modelli da parete e a pavimento.

A piece of Italian design history that has recently been extended from the original table lamp to wall and floor fixtures.


Tonalità del vetro / Glass colour tone



BC




MC/1



MC/2

Parti metalliche / Metal parts



BC

VEGA AP




1x50W GY6.35

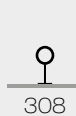


USA & CANADA

1x50W GY6.35



Collezione / Collection



308



347



Futura AP

FUTURA

design Hangar Design Group 2015


Collezione di lampade in vetro soffiato disponibile in cristallo e tre esclusive colorazioni abbinata a differenti finiture dell'anello metallico. Il vetro soffiato è in pezzo unico ma la particolare lavorazione lo rende di colore trasparente nella parte superiore e di colore diffusore nella parte inferiore.

Collection of lamps in blown glass available in transparent and three exclusive colors combined with different finishes of the metal ring. The glass is blown in one piece but the particular handcraft process makes the colour transparent in the upper part and diffuser in the bottom part.


Tonalità del vetro / Glass colour tone




BC/NE



FU/MA




AM/OT



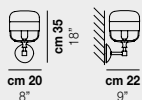
CR/RA

Parti metalliche / Metal parts



NE

FUTURA AP P



1x77W E27

CE ENEC (C) (P)

USA & CANADA (UL)

1x60W E26



Collezione / Collection



92



234



311



339



Stardust AP 3


STARDUST

design Francesco Lucchese 2015

Collezioni di lampade con braccia in vetro soffiato e lavorato a mano. Le strutture in metallo nascondono un originale sistema di fissaggio dei bracci e del sistema di cablaggio.

Collections of lamps with arms made of blown and handcrafted crystal glass. The metal frames hide an original fastening system of the arms and of the cabling system.

Tonalità del vetro / Glass colour tone



CR/RI

Parti metalliche / Metal parts

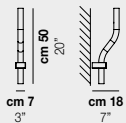


NN



Stardust AP 1

STARDUST AP 1



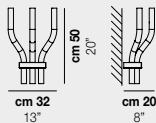
1×60W G9



USA & CANADA .E.T.L.

1×60W G9

STARDUST AP 3



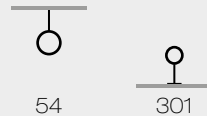
3×60W G9



USA & CANADA .E.T.L.

3×60W G9

Collezione / Collection



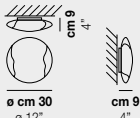
LIO

archivio storico Vetreria Vistosi 1972



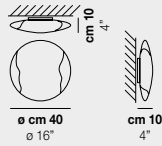
Lio AP 48

LIO PP 30



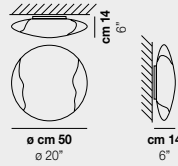
1x77W E27 **I F**
CE **RoHS** **ERC** **CB** **CCC**
USA & CANADA **cETLus** **ADA**
 1x60W E26 **I F**

LIO PP 40



1x77W E27 **I F**
CE **RoHS** **ERC** **CB** **CCC**
USA & CANADA **cETLus** **ADA**
 1x60W E26 **I F**

LIO PP 50



2x77W E27 **J G**
CE **RoHS** **ERC** **CB** **CCC**
USA & CANADA **cETLus**
 2x60W E26 **J G**


Ampia gamma di lampade che in un design minimalista e discreto esaltano la sorgente luminosa, grazie alla fascia di vetro traslucida imprigionata tra gli strati del cristallo.

A comprehensive range of lamps that share a minimal, unobtrusive design that makes the most of the light source, which to the translucent white band inserted in the glass.

Tonalità del vetro / Glass colour tone



CR/BC

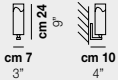


BC



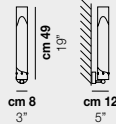
NI

LIO AP L1 P



1x60W G9
CE **ERC** **CCC**
USA & CANADA **cETLus** **ADA**
 1x60W G9

LIO AP 48



1x100W E27
CE **ERC** **CCC**
USA & CANADA **cETLus**
 1x60W E26

LIO AP L2 P



2x60W G9
CE **ERC** **CCC**
USA & CANADA **cETLus** **ADA**
 2x60W G9

LED Europe

F 12,5W-25V-1650lm-3.000K

G 19,5W-39V-2850lm-3.000K

I 10W-230V-1120lm-3.000K

J 10W-230V-1120lm-3.000K

CE **RoHS** **ERC** **CB** **CCC**

CE **RoHS** **ERC** **CB** **CCC**

CE **RoHS** **ERC** **CB** **CCC**

CE **RoHS** **ERC** **CB** **CCC**

LED USA & Canada

F 12,5W-25V-1650lm-3.000K

G 19,5W-39V-2850lm-3.000K

I 17,5W-120V-1300lm-3.000K

J 17,5W-120V-1300lm-3.000K

cETLus

cETLus

cETLus

cETLus



Collezione / Collection



PUPPET

design Romani Saccani Architetti 2015

Collezione di lampade con diffusori in vetro soffiato sfumato e rigato irregolarmente. Le braccia del lampadario sono appese singolarmente a piacere del cliente.

Collection of lamps with blown glass diffuser with an original irregularly lined 'dégradé' finish. The arms of the chandelier are hung individually to customer demand.


Tonalità del vetro / Glass colour tone




BC/SF



CR/TR



FU/TR



AM/TR

Parti metalliche / Metal parts



CR

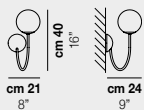


NE



Puppet AP P

PUPPET AP P



1x60W G9

CE ENEC

USA & CANADA

1x60W G9



Collezione / Collection



74



297



Goccia AP


GOCCIA

studio tecnico Vetreria Vistosi 2002

La delicata combinazione dell'inconfondibile linea del paralume e del gambo realizzato a mano in vetro con scaglie d'oro a 24k, fa di Goccia il modello perfetto per ambientazioni sia eleganti che moderne.


The recognizable shape of the diffuser and the beauty of the stem of handmade glass with 24k gold flakes combine to make this sconce suitable for modern and elegant ambiances.

Tonalità del vetro / Glass colour tone



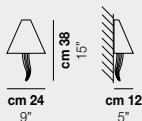
BC/GR

Parti metalliche / Metal parts



BC

GOCCIA AP



1x77W E27

CE ENEC

USA & CANADA

1x60W E27

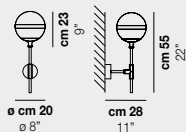


PEGGY
design Hangar Design Group 2017



Peggy AP

PEGGY AP



1x60W E14




USA & CANADA

1x40W E12

Il vetro soffiato bianco lavorato a mano insieme al metallo lucido color piombo, interpretano la polarità cromatica del black&white con la leggerezza di un segno razionale ed elegante. Con un'installazione di grande effetto, il lighting system Peggy illumina il Cafè del Peggy Guggenheim Museum di Venezia.

The white, blown handmade glass together with the glossy black metal, with a lead-effect treatment, interpret the polarity between black&white with the lightness of a rational and elegant design. With an impressive installation the lighting system lights up the Museum Café at Peggy Guggenheim Museum in Venice.

Tonalità del vetro / Glass colour tone




BC/LU

Parti metalliche / Metal parts



NEL



OT

Collezione / Collection



58

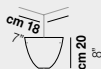
CORNER

studio tecnico Vetreria Vistosi 1993



Corner AP

CORNER AP



1x77W E27




USA & CANADA

1x60W E26

Il vetro lucido o satinato e la forma ideata per uno spazio angolare rendono Corner perfetta per ambienti dalla luce intima, come le stanze da letto.

The glossy or matt blown glass and the shape that adapts to a corner help to create an intimate ambient light, which is ideal for a bedroom.


Tonalità del vetro / Glass colour tone




BC/LU




BC/ST




AM/LU




AM/ST




FU/LU




FU/ST




SB/LU



SB/ST



TB/LU



TB/ST



DAFNE

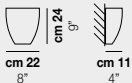
studio tecnico Vetreria Vistosi 1993



Dafne AP

DAFNE AP E27

DAFNE AP R7S

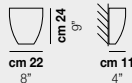


1x77W E27



USA & CANADA

1x60W E26



1x80W R7s



USA & CANADA

1x80W R7s


Le linee eleganti e discrete di Dafne ne fanno una lampada da parete adatta ai più vari stili d'arredamento.

This wall lamp offers an elegant and unobtrusive design that makes it suitable for any decoration.


Tonalità del vetro / Glass colour tone




BC/ST




BC/LU




AM/ST




AM/LU




SB/ST




SB/LU




FU/ST



FU/LU



TB/ST



TB/LU



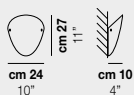
OVALINA

studio tecnico Vetreria Vistosi 1993



Ovalina AP

OVALINA AP E27



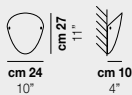
1x77W E27



USA & CANADA

1x60W E26

OVALINA AP R7S



1x80W R7S



USA & CANADA

1x80W R7S

Design discreto ed essenziale per esaltare la resa del vetro soffiato satinato sono le caratteristiche di Ovalina.

A clean, unobtrusive design that maximizes the quality of the matt-finish blown glass.


Tonalità del vetro / Glass colour tone




BC/ST




BC/LU




AM/ST




AM/LU




FU/ST



FU/LU



VA/ST



VA/LU



FU/LU




FU/ST

Tavolo / Table


Sospensioni / <i>Suspension</i>	23
Plafoniere / <i>Ceiling</i>	189
Parete / <i>Wall</i>	247
Terra / <i>Floor</i>	327




Tavolo / Table




Alegia
290




Assiba
300



Bissona
295




Bolle
324



Cloth
315




Damasco
306




Diadema
319



Ferea
294




Futura
311



Goto
304




Implode
314




Jo
310




Lio
296



Lucciola
312




Minigiogali
299




Munega
298




Naxos
320




Nessa
292



Novecento
318




Puppet
297



Rina
316




Sata
302



Spirit
305



Stardust
301



Vega
308

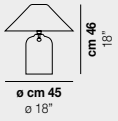
ALEGA

design Vico Magistretti 1970



Alega LT

ALEGALT



3×60W E14




USA & CANADA

3×40W E12

Ispirazione retrò e idea del classico nello stesso design. La combinazione della base trasparente con il diffusore bianco dona un tono caldo alla luce.

A design that combines a classical concept with a retro inspiration. The transparent base and the white diffuser give a warm accent to the light.

Tonalità del vetro / Glass colour tone



BC/CR

Parti metalliche / Metal parts



CR

NESSA

archivio storico Vetreri Vistosi 1972



Nessa LT

NESSA LT



1×77W E27




USA & CANADA

1×60W E26

Una lampada da tavolo prodotta a mano, molto più che funzionale. La fascia inferiore trasparente sfrutta al massimo la sorgente luminosa, mentre il resto del corpo in vetro bianco lascia filtrare una luce perfetta per ambienti soft.

A freehand made table lamp that goes beyond functionality. The bottom transparent band makes the most of the light source, while the upper white band creates a soft ambient light.

Tonalità del vetro / Glass colour tone



CR/BC

FEREA

design Babled & Co. 2009

Le linee uniche di Ferea sono rese possibili dall'impiego del taglio waterjet, che permette al designer di esplorare e plasmare forme inedite nella tradizione del vetro muranese.

A unique design made possible by the use of the waterjet cut, which allows the designer to explore and create shapes that give a new direction to the tradition of Murano glass.

Tonalità del vetro / Glass colour tone



BC/ST

Parti metalliche / Metal parts



BC

Ferea LT

FEREA LT



1×205W E27



USA & CANADA

1×60W E26



Bissona LT

BISSONA

archivio storico Vetreria Vistosi 1968

Oggetto decorativo più che lampada da tavolo, riflette le linee semplici del design vintage nella qualità e unicità del suo vetro artigianale. Disponibile in due misure.


More a decorative object than a table lamp as it reflects the simplicity of the vintage design, the quality of the glass and the uniqueness of its handmade production. Available in two sizes.

Tonalità del vetro / Glass colour tone



BC/LU

Parti metalliche / Metal parts



BC

BISSONA LT



1×60W G9

CE ENEC

USA & CANADA

1×60W G9



LiO LT 40

LiO

archivio storico Vetreria Vistosi 1972

Ampia gamma di lampade che in un design minimalista e discreto esaltano la sorgente luminosa, grazie alla fascia di vetro traslucida imprigionata tra gli strati del cristallo.

A comprehensive range of lamps that share a minimal, unobtrusive design that makes the most of the light source, which to the traslucid white band inserted in the glass.

Tonalità del vetro / Glass colour tone



CR/BC

LIOLT P



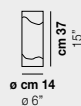
1x60W G9

CE ENEC

USA & CANADA

1x60W G9

LIOLT 40



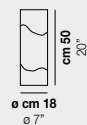
1x77W E27

CE ENEC

USA & CANADA

1x60W E26

LIOLT 50



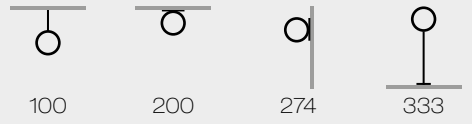
1x77W E27

CE ENEC

USA & CANADA

1x60W E26

Collezione / Collection





Puppet LT P

PUPPET

design Romani Saccani Architetti 2015

Collezione di lampade con diffusori in vetro soffiato sfumato e rigato irregolarmente. Le braccia del lampadario sono appese singolarmente a piacere del cliente.

Collection of lamps with blown glass diffuser with an original irregularly lined 'dégradé' finish. The arms of the chandelier are hung individually to customer demand.


Tonalità del vetro / Glass colour tone




BC/SF



CR/TR



FU/TR




AM/TR

Parti metalliche / Metal parts



CR



NE

PUPPET LT P



1x60W G9

CE ENEC

USA & CANADA

1x60W G9



Collezione / Collection



74



276

MUNEGA

design Luciano Vistosi 1978

Collezione di lampade in vetro soffiato e modellato a mano libera per creare una forma iconica di Vistosi.

Collection of blown glass, freehand-modelled lamps that create an iconic Vistosi shape.

Tonalità del vetro / Glass colour tone



BC

Munega LT P / G

MUNEGA LT P



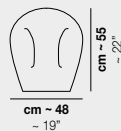
1×60W E14

CE ENEC

USA & CANADA

1×40W E12

MUNEGA LT G



1×77W E27

CE ENEC

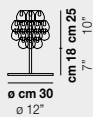
USA & CANADA

1×60W E26



Minigiogali LT

MINIGIOGALI LT



1x77W E27

CE ENEC

USA & CANADA

1x60W E26

MINIGIOGALI

design Angelo Mangiarotti 1967

La versione ridotta di Giogali, che permette di impiegare i ganci in cristallo per installazioni a parete di minori dimensioni, standard o su misura.

The reduced version of Giogali uses glass hooks for smaller wall installations, standard or custom-made.

Tonalità del vetro / Glass colour tone



CR/TR



CR/FU



CR/AM



BC



NE



CR/AG



CR/OR



CR/BR



CR/RA



CR/NN

Parti metalliche / Metal parts



BR



CR

Collezione / Collection



180



242



266



344



Assiba LT

ASSIBA

design Mauro Olivieri 2011

Collezione ispirata a forme, colori e texture dell'oceano. Permette infinite combinazioni grazie ai componenti rotanti, realizzati in vetro soffiato lucido. È disponibile in due misure, collocabili in posizioni diverse.

A collection inspired by the ocean life in its colours, shapes and textures. It allows infinite combinations thanks to the rotating components, made of glossy blown glass and available in two sizes, which can be arranged in different positions.


Tonalità del vetro / Glass colour tone




BC/BT



CR/BT



MC2



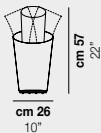
MC3

Parti metalliche / Metal parts



CR

ASSIBA LT



1×77W E27

CE ENEC CB

USA & CANADA

1×60W E26

Collezione / Collection



52



Stardust LT

STARDUST LT



1x48W G9

CE ENEC

USA & CANADA

1x48W G9

STARDUST

design Francesco Lucchese 2015

Collezioni di lampade con braccia in vetro soffiato e lavorato a mano. Le strutture in metallo nascondono un originale sistema di fissaggio dei bracci e del sistema di cablaggio.

Collections of lamps with arms made of blown and handcrafted crystal glass. The metal frames hide an original fastening system of the arms and of the cabling system.

Tonalità del vetro / Glass colour tone



CR/RI

Parti metalliche / Metal parts



NN

Collezione / Collection



54




272

SATA

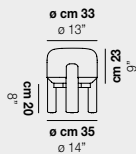
design Favaretto& Partners 2017

LA VIE EST UNE PHOTOGRAPHIE



Sata LT

SATA LT



1x77W E27



USA & CANADA

1x60W E26

Questo sistema di illuminazione prosegue la riflessione stilistica di Trepai, mettendo ancora più in risalto il legno di frassino, sulla cui struttura rigorosa e geometrica poggia il corpo illuminante in vetro soffiato. La collezione è declinata in più versioni per adattarsi a diversi contesti, sia classici sia moderni.

This lighting system carries on with the stylistic reflection of Trepai, and gives even more emphasis to ash wood, which forms the rigorous and geometric structure where the blown glass light source rests. The collection is available in several versions to suit different contexts, both classic and modern.

Tonalità del vetro / Glass colour tone




AM/SF




BC/SF

Struttura / Structure



LFN



LFR



GOOD
DESIGN
AWARD
2017

red dot
design
award
2017

Collezione / Collection



336

GOTO

studio tecnico Vetreria Vistosi 2002

Ideale per gli ambienti d'impronta classica, questa collezione di applique prende ispirazione dalle forme della botanica, riprodotte in vetro soffiato bianco.

A collection of fixtures with a delicate shape of botanical inspiration, made with blown glass and available in white for classic style rooms.

Tonalità del vetro / Glass colour tone



BC/LU

Goto LT P / G

GOTO LT P



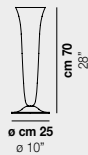
1×77W E27

CE ENEC

USA & CANADA

1×60W E26

GOTO LT G



1×77W E27

CE ENEC

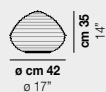
USA & CANADA

1×60W E26



Spirit LT 37

SPIRIT LT 37



1x77W E27
CE **ENE CB**
USA & CANADA
 1x60W E26

SPIRIT

design Marco Acerbis 2013

Spirit è la forma del diamante soffiata nel vetro. Le particolari rigature, frutto di una lunga ricerca, catturano la luce e la riflettono, nascondendo la sorgente luminosa anche nella versione in cristallo trasparente.

The shape of a diamond blown into glass. The folds are the result of a long process of development that creates a unique light reflection while, even in the transparent crystal version, the source of light is concealed.

Tonalità del vetro / Glass colour tone




BC/LU




CR/TR

Parti metalliche / Metal parts



NI

Collezione / Collection



114

198

DAMASCO
design Paolo Crepax 2003



Damasco LT P / M / G

DAMASCO LT P



1x60W G9



USA & CANADA cETLus

1x60W G9

DAMASCO LT M



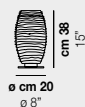
1x77W E27



USA & CANADA cETLus

1x60W E26

DAMASCO LT G



1x77W E27




USA & CANADA cETLus

1x60W E26

Collezione realizzata con la tecnica bozzolo, in cui l'originale decoro diventa un vero e proprio materiale: la sovrapposizione di fili di vetro fuso a creare una texture in rilievo. Damasco è una delle creazioni di più lungo successo, che vede nel tempo versioni sempre nuove.

It is produced with the bozzolo technique, which consists in applying threads of molten glass that create an organic texture. Due to its versatility, it is one of our most successful series which has been developed and extended during the years with new versions.

Tonalità del vetro / Glass colour tone



CR/AM



CR/CR

Parti metalliche / Metal parts




NI



Collezione / Collection





Vega LT



Vega LT

VEGA

design Michele De Lucchi 1982


Una creazione storica del design italiano, recentemente rivisitata in una collezione che all'originale lampada da tavolo unisce i modelli da parete e a pavimento.

A piece of Italian design history that has recently been extended from the original table lamp to wall and floor fixtures.

Tonalità del vetro / Glass colour tone



BC



MC1



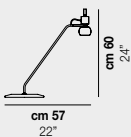
MC2

Parti metalliche / Metal parts



BC

VEGA LT




1×50W GY6.35

CE ENEC

USA & CANADA

1×50W GY6.35



Collezione / Collection



270



347



Jo LT


JO

design Pio e Tito Toso 2011


JO, nella versione tavolo, è composta da due metà di vetro soffiato di forma ovale. Il paralume diffonde in modo incantevole la luce mentre la base lo riflette.

JO table lamp consists of two oval shape mouthblown glasses. The lampshade charmingly diffuses the light while the base reflects it.


Tonalità del vetro / Glass colour tone



BC/DI



FU/DI



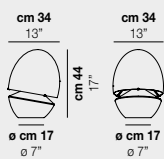
SB/DI

Parti metalliche / Metal parts



CR

JO LT



1x77W E27

CE ENEC CB

USA & CANADA

1x60W E26



FUTURA

design Hangar Design Group 2015


Collezione di lampade in vetro soffiato disponibile in cristallo e tre esclusive colorazioni abbinata a differenti finiture dell'anello metallico. Il vetro soffiato è in pezzo unico ma la particolare lavorazione lo rende di colore trasparente nella parte superiore e di colore diffusore nella parte inferiore.

Collection of lamps in blown glass available in transparent and three exclusive colors combined with different finishes of the metal ring. The glass is blown in one piece but the particular handcraft process makes the colour transparent in the upper part and diffuser in the bottom part.


Tonalità del vetro / Glass colour tone




BC/NE



FU/MA




AM/OT



CR/RA

Parti metalliche / Metal parts



NE

Futura LT P / G

FUTURA LT P

FUTURA LT M

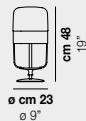


1x77W E27



USA & CANADA

1x60W E26



1x77W E27



USA & CANADA

1x60W E26

Collezione / Collection



92



234



271



339



LUCCIOLA LT 18 *



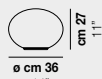
1x46W E14
CE ENEC
USA & CANADA

LUCCIOLA LT 27 *



1x46W E14
CE ENEC
USA & CANADA

LUCCIOLA LT P



1x77W E27
CE ENEC
USA & CANADA

Una delle più versatili collezioni. La sua forma ovale in vetro soffiato satinato è disponibile in diverse dimensioni, che si prestano a innumerevoli combinazioni d'installazione.

One of our most versatile series. Its oval, mouth-blown matt glass shape is available in different sizes, which can be combined to offer multiple possibilities.

Tonalità del vetro / Glass colour tone



BC/ST

LUCCIOLA LT M



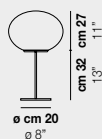
1x77W E27
CE ENEC
USA & CANADA

LUCCIOLA LT G




1x77W E27
CE ENEC
USA & CANADA

LUCCIOLA LT 30 P




1x77W E27
CE ENEC
USA & CANADA

Parti metalliche / Metal parts



BC



NI

* LT 18, LT 27 solo BC / LT 18, LT 27 only BC



Collezione / Collection



IMPLODE

design Gregorio Spini 2011

Questa linea rappresenta l'illusione di una superficie creata dall'implosione di un volume. Il vetro, grazie alla sua densità, lascia trasparire le gradazioni di strati multipli di cristallo bianco e trasparente.


A collection that represents the illusion of a surface created by the implosion of a volume. The glass, due to the thickness, shows a gradation of multiple layers of white and transparent crystal.

Tonalità del vetro / Glass colour tone



BC/CR

Parti metalliche / Metal parts



BC

Implode LT 16 / 38

IMPLODE LT 16



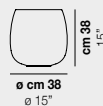
1x60W G9



USA & CANADA

1x60W G9

IMPLODE LT 38



3x77W E27



USA & CANADA

3x60W E26

Collezione / Collection



108

194


CLOTH

design Romani Saccani Architetti 2009


La complessa soffiatura di Cloth trasforma il vetro in un tessuto increspato, di grande effetto. Nella versione cromata, grazie ad un'esclusiva finitura esterna, Cloth è metallizzata quando è spenta, e assume un tono caldo beige scuro quando viene accesa.

Unique blown glass that seems to turn into pleated fabric, making this collection a real eye catcher. The chrome version has an exclusive outer chrome coating that looks metallic when the lamp is off, but turns to dark beige when the lamp is on.

Tonalità del vetro / Glass colour tone



BC/ST



BC/CM

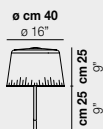
Parti metalliche / Metal parts



CR

Cloth LT G

CLOTH LT G



o cm 40
o 16"
cm 25
9"
o cm 30
o 12"
3x77W E27
CE ENEC (CCC) (PS)
USA & CANADA (UL)
3x60W E26



ON

OFF

Collezione / Collection



150



252



335

RINA

design Barbara Maggiolo 2009

Si ispira al tarassaco, del quale ricorda il pappo, grazie alla leggera texture della superficie, realizzata con la tradizionale tecnica delle murrine. Rina è disponibile in cinque misure che si possono combinare in un'ampia gamma di installazioni a sospensione, applique e da soffitto.

Inspired by the dandelion flower and using the traditional murrina technique, which creates an organic light texture, Rina is available in five sizes that can be combined in a wide range of pendant, ceiling and wall lights.

Tonalità del vetro / Glass colour tone



BC/MU

Parti metalliche / Metal parts

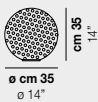


NI



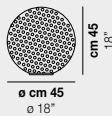
Rina LT 25 / 35 / 45 / 60

RINA LT 35



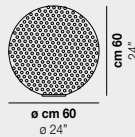
1x77W E27
CE **ERIC CB**
USA & CANADA
 1x60W E26

RINA LT 45




1x77W E27
CE **ERIC CB**
USA & CANADA
 1x60W E26

RINA LT 60



3x77W E27
CE **ERIC CB**
USA & CANADA
 3x60W E26

Collezione / Collection



168

220



Rina LT 16

RINA

design Barbara Maggiolo 2009

Si ispira al tarassaco, del quale ricorda il pappo, grazie alla leggera texture della superficie, realizzata con la tradizionale tecnica delle murrine. Rina è disponibile in cinque misure che si possono combinare in un'ampia gamma di installazioni a sospensione, applique e da soffitto.


Inspired by the dandelion flower and using the traditional murrina technique, which creates an organic light texture, Rina is available in five sizes that can be combined in a wide range of pendant, ceiling and wall lights.

Tonalità del vetro / Glass colour tone



BC/MU

Parti metalliche / Metal parts



NI

RINA LT 16

RINA LT 25



1x60W G9

CE ENEC

USA & CANADA

1x60W G9




1x77W E27

CE ENEC CB

USA & CANADA

1x60W E26

Collezione / Collection



168

220



Novecento LT

NOVECENTO

design Romani Sacconi Architetti 2013

La chiave di lettura della collezione Novecento è la volontà di sintetizzare la tradizione muranese del lampadario, nel suo elemento più riconoscibile: il profilo. Lo riproduce un guscio di cristallo che è il prodotto della rotazione a 360° della silhouette del lampadario, mantenendo così le caratteristiche delle forme originali, e risultando perfetto per atmosfere sia classiche che contemporanee.

The idea behind the collection Novecento is to reduce the traditional Murano chandelier to its most recognizable element, its profile. This shape is then reconstructed in a 360° glass outline, which keeps the same characteristics of the original design and is therefore suitable for both classic and contemporary ambiances.

Tonalità del vetro / Glass colour tone



BC/RI



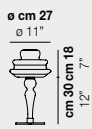
CR/RI

Parti metalliche / Metal parts



CR

NOVECENTO LT



1x60W E14
CE ENEC
 USA & CANADA
 1x40W E12



Collezione / Collection



46



229



348



Diadema LT G B

DIADEMA

design Romani Saccani Architetti 2005

Diadema è un sistema di illuminazione basato sul singolo elemento della canna in puro vetro. Combinando canne di diverse dimensioni, la luce si riflette e si trasmette in una sensazione di movimento. La montatura metallica permette numerose varianti e ampi margini per versioni su misura, sempre a scomparsa, grazie al sistema di fissaggio ideato appositamente per questo modello.


Diadema is a lighting system based on a single element, the rod of pure glass. It takes advantage of the way it reflects and transmits the light, while offering a sense of movement by using rods of different sizes. The metal body allows to offer multiple variations and ample space for custom-made versions with concealed metal body, thanks to the fixing system developed for this collection.

Tonalità del vetro / Glass colour tone



CR

Parti metalliche / Metal parts



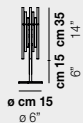
BS



CR

DIADEMA LT P A

DIADEMA LT G B

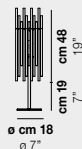


1x60W E14



USA & CANADA .E14

1x40W E12



1x60W E14



USA & CANADA .E14

1x40W E12




Collezione / Collection



NAXOS

archivio storico Vetreria Vistosi 1988



Naxos LT 76 / MN



Naxox LT 33 / 50



Naxos LT 50

NAXOS LT MN



1×60W E14



USA & CANADA

1×40W E12

NAXOS LT 33



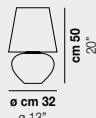
1×60W E14 + 1×40W E14



USA & CANADA

1×40W E12 + 1×25W E12

NAXOS LT 50



1×77W E27 + 1×40W E14



USA & CANADA

1×60W E26 + 1×40W E12

Collezione di lampade da tavolo, sospensioni e piantane dal design riconoscibile, che esalta la qualità del vetro satinato. La versione da tavolo sfrutta il vantaggio di due sorgenti luminose: la base e il paralume.


A collection of table lamps, pendants and floor lamps with a recognizable design that maximizes the quality of the matt-finish glass. The table versions have the advantage of lighting both the shade and the base.

Tonalità del vetro / Glass colour tone



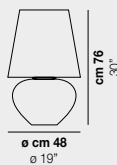
BC/ST

Parti metalliche / Metal parts



BC

NAXOS LT 76



1×77W E27 + 3×60W E14
+ 1×46W E27



USA & CANADA

1×60W E26 + 3×60W E12
+ 1×43W E26

Collezione / Collection



136



334

BOLLE

design Barbara Maggiolo 2003



Bolle LT P



1x60W G9



USA & CANADA

1x60W G9


La caratteristica texture di questa collezione viene dalla tecnica baloton, che consiste nell'inserimento di bolle d'aria nel vetro durante la lavorazione. L'effetto "tessuto" che si ottiene moltiplica i riflessi sulla superficie della sfera.

The main characteristic of this collection of lamps produced with the baloton technique is the insertion of bubbles of air in the glass during its production, that create multiple reflections and add an organic texture on the surface of the sphere.

Tonalità del vetro / Glass colour tone




BC/BO



CR/BO

Parti metalliche / Metal parts



NI



Collezione / Collection



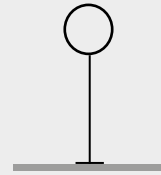
162




222

Terra / Floor


Sospensioni / <i>Suspension</i>	23
Plafoniere / <i>Ceiling</i>	189
Parete / <i>Wall</i>	247
Tavolo / <i>Table</i>	287



Terra / Floor



Cloth
335



Damasco
340




Diadema
345




Ecos
346




Futura
339




Giogali
342



Gloria
349




Lepanto
330




Lio
333




Lucciola
332




Minigiogali
344



Naxos
334




Novecento
348



Sata
336



Smoking
331



Trepai
338



Vega
347



Lepanto PT

LEPANTO

design Luciano Vistosi 1968

Lepanto è una vera scultura in vetro di Murano, che richiede grande abilità tecnica nella realizzazione. La finitura del vetro 'pulegoso' che la caratterizza, trasforma la superficie in una raffinata texture naturale.

A light sculpture of classical inspiration made of Murano glass, which requires a high degree of technical skill. The 'pulegoso' finish adds a unique organic texture to the surface of the glass.

Tonalità del vetro / Glass colour tone



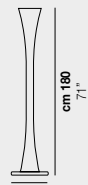
BC/PU

Parti metalliche / Metal parts



NI

LEPANTO PT



ø cm 34
ø 13"

1×35W G5 + 1×205W E27

CE ENEC

USA & CANADA

1×35W G5 + 1×150W E26



Collezione / Collection



138

SMOKING

design Paolo Crepax 2003

L'effetto d'impatto di questa creazione viene dal contrasto tra due elementi: il diffusore lavorato a mano che crea intricati effetti di luce, e l'elegante corpo in vetro soffiato bianco semitrasparente che ne marca l'eleganza.

A contrast between the two glass elements, the handworked transparent diffuser, which creates intricate effects of light, and the semitransparent body in white mounthblown glass, which defines its elegant character.

Tonalità del vetro / Glass colour tone



BC/CR

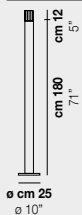
Parti metalliche / Metal parts



NI

Smoking PT

SMOKING PT



1×205W E27



USA & CANADA

1×60W E26

LUCCIOLA

archivio storico Vetreria Vistosi 1981

Una delle più versatili collezioni. La sua forma ovale in vetro soffiato satinato è disponibile in diverse dimensioni, che si prestano a innumerevoli combinazioni d'installazione.


One of our most versatile series. Its oval, mouth-blown matt glass shape is available in different sizes, which can be combined to offer multiple possibilities.

Tonalità del vetro / Glass colour tone



BC/ST

Parti metalliche / Metal parts

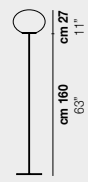


NI

Lucciola PT M



LUCCIOLA PT P



ø cm 28
ø 11"

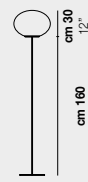
1×205W E27



USA & CANADA

1×150W E26

LUCCIOLA PT M



ø cm 28
ø 11"

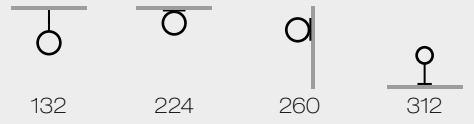
1×205W E27



USA & CANADA

1×150W E26

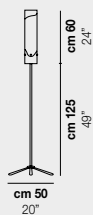
Collezione / Collection





Lio PT

LIO PT



1×205W E27

CE ENEC

USA & CANADA

1×150W E26



LIO

archivio storico Vetreria Vistosi 1972

Ampia gamma di lampade che in un design minimalista e discreto esaltano la sorgente luminosa, grazie alla fascia di vetro traslucida imprigionata tra gli strati del cristallo.


A comprehensive range of lamps that share a minimal, unobtrusive design, which makes the most of the light source, thanks to the translucent white band inserted in the glass.

Tonalità del vetro / Glass colour tone



CR/BC

Parti metalliche / Metal parts



NI

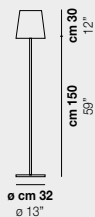
Collezione / Collection





Naxos PT 50

NAXOS PT 50



3x77W E27

CE ENEC

USA & CANADA

3x60W E26

NAXOS

archivio storico Vetreria Vistosi 1988

Collezione di lampade da tavolo, sospensioni e piantane dal design riconoscibile, che esalta la qualità del vetro satinato. La versione da tavolo sfrutta il vantaggio di due sorgenti luminose: la base e il paralume.


A collection of table lamps, pendants and floor lamps with a recognizable design that maximizes the quality of the matt-finish glass. The table versions have the advantage of lighting both the shade and the base.

Tonalità del vetro / Glass colour tone



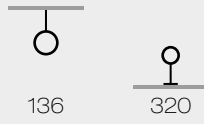
BC/ST

Parti metalliche / Metal parts



NI

Collezione / Collection





Cloth PT G


CLOTH

Romani Saccani Architetti 2009


La complessa soffiatura di Cloth trasforma il vetro in un tessuto increspato, di grande effetto. Nella versione cromata, grazie ad un'esclusiva finitura esterna, Cloth è metallizzata quando è spenta, e assume un tono caldo beige scuro quando viene accesa.

Unique blown glass that seems to turn into pleated fabric, making this collection a real eye catcher. The chrome version has an exclusive outer chrome coating that looks metallic when the lamp is off, but turns to dark beige when the lamp is on.

Tonalità del vetro / Glass colour tone



BC/ST



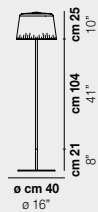
BC/CM

Parti metalliche / Metal parts



CR

CLOTH PT G



3x77W E27

CE ENEC (C) (P)

USA & CANADA (UL)

3x60W E26



Collezione / Collection



150



252



315

SATA

design Favaretto&Partners 2017



Sata PT

SATA PT



ø cm 35
ø 14"

1×77W E27

CE ENEC

USA & CANADA

1×60W E26

Questo sistema di illuminazione prosegue la riflessione stilistica di Trepai, mettendo ancora più in risalto il legno di frassino, sulla cui struttura rigorosa e geometrica poggia il corpo illuminante in vetro soffiato. La collezione è declinata in più versioni per adattarsi a diversi contesti, sia classici sia moderni.

This lighting system carries on with the stylistic reflection of Trepai, and gives even more emphasis to ash wood, which forms the rigorous and geometric structure where the blown glass light source rests. The collection is available in several versions to suit different contexts, both classic and modern.

Tonalità del vetro / Glass colour tone




AM/SF




BC/SF

Struttura / Structure



LFN



LFR



GERMAN
DESIGN
AWARD
WINNER
2019

GOOD
DESIGN
AWARD
2017

red dot
design
award
2017

Collezione / Collection

302



Trepai PT

TREPAI

design Favaretto&Partners 2013

La versatilità è la chiave di questa collezione di lampade: Trepai è perfetta in contesti sia classici che moderni, grazie al supporto in legno di noce nella versione da terra. All'origine dialettale veneziana del nome si unisce l'eco della fonetica giapponese.

The main characteristic of this collection is the versatility: it can be inserted in a variety of contexts both classical and modern, thanks to the use of a stand made with walnut wood. The name comes from 'three sticks' in Venetian dialect and it has an echo of Japanese phonetics.

Tonalità del vetro / Glass colour tone




BC



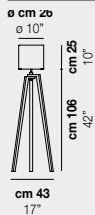
FU/DI

Struttura / Structure



LNO

TREPAI PT



1x77W E27

CE ENEC

USA & CANADA

1x60W E26



grandesignEtico



Futura PT P

FUTURA

design Hangar Design Group 2015


Collezione di lampade in vetro soffiato disponibile in cristallo e tre esclusive colorazioni abbinata a differenti finiture dell'anello metallico. Il vetro soffiato è in pezzo unico ma la particolare lavorazione lo rende di colore trasparente nella parte superiore e di colore diffusore nella parte inferiore.

Collection of lamps in blown glass available in transparent and three exclusive colors combined with different finishes of the metal ring. The glass is blown in one piece but the particular handcraft process makes the colour transparent in the upper part and diffuser in the bottom part.


Tonalità del vetro / Glass colour tone




BC/NE



FU/MA




AM/OT



CR/RA

Parti metalliche / Metal parts



NE

FUTURA PT P



1x77W E27

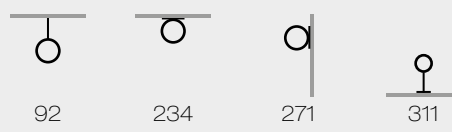


USA & CANADA

1x60W E26



Collezione / Collection

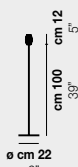


DAMASCO
design Paolo Crepax 2003



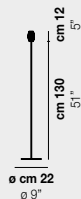
Damasco PT G

DAMASCO PT 100 P



1x60W G9
CE ENEC **CCC** **PS**
USA & CANADA **UL**
 1x60W G9

DAMASCO PT 140 P



1x60W G9
CE ENEC **CCC** **PS**
USA & CANADA **UL**
 1x60W G9

DAMASCO PT 180 P

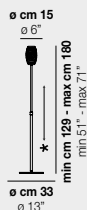


1x60W G9
CE ENEC **CCC** **PS**
USA & CANADA **UL**
 1x60W G9

Collezione realizzata con la tecnica bozzolo, in cui l'originale decoro diventa un vero e proprio materiale: la sovrapposizione di fili di vetro fuso a creare una texture in rilievo. Damasco è una delle creazioni di più lungo successo, che vede nel tempo versioni sempre nuove.

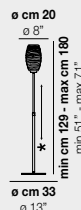
It is produced with the bozzolo technique, which consists in applying threads of molten glass that create an organic texture. Due to its versatility, it is one of our most successful series which has been developed and extended during the years with new versions.

DAMASCO PT M




1x77W E27
CE ENEC CB **CCC**
USA & CANADA **UL**
 1x60W E26

DAMASCO PT G




1x77W E27
CE ENEC CB **CCC** **PS**
USA & CANADA **UL**
 1x60W E26

Tonalità del vetro / Glass colour tone




CR/AM



CR/CR

Parti metalliche / Metal parts

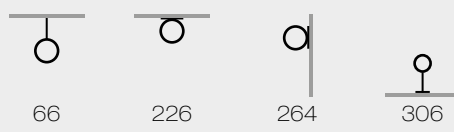


NI

* Lo stelo è regolabile in altezza / The height of the base may be adjusted



Collezione / Collection

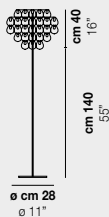


GIOGALI

design Angelo Mangiarotti 1967



GIOGALI PT



3x77W E27



USA & CANADA

3x60W E26

Un sistema decorativo d'illuminazione basato sull'elemento del gancio di cristallo componibile. Disponibile in diversi colori, montabile in versione da tavolo, da soffitto, sospensione, da parete e da terra. Può essere impiegato in grandi lampadari e strutture di qualsiasi dimensione.

A decorative lighting system based on a single element, the handmade glass hook. It is available in different colours, as standard table, ceiling, pendant, wall fixture and floor. It can also be arranged to offer chandeliers and structures of any dimension.

Tonalità del vetro / Glass colour tone



CR/TR



CR/FU



CR/AM



BC



NE



CR/AG



CR/OR



CR/BR



CR/RA



CR/NN

Parti metalliche / Metal parts



BR




CR



Collezione / Collection



172



238



268



Minigiogali PT

MINIGIOGALI

design Angelo Mangiarotti 1967

La versione ridotta di Giogali, che permette di impiegare i ganci in cristallo per installazioni di minori dimensioni, standard o su misura.

The reduced version of Giogali uses glass hooks for smaller wall installations, standard or custom-made.

Tonalità del vetro / Glass colour tone



CR/TR



CR/FU



CR/AM



BC



NE



CR/AG



CR/OR



CR/BR



CR/RA



CR/NN

Parti metalliche / Metal parts

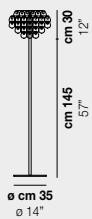


BR



CR

MINIGIOGALI PT



3x77W E27

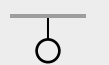


USA & CANADA

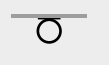
3x60W E26



Collezione / Collection



180



242



266



299

DIADEMA

design Romani Saccani Architetti 2005

Diadema è un sistema di illuminazione basato sul singolo elemento della canna in puro vetro. Combinando canne di diverse dimensioni, la luce si riflette e si trasmette in una sensazione di movimento. La montatura metallica permette numerose varianti e ampi margini per versioni su misura, sempre a scomparsa, grazie al sistema di fissaggio ideato appositamente per questo modello.


Diadema is a lighting system based on a single element, the rod of pure glass. It takes advantage of the way it reflects and transmits the light, while offering a sense of movement by using rods of different sizes. The metal body allows to offer multiple variations and ample space for custom-made versions with concealed metal body, thanks to the fixing system developed for this collection.

Tonalità del vetro / Glass colour tone



CR

Parti metalliche / Metal parts



BS

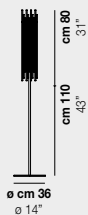


CR



Diadema PT G B

DIADEMA PT M C



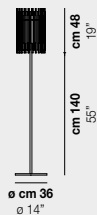
3×60W G9

CE ENEC (C) (PS)

USA & CANADA (UL)us

3×60W G9

DIADEMA PT G B



3×60W G9

CE ENEC (C) (PS)

USA & CANADA (UL)us

3×60W G9



Collezione / Collection





ECOS PT 35

ECOS

design Renato Toso, Noti Massari 2007

Collezione di lampade componibili con anelli di vetro di diversi colori e textures. È una soluzione d'illuminazione che offre grandissima possibilità di personalizzazione in termini di forme e misure.

A system made with multiple glass rings, available in different colours and textures, which offers a high level of customization in terms of shape and size.

Tonalità del vetro / Glass colour tone




BC/RI



CR/RI

Parti metalliche / Metal parts



BS



CR

ECOS PT 35



1x77W E27

CE ENEC CCC PS

USA & CANADA .E.T.L.

1x60W E26



Collezione / Collection



34



236



262



Vega PT

VEGA

design Michele De Lucchi 1982

Una creazione storica del design italiano, recentemente rivisitata in una collezione che all'originale lampada da tavolo unisce i modelli da parete e a pavimento.

A piece of Italian design history that has recently been extended from the original table lamp to wall and floor fixtures.

Tonalità del vetro / Glass colour tone



BC



MC/1



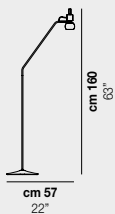
MC/2

Parti metalliche / Metal parts



BC

VEGA PT




1x50W GY6.35

CE ENEC

USA & CANADA

1x50W GY6.35



Collezione / Collection



270



308

NOVECENTO

design Romani Sacconi Architetti 2013

La chiave di lettura della collezione Novecento è la volontà di sintetizzare la tradizione muranese del lampadario, nel suo elemento più riconoscibile: il profilo. Lo riproduce un guscio di cristallo che è il prodotto della rotazione a 360° della silhouette del lampadario, mantenendo così le caratteristiche delle forme originali, e risultando perfetto per atmosfere sia classiche che contemporanee.

The idea behind the collection Novecento is to reduce the traditional Murano chandelier to its most recognizable element, its profile. This shape is then reconstructed in a 360° glass outline, which keeps the same characteristics of the original design and is therefore suitable for both classic and contemporary ambiances.

Tonalità del vetro / Glass colour tone



BC/RI



CR/RI

Parti metalliche / Metal parts

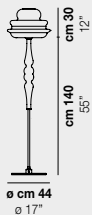


CR



Novecento PT

NOVECENTO PT



1x77W E27

CE ENEC

USA & CANADA

1x60W E26



Collezione / Collection



46



229



318

GLORIA

studio tecnico Vetreria Vistosi 2002

La lavorazione 'rigadin' del vetro color seta, impreziosito dalle scaglie dorate a 24k, è il tratto identificativo di quest'ampia collezione di sospensioni, lampade a soffitto, a parete, da tavolo, piantane.


The 'rigadin' glass from the Venetian tradition in silk colour and with 24k gold flakes is the common characteristic of this comprehensive collection of pendants, ceiling fixtures, sconces, table and floor lamps.

Tonalità del vetro / Glass colour tone



SE/OR

Parti metalliche / Metal parts



OR

Gloria PT

GLORIA PT



1×205W E27

CE ENEC

USA & CANADA

1×150W E26



Contenuti / Contents

Vistosi

Indice analitico / <i>Analytical index</i>	4
Indice fotografico / <i>Photographic index</i>	6
Storia / <i>History</i>	8
Azienda / <i>Company</i>	12
Designer / <i>Designers</i>	14
Progetti / <i>Projects</i>	16

Prodotti / Products

Sospensioni / <i>Suspension</i>	23
Plafoniere / <i>Ceiling</i>	189
Parete / <i>Wall</i>	247
Tavolo / <i>Table</i>	287
Terra / <i>Floor</i>	327

Informazioni / Information

Come leggere il catalogo / <i>How to read the catalog</i>	352
Legenda / <i>Key</i>	353

Materiali / Materials

Colori vetro / <i>Glass colors</i>	354
Finiture vetro / <i>Glass finishes</i>	354
Finiture delle parti metalliche / <i>Finishes of metal parts</i>	355
Altri materiali / <i>Other materials</i>	355

Versioni LED / LED versions	356
------------------------------------	------------

Informazioni / Information

Come leggere il catalogo / How to read the catalog

LUCCIOLA SP 18
 max 140
 max 55°
 cm 13
 o cm 18
 ø 7"
 1x46W E14
 CE ENEC CB CCC
 USA & CANADA
 1x40W E12

LUCCIOLA SP 27
 max 140
 max 55°
 cm 13
 o cm 18
 ø 7"
 1x46W E14
 CE ENEC CB CCC
 USA & CANADA
 1x40W E12

LUCCIOLA SP P
 max 140
 max 55°
 cm 13
 o cm 18
 ø 7"
 1x77W E27
 CE ENEC CB CCC
 USA & CANADA
 1x60W E26

Una delle più versatili collezioni. La sua forma ovale in vetro soffiato salinato è disponibile in diverse dimensioni, che si prestano a innumerevoli combinazioni d'installazione.
 One of our most versatile series. Its oval and mouth-blown salted glass shape is available in different sizes, which can be combined to offer multiple possibilities.

Tonalità del vetro / Glass colour tone
 BC/ST

Parti metalliche / Metal parts
 NI

LED Europa
 E 6W-12V-800m-3.000K
 I 10W-230V-1100m-3.000K
 F 12,5W-25V-1650m-3.000K

LED Usa & Canada
 E 6W-12V-800m-3.000K
 I 13,5W-120V-1300m-3.000K
 F 12,5W-25V-1650m-3.000K

Collezione / Collection
 224 260 312 332

descrizione famiglia / *category description*
 finitura vetro / *glass finish*
 finitura montatura / *finishes of metal parts*
 versione LED Europa / *European LED versions*
 certificazioni / *certifications*
 versione LED USA & Canada / *USA & Canada LED version*
 certificazioni / *certifications*
 tipologie alternative / *alternative types*

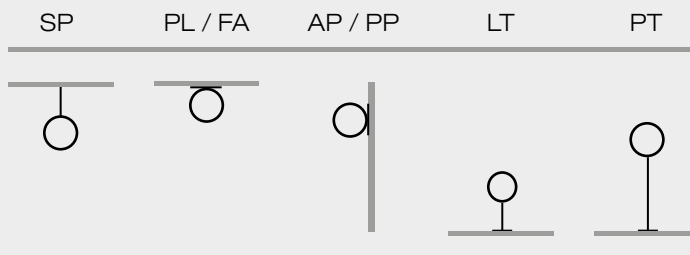
LUCCIOLA SP 18
 max cm 140
 max 55°
 cm 13
 o cm 18
 ø 7"
 1x46W E14
 CE ENEC CB CCC
 USA & CANADA
 1x40W E12

codice prodotto / *product code*
 dimensioni / *dimensions*
 lampadine / *bulbs*
 lampadine / *bulbs*
 LED
 certificazioni / *certifications*
 certificazioni / *certifications*
 LED

Legenda / Key

Tipologia / Type _____

SP	Sospensione	<i>Suspension</i>
PL	Plafoniera	<i>Ceiling</i>
AP	Parete	<i>Wall</i>
PP	Parete - Soffitto	<i>Wall - Ceiling</i>
FA	Faretto	<i>Spotlight</i>
LT	Tavolo	<i>Table</i>
PT	Terra	<i>Floor</i>



Certificazioni di prodotto / Product certifications _____



Certificato di "Conformità Europea", indica che il prodotto è conforme alle norme di sicurezza Europee

"European Conformity" marking, which indicates that the product complies with the European safety standards.



È il massimo delle certificazioni di prodotto vigenti in Europa. Per ottenere questo certificato, il prodotto deve superare i test di sicurezza Europei, ma anche i test specifici richiesti da tutti gli stati membri.

It is the high quality European certification for products. In order to obtain it, the product must pass the European security tests as well as the specific tests required by each Member State.



Certificato di conformità del prodotto alle normative di sicurezza elettro-technica della Federazione Russa.

Certification indicating products that conform to the electro-technical safety regulations of the Russian Federation.



Certificato di conformità del prodotto alle normative di sicurezza elettro-technica della Cina.

Certification indicating products that conform to the electro-technical safety regulations of China.



Certificato di conformità del prodotto alle normative di sicurezza elettro-technica del Giappone. Disponibile solo su richiesta e fornito da Doi&Co. Luminabella Div.

Certification indicating products that conform to Japan's electro-technical safety regulations. Available only on request and supplied by Doi & Co. Luminabella Div.



Certificato internazionale di sicurezza elettro-technica di prodotto, riconosciuto da oltre 50 Paesi.

International Certification of electro-technical product safety, recognized by over 50 countries.



Certificato di conformità del prodotto alle normative di sicurezza elettro-technica degli Stati Uniti e del Canada. Disponibile per i mercati di riferimento.

Certification of product conformity to the electro-technical safety regulations of the United States and Canada. Available for the specific markets.



Simbolo che indica che l'apparecchio è conforme alle linee guida dell'Americans with Disabilities Act (ADA).

Symbol indicating that the device complies with the guidelines of the Americans with Disabilities Act (ADA).



Grado di protezione dell'apparecchio ai solidi-liquidi.

Level of protection of electronic equipments against solids and liquids.


Materiali / Materials

Colori vetro / Glass colors

AA	ametista chiara	<i>light amethyst</i>
AM	ambra	<i>amber</i>
AT	ametista	<i>amethyst</i>
BC	bianco	<i>white</i>
CR	cristallo	<i>crystal</i>
FU	fumè	<i>smoky</i>
GR	grigio	<i>grey</i>
NE	nero	<i>black</i>
SB	sabbia	<i>sand</i>
SE	seta	<i>silk</i>
TB	terra bruciata	<i>burned earth</i>
VA	verde antico	<i>old green</i>

Finiture vetro / Glass finishes

.. / AG	.. / argento	.. / silver	
.. / BC	.. / bianco	.. / white	
.. / BO	.. / "bolle"	.. / "bubbles"	162, 222, 324
.. / BR	.. / bronzo	.. / bronze	
.. / BT	.. / "balloton"	.. / "balloton"	52, 148, 300
.. / CM	.. / metallizzato	.. / metallized	
.. / DI	.. / diffusore lucido	.. / glossy diffuser	
.. / FO	.. / foglia oro	.. / gold leaf	
.. / LU	.. / lucido	.. / glossy	
.. / MF	.. / metallizzato sfumato	.. / shaded metallized	
.. / MU	.. / "murrina"	.. / "murrina"	168, 220, 316
.. / NE	.. / nero	.. / black	
.. / OR	.. / oro	.. / gold	
.. / PU	.. / "pulegoso"	.. / "pulegoso"	138, 310
.. / RA	.. / rame	.. / copper	
.. / RI	.. / rigadin	.. / striped glass	
.. / SF	.. / sfumato	.. / shaded	
.. / ST	.. / satinato	.. / matt	
.. / TR	.. / trasparente	.. / transparent	



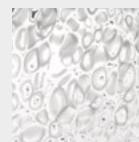
.. / BO



.. / BT



.. / PU



.. / MU

Finiture delle parti metalliche / *Metal parts finishes*

AB	alluminio bronzo	<i>bronze aluminium</i>
AS	acciaio specchiato	<i>mirrored steel</i>
BC	bianco	<i>white</i>
BO	bianco opaco	<i>matt white</i>
BR	bronzo	<i>bronze</i>
BS	bronzo satinato	<i>matt bronze</i>
BV	bronzo verniciato	<i>painted bronze</i>
CR	cromo	<i>chrome</i>
C-G	cromo - cavo grigio	<i>chrome - grey cable</i>
GR	grigio	<i>grey</i>
MA	marrone	<i>brown</i>
NE	nero opaco	<i>matt black</i>
NEL	nero lucido	<i>glossy black</i>
NEO	nero opaco	<i>matt black</i>
NI	nickel satinato	<i>satin nickel</i>
NL	nickel lucido	<i>glossy nickel</i>
NN	nickel nero	<i>black nickel</i>
NO	nickel opaco	<i>matt nickel</i>
N-N	nero - cavo nero	<i>black - black cable</i>
OR	oro lucido	<i>glossy gold</i>
OS	oro satinato	<i>matt gold</i>
OT	ottone verniciato	<i>painted brass</i>
RA	rame	<i>copper</i>


Altre finiture / *Other materials*

LFN	legno frassino nero	<i>black ash wood</i>
LFR	legno frassino naturale	<i>natural ash wood</i>
LNO	legno noce naturale	<i>natural walnut wood</i>


Legenda codici prodotto / *Key of product codes*

es. ex.	codice prodotto <i>product code</i>	tipologia <i>type</i>	modello <i>model</i>	colore vetro <i>glass color</i>	finitura vetro <i>glass finish</i>	finitura struttura <i>metal part finish</i>	sorgente <i>lamping</i>
1	ASSIBA SP G BC/BT CR E27	sospensione <i>suspension</i>	grande <i>large</i>	bianco <i>white</i>	/ balloton <i>balloton</i>	cromo <i>chrome</i>	E27
2	ASSIBA SP 2 CR/BT CR LED	sospensione <i>suspension</i>	2 vetri <i>2 glasses</i>	cristallo <i>crystal</i>	/ balloton <i>balloton</i>	cromo <i>chrome</i>	LED

LED A



LED B



caratteristiche / features

USA & Canada

USA & Canada

vita media / average lifetime	ore / h	40.000	40.000	40.000	40.000
flusso luminoso / luminous flux	lm	600	600	600	600
temperatura colore / color temperature	°K	2.700	2.700	2.700	2.700
CRI	Ra	90	90	90	90
efficacia / efficiency	lm/W	120	120	120	120
angolo ottico / optical angle	°	120	120	120	120
tensione media / average tension	V	10	10	10	10
consumo / power consumption @500mA	W	5	5	5	5
dimmerazione / dimming	DIM	1-10 V / Push	1-10 V / Push	1-10 V / Push	1-10 V / Push

LED C



LED D



caratteristiche / features

USA & Canada

USA & Canada

vita media / average lifetime	ore / h	40.000	40.000	40.000	40.000
flusso luminoso / luminous flux	lm	600	600	600	600
temperatura colore / color temperature	°K	2.700	2.700	2.700	2.700
CRI	Ra	90	90	90	90
efficacia / efficiency	lm/W	120	120	120	120
angolo ottico / optical angle	°	120	120	120	120
tensione media / average tension	V	10	10	10	10
consumo / power consumption @500mA	W	5	5	5	5
dimmerazione / dimming	DIM	1-10 V / Push	1-10 V / Push	1-10 V / Push	1-10 V / Push

LED E**LED F****caratteristiche / features**

USA & Canada

USA & Canada

vita media / average lifetime	ore / h	40.000	40.000	40.000	40.000
flusso luminoso / luminous flux	lm	850	850	1.650	1.650
temperatura colore / color temperature	°K	3.000	3.000	3.000	3.000
CRI	Ra	80	80	80	80
efficacia / efficiency	lm/W	140	140	130	130
angolo ottico / optical angle	°	115	115	115	115
tensione media / average tension	V	12	12	25	25
consumo / power consumption @500mA	W	6	6	12,5	12,5
dimmerazione / dimming	DIM	1-10 V / Push	1-10 V / Push	1-10 V / Push	1-10 V / Push

LED G**LED I****caratteristiche / features**

USA & Canada

USA & Canada

vita media / average lifetime	ore / h	30.000	30.000	20.000	20.000
flusso luminoso / luminous flux	lm	2.850	2.850	1.120	1.300
temperatura colore / color temperature	°K	3.000	3.000	3.000	3.000
CRI	Ra	80	80	80	80
efficacia / efficiency	lm/W	145	145	110	75
angolo ottico / optical angle	°	115	115	115	115
tensione media / average tension	V	39	39	230	120
consumo / power consumption @500mA	W	19,5	19,5	10	17,5
dimmerazione / dimming	DIM	1-10 V / Push	1-10 V / Push	Phase cut	Phase cut

LED J



LED N



caratteristiche / features

USA & Canada

USA & Canada

vita media / average lifetime	ore / h
flusso luminoso / luminous flux	lm
temperatura colore / color temperature	°K
CRI	Ra
efficacia / efficiency	lm/W
angolo ottico / optical angle	°
tensione media / average tension	V
consumo / power consumption @500mA	W
dimmerazione / dimming	DIM

20.000	20.000
1.120	1.300
3.000	3.000
80	80
115	75
115	115
230	120
10	17,5
Phase cut	Phase cut

20.000	20.000
1.120	1.300
3.000	3.000
80	80
110	75
115	115
230	120
10	17,5
Phase cut	Phase cut

LED O



LED R



caratteristiche / features

USA & Canada

USA & Canada

vita media / average lifetime	ore / h
flusso luminoso / luminous flux	lm
temperatura colore / color temperature	°K
CRI	Ra
efficacia / efficiency	lm/W
angolo ottico / optical angle	°
tensione media / average tension	V
consumo / power consumption @500mA	W
dimmerazione / dimming	DIM

30.000	35.000
2.850	2.850
3.000	3.000
80	80
145	145
115	115
39	39
19,5	19,5
1-10 V / Push	1-10 V / Push

30.000	30.000
1.650	1.650
3.000	3.000
80	80
130	130
115	115
25	25
12,5	12,5
1-10 V / Push	1-10 V / Push

LED T



LED V



USA & Canada

USA & Canada

caratteristiche / features

vita media / average lifetime	ore / h	30.000	30.000	30.000	30.000
flusso luminoso / luminous flux	lm	1.650	1.650	2.850	2.850
temperatura colore / color temperature	°K	3.000	3.000	3.000	3.000
CRI	Ra	80	80	80	80
efficacia / efficiency	lm/W	130	130	145	145
angolo ottico / optical angle	°	115	115	115	115
tensione media / average tension	V	25	25	39	39
consumo / power consumption @500mA	W	12,5	12,5	19,5	19,5
dimmerazione / dimming	DIM	1-10 V / Push	1-10 V / Push	1-10 V / Push	1-10 V / Push

LED X



USA & Canada

caratteristiche / features

vita media / average lifetime	ore / h	30.000	30.000
flusso luminoso / luminous flux	lm	2.850	2.850
temperatura colore / color temperature	°K	3.000	3.000
CRI	Ra	80	80
efficacia / efficiency	lm/W	145	145
angolo ottico / optical angle	°	115	115
tensione media / average tension	V	39	39
consumo / power consumption @500mA	W	19,5	19,5
dimmerazione / dimming	DIM	1-10 V / Push	1-10 V / Push

Ideazione grafica

Studio Pointer

Fotografia

Studio Pointer

Max Zambelli

Paolo Utimpergher (pag. 266)

Fotolito

Studio Pointer

Ringraziamenti:

foto Giogali3D SP (pag. 186)

ph Studio Spagnulo & Partners architecture & interior
c/o Baglioni Hotel Regina, Roma Italia

foto Tubes PL 15 (pag. 230)

ph Luis Eduardo Guillen

architetti: dos G arquitectos, Ginnette Gotti e Ivan Grippaldi

c/o OCEANÍA BUSINESS PLAZA

42° piano, Torre 2000 Panama, Repubblica di Panama

Stampa

Trevisostampa

Edizione n° 1 - Marzo 2019

Catalog_1 · 2019 - rev. n° 6

© Copyright - Vetreria Vistosi s.r.l.

Proprietà artistica e letteraria

riservata in tutto il mondo.

È vietata la riproduzione, anche parziale,
dei testi e delle fotografie senza autorizzazione.



UNI EN ISO 9001 - CERTIFIED COMPANY

Vetreria Vistosi s.r.l.

Via Galileo Galilei, 9-9/A-11

31021 Mogliano Veneto - Treviso (Italy)

Tel +39 041 5903480 · +39 041 5900170

Fax +39 041 5900992 · +39 041 5904540

www.vistosi.it · vistosi@vistosi.it

